



HOKIES®

2020 Virginia Tech Softball Game Notes

Game Info

Feb. 28 - March 1 | Games 16-20
North Florida / Jacksonville
Jacksonville, Fla.

How to Watch



Schedule

INFORMATION

No. 19/20 Virginia Tech
Hokies



Record..... 12-3, 0-0 ACC
Starters R/L..... 6/3
Head Coach..... Pete D'Amour
Record at Tech (Years)..... 59-14 (2nd)

NUMBERS TO KNOW

1

Tech posted the biggest turnaround last season of any team in the country, etching its name in the NCAA record book with a 21 1/2-win improvement from the 2018 to 2019 season. (More on page 3)

4

Kelsey Bennett leads the team with four home runs this season. She is on pace for 15 homers after hitting 14 her freshman season.

12

Keely Rocharad is averaging over 12 strikeouts per game. She set her career-high with 15 strikeouts vs. Iowa on Feb. 9. Rocharad has struck out double-digit batters six times this season.

BASE TO BASE

- Virginia Tech softball travels to Jacksonville, Florida for the JU/UNF Spring Break Challenge where the Hokies will play five games from Friday to Sunday.
- Virginia Tech will see Purdue twice, North Florida, Jacksonville and Stony Brook at the JU/UNF Spring Break Challenge.
- The Hokies are 4-1 all-time against Purdue, 3-0 against North Florida, 2-4 versus Jacksonville and 1-0 against Stony Brook.
- Keely Rocharad is one strikeout away from 100 on the season and 14 away from tying Carrie Eberle for ninth on the all-time K list.

WHO TO WATCH



- Keely Rocharad leads the country with 99 strikeouts this year.
- She is 14 K's away from moving up on Tech's all-time K list.
- Rocharad has 360 strikeouts in her career.

- Kelsey Bennett leads the Hokies with 16 RBIs through 15 games.
- She set a new career high with 5 RBIs against North Carolina A&T last weekend.
- She had a total of seven RBIs in S.C.



PROJECTED LINEUP (BASED OFF LAST GAME)

#	Name	BA	H	R	RBI	HR
21	Kelsey Brown (LF)	.358	19	15	6	1
4	Darby Trull (CF)	.400	16	9	7	0
28	Grace Chavez (DP)	.370	10	3	10	3
2	Jayne Bailey (1B)	.362	17	13	14	2
8	Kelsey Bennett (3B)	.341	14	9	16	4
9	Al Velazquez (RF)	.206	7	9	9	1
18	Mackenzie Lawter (C)	.385	10	8	5	1
10	Olivia Lattin (2B)	.154	6	7	7	3
29	Maddi Banks (SS)	.393	11	13	7	3
ERA	IP	K	BB	WL		
3	Kaylee Hewitt (P)	2.16	32.1	32	32	5-0

LAST TIME OUT

- Tech defeated College of Charleston 5-0 Sunday afternoon to complete the weekend sweep at the Charleston Invitational.
- The Hokies won all five games by at least five runs, ending two games in the fifth inning by run-rule.
- Kaylee Hewitt threw her first career no-hitter in the 16-0 victory over North Carolina A&T

FEBRUARY

7	vs. Iowa ¹	Conway, S.C.	W, 9-1 [5 inn.]
7	at Coastal Carolina ¹	Conway, S.C.	W, 11-2
8	vs. Campbell ¹	Conway, S.C.	W, 11-3 [6 inn.]
8	vs. East Carolina ¹	Conway, S.C.	W, 4-2
9	vs. Iowa ¹	Conway, S.C.	L, 4-3 [8 inn.]
13	vs. No. 16/16 Oklahoma State ²	Clearwater, Fla.	L, 14-6 [6 inn.]
14	vs. No. 18/17 South Carolina ²	Clearwater, Fla.	W, 8-6
15	vs. No. 19/18 Missouri ²	Clearwater, Fla.	L, 6-5
15	vs. No. 14/13 Minnesota ²	Clearwater, Fla.	W, 2-1
16	vs. No. 21/23 Northwestern ²	Clearwater, Fla.	W, 6-5 [8 inn.]
21	vs. Dartmouth ³	Charleston, S.C.	W, 12-2 [5 inn.]
21	vs. Army West Point ³	Charleston, S.C.	W, 8-3
22	vs. Bradley ³	Charleston, S.C.	W, 9-1
22	vs. North Carolina A&T ³	Charleston, S.C.	W, 16-0
23	at College of Charleston ³	Charleston, S.C.	W, 5-0
26	at Radford	Radford, Va.	PPD
28	vs. Purdue ⁴	Jacksonville, Fla.	2:30 p.m.
28	at North Florida ⁴	Jacksonville, Fla.	5 p.m.
29	vs. Purdue ⁴	Jacksonville, Fla.	1 p.m.
29	at Jacksonville ⁴	Jacksonville, Fla.	3:30 p.m.

MARCH

1	vs. Stony Brook ⁴	Jacksonville, Fla.	10 a.m.
4	Appalachian State	Boone, N.C.	4 p.m.
6	at Virginia*	Charlottesville, Va.	4 p.m.
7	at Virginia*	Charlottesville, Va.	1 p.m.
8	at Virginia*	Charlottesville, Va.	1 p.m.
10	at George Washington	Washington, D.C.	3 p.m.
11	at George Mason	Washington, D.C.	4 p.m.
13	NC STATE*	Blacksburg, Va.	6 p.m.
14	NC STATE*	Blacksburg, Va.	2 p.m.
15	NC STATE*	Blacksburg, Va.	Noon
20	at [RV/RV] Notre Dame*	South Bend, Ind.	5 p.m.
21	at [RV/RV] Notre Dame*	South Bend, Ind.	1 p.m.
22	at [RV/RV] Notre Dame*	South Bend, Ind.	Noon
25	CHARLOTTE	Blacksburg, Va.	6 p.m.
27	at [RV/RV] North Carolina*	Chapel Hill, N.C.	6 p.m.
28	at [RV/RV] North Carolina*	Chapel Hill, N.C.	Noon
29	at [RV/RV] North Carolina*	Chapel Hill, N.C.	1 p.m.

APRIL

1	at No. 21 James Madison (DH)	Harrisonburg, Va.	4 & 6 p.m.
3	CLEMSON*	Blacksburg, Va.	6 p.m.
4	CLEMSON*	Blacksburg, Va.	4 p.m.
5	CLEMSON*	Blacksburg, Va.	Noon
10	[--RV] DUKE*	Blacksburg, Va.	6 p.m.
11	[--RV] DUKE* (DH)	Blacksburg, Va.	2 & 4 p.m.
16	OHIO (DH)	Blacksburg, Va.	4 & 6 p.m.
22	RADFORD	Blacksburg, Va.	6 p.m.
24	at Georgia Tech*	Atlanta, Ga.	6 p.m.
25	at Georgia Tech*	Atlanta, Ga.	2 p.m.
26	at Georgia Tech*	Atlanta, Ga.	1 p.m.
29	at Longwood (DH)	Farmville, Va.	4 & 6 p.m.

MAY

May 1	No. 9/8 FLORIDA STATE*	Blacksburg, Va.	6 p.m.
May 2	No. 9/8 FLORIDA STATE*	Blacksburg, Va.	4 p.m.
May 3	No. 9/8 FLORIDA STATE*	Blacksburg, Va.	3:30 p.m.
May 6-9	ACC Championship	Louisville, Ky.	TBA

CAPS = HOME | AT = ROAD | VS. = NEUTRAL SITE | * = ACC CONFERENCE GAME | DH = DOUBLEHEADER
^ = ACC CHAMPIONSHIP
1 KICKIN' CHICKEN CLASSIC | 2 CLEARWATER INVITE | 3 CHARLESTON INVITE | 4 JU/UNF SPRING BREAK CHALLENGE
RANKINGS = USA TODAY/NFCA COACHES' POLL / ESPN.COM/USA SOFTBALL POLL

VIRGINIA TECH CONTACT

Sean Torney
Assistant, Strategic Communications
Phone: (508) 562-0638
Email: storney5@vt.edu

Social



@HokiesSoftball



@HokiesSoftball



/HokieSoftball



@HokieSports



NFCA Week 3 Top 25 Poll

Feb. 25 | *Opponents in italics*

Team (1st place)	Record	Points	Last
1 UCLA (31)	15-0	799	1
2 Washington (1)	15-1	765	2
3 Texas	15-1	689	4
4 LSU	13-1	672	6
5 Oklahoma	11-3	668	3
6 Florida	16-2	667	7
7 Arizona	12-3	592	5
8 Alabama	9-5	520	10
9 <i>Florida State</i>	7-4	509	9
10 Louisiana	11-3	491	11
10 Oregon	14-0	491	15
12 Kentucky	12-3	418	13
13 Michigan	10-3	392	8
14 Georgia	14-3	350	19
15 <i>Oklahoma State</i>	8-5	338	14
16 <i>South Carolina</i>	10-3	252	22
17 Arizona State	12-5	222	16
18 <i>Minnesota</i>	8-6	208	17
19 Virginia Tech	12-3	189	24
20 Tennessee	7-6	158	12
21 <i>Missouri</i>	12-5	151	18
22 Arkansas	12-2	150	23
23 Baylor	13-2	141	RV
24 <i>James Madison</i>	6-3	123	21
25 Texas Tech	10-5	122	20

Receiving Votes: UCF (96), Fresno State (39), Mississippi State (38), North Texas (34), *Duke* (25), Utah (22), Houston (15), Oregon State (13), Wisconsin (10), Stanford (8), *Northwestern* (6), *Notre Dame* (6), San Jose State (4), Tulsa (3), BYU (2), *North Carolina* (2).

USA Softball Week 2 Top 25 Poll

Feb. 18 | *Opponents in italics*

Team (1st place)	Record	Points	Last
1. UCLA (20)	15-0	500	1
2. Washington	15-1	476	2
3. Texas	15-1	445	4
4. LSU	13-1	424	7
5. Oklahoma	11-3	401	3
6. Florida	16-2	399	9
7. Arizona	12-3	375	5
8. <i>Florida State</i>	7-4	318	8
9. Louisiana-Lafayette	11-3	316	1
10. Oregon	14-0	300	17
11. Michigan	10-3	292	6
12. Alabama	9-5	281	13
13. Kentucky	12-3	262	11
14. <i>Oklahoma State</i>	8-5	221	14
15. Georgia	14-3	209	18
16. Arizona State	12-4	175	16
17. <i>South Carolina</i>	10-3	173	22
18. <i>Minnesota</i>	8-6	154	15
19. Baylor	13-2	100	RV
20. Virginia Tech	12-3	95	25
21. Arkansas	12-2	80	23
22. Tennessee	7-6	76	12
23. Missouri	12-5	71	19
24. Texas Tech	10-5	60	20
25. <i>James Madison</i>	6-3	52	21

Receiving Votes: Mississippi State (49), UCF (44), *Duke* (29), Utah (28), North Texas (25), Wisconsin (20), Fresno State (14), South Florida (14), Stanford (10), *Northwestern* (2), Houston (1), *Notre Dame* (1), Oregon State (1), San Diego State (1)

GENERAL INFORMATION

University Name	Virginia Tech
Location	Blacksburg, Va.
Founded	1872
Enrollment	34,000
President.....	Dr. Timothy Sands
Director of Athletics.....	Whit Babcock
Nickname	Hokies
Mascot.....	Hokie Bird
Colors.....	Chicago Maroon and Burnt Orange
Affiliation.....	NCAA Division I
Conference.....	Atlantic Coast
Home Field.....	Tech Softball Park (TSP)
Capacity	1,024

INFORMATION

2019 Record.....	47-11
2019 Conference Record / Finish.....	20-4 / 1st in ACC & Coastal
Starters Returning / Lost.....	6 / 3
Letterwinners Returning / Lost	11 / 6
Newcomers.....	11

STAFF

Head Coach (Alma Mater)	Pete D'Amour (Missouri)
Virginia Tech Record / Years.....	59-14 / Second season
Overall Record / Years	138-51 / Four years
Assistant Coach.....	Kirin Kumar (Georgia Tech)
Assistant Coach.....	Doug Gillis (Northwood)
Volunteer Assistant Coach	Andrew Stover (Virginia Western Community College)
Graduate Assistant.....	Sami Fagan (Missouri)
Student Assistant.....	Caitlyn Nolan (Virginia Tech)
Director of Operations.....	Whitney Showalter (Virginia Tech)
Recruiting Assistant.....	Lexi Denny (Radford)
Athletic Trainer	Kristen Matthis (Pitt, UCF)
Strength & Conditioning	Kelly Murphy (Cornell, Columbia)

ROSTER

No.	Name	Yr.	B/T	Pos.	Ht.	Hometown	High School / Previous School
2	Jayme Bailey	So.	R/R	U	5-5	Scott Depot, W.Va.	Hurricane
3	Keely Rochard	Jr.	R/R	P	5-8	Williamsburg, Va.	Warhill
4	Darby Trull	Jr.	L/L	OF	5-3	Fort Mill, S.C.	Nation Ford
7	Keara Napoli	Jr.	R/R	P	5-6	Alpharetta, Ga.	Cambridge / Georgia
8	Kelsey Bennett	So.	R/R	IF	5-5	Buford, Ga.	Buford
9	Al Velazquez	Jr.	L/L	OF	5-5	Aurora, Colo.	Chanhassen / Minnesota
10	Olivia Lattin	R-Sr.	R/R	IF	5-6	Kingston, N.Y.	Kingston
11	Cana Davis	Jr.	R/R	OF	5-9	Harrisonburg, Va.	Turner Ashby
12	Ashley Whitley	Fr.	R/R	U	6-1	Buena Vista, Ga.	Marion County
13	Kate Kobayashi	Fr.	R/R	OF	5-5	Kansas City, Mo.	Park Hill South
14	Ansley Whitley	Fr.	R/R	U	6-1	Buena Vista, Ga.	Marion County
15	Emma Yates	Fr.	R/R	C	5-6	Fairfax Station, Va.	South County
16	Meredith Slaw	So.	L/R	IF	5-11	Warsaw, Va.	Rappahannock
17	Molly Jacobson	Fr.	R/R	P	6-0	Waukee, Iowa	Waukee
18	Mackenzie Lawter	Jr.	R/R	C	5-5	South Boston, Va.	Halifax County
19	Maddie Rountree	Fr.	R/R	IF	5-11	Smithfield, Va.	Isle of Wight Academy
21	Kelsey Brown	So.	L/R	OF	5-6	Haymarket, Va.	Battlefield / JMU
25	Georgia Blair	Fr.	R/R	U	5-4	Douglasville, Ga.	Alexander
27	Rebecca Ludowig	Fr.	R/R	U	5-10	Ashburn, Va.	Rock Ridge
28	Grace Chavez	So.	R/R	C	5-9	Las Vegas, Nev.	West Career & Technical Academy
29	Maddi Banks	So.	L/R	U	5-6	Bettendorf, Iowa	Bettendorf
31	Kayleigh Addington	Jr.	R/R	C	5-7	Lexington, Va.	Rockbridge
32	Grayson Cruce	Fr.	L/L	IF	5-4	Loganville, Ga.	Loganville
33	Kaylee Hewitt	Fr.	R/R	P	6-2	Murfreesboro, Tenn.	Riverdale





ACC Standings

Team	Overall	ACC	Pct.
[RV/RV] Duke	14-2	0-0	.875
No. 19/20 Virginia Tech	12-3	0-0	.800
NC State	11-5	0-0	.688
[RV/RV] Notre Dame	10-5	0-0	.667
No. 9/8 Florida State	7-4	0-0	.636
Virginia	8-5	0-0	.615
Clemson	11-7	0-0	.611
Georgia Tech	6-8	0-0	.429
Pitt	5-7	0-0	.417
Syracuse	5-7	0-0	.417
Boston College	5-8	0-0	.385
[RV/-] North Carolina	6-10	0-0	.375
Louisville	5-9	0-0	.357

Preseason ACC Coaches' Poll

1. Florida State (141 points, 10 first-place votes)
- 2. Virginia Tech (123 points, 2 first-place votes)**
3. Notre Dame (121 points, 1 first-place vote)
4. North Carolina (117 points)
5. Louisville (103 points)
6. Georgia Tech (78 points)
7. NC State (77 points)
8. Duke (74 points)
9. Syracuse (51 points)
10. Clemson (43 points)
11. Virginia (37 points)
12. Pitt (33 points)
13. Boston College (16 points)

ACC Preseason All-Conference

Sydney Sherrill, Florida State, Jr., IF
 Breanna Roper, Georgia Tech, Jr., IF
 Katie Marino, Notre Dame, Sr., IF
Jayne Bailey, Virginia Tech, So., IF
Kelsey Bennett, Virginia Tech, So., IF
 Dani Morgan, Florida State, Sr., OF
 Celene Funke, Louisville, Sr., OF
 Kristina Burkhardt, North Carolina, R-Jr., OF
Darby Trull, Virginia Tech, Jr., OF
 Caylan Arnold, Florida State, Sr., P
 Brittany Pickett, North Carolina, Sr., P
 Payton Tidd, Notre Dame, So., P
Keely Rochard, Virginia Tech, Jr., P
 Anna Shelnut, Florida State, Sr., C
 Elizabeth Mason, Florida State, R-Jr., UT

GREENSBORO, N.C. – Six-time Atlantic Coast Conference Champion Florida State leads all ACC teams with five selections to 2020 Preseason All-ACC Softball Team and has been chosen as the 2020 ACC softball preseason favorite in a vote of the league's 13 head coaches.

The Seminoles have won six straight ACC Softball Championships and received 10 first-place votes. Coaches were not allowed to vote for their own teams.

Virginia Tech has the second-most selections of any team with four representatives, while North Carolina and Notre Dame have two selections each. Georgia Tech and Louisville each had one representative on the team.

HOKIE STORYLINES IN FLORIDA

- The JU/UNF Spring Break Challenge is the second trip to the Sunshine State for Tech this season. The Hokies went 3-2 at the St. Pete/Clearwater Elite Invitational.
- The Hokies are ranked No. 19/20 in the country this week, their second-straight week appearing in the polls.
- Keely Rochard earned ACC Pitcher of the Week honors after a 3-0 weekend at the Charleston Invitational, her fourth time winning the weekly award.

ROCHARD CLOSING IN ON 9

- With 360 career strikeouts, Keely Rochard is just 14 Ks away from tying Carrie Eberle for ninth all-time on the Tech career strikeout leader list.
- Eberle had 374 strikeouts in a Hokie uniform in 542 innings. Rochard has her 360 in just 295 innings.

TECH SWEEPS IN CHARLESTON

- The Hokies went 5-0 at the Charleston Invitational last week, winning all five by at least five runs and two by run-rule.
- Tech beat Dartmouth 12-2 [5], Army 8-3, Bradley 9-1, North Carolina A&T 16-0 [5] and College of Charleston 5-0.
- Meredith Slaw led the team in RBIs for the weekend with eight in just seven at-bats. She set career-highs in RBIs (4), hits (2) and runs scored (2) vs. North Carolina A&T.
- Kaylee Hewitt threw her first career no-hitter.

HEWITT THROWS NO-NO

- Freshman Kaylee Hewitt threw her first career no-hitter against North Carolina A&T.
- She accomplished the feat with only 59 pitched thrown through five innings.
- Hewitt was one walk from a perfect game after she allowed a base on balls in the first inning and retired every batter after.
- She finished the game with seven strikeouts, one short of her career high.

HOKIE STORYLINES IN S.C.

- Virginia Tech will face three opponents for the first time at the Charleston Invitational. It will be the first meeting between Tech and Army, Dartmouth and Bradley.
- The Hokies are 10-0 all-time vs. North Carolina A&T and are 4-4 vs. College of Charleston.
- Two Hokies come to South Carolina with hitting streaks. Darby Trull and Mackenzie Lawter both have four-game hitting streaks.

HOKIES IMPRESS IN CLEARWATER

- Tech defeated three ranked opponents at the St. Pete/Clearwater Elite Invitational.
- The Hokies took down #18/17 South Carolina, #14/13 Minnesota and #21/23 Northwestern in Florida.
- Minnesota was the highest ranked opponent that Tech beat at a neutral site since No. 8 Georgia on March 1, 2019.
- The Hokies were ranked No. 24/25 following the weekend.

HOKIE CLEARWATER STORYLINES

- There are some pretty interesting storylines for the Hokies when they take on three teams in particular in Clearwater.
- First one would have to be their first game taking on Oklahoma State, a team that has their ACC Pitcher of the Year a season ago in Carrie Eberle.
- Second storyline is that Tech will take on Missouri, a team that coach Pete D'Amour was a part of for roughly a decade, getting the Tigers to the Women's College World Series three times.
- Lastly, outfielder Al Velazquez will go up against her former team in Minnesota. She was a part of their Big Ten title in 2018 before transferring to the Hokies last year.

SOMETHING ABOUT THE OPENER

- For the second straight season under Pete D'Amour's direction, the Hokies broke the school record for stolen bases in the season-opening weekend.
- Tech put together eight steals at Coastal Carolina last Friday night, topping the previous high of seven set versus Purdue last year.
- The Hokies, as stated on the first page, rank 10th in the country in steals per game (3.0).

RACK 'EM UP

- When pitcher Keely Rochard threw 15 chairs against Iowa, it marked the first time a Hokie had 15 Ks since Feb. 27, 2016, when Maggie Tyler had 15 of her own versus USC Upstate.

SHE CAN WRITE, TOO

- Junior catcher Mackenzie Lawter writes a blog on Justin's World of Softball's website, sharing her thoughts on the season and what she is up to off the diamond as well.
- A multimedia journalism major, Lawter jokingly says she's one of the better writers on the team.

DOUBLE TROUBLE

- Tech's twin sisters - Ashley and Ansley Whitley - are one of 21 twins in Division I softball. The power duo are identical as well, so good luck telling them apart.
- When the two got here this past fall, Tech coach Pete D'Amour joked he couldn't tell them apart when they weren't together - but he's good now.

LITTLE CRAY TO SAY THE LEAST

- The improvement in numbers from 2018 to 2019 are pretty drastic to say the least thanks to a new coaching staff and players playing up to their potential.
- Below are just a few of the quite contrast in hitting and pitching numbers.

Statistics	'2018	'2019	Dif.
Batting average	.242	.334	+0.092
Hits	341	515	+174
Runs	172	395	+223
Home runs	35	97	+62
Doubles	69	98	+29
Pitcher strikeouts	316	359	+43
ERA	2.34	1.98	0.36
Shutouts	8	22	+14
Errors	48	47	+1



MISCELLANEOUS

Multiple Hit Games	2	3	4	5+	Total
8 Kelsey Bennett	6	-	-	-	6
21 Kelsey Brown	3	2	-	-	5
29 Maddi Banks	4	-	-	-	4
4 Darby Trull	2	1	1	-	4
2 Jayme Bailey	2	1	-	-	3
18 Mackenzie Lawter	3	-	-	-	3
12 Ashley Whitley	2	-	-	-	2
28 Grace Chavez	2	-	-	-	2
32 Grayson Cruce	2	-	-	-	2
16 Meredith Slaw	1	-	-	-	1
10 Olivia Lattin	1	-	-	-	1
19 Maddie Rountree	1	-	-	-	1
TEAM	29	4	1	0	34

Hitting Streaks	Longest	Current
21 Kelsey Brown	7	3
2 Jayme Bailey	7	-
18 Mackenzie Lawter	6	-
4 Darby Trull	4	-
13 Kate Kobayashi	4	4
28 Grace Chavez	4	3
16 Meredith Slaw	3	-
8 Kelsey Bennett	3	-
9 Al Velazquez	3	2
29 Maddi Banks	2	-
19 Maddie Rountree	2	-
10 Olivia Lattin	2	1
32 Grayson Cruce	2	-
12 Ashley Whitley	1	1
14 Ansley Whitley	1	1

Multiple RBI Games	2	3	4	5+	Total
8 Kelsey Bennett	2	2	-	1	5
16 Meredith Slaw	2	-	1	-	3
28 Grace Chavez	2	1	-	-	3
9 Al Velazquez	1	2	-	-	3
2 Jayme Bailey	-	1	1	-	2
10 Olivia Lattin	1	1	-	-	2
21 Kelsey Brown	2	-	-	-	2
4 Darby Trull	2	-	-	-	2
29 Maddi Banks	-	-	1	-	1
19 Maddie Rountree	1	-	-	-	1
18 Mackenzie Lawter	-	1	-	-	1
12 Ashley Whitley	-	-	1	-	1
32 Grayson Cruce	-	1	-	-	1
TEAM	13	9	4	1	27

Reached Base Streaks	Longest	Current
2 Jayme Bailey	14	-
28 Grace Chavez	8	-
18 Mackenzie Lawter	7	7
21 Kelsey Brown	7	3
4 Darby Trull	6	1
16 Meredith Slaw	5	-
8 Kelsey Bennett	4	4
32 Grayson Cruce	4	4
10 Olivia Lattin	4	1
13 Kate Kobayashi	4	4
9 Al Velazquez	3	3
29 Maddi Banks	2	-
14 Ansley Whitley	2	2
19 Maddie Rountree	2	-
12 Ashley Whitley	1	1

A WEEKEND FOR FIRSTS

- The long ball was a common theme for the Hokies in Conway to open up the season, seeing seven players hit a home run. Of the seven, three did it for the first time at the college level.
- For the first-timers, freshman Ashley Whitley went yard first with a three-run bomb to right center versus Campbell, sophomore Kelsey Brown followed in the next game against East Carolina with solo shot to left center and freshman Grayson Cruce capped off the newbies with a solo homer to left center versus Iowa on Sunday.

A HISTORY LESSON

- Tech has been to nine regionals in its storied history, including five of the last nine years, and owns an overall record of 14-17 in regionals.
- The kicker is that it hasn't made it out of one since 2008, when it went onto the Ann Arbor Super Regional and eventually the WCWS.
- Of the nine NCAA regional trips, eight of the nine have been on SEC campuses.
- Below are the Hokies' nine regional appearances and how they turned out.

Site	Year	Record	Regional Winner
Lexington, Ky.	2019	2-2	Kentucky
Knoxville, Tenn.	2015	0-2	Tennessee
Knoxville, Tenn.	2014	1-2	Tennessee
Lexington, Ky.	2013	3-2	Kentucky
Knoxville, Tenn.	2012	2-2	Tennessee
Knoxville, Tenn.	2008	3-1	Virginia Tech
Columbus, Ohio	2007	1-2	Cal State Fullerton
Knoxville, Tenn.	2006	1-2	Tennessee
Knoxville, Tenn.	2005	1-2	Tennessee

TALK ABOUT A TURNAROUND

- Under Tech coach Pete D'Amour's guidance, Tech cracked the NCAA record book for biggest turnarounds.
- The minimum is 20 more wins than the previous season. Tech's 21 1/2-win differential is tied for the 18th-most in NCAA history and most since 2011, when Indiana had a 21 1/2-game turnaround.
- Below are the best turnarounds of 2019.

School (Coach)	'18 W-L	'19 W-L	Imp.
Virginia Tech (Pete D'Amour)	2019	2-2	21 1/2
Alabama (Patrick Murphy)	2015	0-2	17
Purdue (Boo De Oliveira)	2014	1-2	14 1/2

ACC REGULAR-SEASON CHAMPS

- For the first time since 2007 and only the second time in school history, the Hokies came away with the best record in the ACC during the regular season.
- Tech's 20-4 record in ACC play topped Florida State's clip of 19-5, giving them a one-game advantage and the crown. It also won the Coastal Division for the first time in program history.
- But the Seminoles would get it done in the ACC Championship, winning the 10-team tournament on their home field.

THE BEST IN THE ACC

- Last season, Tech led the ACC in a few categories when it came to the plate and the circle.
- The Hokies boasted three team categories that sat atop the league's stats.
- As a team, Tech had the best batting average (.334), fewest hits allowed (293) and shutouts (22).

US & OU

- Tech, made up of an elite pitching staff and a bunch of sound batters, was one of only two teams in the nation last year to be in the top six nationally in shut-outs (22) and batting average (.334).
- The other school was Oklahoma, the Big 12 champion and the WCWS runner-up.
- A comparison of the two juggernauts is below with the (#) signifying where the mark ranked in the land.

School	BA	HR/PG	R/PG	SHO	ERA
OU	.344 (#1)	1.83 (#1)	7.30 (#3)	28 (#1)	1.40 (#1)
VT	.334 (#4)	1.67 (#3)	6.81 (#6)	22 (#4)	1.98 (#20)

OUT AHEAD

- The Hokies last year typically got off to a fast start, outscoring their opponents 235-32 in the first three innings of games in Year 1 of the Pete D'Amour era.
- They outscored their opponents 90-10 in the first inning, 62-11 in the second and 83-11 in the third.
- Tech went 45-3 when it scored first last year and an underwhelming 2-8 when its opponent scored first.
- So far this season, the Hokies are outscoring their opponent 12-6 the first three innings and are 3-0 when they score first and 1-1 when the opponent scores first.

BACK FOR MORE

- Outfielder Al Velazquez is back after tying a school-record 50 runs scored last season with then-senior Emma Strouth.
- Velazquez broke the previous record of 49 set in 2002.

Name	R	OB%	TB	GP
Emma Strouth (2019)	50	.482	129	58
Al Velazquez (2019)	50	.429	84	56
Carmen Farmer (2002)	49	.400	96	57

THE MOUNTAINTOP


- After winning all three of its games at Boston College for their final ACC series, the Hokies finished with the most ACC wins in school history, boasting 20 in 2019.
- Of those 20, 12 came on the road with Tech owning a perfect 12-0 record in ACC road games.

Year	ACC wins	Overall Record	Postseason
2019	20	45-9 (20-4 ACC)	Regionals (Lexington)
2014	19	36-23 (19-9 ACC)	Regionals (Knoxville)
2008	16	49-19 (16-5 ACC)	WCWS (Oklahoma City)
2007	15	49-16 (15-5 ACC)	Regionals (Columbus)

I'M A MAN, I'M 40

- With getting a W vs. the Tar Heels, Tech eclipsed the 40-win plateau for the first time since 2012.
- It has only happened eight times in program history out of 24 years of being a program (1996). Below are the most wins in school history.

Year	Wins	Overall Record	Postseason
1999	54	54-16 (14-2 A-10)	L, A-10 title game
2008	49	49-19 (16-5 ACC)	WCWS (Oklahoma City)
2007	49	49-16 (15-5 ACC)	Regionals (Columbus)
2019	47	47-11 (20-4 ACC)	Regionals (Lexington)
2005	44	44-25 (4-13 ACC)	Regionals (Knoxville)
2012	42	42-21 (12-8 ACC)	Regionals (Knoxville)
2002	42	42-18 (12-8 BIG EAST)	L, BIG EAST title games
2000	41	41-22 (12-4 A-10)	L, A-10 title game



HOKIES IN THE POLLS

	NFCA	USA Softball	Softball America	DI Softball
P	RV	RV	--	--
W1	RV	RV	--	--
W2	24	25	--	25
W3	19	20	22	21
W4				
W5				
W6				
W7				
W8				
W9				
W10				
W11				
W12				
W13				
W14				



2020 HONORS & AWARDS

Preseason

Jayne Bailey, JWOS Preseason Top 150 Player
 Jayme Bailey, Preseason All-ACC Team
 Keely Rochard, JWOS Preseason Top 150 Player
 Keely Rochard, Preseason All-ACC Team
 Darby Trull, JWOS Preseason Top 150 Player
 Darby Trull, Preseason All-ACC Team
 Darby Trull, Softball America Top 100
 Kelsey Bennett, JWOS Preseason Top 150 Player
 Kelsey Bennett, Preseason All-ACC Team
 Kelsey Bennett, Softball America Top 100

ACC Weekly Honors

Keely Rochard, Pitcher of the Week (Feb. 25)

2019 HONORS & AWARDS

Preseason

Carrie Eberle, Preseason All-ACC Team
 Carrie Eberle, Preseason JWOS All-American
 Carrie Eberle, Softball America Top-100 Player

ACC Weekly Honors

Caitlyn Nolan, Player of the Week (Feb. 12)
 Keely Rochard, Co-Pitcher of the Week (Feb. 12)
 Keely Rochard, Co-Pitcher of the Week (Feb. 19)
 Kelsey Bennett, Co-Player of the Week (March 5)
 Carrie Eberle, Co-Pitcher of the Week (March 5)
 Emma Strouth, Co-Player of the Week (April 16)
 Keely Rochard, Pitcher of the Week (April 16)

NFCA Honors

Caitlyn Nolan, Player of the Week (Feb. 12)
 Keely Rochard, Pitcher of the Week (Feb. 19)
 Keely Rochard, Pitcher of the Week

USA Softball Honors

Keely Rochard, Pitcher of the Week (April 16)

Fastpitch News Honors

Keely Rochard, Pitcher of the Week (Feb. 19)
 Keely Rochard, Pitcher of the Week (April 16)

College Sports Madness Honors

Keely Rochard, Pitcher of the Week (Feb. 18)
 Darby Trull, Player of the Week (Feb. 18)

ACC Awards

Pete D'Amour, Coach of the Year
 Carrie Eberle, Pitcher of the Year
 Kelsey Bennett, Freshman of the Year

All-ACC First Team

Carrie Eberle
 Keely Rochard
 Emma Strouth
 Kelsey Bennett
 Jayme Bailey

ACC All-Freshman Team

Kelsey Bennett
 Jayme Bailey

NFCA All-Region

Carrie Eberle
 Keely Rochard
 Emma Strouth
 Kelsey Bennett
 Jayme Bailey
 Darby Trull
 Caitlyn Nolan

SHUT 'EM DOWN

- Pitcher Keely Rochard had a knack for not allowing an opponent to sniff the plate in 2019.
- She was one of only 19 players to have 10 or more shutouts and finished tied for eighth in the land with 11 on the season.
- The Hokies have a chance of seeing a player who was also one of the top 19 players in Northwestern's Danielle Williams (13 shutouts) on Sunday.

A SENSE OF URGENCY

- The Hokies batted a sizzling .598 (79 of 132) with a runner on third base and there are less than two outs in 2019. Having a sense of urgency, Tech typically knocked that runner in - and then some.

THEY DIG THE LONG BALL

- Tech set a school record for the most home runs hit in a season in 2019, boasting 97 for the fifth most in the nation.
- What puts it in perspective is that they only hit 35 last season, including the team high for a player being just eight. Last season, the Hokies had four players with eight or more homers.

School	G	HR	HR p/g
Oklahoma (Big 12)	63	115	1.83
Arizona (Pac-12)	62	110	1.77
Virginia Tech (ACC)	58	97	1.67
JMU (CAA)	61	102	1.67
Arizona State (Pac-12)	55	91	1.65

DIAPER DANDIES

- Kelsey Bennett and Jayme Bailey were named to the Schutt Sports/NFCA National Freshman of the Year Top 25 list on April 18, 2019, becoming the first-ever Hokies to make the list.
- With them making the list, they were one of only two schools to boast two players (UCLA).
- Bennett would make the top 10 list, as announced on May 9, 2019, the only freshie out of the ACC.

REJECTED

- Tech blanked in-state rival Virginia in all three games of the series last year, clinching a point in the Commonwealth Clash, as well as holding the Wahoos to never reaching third base or home plate.
- It marked the second straight year that the Hokies swept the Cavaliers and the first time ever holding an opponent scoreless in a three-game series.

ROCHARD SPINS PERFECT GAME

- After taking a loss to then-No. 8/8 Georgia in March, pitcher Keely Rochard got another chance in the circle versus a ranked team and did not disappoint.
- Rochard, who was quoted after the game saying she wanted another shot versus a top opponent, put together her best game yet against then-No. 20/17 JMU in Blacksburg, throwing a perfect game.
- The righty finished with 60 pitches in five innings of work, getting her 15 outs by nine pop ups, two grounders and four Ks.
- It marked the seventh perfect game in program history and first since Jasmine Harrell's on May 1, 2012, in a 9-0 win over Liberty in five innings.

JOINING ELITE COMPANY

- Pitcher Keely Rochard became just the fifth Hokie to pitch a perfect game, joining Angela Tincher (2), Ashlee Dobbe (2), Katie Maynard (1) and Jasmine Harrell (1).
- It also marked Rochard's third no-hit game of the season, as she threw two no-nos in February of 2019.
- Her three no-nos made her one of only five players in school history to have three or more no-hitters, joining Angela Tincher (14), Ashlee Dobbe (8), Clarisa Crowell (4) and Kelly Heinz (3).

RUN-RULIN' THE BEST

- Before Tech's 12-0 [5] victory over then-No. 20/17 JMU, the last time Tech run-ruled a ranked team takes you all the way back to April 1, 2007, when it defeated No. 24 NC State 8-0 [5].
- But that was the only time previously in history that's happened, making the JMU accomplishment just the second time in school history.

NOT IN OUR HOUSE

- The win over nationally ranked JMU on April 10 marked the first time Tech had won at home versus a top-25 team since April 6, 2016, which was ironically versus JMU.
- The last time Tech played in a game when both teams were ranked and won at home was on April 26, 2008, against No. 14 North Carolina. It also marked Coach D'Amour's first ranked win at TSP.
- It was Tech's 18th win at home against a ranked team.

AFTER SIX A LOCK

- After losing to then-No. 20/17 JMU on April 10 in the first game of a doubleheader 3-1, it marked the first time Tech had blown a lead late in a game all year.
- Coming into the contest, the Hokies were a perfect 20-0 when leading after six innings of action.
- Even more impressive is Pete D'Amour's head coaching record when leading after six. He's 87-3, making that only his third game to slip away like that, losing two in that fashion at Kennesaw State.

GOOD THINGS COME TO AN END

- Outfielder Al Velazquez put quite a streak together, 23 games in a row reaching base, but it was snapped on April 7, 2019 at Duke.
- The streak, which dated all the way back to Feb. 27 against Radford, was the longest by a Hokie that season and set a career high for the sophomore.
- Her hitting streak during that time span got up to 10 games.

SAY IT AIN'T SO

- The school record at Tech for consecutive games played without an error was six, which was set Feb. 28-March 8, 2007.
- After their series at Duke in 2019, the record fell with the Hokies playing nine straight errorless games before making one in the series finale. Tech went 8-1 during that stretch.



TECH IN THE POLLS

- After finishing the 2019 season ranked No. 23 in the NFCA poll and No. 21 in the USA Softball poll, Virginia Tech looks to build off a stellar first year in the Pete D'Amour era.
- The Hokies, who are receiving votes in both major preseason polls, bring back four NFCA all-region selections in 2020 and look to defend their ACC regular-season title.
- No. 19 was the highest Tech got to in 2019 in USA Softball's poll. The last time Tech was as high as No. 19 in the poll was on March 20, 2013.

CLOSE ONES

- Coach Pete D'Amour has a knack for winning close games and has put that on display since his arrival to Blacksburg.
- D'Amour owns a 26-16 record in one-run games and went 5-1 in 2019.
- However, he's 0-1 this year with a 4-3 loss to Iowa.

WHEN THE BIG DOGS SHOW UP

- Tech has had its fair share of ranked opponents come through Tech Softball Park (49 games).
- The Hokies are 18-33 (.353) in those games and are 5-7 (.417) when Tech is ranked, too.
- Before April 10, 2019, the last time Tech was ranked and beat a ranked team at home was on April 26, 2008, when it took down No. 14 North Carolina 5-2 [10] when the Hokies were ranked No. 18.
- Tech's last six wins at home versus ranked opponents are below in chronological order.

Date	Opponent	Score	VT Ranked
April 10, 2019	No. 20/17 JMU	W, 12-0 [5]	No. 22/20
April 6, 2016	No. 6 JMU	W, 2-1	NR
March 15, 2014	No. 22 Notre Dame	W, 5-4	NR
March 15, 2014	No. 22 Notre Dame	W, 3-2	NR
April 6, 2012	No. 21 Florida State	W, 11-5 [6]	NR
April 9, 2011	No. 25 Georgia Tech	W, 4-2	NR

SHUFFLE AND FOLD

- The Hokies dealt a pretty good hand to the Cards in late March of 2019, winning the series over Louisville, 2-1, and outscoring the Cards 28-13 in Blacksburg.
- The two wins for Tech were run-rules, marking only the second time in school history the Hokies have run-ruled an ACC team in back-to-back games.
- The last time that happened was against Boston College on April 11, 2009, in a doubleheader. Tech won the first game 14-6 in six innings and the second game 9-1 in six innings.

HOT CORNER

- Though she's a sophomore now starting at shortstop, Kelsey Bennett was one of a select few to start at third base in every game as freshmen in the Power Five in 2019.
- The few are three players, including Baylor's Cassidy Krupit, Oregon's Rachel Cid and Virginia Tech's Kelsey Bennett.

Name	Assists	Hits	RBI	HR	BA
Kelsey Bennett (VT)	102	59	45	14	.369
Cassidy Krupit (Baylor)	66	35	29	10	.236
Rachel Cid (Oregon)	51	37	31	9	.268

ACC WEEKLY HONORS

- Three times in 2019 the Hokies swept the weekly awards honored by the league office.
- After opening weekend, Caitlyn Nolan earned Player of the Week while Keely Rochard was tabbed Co-Pitcher of the Week on Feb. 12.
- The ACC selected two Hokies on March 12 - Kelsey Bennett (Player) and Carrie Eberle (Pitcher).
- On April 2, Bennett earned her second ACC Co-Player of the Week.
- Tech swept the ACC weekly awards again, this time doing it on April 16 when Keely Rochard won Pitcher of the Week and Emma Strouth was Co-Player of the Week.

IT'S BEEN A MINUTE

- When the Hokies beat then-eighth-ranked Georgia on March 1, 2019, it marked their first win over a top 10-opponent since 2016 vs. No. 6 JMU.
- It also marked Tech's first road win over a ranked opponent since May 19, 2013, when Tech beat No. 17 Kentucky in an NCAA Regional.
- Darby Trull hit the would be game-winning RBI in the top of the eighth to win it versus the Bulldogs, knocking in Maddi Banks.

ROCHARD MAKES HISTORY

- Sophomore Keely Rochard was on her A-game in the circle the week of Feb. 15-17, 2019, facing 38 batters and not surrendering a hit and only allowing three walks to Detroit Mercy and Charleston Southern.
- Her two no-hitters made her the third player in school history to have consecutive no-nos, joining Clarisa Crowell (1999) and Ashlee Dobbe (2000).
- She also became the first player since 2000 to accomplish the feat and only the sixth Hokie to post two or more no-hitters, as well as the first no-hitter since Feb. 24, 2017, when Aysha Richardson did it against Seton Hall in five innings.
- Rochard later threw a perfect game on April 10 against No. 20/17 JMU, bringing her no-hitter total to three games.

Name	No-nos	Ex. Inn.	7 IP	5/6 IP	P5
Anglea Tinchler (05-08)	14	2	9	3	5
Ashlee Dobbe (99-02)	8	0	5	2	2
Clarissa Crowell (99-02)	4	0	4	0	1
Keely Rochard (18-19)	3	0	1	2	0
Kelly Heinz (13-15)	3	0	0	3	0
Katie Maynard (03-06)	2	1	1	0	0

STARTERS SUMMARY

Player	GS	Position										Batting Order											
		p	c	1b	2b	3b	ss	lf	cf	rf	of	dh	1st	2nd	3rd	4th	5th	6th	7th	8th	9th		
2 Jayme Bailey	15	.	.	12	.	.	.	2	.	1	1	2	.	11	.	1	.	.	.
8 Kelsey Bennett	15	9	6	1	.	1	13
21 Kelsey Brown	14	12	2	14
10 Olivia Lattin	13	.	.	.	13	2	.	.	4	3	4	.
4 Darby Trull	13	13	6	1	6	.
29 Maddi Banks	12	.	.	.	1	3	8	12
18 Mackenzie Law	10	.	10	1	8	1	.
9 Al Velazquez	10	10	5	.	.	.	3	1	1	.
32 Grayson Cruce	9	.	2	3	4	1	1	1	1	5	.	.	.
28 Grace Chavez	9	9	.	.	7	1	1
3 Keely Rochard	8	8
33 Kaylee Hewitt	7	7
12 Ashley Whitley	4	.	3	.	1	1	2	1	.
14 Ansley Whitley	4	3	1	1	3
19 Maddie Rountr	4	3	1
16 Meredith Slaw	2	2
13 Kate Kobayash	1	1	1	.



BEST STARTS IN SCHOOL HISTORY

- When the Hokies started the 2019 season 9-0 after winning two tourneys in Charleston, they tied the second-best start in school history.
- Below is the best starts in school history before each teams' first loss and how those teams ended up.

Year	Start	Overall Record	Postseason
2006	10-0	39-22 (12-8 ACC)	Regionals (Knoxville)
2019	9-0	13-2 (0-0 ACC)	Regionals (Lexington)
2015	9-0	34-23 (9-14 ACC)	Regionals (Knoxville)
2012	7-0	43-21 (12-8 ACC)	Regionals (Knoxville)

MARGIN OF VICTORY

- In Tech's 13-0 victory over College of Charleston on Feb. 9, 2019, the 13-run differential tied the seventh-best scoring margin in a win in school history.
- The Hokies followed it up a week later, beating Detroit Mercy by the same score, 13-0, on Feb. 16.
- Versus Pitt on March 23 in the first game of a doubleheader, Tech won 18-0 in five innings, tying the second-biggest margin of victory in school history and set the biggest margin of victory in a conference game in program history.

Opponent	Date	Score	Location
Morgan State	March 20, 2014	22-2 (20)	Blacksburg, Va.
Pitt	March 23, 2019	18-0 (18)	Pittsburgh, Pa.
Florida A&M	Feb. 9, 2018	19-1 (18)	Gulf Shores, Ala.
Seton Hall	Feb. 21, 2015	18-0 (18)	Greenville, N.C.
St. Louis	Feb. 28, 1998	19-3 (16)	Atlanta, Ga.
Virginia	April 30, 2016	15-0 (15)	Blacksburg, Va.
Radford	March 30, 2002	15-0 (15)	Blacksburg, Va.
Detroit Mercy	Feb. 16, 2019	13-0 (13)	Charleston, S.C.
Col. of Charleston	Feb. 9, 2019	13-0 (13)	Charleston, S.C.
Seton Hall	Feb. 24, 2017	13-0 (13)	Greenville, N.C.
George Mason	March 7, 2004	15-2 (13)	Kissimme, Fla.
NC A&T	April 25, 1998	15-2 (13)	Blacksburg, Va.
St. Bonaventure	April 12, 1998	13-0 (13)	Blacksburg, Va.

'19 POWER FIVE HEAD COACHES

- The offseason was an eventful one for the coaching carousel, especially in the Power Five. There were 58 coaching changes in Division I, including 11 in the Power Five in 2018.
- D'Amour was one of the 11 and he is one of seven that came from a mid-major as a head coach. Two were sitting Power Five head coaches (Texas' Mike White and Louisville's Holly Aprile) and two were Power Five assistant coaches (Oregon's Mellyssa Lombardi and Kansas' Jennifer McFalls).
- Interestingly enough, of the 11 Power Five head coaching moves, the ACC was the conference with the most change (5 moves), making up 45 percent.

Name	Old School	Title	New School
Larissa Anderson	Hofstra	HC	Missouri
Holly Aprile	Pitt	HC	Louisville
Kristen Butler	Toledo	HC	Rutgers
Pete D'Amour	Kennesaw State	HC	Virginia Tech
Shannon Doepking	Dartmouth	HC	Syracuse
Renee Gillipsie	UCF	HC	Iowa
Jodi Hermanek	Ohio	HC	Pitt
Mellyssa Lombardi	Oklahoma	Ass.	Oregon
Jennifer McFalls	Texas	Ass.	Kansas
Jennifer Patrick-Swift	St. Francis	HC	NC State
Mike White	Oregon	HC	Texas

- Of the 11 coaches, D'Amour tallied the most wins in 2019, with the top four below.

Name	School	2019 Record
Pete D'Amour	Virginia Tech	47-11
Mike White	Texas	46-17
Holly Aprile	Louisville	35-23
Larissa Anderson	Missouri	35-25

NFCA TIDBITS

- When Caitlyn Nolan was named NFCA DI National Player of the Week on Feb. 12, 2019, and teammate Keely Rochard followed up with NFCA DI National Pitcher of the Week the next week on Feb. 19, it made history.
- Since 2015, it had only happened three times that a school repeated national player of the week. However, it was the same person in each instance, making Tech's situation the first in the last four years.
- Rochard returns for her junior year while Nolan is now a student assistant on staff.

Name	School	Position	Year
Ally Carda	UCLA	Pitcher	2015
Shelby Turnier	UCF	Pitcher	2015
Rachel Garcia	UCLA	Pitcher	2018
Caitlyn Nolan/Keely Rochard	VT	SS/P	2019

- Tech's Pete D'Amour became only the second coach in school history this past summer and he brought in a new staff with him.
- His first hire came on June 27, 2018, when he tabbed Kirin Kumar as an assistant coach. Kumar, who has ties to the ACC, comes most recently from NC State and played at Georgia Tech.
- Coming with him from the Peach State, Doug Gillis was hired on August 10, 2018, after being the pitching coach at Kennesaw State. He holds the same role in Blacksburg.
- On Aug. 30, 2018, D'Amour added his volunteer assistant in Matt Guemmer. Guemmer, who graduated from Missouri, worked with D'Amour in Columbia as a student manager from 2012-13. He most recently comes from DeSoto High School, where he was the head softball coach and won a state title in 2014.
- Former All-American at Missouri Sami Fagan joined the staff in the winter after playing professionally in Japan and the United States. She holds the title of coordinator of player development.

TECH SOFTBALL PARK



QUICK FACTS

Surface	Grass outfield, dirt infield
Dimensions (LF-CF-RF)	200-220-200
First Game	March 25, 1998, W, 8-6 (8 Inn.) vs. Charlotte
Seasons in Use	22nd Season
Overall Record	841-579 (59%) Games: 1,420
At Home	295-159 (65%) Games: 454
Conference Record	253-229 (52%) Games: 479
vs. Ranked Teams	45-112 (29%) Games: 157

UNDER D'AMOUR

At TSP	15-5
ACC Record at home	8-4
vs. Nonconference at home	7-1
vs. Ranked Teams at home	1-1

The Virginia Tech softball team has the luxury of playing and practicing in some of the finest facilities on the East Coast. Using the Tech Softball Park, Softball Indoor Facility and a state-of-the-art weight room, the Hokies train in terrific facilities designed to help them win championships. Combined with a new locker room and one of the best scoreboard and video boards in the country, the Hokies have it all when it comes to what they need to win.

Tech Softball Park, which was completed in the fall of 1997, has dimensions of 200 feet down the lines and 220 feet to center field. In January of 2008, an additional 746 permanent seats were installed, bringing the capacity up from 336 to 1,024. The new bleachers match the ones that were already in place and now extend down to the end of both dugouts.

Thanks to an anonymous donation, TSP now has seatbacks in the section behind home plate, which was completed in fall 2017.



2008 WOMEN'S COLLEGE WORLD SERIES TEAM



QUICK FACTS

Record	49-19 (.721)
ACC Record	16-5 (.752)
Home	15-5 (.750)
Away	18-5 (.782)
Neutral	16-9 (.640)
vs. Ranked Teams	8-9
Highest Ranking	No. 8 in final NFCA Poll
Lowest Ranking	No. 24 in Week 3 NFCA Poll

In 2008, the Hokies reached new levels, culminating with a trip to Oklahoma City for the Women's College World Series. After finishing second in the regular season, the Hokies rolled through the ACC Tournament for the second time in a row, guaranteeing them their fourth straight NCAA Regional appearance.

Pitcher Angela Tincher led the way in the circle, winning All-America honors and National Player of the Year. She became only the third person at the time in NCAA softball history to rack up over 2,000 career strikeouts.

The Hokies made their first trip ever to the WCWS and finished the season with a school-record 50 wins, program-best 16 ACC wins and highest-ever finish in the NFCA poll with a No. 8 ranking in the final poll.

Tech also had a historic upset of the U.S. National Team, breaking the Red, White & Blue's 185-game, pre-Olympic exhibition tour winning streak with a 1-0 win on March 26.

THE RUN

ACC Championship W, 7-4 Maryland | W, 2-0 Florida State | W 2-0 NC State
 NCAA Regionals W, 1-0 [10] Louisville | W, 4-0 Tennessee | L, 7-1 UT | W 4-2 UT
 NCAA Super Regionals L, 1-0 Michigan | W, 1-0 Michigan | W, 6-1 Michigan
 WCWS L, 1-0 Texas A&M | L, 2-0 [9] Florida



THE LAST TIME VIRGINIA TECH..

Recorded 10+ hits in a game	12 vs. North Carolina A&T (2/22/20)
Recorded 15+ hits in a game	15 vs. ETSU (2/17/19)
Scored 10+ runs in a game	16 vs. North Carolina A&T (2/22/20)
Scored 15+ runs in a game	16 vs. North Carolina A&T (2/22/20)
Drew eight walks or more in a game	8 vs. Dartmouth (2/21/20)
Stole five or more bases in a game	8 at Coastal Carolina (2/7/20)
Hit 3 home runs in a game	3 vs. Bradley (2/22/20)
Hit 4 home runs in a game	4 vs. No. 20/17 JMU (4/10/19)
Hit 4+ home runs in a game	5 at Pitt [1] (3/23/19)
Had 3+ players with 3+ hits in a game	3-Lauren Duff, 3-Emma Strouth & 3-Carolina Schoenewald, WCU [1] (4/25/17)
Turned a triple play	No. 1 Florida State, L, 12-5 [5] [1] (3/10/17)
Highest ranked opponent defeated	No. 4 Michigan, 6-2, at Gainesville, Fla. (2/20/99)
Defeated ranked opponent at home	No. 20/17, 12-0 [5] (4/10/19)
Highest ranked opponent defeated at home	No. 6 JMU, 2-1 (4/6/16)
Defeated ranked opponent on the road	No. 8 Georgia, 7-6 [8] (3/1/19)
Highest ranked opponent defeated on the road	No. 6 Michigan, 6-1 (5/25/08)
Defeated ranked opponent at neutral site	vs. No. 21 Northwestern, 6-5 [8], in Clearwater, Fla. (2/16/20)
Highest ranked opponent defeated at neutral site	No. 4 Michigan, 6-2, at Gainesville, Fla. (2/20/99)
Defeated a top-10 team	No. 8 Georgia, 7-6 [8] (3/1/19)
Won a run-rule game	vs. North Carolina A&T, 16-0 [5] (2/22/20)
Lost a run-rule game	No. 16 Oklahoma St., 14-6 [6] (2/13/20)
Won an extra-inning game	No. 21 Northwestern, 6-5 [8] (2/16/20)
Lost an extra-inning game	vs. Iowa, 4-3 [8] (2/9/20)
Was no-hit by	Alexa Romero, vs. Syracuse, L, 2-0 (3/9/18)

THE LAST TIME A TECH PLAYER..

Recorded five hits in a game	Caroline Schoenewald, vs. Lamar (2/8/18)
Recorded four hits in a game	Darby Trull, vs. Army (2/21/20)
Drove in 5+ runs in a game	5, Kelsey Bennett vs. North Carolina A&T (2/22/20)
Scored 4+ runs in a game	Caroline Schoenewald, vs. Lamar (2/8/18)
Hit a grand slam	Mackenzie Lawter at Pitt [1] (3/23/19)
Hit 2+ home runs in a game	2, Lauren Duff vs. No. 20/17 JMU [2] (4/10/19)
Player hit back-to-back home runs	1 inn. & 3 inn., Lauren Duff vs. No. 20/17 JMU [2] (4/10/19)
Players hit back-to-back home runs	Olivia Lattin and Maddi Banks vs. No. 14 Minnesota (2/15/20)
Players hit back-to-back-to-back home runs	2nd inn. K. McGoldrick, K. Smith and K. Mericka vs. Seton Hall (2/21/15)
Hit for the cycle	Never
Had 2+ doubles in a game	2, Meredith Slaw vs. North Carolina A&T (2/22/20)
Had 2+ triples in a game	2, Courtney Brinkman at ETSU (4/25/02)
Drew 4+ walks in a game	4, Courtney Liddle vs. Miami (3/10/12)
Stole 3+ bases in a game	3, Kat Banks vs. Boston College (3/27/11)
Had a walk-off home run	Mackenzie Lawter vs. Virginia, 8-0 [5] (4/12/19)
Had a walk-off grand slam	Betty Rose vs. Cornell, 8-4 (3/20/12)
Had a walk-off hit	Caroline Schoenewald vs. Liberty 1-0 [8] (4/10/18)

THE LAST TIME A TECH PLAYER..

Struck out 15+ batters	15, Keely Rochard vs. Iowa (2/9/20)
Struck out 10+ batters	11, Keely Rochard at College of Charleston (2/23/20)
Threw a no-hitter	Kaylee Hewitt vs. North Carolina A&T (2/22/20)
Threw a 7-inning no-hitter	Keely Rochard vs. Charleston Southern (2/17/19)
Threw a 7-plus-inning no-hitter	Angela Tincher vs. Florida State (5/10/08)
Threw a perfect game	Keely Rochard vs. No. 20/17 JMU [5 Inn.] (4/10/19)
Threw a 7-plus-inning perfect game	Angela Tincher vs. Florida State [8 Inn.] (3/24/07)

THE LONGEST TECH GAMES..

14 Innings	Virginia Tech 3, Florida State 2; First Round of 2005 ACC Championship (College Park, Md.)
13 Innings	Virginia Tech 3, Marshall 2; 2013 NCAA Tournament (Lexington, Ky.)
12 Innings	BC 2, VT 1; 2003 (Chestnut Hill), VT 1, Louisville 0; 2005 NAAs (Knoxville), Arizona 4, VT 3; 2008 (Tucson)
11 Innings	VT 2, Liberty 1; 2000 (Chattanooga); VT 6, Nevada 5; 2005 (Las Vegas)
10 Innings	10 times; last: Virginia Tech 6, Pitt 3; 2015 (Pittsburgh, Pa.)
9 Innings	25 times; last: Lamar 10, Virginia Tech 9 (Gulf Shores, Ala.)

What's a Hokie?



The answer leads all the way back to 1896 when Virginia Agricultural and Mechanical College changed its name to Virginia Polytechnic Institute. With the change came the necessity for writing a new cheer and a contest for such a purpose was held by the student body.

Senior O.M. Stull won first prize for his "Hokie" yell which is still used today. Later, when asked if "Hokie" had any special meaning, Stull explained the word was solely the product of his imagination and was used only as an attention-getter for his yell. It soon became a nickname for all Tech teams and for those people loyal to Tech athletics.

The official university school colors - Chicago Maroon and Burnt Orange - also were introduced in 1896. The colors were chosen by a committee because they made a 'unique combination' not worn elsewhere at the time. The official definition of "Hokie" is "a loyal Virginia Tech Fan".


'19 CLASS OF ACC COACHES

- The Atlantic Coast Conference entered 2019 with five new softball head coaches from its then-12 member institutions, including Louisville's Holly Aprile, NC State's Jennifer Patrick-Swift, Pitt's Jodi Hermanek, Syracuse's Shannon Doepking and Virginia Tech's Pete D'Amour.
- Previously, Aprile was the head coach at Pitt, Patrick-Swift was the head coach at St. Francis, Hermanek was the head coach at Ohio, Doepking was the head coach at Dartmouth and D'Amour was the head coach at Kennesaw State.

Name	Team	Overall	ACC	Home	Away	Neutral
Pete D'Amour	Virginia Tech	59-14	20-4	15-5	22-4	23-5
Holly Aprile	Louisville	40-32	12-12	16-5	8-12	12-10
Jennifer Patrick-Swift	NC State	33-30	9-15	15-14	9-9	9-7
Shannon Doepking	Syracuse	23-33	8-16	7-8	7-17	9-8
Jodi Hermanek	Pitt	15-43	7-17	4-11	5-19	5-13

SOFTBALL INDOOR FACILITY

- The facility, which is attached to Rector Field House (track & field) and immediately adjacent to Tech Softball Park, opened the fall 2018 and provides the Hokies with an indoor infield for practice during inclement weather, along with four cages for hitting and pitching practice.
- The one-story building also features two coaches rooms, an equipment room, a team room, a film room, a mudroom and team facilities. The facility will be available to the program year-round and will have uses for practice, team events and gameday necessities. The new facility will encompass more than 16,000 square feet.
- The facility was designed by Cannon Designs and was built by Branch Associates of Salem, Virginia. This project was a part of a larger plan that vastly improved Rector Field House (track & field) and all of the adjacent athletics facilities. Total cost was roughly \$18 million.



HOME RUN TRACKER

Who	What	Count	When
Kelsey Bennett	2-run HR to CF	2-1 (3 inn.)	vs. Iowa (2/7/20)
Olivia Lattin	Solo HR to CF	0-0 (4 inn.)	at Coastal Carolina (2/7/20)
Maddi Banks	Solo HR to LC	1-0 (4 inn.)	vs. Campbell (2/8/20)
Ashley Whitley	3-run HR to RC	(6 inn.)	vs. Campbell (2/8/20)
Kelsey Brown	Solo HR to LC	0-1 (5 inn.)	vs. East Carolina (2/8/20)
Jayme Bailey	3-run HR to CF	(6 inn.)	vs. East Carolina (2/8/20)
Grayson Cruce	Solo HR to LC	2-2 (5 inn.)	vs. Iowa (2/9/20)
Mackenzie Lawter	3-run HR to LF	2-1 (2 inn.)	vs. No. 16 Oklahoma St (2/13/20)
Kelsey Bennett	2-run HR to LC	1-0 (1 inn.)	vs. No. 18 South Carolina (2/14/20)
Grace Chavez	Solo HR to LF	1-1 (7 inn.)	vs. No. 18 South Carolina (2/14/20)
Grace Chavez	2-run HR to LF	1-2 (5 inn.)	vs. No. 19 Missouri (2/15/20)
Olivia Lattin	Solo HR to CF	3-2 (3 inn.)	vs. No. 14 Minnesota (2/15/20)
Maddi Banks	Solo HR to LF	2-1 (3 inn.)	vs. No. 14 Minnesota (2/15/20)
Kelsey Bennett	Solo HR to CF	1-1 (5 inn.)	vs. Army (2/21/20)
Grace Chavez	2-run HR to CF	0-1 (1 inn.)	vs. Bradley (2/22/20)
Maddi Banks	Solo HR to CF	1-1 (2 inn.)	vs. Bradley (2/22/20)
Jayme Bailey	3-run HR to LF	1-0 (7 inn.)	vs. Bradley (2/22/20)
Kelsey Bennett	3-run HR to LF	3-0 (3 inn.)	vs. North Carolina A&T (2/22/20)
Al Velazquez	2-run HR to RC	0-0 (4 inn.)	vs. North Carolina A&T (2/22/20)
Olivia Lattin	2-run HR to LC	2-2 (4 inn.)	at College of Charleston (2/23/20)

Total team HRs: 20 | First-pitch HRs: 2 | Full-count HRs: 1 | Leadoff HRs: 4

Lattin's HR at Coastal Carolina was a first-pitch shot

Cruce's HR vs. Iowa was a leadoff homer

Chavez's HR vs. No. 18/17 South Carolina was a leadoff shot

Lattin/Banks' HRs vs. No. 14/13 Minnesota were back-to-back

Bennett's HR vs. Army was a leadoff shot

Banks' HR vs. Bradley was inside the park



D'AMOUR'S RECORD WHEN...

Total:	138-51
Conference:	45-13
Nonconference:	93-38
Home:	60-21
Away:	40-17
Neutral:	38-13
Day:	101-36
Night:	37-15
1-Run games:	28-17
2-Run games:	16-5
5+Run games:	67-17
Extra innings:	8-6
Shutouts:	44-11
Scoring 0-2 runs:	12-26
Scoring 3-5 runs:	41-20
Scoring 6-9 runs:	58-4
Scoring 10+ runs:	27-0
Opponent 0-2 runs:	100-6
Opponent 3-5 runs:	32-16
Opponent 6-9 runs:	7-22
Opponent 10+ runs:	0-7
Scored in 1st inning:	68-8
Scores first:	112-16
Opp. scores first:	26-35
After 4 leading:	103-6
After 4 trailing:	10-34
After 4 tied:	19-11
After 5 leading:	100-5
After 5 trailing:	7-35
After 5 tied:	13-9
After 6 leading:	92-3
After 6 trailing:	4-34
After 6 tied:	11-7
Hit 0 home runs:	39-32
Hit 1 home run:	42-15
Hit 2+ home runs:	57-4
Opponent 0 home runs:	98-22
Opponent 1 home run:	31-18
Opponent 2+ HRs:	10-11
Made 0 errors:	65-21
Made 1 error:	45-14
Made 2+ errors:	26-16
Opp. made 0 errors:	42-19
Opp. made 1 error:	47-14
Opp. made 2+ errors:	49-18
Out-hit opponent:	115-6
Out-hit by opponent:	14-37
Hits are tied:	8-8

GAMES SUMMARY

Score by innings	1	2	3	4	5	6	7	8	Total
Virginia Tech	12	14	31	20	13	15	9	1	115
Opponents	11	3	8	3	9	13	2	1	50

Record when ...									
Overall	12-3							After 4 leading	10-1
Conference	0-0						 trailing	1-2
Non-Conference	12-3						 tied	1-0
Home games	0-0							After 5 leading	8-0
Away games	2-0						 trailing	1-1
Neutral site	10-3						 tied	0-2
Day games	10-3							After 6 leading	7-0
Night games	2-0						 trailing	0-1
vs Left starter	3-1						 tied	1-1
vs Right starter	9-2							Hit 0 home runs	2-0
1-Run games	2-2							... 1 home run	4-3
2-Run games	2-0							... 2+ home runs	6-0
5+Run games	8-1							Opponent 0 home runs	9-0
Extra innings	1-1						 1 home run	3-1
Shutouts	2-0						 2+ HRs	0-2
Scoring 0-2 runs	1-0							Made 0 errors	6-1
..... 3-5 runs	2-2						 1 error	3-0
..... 6-9 runs	5-1						 2+ errors	3-2
..... 10+ runs	4-0							Opp. made 0 errors	2-1
Opponent 0-2 runs	8-0						 1 error	3-0
..... 3-5 runs	3-1						 2+ errors	7-2
..... 6-9 runs	1-1							Out-hit opponent	10-0
..... 10+ runs	0-1							Out-hit by opponent	1-2
Scored in 1st inning	6-0							Hits are tied	1-1
Opp. scored in 1st	5-1								
Scores first	9-1								
Opp. scores first	3-2								

Record when team scores:

Runs	0	1	2	3	4	5	6	7	8	9	10+
W-L	0-0	0-0	1-0	0-1	1-0	1-1	1-1	0-0	2-0	2-0	4-0

Record when opponent scores:

Runs	0	1	2	3	4	5	6	7	8	9	10+
W-L	2-0	3-0	3-0	2-0	0-1	1-0	1-1	0-0	0-0	0-0	0-1

Record when leading after:

Inn.	1	2	3	4	5	6
W-L	5-0	7-1	9-0	10-1	8-0	7-0

Record when trailing after:

Inn.	1	2	3	4	5	6
W-L	2-1	1-1	2-2	1-2	1-1	0-1

Record when tied after:

Inn.	1	2	3	4	5	6
W-L	5-2	4-1	1-1	1-0	0-2	1-1

WHERE THEY AT

- Tech has 24 players on the squad who represent 10 states, including three out West and two each from the Midwest and Northeast.
- Virginia is where the most players (9) are from on the team, making up 38 percent.
- The next most popular spot, and by a landslide, is Georgia, boasting six players from the Peach State. Iowa comes in third with two.



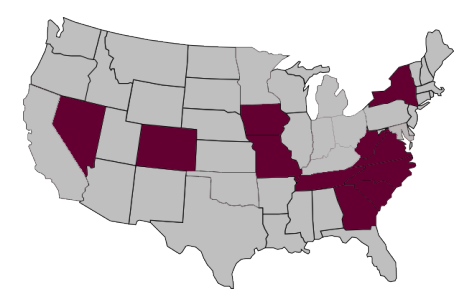
WHEN THE LONG BALL...

- If a player under Coach D'Amour hits a home run, the outcome is likely over. D'Amour is 42-15 when there is one homer and 57-4 if two or more.

STATES

Virginia (9)

#3 Keely Rochard	#11 Cana Davis
#15 Emma Yates	#16 Meredith Slaw
#18 Mackenzie Lawter	#19 Maddie Rountree
#21 Kelsey Brown	#27 Rebecca Ludowig
#31 Kayleigh Addington	



STATES

Georgia (6)

#7 Keara Napoli	#8 Kelsey Bennett
#12 Ashley Whitley	#14 Ansley Whitley
#25 Georgia Blair	#32 Grayson Cruce

Iowa (2)

#17 Molly Jacobson	#29 Maddi Banks
--------------------	-----------------

Nevada (1)

#28 Grace Chavez

South Carolina (1)

#4 Darby Trull

Colorado (1)

#9 Al Velazquez

Tennessee

#33 Kaylee Hewitt

New York (1)

#10 Olivia Lattin

West Virginia (1)

#2 Jayme Bailey

Missouri (1)

#13 Kate Kobayashi

2020 RESULTS

Date	Opponent	Score	Inns	Overall	Conference	Pitcher of record	Attend	Time
Feb 07, 2020	vs Iowa	w 9-1	5	1-0-0	0-0-0	K. Hewitt (W 1-0)	217	2:09
Feb 07, 2020	at Coastal Carolina	w 11-2	7	2-0-0	0-0-0	K. Rocharad (W 1-0)	217	2:30
Feb 08, 2020	vs Campbell	w 11-3	6	3-0-0	0-0-0	K. Hewitt (W 2-0)	256	2:08
Feb 08, 2020	vs East Carolina	w 4-2	7	4-0-0	0-0-0	K. Rocharad (W 2-0)	256	1:58
Feb 09, 2020	vs Iowa	L 3-4	(8)	4-1-0	0-0-0	K. Rocharad (L 2-1)	312	1:55
Feb 13, 2020	vs #16 Oklahoma State	L 6-14	6	4-2-0	0-0-0	K. Rocharad (L 2-2)	0	2:40
Feb 14, 2020	vs #18 South Carolina	w 8-6	7	5-2-0	0-0-0	K. Rocharad (W 3-2)	100	2:49
Feb 15, 2020	vs #18 Missouri	L 5-6	7	5-3-0	0-0-0	K. Rocharad (L 3-3)	350	2:10
Feb 15, 2020	vs #13 Minnesota	w 2-1	7	6-3-0	0-0-0	K. Hewitt (W 3-0)	0	2:13
Feb 16, 2020	vs #21 Northwestern	w 6-5	(8)	7-3-0	0-0-0	K. Rocharad (W 4-3)	545	3:10
Feb 21, 2020	vs Dartmouth	w 12-2	5	8-3-0	0-0-0	K. Hewitt (W 4-0)	0	2:01
Feb 21, 2020	vs Army	w 8-3	7	9-3-0	0-0-0	K. Rocharad (W 5-3)	374	2:14
Feb 22, 2020	vs Bradley	w 9-1	7	10-3-0	0-0-0	K. Rocharad (W 6-3)	222	2:23
Feb 22, 2020	vs NC A&T	w 16-0	5	11-3-0	0-0-0	K. Hewitt (W 5-0)	472	1:29
Feb 23, 2020	at Col. of Charleston	w 5-0	7	12-3-0	0-0-0	K. Rocharad (W 7-3)	486	2:01

() extra inning game

2019 RECORDS

TEAM BATTING

- Tech has had its best season at the plate in school history, being in its 24th season.
- The Hokies have broken seven school records in the team batting category for a single season.

- Batting average: .334
- Slugging percentage: .598
- On-base percentage: .417
- Runs scored: 395
- Home runs: 97
- RBIs: 368
- Total bases: 922

- They have also broke and tied some records for most in a single game.

- Home runs in a game: Tied at No. 1 with five set twice in 2019 (at NC State on March 16 and at Pitt on March 23).
- Most stolen bases in a game: Seven versus Purdue on Feb. 10.
- Most home runs hit in a game by an individual: Two done by Kelsey Bennett (vs. Texas State on Feb. 23), Caitlyn Nolan (at Radford on Feb. 27 and vs. UAB on March 2), Mackenzie Lawter vs. Binghamton (March 19) and Lauren Duff (vs. JMU on March 10).

SEASON LEADERS

- The record book for season leaders took a big hit in 2019.
- The offensive end has been where most of the damage was made, but there were some records in the circle.
- This slugging percentage stat is insane - the top five slugging percentages in school history had four in one season.
- No. 1 Kelsey Bennett (.725), No. 2 Caitlyn Nolan (.720) No. 3 Emma Strouth (.705) and No. 4 Darby Trull (.642).
- Runs scored: Tied No. 1 Emma Strouth (50) and No. 1 Al Velazquez (50).
- Home runs: No. 1 Caitlyn Nolan (19)
- RBIs: No. 1 Emma Strouth (68), No. 2 Caitlyn Nolan (55).
- Sacrifice Flies: Tied No. 1 Caitlyn Nolan (6)
- Pitching winning percentage: No. 1 Keely Rocharad (.880).
- On-base percentage: No. 2 Jayme Bailey (.497).

BY CLASS LEADERS

- The Hokies have rewrote the record book for accomplishments broken up by their year in school.

- The freshman records:

- Home runs: Kelsey Bennett (14)
- Total bases: Kelsey Bennett (116)
- Batting average: No. 1 Jayme Bailey (.380)
- Slugging percentage: No. 1 Kelsey Bennett (.725)

- The sophomore records:

- Runs scored: Al Velazquez (50)
- Batting average: No. 1 Darby Trull (.406)
- Slugging percentage: No. 1 Darby Trull (.642)
- Shutouts: Keely Rocharad (11)

- The senior records:

- Runs scored: Emma Strouth (50)
- Hits: Emma Strouth (74)
- Home runs: Caitlyn Nolan (19)
- RBIs: Emma Strouth (68)
- Batting average: No. 1 Emma Strouth (.404)
- Slugging percentage: No. 1 Caitlyn Nolan (.720)
- Sacrifice flies: Caitlyn Nolan (6)



TEAM/INDIVIDUAL HIGHS

TEAM GAME HIGHS

Batting	
At bats:	33 - vs Army (Feb 21, 2020 at Mt. Pleasant, S.C.)
Runs scored:	16 - vs NC A&T (Feb 22, 2020 at Mt. Pleasant, S.C.)
Hits:	14 - vs Army (Feb 21, 2020 at Mt. Pleasant, S.C.)
RBI:	15 - vs NC A&T (Feb 22, 2020 at Mt. Pleasant, S.C.)
Doubles:	3 - vs Iowa (Feb 07, 2020 at Conway, SC)
	3 - vs Army (Feb 21, 2020 at Mt. Pleasant, S.C.)
	3 - vs NC A&T (Feb 22, 2020 at Mt. Pleasant, S.C.)
Triples:	1 - vs South Carolina (Feb 14, 2020 at Clearwater, Fla.)
	1 - vs Dartmouth (Feb 21, 2020 at Mt. Pleasant, S.C.)
	1 - vs NC A&T (Feb 22, 2020 at Mt. Pleasant, S.C.)
Home runs:	3 - vs Bradley (Feb 22, 2020 at Mt. Pleasant, S.C.)
Total bases:	23 - vs NC A&T (Feb 22, 2020 at Mt. Pleasant, S.C.)
Walks:	8 - vs Dartmouth (Feb 21, 2020 at Mt. Pleasant, S.C.)
Strikeouts:	11 - vs Minnesota (Feb 15, 2020 at Clearwater, Fla.)
	11 - vs Northwestern (Feb 16, 2020 at Clearwater, Fla.)
Sac hits:	1 - vs Northwestern (Feb 16, 2020 at Clearwater, Fla.)
Sac flies:	1 - (4 times)
Stolen bases:	8 - at Coastal Carolina (Feb 07, 2020)
Hit by pitch:	2 - vs Northwestern (Feb 16, 2020 at Clearwater, Fla.)
Caught stealing:	1 - (5 times)
Runners LOB:	10 - vs Army (Feb 21, 2020 at Mt. Pleasant, S.C.)
Hit into DP:	1 - vs Oklahoma State (Feb 13, 2020 at Clearwater, Fla.)
	1 - vs Army (Feb 21, 2020 at Mt. Pleasant, S.C.)
	1 - vs Bradley (Feb 22, 2020 at Mt. Pleasant, S.C.)

Fielding	
Putouts:	24 - vs Northwestern (Feb 16, 2020 at Clearwater, Fla.)
Assists:	10 - vs Northwestern (Feb 16, 2020 at Clearwater, Fla.)
Errors:	4 - vs Iowa (Feb 09, 2020 at Conway, S.C.)
Passed balls:	1 - vs Oklahoma State (Feb 13, 2020 at Clearwater, Fla.)
DPs turned:	1 - (5 times)

Pitching	
Innings pitched:	8.0 - vs Northwestern (Feb 16, 2020 at Clearwater, Fla.)
Runs allowed:	14 - vs Oklahoma State (Feb 13, 2020 at Clearwater, Fla.)
Earned runs:	10 - vs Oklahoma State (Feb 13, 2020 at Clearwater, Fla.)
Walks allowed:	10 - vs Northwestern (Feb 16, 2020 at Clearwater, Fla.)
Strikeouts:	15 - vs Iowa (Feb 09, 2020 at Conway, S.C.)
Hits allowed:	12 - vs Oklahoma State (Feb 13, 2020 at Clearwater, Fla.)
Doubles allowed:	2 - vs Oklahoma State (Feb 13, 2020 at Clearwater, Fla.)
	2 - vs Missouri (Feb 15, 2020 at Clearwater, Fla.)
	2 - vs Bradley (Feb 22, 2020 at Mt. Pleasant, S.C.)
Triples allowed:	2 - vs South Carolina (Feb 14, 2020 at Clearwater, Fla.)
Homers allowed:	3 - vs Oklahoma State (Feb 13, 2020 at Clearwater, Fla.)
Wild pitches:	4 - vs Oklahoma State (Feb 13, 2020 at Clearwater, Fla.)
Hit batters:	3 - vs Oklahoma State (Feb 13, 2020 at Clearwater, Fla.)

INDIVIDUAL GAME HIGHS

Batting	
At bats:	5 - (4 times)
Runs scored:	3 - Al Velazquez vs Iowa (Feb 07, 2020 at Conway, SC)
	3 - Kelsey Brown vs Campbell (Feb 08, 2020 at Conway, SC)
Hits:	4 - Darby Trull vs Army (Feb 21, 2020 at Mt. Pleasant, S.C.)
RBI:	5 - Kelsey Bennett vs NC A&T (Feb 22, 2020 at Mt. Pleasant, S.C.)
Doubles:	2 - Meredith Slaw vs NC A&T (Feb 22, 2020 at Mt. Pleasant, S.C.)
Triples:	1 - Kelsey Brown vs South Carolina (Feb 14, 2020 at Clearwater, Fla.)
	1 - Maddi Banks vs Dartmouth (Feb 21, 2020 at Mt. Pleasant, S.C.)
	1 - Kelsey Bennett vs NC A&T (Feb 22, 2020 at Mt. Pleasant, S.C.)
Home runs:	1 - (20 times)
Total bases:	7 - Jayme Bailey vs East Carolina (Feb 08, 2020 at Conway, SC)
	7 - Kelsey Bennett vs NC A&T (Feb 22, 2020 at Mt. Pleasant, S.C.)
Walks:	2 - (11 times)
Strikeouts:	3 - Kelsey Bennett vs Minnesota (Feb 15, 2020 at Clearwater, Fla.)
	3 - Kelsey Brown vs Minnesota (Feb 15, 2020 at Clearwater, Fla.)
	3 - Maddi Banks vs Northwestern (Feb 16, 2020 at Clearwater, Fla.)
Sac hits:	1 - Al Velazquez vs Northwestern (Feb 16, 2020 at Clearwater, Fla.)
Sac flies:	1 - (4 times)
Stolen bases:	2 - (4 times)
Hit by pitch:	1 - (6 times)
Caught stealing:	1 - (5 times)
Runners LOB:	4 - Kelsey Bennett vs Dartmouth (Feb 21, 2020 at Mt. Pleasant, S.C.)

Fielding	
Putouts:	15 - Mackenzie Lawter vs Iowa (Feb 09, 2020 at Conway, S.C.)
Assists:	4 - Kelsey Bennett vs Campbell (Feb 08, 2020 at Conway, SC)
	4 - Kelsey Bennett vs Minnesota (Feb 15, 2020 at Clearwater, Fla.)
	4 - Maddi Banks vs Northwestern (Feb 16, 2020 at Clearwater, Fla.)
	2 - Maddi Banks vs Northwestern (Feb 16, 2020 at Clearwater, Fla.)
Errors:	2 - Mackenzie Lawter vs Oklahoma State (Feb 13, 2020 at Clearwater, Fla.)
Passed balls:	1 - Mackenzie Lawter vs Oklahoma State (Feb 13, 2020 at Clearwater, Fla.)

Pitching	
Innings pitched:	7.1 - Keely Rochard vs Iowa (Feb 09, 2020 at Conway, S.C.)
Runs allowed:	10 - Keely Rochard vs Oklahoma State (Feb 13, 2020 at Clearwater, Fla.)
Earned runs:	8 - Keely Rochard vs Oklahoma State (Feb 13, 2020 at Clearwater, Fla.)
Walks allowed:	7 - Kaylee Hewitt vs Iowa (Feb 07, 2020 at Conway, SC)
Strikeouts:	15 - Keely Rochard vs Iowa (Feb 09, 2020 at Conway, S.C.)
Hits allowed:	10 - Keely Rochard vs Oklahoma State (Feb 13, 2020 at Clearwater, Fla.)
Doubles allowed:	2 - Keely Rochard vs Oklahoma State (Feb 13, 2020 at Clearwater, Fla.)
	2 - Keely Rochard vs Missouri (Feb 15, 2020 at Clearwater, Fla.)
	2 - Keely Rochard vs Bradley (Feb 22, 2020 at Mt. Pleasant, S.C.)
Triples allowed:	2 - Keely Rochard vs South Carolina (Feb 14, 2020 at Clearwater, Fla.)
Homers allowed:	3 - Keely Rochard vs Oklahoma State (Feb 13, 2020 at Clearwater, Fla.)
Wild pitches:	4 - Kaylee Hewitt vs Oklahoma State (Feb 13, 2020 at Clearwater, Fla.)
Hit batters:	2 - Keely Rochard vs Oklahoma State (Feb 13, 2020 at Clearwater, Fla.)

OPPONENT TEAM/INDIVIDUAL HIGHS

OPPONENT TEAM GAME HIGHS

Batting	
At bats:	30 - vs Oklahoma State (Feb 13, 2020 at Clearwater, Fla.)
	30 - vs South Carolina (Feb 14, 2020 at Clearwater, Fla.)
Runs scored:	14 - vs Oklahoma State (Feb 13, 2020 at Clearwater, Fla.)
Hits:	12 - vs Oklahoma State (Feb 13, 2020 at Clearwater, Fla.)
RBI:	10 - vs Oklahoma State (Feb 13, 2020 at Clearwater, Fla.)
Doubles:	2 - vs Oklahoma State (Feb 13, 2020 at Clearwater, Fla.)
	2 - vs Missouri (Feb 15, 2020 at Clearwater, Fla.)
	2 - vs Bradley (Feb 22, 2020 at Mt. Pleasant, S.C.)
Triples:	2 - vs South Carolina (Feb 14, 2020 at Clearwater, Fla.)
Home runs:	3 - vs Oklahoma State (Feb 13, 2020 at Clearwater, Fla.)
Total bases:	23 - vs Oklahoma State (Feb 13, 2020 at Clearwater, Fla.)
Walks:	10 - vs Northwestern (Feb 16, 2020 at Clearwater, Fla.)
Strikeouts:	15 - vs Iowa (Feb 09, 2020 at Conway, S.C.)
Sac hits:	2 - vs Minnesota (Feb 15, 2020 at Clearwater, Fla.)
Sac flies:	1 - vs Oklahoma State (Feb 13, 2020 at Clearwater, Fla.)
	1 - vs Northwestern (Feb 16, 2020 at Clearwater, Fla.)
	1 - vs Army (Feb 21, 2020 at Mt. Pleasant, S.C.)
Stolen bases:	2 - vs Iowa (Feb 09, 2020 at Conway, S.C.)
Hit by pitch:	3 - vs Oklahoma State (Feb 13, 2020 at Clearwater, Fla.)
Caught stealing:	3 - vs Iowa (Feb 07, 2020 at Conway, SC)
Runners LOB:	11 - vs Northwestern (Feb 16, 2020 at Clearwater, Fla.)
Hit into DP:	1 - (5 times)

Fielding	
Putouts:	24 - vs Iowa (Feb 09, 2020 at Conway, S.C.)
	24 - vs Northwestern (Feb 16, 2020 at Clearwater, Fla.)
Assists:	13 - vs Missouri (Feb 15, 2020 at Clearwater, Fla.)
Errors:	4 - vs Bradley (Feb 22, 2020 at Mt. Pleasant, S.C.)
Passed balls:	3 - vs Minnesota (Feb 15, 2020 at Clearwater, Fla.)
DPs turned:	1 - vs Oklahoma State (Feb 13, 2020 at Clearwater, Fla.)
	1 - vs Army (Feb 21, 2020 at Mt. Pleasant, S.C.)
	1 - vs Bradley (Feb 22, 2020 at Mt. Pleasant, S.C.)

Pitching	
Innings pitched:	8.0 - vs Iowa (Feb 09, 2020 at Conway, S.C.)
	8.0 - vs Northwestern (Feb 16, 2020 at Clearwater, Fla.)
Runs allowed:	16 - vs NC A&T (Feb 22, 2020 at Mt. Pleasant, S.C.)
Earned runs:	11 - vs NC A&T (Feb 22, 2020 at Mt. Pleasant, S.C.)
Walks allowed:	8 - vs Dartmouth (Feb 21, 2020 at Mt. Pleasant, S.C.)
Strikeouts:	11 - vs Minnesota (Feb 15, 2020 at Clearwater, Fla.)
	11 - vs Northwestern (Feb 16, 2020 at Clearwater, Fla.)
Hits allowed:	14 - vs Army (Feb 21, 2020 at Mt. Pleasant, S.C.)
Doubles allowed:	3 - vs Iowa (Feb 07, 2020 at Conway, SC)
	3 - vs Army (Feb 21, 2020 at Mt. Pleasant, S.C.)
	3 - vs NC A&T (Feb 22, 2020 at Mt. Pleasant, S.C.)
Triples allowed:	1 - vs South Carolina (Feb 14, 2020 at Clearwater, Fla.)

OPPONENT INDIVIDUAL GAME HIGHS

Batting	
At bats:	5 - Pennington vs Oklahoma State (Feb 13, 2020 at Clearwater, Fla.)
	5 - Factor, C. vs Oklahoma State (Feb 13, 2020 at Clearwater, Fla.)
Runs scored:	3 - Naomi, K. vs Oklahoma State (Feb 13, 2020 at Clearwater, Fla.)
	3 - Lewis vs Northwestern (Feb 16, 2020 at Clearwater, Fla.)
Hits:	4 - Wilmes, B. vs Missouri (Feb 15, 2020 at Clearwater, Fla.)
RBI:	4 - M. Boesel vs South Carolina (Feb 14, 2020 at Clearwater, Fla.)
Doubles:	1 - (13 times)
Triples:	2 - H. Simpson vs South Carolina (Feb 14, 2020 at Clearwater, Fla.)
Home runs:	1 - (9 times)
Total bases:	6 - H. Simpson vs South Carolina (Feb 14, 2020 at Clearwater, Fla.)
Walks:	3 - Newport vs Northwestern (Feb 16, 2020 at Clearwater, Fla.)
Strikeouts:	3 - (5 times)
Sac hits:	1 - (5 times)
Sac flies:	1 - Dominguez, R vs Oklahoma State (Feb 13, 2020 at Clearwater, Fla.)
	1 - Rudd vs Northwestern (Feb 16, 2020 at Clearwater, Fla.)
	1 - Ballesteros vs Army (Feb 21, 2020 at Mt. Pleasant, S.C.)
Stolen bases:	1 - (6 times)
Hit by pitch:	2 - Richbourg, M vs Oklahoma State (Feb 13, 2020 at Clearwater, Fla.)
Caught stealing:	1 - (8 times)
Runners LOB:	5 - Mayhew vs Iowa (Feb 07, 2020 at Conway, SC)
	5 - Factor, C. vs Oklahoma State (Feb 13, 2020 at Clearwater, Fla.)

Fielding	
Putouts:	12 - Rudd vs Northwestern (Feb 16, 2020 at Clearwater, Fla.)
Assists:	5 - Naomi, K. vs Oklahoma State (Feb 13, 2020 at Clearwater, Fla.)
Errors:	1 - (24 times)
Passed balls:	3 - Strelow vs Minnesota (Feb 15, 2020 at Clearwater, Fla.)

Pitching	
Innings pitched:	7.0 - Poepping vs East Carolina (Feb 08, 2020 at Conway, SC)
Runs allowed:	12 - Augusto vs Dartmouth (Feb 21, 2020 at Mt. Pleasant, S.C.)
Earned runs:	10 - Augusto vs Dartmouth (Feb 21, 2020 at Mt. Pleasant, S.C.)
Walks allowed:	7 - Augusto vs Dartmouth (Feb 21, 2020 at Mt. Pleasant, S.C.)
Strikeouts:	11 - Fiser vs Minnesota (Feb 15, 2020 at Clearwater, Fla.)
Hits allowed:	10 - Shaw vs Iowa (Feb 07, 2020 at Conway, SC)
	10 - Grete, A. vs Army (Feb 21, 2020 at Mt. Pleasant, S.C.)
Doubles allowed:	2 - (4 times)
Triples allowed:	1 - C. Drotar vs South Carolina (Feb 14, 2020 at Clearwater, Fla.)
	1 - Augusto vs Dartmouth (Feb 21, 2020 at Mt. Pleasant, S.C.)
	1 - Kelsey Brown vs NC A&T (Feb 22, 2020 at Mt. Pleasant, S.C.)
Homers allowed:	2 - Poepping vs East Carolina (Feb 08, 2020 at Conway, SC)
	2 - Fiser vs Minnesota (Feb 15, 2020 at Clearwater, Fla.)
	2 - Jackson vs Bradley (Feb 22, 2020 at Mt. Pleasant, S.C.)
Wild pitches:	3 - RICHARDS, M vs Campbell (Feb 08, 2020 at Conway, SC)
Hit batters:	1 - (6 times)

TEAM GAME-BY-GAME SITUATIONS (BATTING)

Date	Opponent	Total h/ab	vs Left	vs Right	With Runners	Bases Empty	Bases Loaded	With 2-outs	With RBI-op	Reach as Leadoff	3rd and LT 2out	LOB
Feb 07	vs Iowa	11-23	10-21	1-2	9-16	2-7	1-1	3-7	7-11	1-4	2-2	3
Feb 07	at Coastal Carolina	12-32	0-1	12-31	8-21	4-11	0-0	5-12	8-20	5-7	2-4	7
Feb 08	vs Campbell	11-27	0-0	11-27	7-18	4-9	1-2	2-7	5-8	4-6	4-4	6
Feb 08	vs East Carolina	9-31	0-0	9-31	2-14	7-17	0-0	3-10	1-12	3-7	0-1	6
Feb 09	vs Iowa	6-30	0-10	6-20	4-12	2-18	1-2	1-9	2-10	2-7	0-2	5
Feb 13	vs Oklahoma State	9-28	0-0	9-28	5-17	4-11	0-1	3-9	3-9	3-6	1-4	7
Feb 14	vs South Carolina	9-30	0-0	9-30	4-15	5-15	0-0	0-7	3-7	3-7	1-1	6
Feb 15	vs Missouri	8-31	6-20	2-11	5-13	3-18	0-0	2-10	4-8	2-7	1-1	4
Feb 15	vs Minnesota	8-26	0-0	8-26	3-18	5-8	0-3	0-5	2-11	5-6	0-2	8
Feb 16	vs Northwestern	6-26	5-14	1-12	4-16	2-10	1-1	2-9	3-11	3-7	1-3	6
Feb 21	vs Dartmouth	10-23	2-8	8-15	9-19	1-4	4-6	1-5	7-16	3-4	6-8	7
Feb 21	vs Army	14-33	0-0	14-33	10-24	4-9	0-0	7-13	6-14	3-7	1-1	10
Feb 22	vs Bradley	9-31	6-18	3-13	4-17	5-14	0-2	4-11	3-13	4-7	1-2	9
Feb 22	vs NC A&T	12-23	0-0	12-23	10-17	2-6	1-1	2-7	7-14	4-4	5-5	1
Feb 23	at Col. of Charleston	4-25	1-7	3-18	3-14	1-11	0-1	1-8	2-10	2-7	2-3	6
Totals		138-419	30-99	108-320	87-251	51-168	9-20	36-129	63-174	47-93	27-43	91
		.329	.303	.338	.347	.304	.450	.279	.362	.505	.628	

TEAM GAME-BY-GAME SITUATIONS (PITCHING)

Date	Opponent	Score Score	Total h/ab	vs Left	vs Right	With Runners	Bases Empty	With 2-outs	Reach as Leadoff	Gnd Out	Fly Out	ERA
Feb 07	vs Iowa	9-1	3-15	0-5	3-10	1-10	2-5	0-5	4-5	6	2	1.40
Feb 07	at Coastal Carolina	11-2	8-29	1-6	7-23	4-13	4-16	1-8	2-7	6	5	1.75
Feb 08	vs Campbell	11-3	4-22	1-5	3-17	2-10	2-12	2-8	2-6	8	2	2.33
Feb 08	vs East Carolina	4-2	5-26	1-6	4-20	1-8	4-18	1-9	2-7	5	7	1.96
Feb 09	vs Iowa	3-4	6-27	2-11	4-16	3-11	3-16	0-6	3-7	3	3	1.95
Feb 13	vs Oklahoma State	6-14	12-30	3-8	9-22	7-19	5-11	2-9	4-6	1	5	3.47
Feb 14	vs South Carolina	8-6	7-30	3-8	4-22	4-13	3-17	3-10	2-7	3	9	3.55
Feb 15	vs Missouri	5-6	9-26	5-10	4-16	3-12	6-14	2-8	2-6	2	9	3.95
Feb 15	vs Minnesota	2-1	5-23	4-8	1-15	1-15	4-8	0-6	3-7	8	6	3.60
Feb 16	vs Northwestern	6-5	7-28	4-13	3-15	5-18	2-10	4-12	2-7	5	9	3.38
Feb 21	vs Dartmouth	12-2	3-16	1-6	2-10	1-7	2-9	2-7	2-5	4	4	3.34
Feb 21	vs Army	8-3	5-26	4-15	1-11	0-12	5-14	0-8	1-7	3	4	3.13
Feb 22	vs Bradley	9-1	3-24	0-6	3-18	1-9	2-15	1-8	0-7	3	8	2.87
Feb 22	vs NC A&T	16-0	0-14	0-2	0-12	0-2	0-12	0-5	1-5	6	2	2.71
Feb 23	at Col. of Charleston	5-0	4-23	3-9	1-14	3-11	1-12	2-8	3-7	3	3	2.52
Totals		115-50	81-359	32-118	49-241	36-170	45-189	20-117	33-96	66	78	2.52
			.226	.271	.203	.212	.238	.171	.344			



TEAM GAME-BY-GAME HITTING

Date	Opponent	ab	r	h	rbi	2b	3b	hr	tb	bb	ibb	sb	cs	hbp	sac	sf	gdp	k	po	a	e	lob	avg
Feb 07	vs Iowa	23	9	11	9	3	0	1	17	1	0	1	0	0	0	0	0	4	15	8	1	3	.478
Feb 07	at Coastal Carolina	32	11	12	11	2	0	1	17	5	0	8	1	1	0	1	0	5	21	5	0	7	.418
Feb 08	vs Campbell	27	11	11	11	1	0	2	18	7	0	3	0	1	0	0	0	3	18	8	0	9	.415
Feb 08	vs East Carolina	31	4	9	4	1	0	2	16	0	0	3	0	0	0	0	0	8	21	5	1	6	.381
Feb 09	vs Iowa	30	3	6	3	0	0	1	9	1	0	0	0	0	0	0	0	7	22	2	4	5	.343
Feb 13	vs Oklahoma State	28	6	9	4	0	0	1	12	3	0	0	0	0	0	0	1	4	18	1	3	7	.339
Feb 14	vs South Carolina	30	8	9	6	2	1	2	19	5	0	2	0	0	0	0	0	2	21	5	2	6	.333
Feb 15	vs Missouri	31	5	8	5	0	0	1	11	0	0	1	0	0	0	0	0	3	18	3	0	5	.323
Feb 15	vs Minnesota	26	2	8	2	1	0	2	15	2	0	0	1	0	0	0	0	11	21	9	0	8	.322
Feb 16	vs Northwestern	26	6	6	6	1	0	0	7	6	0	2	1	2	1	1	0	11	24	10	2	7	.313
Feb 21	vs Dartmouth	23	12	10	11	1	1	0	13	8	0	3	0	0	0	0	0	8	15	5	0	7	.322
Feb 21	vs Army	33	8	14	8	3	0	1	20	6	0	1	1	0	0	0	0	8	21	4	2	10	.332
Feb 22	vs Bradley	31	9	9	8	0	0	3	18	7	0	2	0	1	0	0	1	5	21	3	1	9	.329
Feb 22	vs NC A&T	23	16	12	15	3	1	2	23	4	0	4	1	1	0	1	0	2	15	6	0	1	.340
Feb 23	at Col. of Charleston	25	5	4	4	0	0	1	7	6	0	2	0	0	0	1	0	5	21	5	0	6	.329
Totals		419	115	138	107	18	3	20	222	61	0	32	5	6	1	4	2	86	292	79	16	96	.329

TEAM GAME-BY-GAME PITCHING

Date	Opponent	ip	h	r	er	bb	so	2b	3b	hr	wp	bk	hbp	dp	ibb	score	w-l	sv	era
Feb 07	vs Iowa	5.0	3	1	1	7	3	0	0	1	0	0	0	1	0	9-1	1-0	0	1.40
Feb 07	at Coastal Carolina	7.0	8	2	2	0	10	0	0	0	0	0	0	0	0	11-2	2-0	0	1.75
Feb 08	vs Campbell	6.0	4	3	3	3	8	1	0	0	0	0	0	0	0	11-3	3-0	0	2.33
Feb 08	vs East Carolina	7.0	5	2	1	1	9	1	0	1	0	0	0	0	0	4-2	4-0	0	1.96
Feb 09	vs Iowa	7.1	6	4	2	1	15	0	0	1	0	0	0	1	0	3-4	4-1	0	1.95
Feb 13	vs Oklahoma State	6.0	12	14	10	7	12	2	0	3	4	0	3	0	0	6-14	4-2	0	3.47
Feb 14	vs South Carolina	7.0	7	6	4	2	9	1	2	1	2	0	1	0	0	8-6	5-2	0	3.55
Feb 15	vs Missouri	6.0	9	6	6	3	6	2	0	2	1	0	0	0	0	5-6	5-3	0	3.95
Feb 15	vs Minnesota	7.0	5	1	1	3	6	1	0	0	1	0	0	0	0	2-1	6-3	1	3.60
Feb 16	vs Northwestern	8.0	7	5	2	10	6	1	0	0	1	0	0	1	0	6-5	7-3	1	3.38
Feb 21	vs Dartmouth	5.0	3	2	2	6	5	1	0	0	1	0	0	1	0	12-2	8-3	1	3.34
Feb 21	vs Army	7.0	5	3	1	1	13	1	0	0	2	0	0	0	0	8-3	9-3	1	3.13
Feb 22	vs Bradley	7.0	3	1	0	3	10	2	0	0	0	0	1	0	0	9-1	10-3	1	2.87
Feb 22	vs NC A&T	5.0	0	0	0	1	7	0	0	0	0	0	0	0	0	16-0	11-3	1	2.71
Feb 23	at Col. of Charleston	7.0	4	0	0	3	13	0	0	0	1	0	0	1	0	5-0	12-3	1	2.52
Totals		97.1	81	50	35	51	132	13	2	9	13	0	5	5	0	115-50	12-3	1	2.52



OPPONENT GAME-BY-GAME BATTING

Date	Opponent	ab	r	h	rbi	2b	3b	hr	tb	bb	ibb	sb	cs	hbp	sac	sf	gdp	k	po	a	e	lob	avg
Feb 07	vs Iowa	15	1	3	1	0	0	1	6	7	0	0	3	0	0	0	1	3	12	4	2	6	.200
Feb 07	at Coastal Carolina	29	2	8	2	0	0	0	8	0	0	0	0	0	0	0	0	10	21	7	2	6	.250
Feb 08	vs Campbell	22	3	4	3	1	0	0	5	3	0	1	0	0	0	0	0	8	15	5	2	4	.227
Feb 08	vs East Carolina	26	2	5	1	1	0	1	9	1	0	1	0	0	1	0	0	9	21	8	1	5	.217
Feb 09	vs Iowa	27	4	6	3	0	0	1	9	1	0	2	0	0	1	0	0	15	24	8	0	4	.218
Feb 13	vs Oklahoma State	30	14	12	10	2	0	3	23	7	0	1	0	3	0	1	0	12	18	10	2	9	.255
Feb 14	vs South Carolina	30	6	7	6	1	2	1	15	2	0	0	0	1	0	0	0	9	21	4	1	6	.251
Feb 15	vs Missouri	26	6	9	5	2	0	2	17	3	0	0	1	0	0	0	0	6	21	13	3	5	.263
Feb 15	vs Minnesota	23	1	5	1	1	0	0	6	3	0	1	0	0	2	0	0	6	18	5	1	6	.259
Feb 16	vs Northwestern	28	5	7	3	1	0	0	8	10	0	0	1	0	0	1	0	6	24	5	0	11	.258
Feb 21	vs Dartmouth	16	2	3	2	1	0	0	4	6	0	0	1	0	0	0	0	5	12	2	2	5	.254
Feb 21	vs Army	26	3	5	1	1	0	0	6	1	0	0	1	0	0	1	0	13	21	4	0	4	.248
Feb 22	vs Bradley	24	1	3	0	2	0	0	5	3	0	0	0	1	0	0	0	10	21	7	4	6	.239
Feb 22	vs NC A&T	14	0	0	0	0	0	0	0	1	0	0	0	0	1	0	0	7	12	3	2	1	.229
Feb 23	at Col. of Charleston	23	0	4	0	0	0	0	4	3	0	0	1	0	0	0	1	13	21	4	2	5	.226
Totals		359	50	81	38	13	2	9	125	51	0	6	8	5	5	3	2	132	282	89	24	83	.226

OPPONENT GAME-BY-GAME PITCHING

Date	Opponent	ip	h	r	er	bb	so	2b	3b	hr	wp	bk	hbp	dp	ibb	score	w-l	sv	era
Feb 07	vs Iowa	4.0	11	9	5	1	4	3	0	1	0	0	0	0	0	1-9	0-1	0	8.75
Feb 07	at Coastal Carolina	7.0	12	11	7	5	5	2	0	1	2	0	1	0	0	2-11	0-2	0	7.64
Feb 08	vs Campbell	5.0	11	11	9	7	3	1	0	2	3	0	1	0	0	3-11	0-3	0	9.19
Feb 08	vs East Carolina	7.0	9	4	3	0	8	1	0	2	0	0	0	0	0	2-4	0-4	0	7.30
Feb 09	vs Iowa	8.0	6	3	3	1	7	0	0	1	2	0	0	0	0	4-3	1-4	0	6.10
Feb 13	vs Oklahoma State	6.0	9	6	4	3	4	0	0	1	1	0	0	1	0	14-6	2-4	1	5.86
Feb 14	vs South Carolina	7.0	9	8	6	5	2	2	1	2	1	0	0	0	0	6-8	2-5	1	5.89
Feb 15	vs Missouri	7.0	8	5	3	0	3	0	0	1	1	0	0	0	0	6-5	3-5	1	5.49
Feb 15	vs Minnesota	6.0	8	2	2	2	11	1	0	2	1	0	0	0	0	1-2	3-6	1	5.16
Feb 16	vs Northwestern	8.0	6	6	5	6	11	1	0	0	0	0	2	0	0	5-6	3-7	1	5.06
Feb 21	vs Dartmouth	4.0	10	12	10	8	8	1	1	0	0	0	0	0	0	2-12	3-8	1	5.78
Feb 21	vs Army	7.0	14	8	8	6	8	3	0	1	1	0	0	1	0	3-8	3-9	1	5.99
Feb 22	vs Bradley	7.0	9	9	7	7	5	0	0	3	0	0	1	1	0	1-9	3-10	1	6.07
Feb 22	vs NC A&T	4.0	12	16	11	4	2	3	1	2	1	0	1	0	0	0-16	3-11	1	6.68
Feb 23	at Col. of Charleston	7.0	4	5	3	6	5	0	0	1	2	0	0	0	0	0-5	3-12	1	6.40
Totals		94.0	138	115	86	61	86	18	3	20	15	0	6	3	0	50-115	3-12	1	6.40



GAME-BY-GAME LEADERS

Opponent	Date	Hits	Runs	BB	RBI	HR	SB	Ks	IP
Iowa	2/7/20	2 - (3 players)	3 - Velazquez	1 - Velazquez	3 - (2 players)	1 - Bennett	1 - Velazquez	3 - Hewitt	5.0 - Hewitt
Coastal Carolina	2/7/20	3 - Brown	2 - (3 players)	1 - (5 players)	3 - Cruce	1 - Lattin	1 - (8 players)	10 - Rochard	7.0 - Rochard
Campbell	2/8/20	2 - (2 players)	3 - Brown	2 - Bennett	4 - As. Whitley	1 - (2 players)	2 - Brown	8 - Hewitt	6.0 - Hewitt
East Carolina	2/8/20	3 - (2 players)	1 - (4 players)	None	3 - Bailey	1 - (2 players)	2 - Brown	9 - Rochard	7.0 - Rochard
Iowa	2/9/20	1 - (6 players)	1 - (3 players)	1 - Brown	2 - Lattin	1 - Cruce	None	15 - Rochard	7.1 - Rochard
#16/16 Oklahoma St.	2/13/20	2 - Lawter	1 - (6 players)	2 - Bennett	3 - Lawter	1 - Lawter	None	11 - Rochard	5.1 - Rochard
#18/17 South Carolina	2/14/20	2 - (2 players)	2 - Brown	2 - Bennett	3 - Bennett	1 - (2 players)	1 - (2 players)	9 - Rochard	7.0 - Rochard
#19/18 Missouri	2/15/20	3 - Trull	2 - Trull	None	2 - (2 players)	1 - Chavez	1 - Brown	6 - Rochard	6.0 - Rochard
#14/13 Minnesota	2/15/20	2 - (2 players)	1 - (2 players)	1 - (2 players)	1 - (2 players)	1 - (2 players)	None	5 - Hewitt	6.0 - Hewitt
#21/23 Northwestern	2/16/20	2 - Bennett	1 - (6 players)	2 - (2 players)	2 - Brown	None	1 - (2 players)	4 - Rochard	4.1 - Rochard
Dartmouth	2/21/20	2 - (3 players)	2 - (3 players)	2 - Trull	4 - Banks	None	2 - Brown	4 - Hewitt	3.0 - Hewitt
Army	2/21/20	4 - Trull	2 - (2 players)	2 - (2 players)	2 - (2 players)	1 - Bennett	1 - Kobayashi	13 - Rochard	7.0 - Rochard
Bradley	2/22/20	2 - (3 players)	2 - (3 players)	2 - Cruce	4 - Bailey	1 - (3 players)	1 - (2 players)	10 - Rochard	7.0 - Rochard
North Carolina A&T	2/22/20	2 - (4 players)	2 - (5 players)	1 - (4 players)	5 - Bennett	1 - (2 players)	2 - Brown	7 - Hewitt	5.0 - Hewitt
College of Charleston	2/23/20	1 - (4 players)	1 - (5 players)	2 - (2 players)	3 - Lattin	1 - Lattin	1 - (2 players)	11 - Rochard	4.0 - Rochard

GAME-BY-GAME STARTERS

Opponent	Date	P	C	1B	2B	3B	SS	LF	CF	RF	DP
Iowa	2/7/20	Hewitt	Lawter	Bailey	Lattin	Banks	Bennett	Brown	Trull	Velazquez	Rountree
Coastal Carolina	2/7/20	Rochard	Cruce	Bailey	Lattin	An. Whitley	Bennett	Brown	Trull	Velazquez	Slaw
Campbell	2/8/20	Hewitt	Lawter	Bailey	Lattin	Banks	Bennett	Brown	Trull	Velazquez	Chavez
East Carolina	2/8/20	Rochard	As. Whitley	Cruce	Lattin	Banks	Bennett	Bailey	Brown	Velazquez	Rountree
Iowa	2/9/20	Rochard	Lawter	Cruce	Lattin	Banks	Bennett	Brown	Trull	Bailey	Rountree
#16/16 Oklahoma St.	2/13/20	Rochard	Lawter	Bailey	Lattin	An. Whitley	Bennett	Brown	Trull	Velazquez	Chavez
#18/17 South Carolina	2/14/20	Rochard	Lawter	Bailey	Lattin	Bennett	Banks	Brown	Trull	Velazquez	Chavez
#19/18 Missouri	2/15/20	Rochard	Lawter	Bailey	Lattin	Bennett	Banks	Brown	Trull	Velazquez	Chavez
#14/13 Minnesota	2/15/20	Hewitt	As. Whitley	Bailey	Lattin	Bennett	Banks	Brown	Trull	Cruce	Chavez
#21/23 Northwestern	2/16/20	Hewitt	Lawter	Bailey	Lattin	Bennett	Banks	Brown	Trull	Cruce	Chavez
Dartmouth	2/21/20	Hewitt	As. Whitley	Bailey	Banks	Bennett	An. Whitley	Brown	Trull	Cruce	Rountree
Army	2/21/20	Rochard	Lawter	Bailey	Lattin	Bennett	Banks	Brown	Trull	Cruce	Chavez
Bradley	2/22/20	Rochard	Lawter	Cruce	Lattin	Bennett	Banks	Bailey	Trull	Velazquez	Chavez
North Carolina A&T	2/22/20	Hewitt	Cruce	Bailey	As. Whitley	Bennett	Banks	Kobayashi	Brown	Velazquez	Slaw
College of Charleston	2/23/20	Hewitt	Lawter	Bailey	Lattin	Bennett	Banks	Brown	Trull	Velazquez	Chavez





Pete D'AMOUR (Duh-more)

- Second season at Virginia Tech
- 2019 ACC Coach of the Year
- 4th as a head coach in Division I
- Led Kennesaw State to its first NCAA Regional appearance
- Went to five super regionals and three Women's CWS at Missouri

The D'Amour File

PERSONAL

BORN: Jan. 7, 1980
 HOMETOWN: Monrovia, Maryland
 FAMILY: Wife, Anna
 COACHING RECORD AT VIRGINIA TECH: 59-14 (2nd year)
 CAREER HEAD COACHING RECORD: 138-51 (.730)

EDUCATION

Missouri - Bachelor's Degree in General Studies
 Missouri - Master's Degree in Sports Psychology
 JOINED TECH STAFF: May 31, 2018
 YEARS OF COLLEGIATE HEAD COACHING: 3
 YEARS OF COLLEGIATE COACHING: 13

COACHING HISTORY

2019- Virginia Tech (Head Coach)
 2017-18 Kennesaw State (Head Coach)
 2015-16 Missouri (Associate Head Coach)
 2009-14 Missouri (Assistant Coach)
 2007-08 Missouri (Volunteer Assistant Coach)

PLAYING HISTORY

Played SS and P in men's fastpitch for seven seasons
 MVP of the 2007 NSA World Series
 Played baseball at Texas A&M-Corpus Christi & Frostburg State

POSTSEASON EXPERIENCE

VT 2019 (Regional - Lexington, Ky.)
 KSU 2018 (Regional - Tallahassee, Fla.)
 2017 (NISC Semifinals - Lynchburg, Tenn.)
 Missouri 2016 (Supers - Ann Arbor, Mich.)
 2015 (Supers - Los Angeles, Calif.)
 2014 (Regional - Columbia, Mo.)
 2013 (Supers - Columbia, Mo.)
 2012 (Supers - Columbia, Mo.)
 2011 (WCWS - Oklahoma City, Okla.)
 2010 (WCWS - Oklahoma City, Okla.)
 2009 (WCWS - Oklahoma City, Okla.)

Guiding Virginia Tech to one of the biggest turnarounds in NCAA softball history, Pete D'Amour led the Hokies in his first year to a 24-game win improvement in 2019 after posting a 47-11 record, including a 20-4 mark in ACC play.

The 47 wins were the fourth most in school history while the 20 ACC wins were the most in program history. On Tech's way to 20 league wins, it earned an ACC regular-season title and a Coastal Division crown after being picked 10th in the ACC preseason poll. By doing so, it also earned the Hokies their first trip to the NCAA Tournament since 2015, winning two games at the Lexington Regional to pick up their first NCAA win since 2014.

No stranger to success, D'Amour, out of the new 11 Power Five head coaches in 2019, picked up the most wins of the group. The 2019 ACC Coach of the Year earned the nod to mark just Tech's second time winning it, while a school-record five Hokies made an All-ACC first team. Under D'Amour's direction, pitcher Carrie Eberle was named ACC Pitcher of the Year and third baseman Kelsey Bennett was tabbed Freshman of the Year.

He also tutored two Softball America All-Americans in outfielders Emma Strouth and Darby Trull, who both hit over .400 and tallied 60-plus putouts, as well as a school-record seven NFCA All-Region (Mid-Atlantic) selections and a school-record eight VaSID all-stars. D'Amour also was tabbed VaSID Coach of the Year.

Under his watch, Tech became ranked during the season, something that hadn't been done since 2015, and got up to as high as No. 19 in the ESPN.com/USA Softball poll and No. 22 in the USA Today/NFCA poll. The Hokies were ranked for 11 consecutive weeks in the ESPN.com/USA Softball poll, breaking the program record set in 2007 of 10 weeks, and picked up two ranked wins on the year, beating then-No. 8/8 Georgia and then-No. 20/17 JMU.

Tech took big strides at the plate in '19, resetting over 20 individual and team school records, including batting average (.334) and home runs (97), just to name a few. The Hokies led the ACC in batting average and home runs per game (1.67), while also getting it done in the circle with shutouts (22). D'Amour had the Hokies ready to play against in-state rival Virginia in the Commonwealth Clash presented by Virginia529, sweeping the Cavaliers 3-0 and not allowing a runner to touch third base or home plate in the series, a first in program history, for three shutout wins.

D'Amour joined the Hokies after two seasons as the head coach at Kennesaw State, where he led the Owls to a 79-37 record and two postseason appearances. Before taking over the Kennesaw State program in 2017, he earned a reputation as one of the nation's premier recruiters during his 10-year tenure as assistant coach at the University of Missouri, a perennial NCAA tournament participant.

D'Amour coached Kennesaw State to the 2018 Atlantic Sun Conference regular season and tournament championships en route to the program's first NCAA Regional appearance since transitioning to the Division I level in 2006, as the Owls finished the year with a 39-17 record. In his inaugural year as head coach at Kennesaw State in 2017, he guided the Owls to a 40-20 overall record and a berth in the National Invitational Softball Championship.

Kennesaw State went 39-17 and 14-3 in the ASUN in 2018 and earned a No. 3 seed in the Tallahassee Regional. D'Amour was named ASUN Coach of the Year and seven Owls earned ASUN all-conference accolades, including ASUN Pitcher of the Year Alley Cutting and ASUN Freshman of the Year Patricia Awald. Awald was one of 25 finalists up for NFCA National Freshman of the Year.

Prior to accepting the head coaching job at Kennesaw State, D'Amour spent a decade at Missouri as an assistant coach, serving as associate head coach for his final two seasons in 2015-16. During his tenure in Columbia, the Tigers qualified for the NCAA tournament in each of his 10 seasons on the staff, reaching five NCAA super regionals and earning three consecutive trips to the Women's College World Series from 2009-11.

RECORD vs. OPPONENTS

Akron	1-0
Army	1-0
Auburn	0-3
Austin Peay	0-1
Belmont	3-0
Bethune-Cookman	1-0
Binghamton	2-0
Boston College	3-0
Bradley	1-0
Bucknell	2-0
Campbell	1-0
Central Michigan	1-0
Charleston Southern	2-0
Charlotte	2-0
Coastal Carolina	1-0
College of Charleston	2-0
Dartmouth	3-0
DePaul	0-2
Detroit Mercy	3-0
Duke	3-0
East Carolina	1-0
East Tennessee State	2-0
Eastern Illinois	1-1
Florida Gulf Coast	4-3
Florida A&M	1-0
Fort Wayne	2-0
Georgia	1-2
Georgia State	7-1
Georgia Tech	3-3
Hofstra	0-1
Illinois	3-1
Iowa	1-1
IUPUI	1-0
Jacksonville	5-2
Jacksonville State	1-2
JMU	1-1
Kentucky	0-2
Lamar	0-1
Liberty	1-2
Lipscomb	6-0
LIU Brooklyn	1-0
Longwood	2-0
Louisville	2-1
Marist	2-0
Michigan State	2-0
Minnesota	1-0
Missouri	0-1
Morehead State	2-1
NC State	4-2
North Carolina	1-2
North Carolina A&T	1-0
Northwestern	1-0
Oklahoma State	0-1
Omaha-Nebraska	1-0
Niagara	1-0
North Florida	5-2
Northern Iowa	0-1
Pitt	3-0
Purdue	2-0
Quinnipiac	0-1
Radford	4-1
Rutgers	0-2
Samford	1-0
South Carolina	1-0
South Carolina State	1-0
Southeast Missouri State	1-0
St. Louis	1-0
Stetson	5-1
Tennessee Tech	1-0
Texas State	1-1
UAB	5-0
UConn	2-0
UNC Greensboro	0-1
USC Upstate	5-3
USF	0-1
Virginia	3-0
Weber State	1-0
Wichita State	1-0
WKU	1-0





JAYME BAILEY (JAY-me)

Sophomore | 5-5
U | R/R

Hurricane HS
Scott Depot, W.Va.

Major: Public Health

2

Preseason All-ACC

JWOS Preseason Top 150 Player (No. 84)

VaSID Second-Team All-State

JWOS All-Freshman Team

Second-Team NFCA All-Region (Mid-Atlantic)

Schutt Sports/NFCA National Freshman of the Year Top 25

First-Team All-ACC

ACC All-Freshmen Team

2018-19 ACC Academic Honor Roll

AT THE PLATE

- Has started all 15 games, 12 at first base and three in the outfield.
- Has tallied a hit in 13 of 15 games, hitting .362 this season.
- Owns three multi-hit games.
- Set a career high with four RBIs against Bradley (2/22).
- Had an RBI double in the win over Army (2/21).
- Had an RBI vs. No. 19/18 Missouri (2/15).
- Went off versus East Carolina (2/8), going 3 for 3 with three RBIs, one home run and a double.
- Played in 55 games and started at first base in 49 of those games and four games at second base.
- Finished with the second-best on-base percentage (.497) and fourth-best batting average (.380) in school history, while her batting average was the highest ever by a freshman.

SEASON HIGHS

Hits 3 vs. East Carolina (2/8/20)
Runs 2, 3x, last vs. North Carolina A&T (2/22/20)
RBIs 4 vs. Bradley (2/22/20)
HRs 1, 2x, last vs. Bradley (2/22/20)
Walks 1, 4x, last vs. Dartmouth (2/21/20)
Stolen Bases 1 vs. Bradley (2/22/20)
Hitting Streak 7 games (2/15/20 - 2/22/20)

CAREER HIGHS

Hits 3, 2x, last vs. East Carolina (2/8/20)
Runs 3, 3x, last vs. Virginia [1] (4/12/19)
RBIs 4 vs. Bradley (2/22/20)
HRs 1, 8x, last vs. Bradley (2/22/20)
Walks 2, 4x, last vs. Virginia [1] (4/12/19)
Stolen Bases 1, 2x, last vs. Bradley (2/22/19)
Hitting Streak 11 games (3/10/19 - 3/27/19)

GAME-BY-GAME STATS

Date	Opponent	Pos	AB	R	H	RBI	2B	3B	HR	BB	SB	CS	HBP	SAC	SF	GDP	K	PO	A	E	Avg
Feb 07	vs Iowa	*1b	3	2	1	1	0	0	0	0	0	0	0	0	0	0	1	3	0	0	.333
Feb 07	at Coastal Carolina	*1b	2	1	1	1	0	0	0	0	0	0	0	0	0	0	0	4	1	0	.400
Feb 08	vs Campbell	*1b	3	0	1	1	0	0	0	0	0	0	0	0	0	0	0	8	0	0	.375
Feb 08	vs East Carolina	*of	3	1	3	3	1	0	1	0	0	0	0	0	0	0	0	0	0	0	.545
Feb 09	vs Iowa	*of	4	0	1	0	0	0	0	0	0	0	0	0	0	0	0	0	0	0	.467
Feb 13	vs Oklahoma State	*1b	4	1	1	0	0	0	0	0	0	0	0	0	0	1	1	0	0	0	.421
Feb 14	vs South Carolina	*1b	3	0	0	0	0	0	0	1	0	0	0	0	0	0	1	3	0	0	.364
Feb 15	vs Missouri	*1b	4	0	1	1	0	0	0	0	0	0	0	0	0	0	0	2	0	0	.346
Feb 15	vs Minnesota	*1b	3	0	1	0	0	0	0	0	0	0	0	0	0	0	1	8	1	0	.345
Feb 16	vs Northwestern	*1b	2	1	1	0	0	0	0	1	0	0	0	0	0	0	0	6	0	0	.355
Feb 21	vs Dartmouth	*1b	2	2	1	1	0	0	0	1	0	0	0	0	0	0	0	6	0	0	.364
Feb 21	vs Army	*1b	4	1	2	1	1	0	0	0	0	0	0	0	0	0	0	2	0	0	.378
Feb 22	vs Bradley	*of/1b	5	2	2	4	0	0	1	0	0	0	0	0	0	0	0	1	0	0	.381
Feb 22	vs NC A&T	*1b	1	2	1	1	0	0	0	0	0	0	0	0	0	0	0	4	0	0	.365
Feb 23	at Col of Charleston	*1b	4	1	0	0	0	0	0	0	0	0	0	0	0	0	0	3	0	0	.362
Totals		15gs	47	13	17	14	4	0	2	4	1	1	4	0	0	1	5	50	2	0	.362



KEELY ROCHARD (KEY-lee row-SHARD)

Junior | 5-8
P | R/R

Warhill HS
Williamsburg, Va.

Major: Sociology

3

Preseason All-ACC

JWOS Preseason Top 150 Player (No. 116)

Fastpitch News All-America Honorable Mention

First-Team NFCA All-Region (Mid-Atlantic)

First-Team All-ACC

2x NFCA DI National Pitcher of the Week

2x Fastpitch News DI Pitcher of the Week

USA Softball Collegiate Player of the Week (4/16/19)

ACC Pitcher of the Week (4/16/19)

ACC Co-Pitcher of the Week (2/12/19) & (2/19/19)

IN THE CIRCLE

- Has started eight games in the circle.
- Has six double-digit strikeout outings.
- Allowed a season-low three hits and struck out 10 in a complete game win over Bradley (2/22).
- Averaging over 10 strikeouts per game.
- Pitched a complete game in the 8-6 win over No. 18/17 South Carolina with nine strikeouts
- Posted a career-high 15 Ks and allowed just one walk and two earned runs versus Iowa (2/9) in her most recent outing.
- Played in 32 games in 2019, starting 26 of those in the circle.
- Set the school record for winning percentage with a .880 clip, going 22-3, while her 11 shutouts were tied for the most by a sophomore in program history.
- Perfect game against No. 20/17 JMU (4/10), becoming the first Hokie to do it versus a ranked opponent.
- Lasted 44 innings to start the year without giving up an extra-base hit, allowing a double to Radford (2/27).
- Threw two no-hitters in consecutive days on Feb. 16-17, becoming only the third player in school history to do it.

SEASON HIGHS

Innings (High) 7.1 vs. Iowa (2/9/20)
Strikeouts (High) 15 vs. Iowa (2/9/20)
Hits (Low) (Min. 5 IP) 3 vs. Bradley (2/22/20)
Runs (Low) (Min. 5 IP) 1 vs. Bradley (2/22/20)
Earned Runs (Low) (Min. 5 IP) 0 vs. Bradley (2/22/20)
Walks (Low) (Min. 5 IP) 0 at Coastal Carolina (2/7/20)
Number of Pitches (High) 150 vs. No. 18/17 South Carolina (2/14/20)

CAREER HIGHS

Innings 7.1 vs. Iowa (2/9/20)
Strikeouts 15 vs. Iowa (2/9/20)
Hits (Low) (Min. 5 IP) 0, 4x, last vs. No. 20/17 JMU (4/10/19)
Runs (Low) (Min. 5 IP) 0, 12x, last vs. UNC [1] (4/21/19)
Earned Runs (Low) (Min. 5 IP) 0, 14x, last vs. Bradley (2/22/20)
Walks (Low) (Min. 5 IP) 0, 9x, last at Coastal Carolina (2/7/20)
Number of Pitches (High) 150 vs. No. 18/17 South Carolina (2/14/20)

GAME-BY-GAME STATS

Date	Opponent	GS	IP	H	R	ER	BB	SO	2B	3B	HR	WP	BK	HBP	IBB	Score	W-L	Sv	ERA	NP
Feb 07	at Coastal Carolina	*	7.0	8	2	2	0	10	0	0	0	0	0	0	0	11-2	1-0	0	2.00	85
Feb 08	vs East Carolina	*	7.0	5	2	1	1	9	1	0	1	0	0	0	0	4-2	2-0	0	1.50	97
Feb 09	vs Iowa	*	7.1	6	4	2	1	15	0	0	1	0	0	0	0	3-4	2-1	0	1.84	103
Feb 13	vs Oklahoma State	*	5.1	10	10	8	4	11	2	0	3	0	0	2	0	6-14	2-2	0	3.41	141
Feb 14	vs South Carolina	*	7.0	7	6	4	2	9	1	2	1	2	0	1	0	8-6	3-2	0	3.53	150
Feb 15	vs Missouri	*	6.0	9	6	3	6	2	2	2	1	0	0	0	0	5-6	3-3	0	4.06	122
Feb 15	vs Minnesota	*	1.0	0	0	0	0	1	0	0	0	0	0	0	0	2-1	3-3	1	3.96	9
Feb 16	vs Northwestern	*	4.1	3	1	1	4	4	0	0	0	0	0	0	0	6-5	4-3	1	3.73	82
Feb 21	vs Army	*	7.0	5	3	1	1	13	1	0	0	2	0	0	0	8-3	3-3	1	3.37	09
Feb 22	vs Bradley	*	7.0	3	1	0	3	10	2	0	0	0	0	0	0	6-3	5-3	0	2.97	118
Feb 23	at Col of Charleston	*	4.0	1	0	0	11	0	0	0	0	0	0	0	0	5-0	7-3	1	2.78	67
Totals			8	63.0	57	35	25	19	99	9	2	8	5	0	4	67-44	7-3	1	2.78	-





DARBY TRULL

Junior | 5-3
OF | L/L

Nation Ford HS
Fort Mill, S.C.

Major: Consumer Studies

4

Preseason All-ACC

JWOS Preseason Top 150 Player (No. 88)

Softball America Top 100 Player (No. 79)

VaSID First-Team All-State

Softball America Honorable Mention All-America

First-Team NFCA All-Region (Mid-Atlantic)

College Sports Madness ACC Player of the Week (2/18/19)

2018-19 ACC Academic Honor Roll

AT THE PLATE

- Has started and played in 13 games .
- Had her third career four-hit game, including her third double of the year, an RBI and scored two runs versus Army (2/21).
- Went 3 for 4 with two RBIs and two runs scored vs. No. 19/18 Missouri (2/15).
- Had two RBIs and a double vs. #18/17 South Carolina (2/14).
- Went 2 for 4 with a run scored and stolen base at Coastal Carolina (2/7).
- Hit a double versus Iowa (2/7) in the season opener. Played in 55 games, drawing 54 starts in center field.
- Posted the second-best batting average (.406) in school history and the highest ever by a sophomore, while her slugging percentage (.642) ranks fourth all-time at Tech.
- Racked up five hits, including three doubles, at the Lexington Regional (5/17-19), and made four putouts vs. Illinois (5/18).

SEASON HIGHS


Hits 4 vs. Army (2/21/20)
Runs 2, 2x, last vs. Army (2/21/20)
RBIs 2, 2x, last vs. No. 19/18 Missouri (2/15/20)
HRs
Walks 2, 2x, last at College of Charleston (2/23/20)
Stolen Bases 1, 2x, last at College of Charleston (2/23/20)
Hitting Streak 4 games, 2x, last (2/14/20 - 2/16/20)

CAREER HIGHS

Hits 4, 3x, last vs. Army (2/21/20)
Runs 3 vs. UAB (3/2/19)
RBIs 3, 5x, last at Charlotte (4/17/19)
HRs 1, 7x, last vs. North Carolina (4/21/19)
Walks 3 vs. Lamar (2/8/18)
Stolen Bases 1, 8x, last at College of Charleston (2/23/20)
Hitting Streak 9 games (2/9/19 - 2/23/19)

GAME-BY-GAME STATS

Date	Opponent	Pos	AB	R	H	RBI	2B	3B	HR	BB	SB	CS	HBP	SAC	SF	GDP	K	PO	A	E	Avg
Feb 07	vs Iowa	*of	2	0	1	0	1	0	0	0	0	0	0	0	0	0	1	0	0	0	.500
Feb 07	at Coastal Carolina	*of	4	1	2	0	0	0	0	0	0	0	0	0	0	0	0	2	0	0	.500
Feb 08	vs Campbell	*of	3	0	1	0	0	0	0	0	0	0	0	0	0	0	1	0	0	0	.444
Feb 09	vs Iowa	*of	3	1	1	0	0	0	0	0	0	0	0	0	0	0	0	1	0	0	.417
Feb 13	vs Oklahoma State	*of	3	1	0	0	0	0	0	0	0	0	0	0	0	0	2	1	0	1	.333
Feb 14	vs South Carolina	*of	4	1	1	2	1	0	0	0	0	0	0	0	0	0	0	3	0	0	.316
Feb 15	vs Missouri	*of	4	2	3	2	0	0	0	0	0	0	0	0	0	0	0	1	0	0	.391
Feb 15	vs Minnesota	*of	2	0	2	0	0	0	0	1	0	1	0	0	0	0	0	3	0	0	.440
Feb 16	vs Northwestern	*of	4	0	1	1	0	0	0	0	0	0	0	0	0	0	2	2	1	0	.414
Feb 21	vs Dartmouth	*of	1	1	0	1	0	0	2	0	0	0	0	0	0	0	1	0	0	0	.400
Feb 21	vs Army	*of	4	2	4	1	1	0	0	0	0	0	0	0	0	0	0	2	0	0	.471
Feb 22	vs Bradley	*of	4	0	0	0	0	0	0	0	0	0	0	0	0	0	0	1	0	0	.421
Feb 23	at Col. of Charleston	*of	2	0	0	0	0	0	2	1	0	0	0	0	0	0	1	0	0	0	.400
Totals			13gs	40	9	16	7	3	0	5	2	1	0	0	0	0	9	15	1	1	.400



KEARA NAPOLI (KEER-UH)

Junior | 5-6
P | R/R

Cambridge HS / Georgia
Alpharetta, Ga.

Masters: Marketing

7

2018-19 ACC Academic Honor Roll 2017-18 SEC Academic Honor Roll

IN THE CIRCLE

- Has appeared in two games, versus Army (2/21) and Bradley (2/22), as a pinch runner.
- Pitched in four games in 2019.
- Came in the final inning versus Binghamton (3/19), allowing two hits and earning her first strikeout of the season to preserve the shutout win.
- Pitched in one inning against UAB (3/2).
- Came in the final inning at Radford (2/27), getting three outs and allowing only one hit to preserve the shutout.
- Debut as a Hokie came in the seventh inning vs. Purdue (2/9).
- Pitched in 8.1 innings in Athens, fanning three batters and only allowing two earned runs.
- Led Cambridge High School to a 102-19 record with a career 1.04 ERA and 908 strikeouts.
- Guided the Bears to a GHSA state championship in 2016. Georgia's Gatorade Player of the Year.
- Won the Atlanta Journal Constitution (AJC) Player of the Year.
- Played on the 2016 USA Elite Select All-America Team.
- Played travel ball with the Ohana Tigers and Atlanta Vipers.
- Father, Joseph, was a body builder.
- Mother, Kerrie, competes in CrossFit Games and is currently ranked No. 43 in the world.

SEASON HIGHS

Innings (High)
Strikeouts (High)
Hits (Low) (Min. 1 IP)
Runs (Low) (Min. 1 IP)
Earned Runs (Low) (Min. 1 IP)
Walks (Low) (Min. 1 IP)
Number of Pitches (High):

CAREER HIGHS

Innings (High) 2.0 at Kentucky (4/21/18)
Strikeouts (High) 2 vs. Alabama (4/29/18)
Hits (Low) (Min. 1 IP) 0 at USC Upstate (4/18/18)
Runs (Low) (Min. 1 IP) 0, 6x, last vs. Binghamton [1] (3/19/19)
Earned Runs (Low) (Min. 1 IP) 0, 6x, last vs. BING [1] (3/19/19)
Walks (Low) (Min. 1 IP) 0, 6x, last vs. Binghamton [1] (3/19/19)
Number of Pitches (High): 27 at Northwestern (5/19/18)

GAME-BY-GAME STATS

Date	Opponent	Pos	AB	R	H	RBI	2B	3B	HR	BB	SB	CS	HBP	SAC	SF	GDP	K	PO	A	E	Avg
Feb 21	vs Army	pr	0	0	0	0	0	0	0	0	0	0	0	0	0	0	0	0	0	0	.000
Feb 22	vs Bradley	pr	0	0	0	0	0	0	0	0	0	0	0	0	0	0	0	0	0	0	.000
Totals			0gs	0	0	0	0	0	0	0	0	0	0	0	0	0	0	0	0	0	.000





KELSEY BENNETT

Sophomore | 5-5
IF | R/R

Buford HS
Jefferson, Ga.

Major: Public Relations

8

Preseason All-ACC

JWOS Preseason Top 150 Player (No. 91)

Softball America Preseason Top 100 Player (No. 51)

Softball America Preseason Top 5 ACC Player Power Rankings (No. 4)

VaSID Rookie of the Year

VaSID First-Team All-State

JWOS All-Freshman Team

Schutt Sports/NFCA National Freshman of the Year Top 10

ACC Freshman of the Year

First-Team All-ACC

ACC All-Freshman Team

2x ACC Co-Player of the Week (3/5/19) & (4/2/19)

AT THE PLATE

- Has started all 15 games, nine at third base, six at shortstop.
- Had a career game versus North Carolina A&T (2/22), knocking in five runs on a home run and triple and scored two runs.
- Went 2 for 3 with a home run and two RBIs against Army (2/21).
- Had an RBI ground-rule double vs. No. 21/23 Northwestern (2/16).
- Went 2 for 2 with a home run, three RBIs and two walks vs. No. 18/17 South Carolina (2/14).
- Started the season off with a bang, recording a home run and double with three RBIs versus Iowa (2/7) in the season opener.
- Started all 58 games at third base and was one of only three Power Five third basemen to start every game at third.
- Broke the school record for slugging percentage (.725) and was the second Hokie to be named ACC Freshman of the Year.
- Also set the freshman program record for home runs (14), slugging percentage (.725) and total bases (116).

SEASON HIGHS

Hits 2, 6x, last vs. North Carolina A&T (2/22/20)
Runs 2 vs. North Carolina A&T (2/22/20)
RBIs 5 vs. North Carolina A&T (2/22/20)
HRs 1, 4x, last vs. North Carolina A&T (2/22/20)
Walks 2, 3x, last vs. No. 18/17 South Carolina (2/14/20)
Stolen Bases
Hitting Streak 3 games (2/13/20 – 2/15/20)

CAREER HIGHS

Hits 3, 2x, last vs. [RV] Texas State (2/23/19)
Runs 3, 2x, last at Pitt [1] (3/23/19)
RBIs 5 vs. North Carolina A&T (2/22/20)
HRs 2 vs. [RV] Texas State (2/23/19)
Walks 3 at Pitt (3/23/19)
Stolen Bases 1 vs. Purdue (2/10/19)
Hitting Streak 8 games (3/20/19 - 3/31/19)

GAME-BY-GAME STATS

Date	Opponent	Pos	AB	R	H	RBI	2B	3B	HR	BB	SB	CS	HBP	SAC	SF	GDP	K	PO	A	E	Avg
Feb 07	vs Iowa	*ss	3	1	2	3	1	0	1	0	0	0	0	0	0	0	5	1	1	1	667
Feb 07	at Coastal Carolina	*ss	3	0	0	0	0	0	0	1	0	0	0	0	0	2	1	2	0	0	333
Feb 08	vs Campbell	*ss	2	1	2	2	0	0	0	2	0	0	0	0	0	0	0	4	0	0	500
Feb 08	vs East Carolina	*ss	3	0	0	0	0	0	0	0	0	0	0	0	0	0	0	2	0	0	364
Feb 09	vs Iowa	*ss	3	0	0	0	0	0	0	0	0	0	0	0	0	1	1	0	1	0	286
Feb 13	vs Oklahoma State	*ss/3b	1	1	1	0	0	0	0	2	0	0	0	0	0	0	0	0	0	0	333
Feb 14	vs South Carolina	*3b	2	1	2	3	0	0	1	2	0	0	0	0	0	0	2	1	1	0	412
Feb 15	vs Missouri	*3b	3	0	1	0	0	0	0	0	0	0	0	0	0	0	0	0	1	0	400
Feb 15	vs Minnesota	*3b	3	0	0	0	0	0	0	0	0	0	0	0	0	0	3	1	1	0	348
Feb 15	vs Northwestern	*3b	3	1	2	1	1	0	0	1	0	0	0	0	0	0	0	2	1	0	385
Feb 21	vs Dartmouth	*3b	3	0	0	0	0	0	0	0	0	0	0	0	0	0	0	2	1	2	345
Feb 21	vs Army	*3b	3	1	2	2	0	0	1	1	0	0	0	0	0	0	1	1	1	0	375
Feb 22	vs Bradley	*3b	3	0	0	0	0	0	0	1	0	0	0	0	0	1	1	1	1	0	343
Feb 22	vs NC A&T	*3b	3	2	2	6	0	1	1	0	0	0	0	0	0	0	0	0	0	0	368
Feb 23	at Col. of Charleston	*3b	3	1	0	0	0	0	0	1	0	0	0	0	0	0	1	1	0	0	341
Totals		15gs	41	9	14	16	2	1	4	11	0	0	0	0	0	1	10	18	19	3	441



AL VELAZQUEZ (Vuh-LAZ-kez)

Junior | 5-5
OF | L/L

Chanhassen HS / Minnesota
Aurora, Colo.

Major: Criminology/Sociology

9

AT THE PLATE

- Has played 13 games in the outfield, starting 10.
- Smashed her first home run of the year and had three RBIs versus North Carolina A&T (2/22).
- Had a hit vs. No. 18/17 South Carolina (2/14) and No. 16/16 Oklahoma State (2/13).
- Got one hit, a walk and scored at least two runs the first three games of the season.
- In the season opener versus Iowa (2/7), tallied three runs, three RBIs and a double.
- Started 56 games on the season in 2019, drawing 55 in right field.
- Finished tied for first in the Tech record book for the most runs scored in a season (50), which is the most by a sophomore in school history and finished tied for the school lead for doubles (14) by a sophomore.
- Went off at the Lexington Regional (5/17-19), racking up a team-high six hits and getting at least one 2B in every game.

SEASON HIGHS

Hits 1, 7x, last at College of Charleston (2/20)
Runs 3 vs. Iowa (2/7/20)
RBIs 3, 2x, last vs. North Carolina A&T (2/22/20)
HRs 1 vs. North Carolina A&T (2/22/20)
Walks 1, 4x, last vs. Bradley (2/22/20)
Stolen Bases 1, 2x, last at Coastal Carolina (2/8/20)
Hitting Streak 3 games (2/7/20 - 2/8/20)

CAREER HIGHS

Hits 3 at College of Charleston (2/9/19)
Runs 3, 3x, last vs. Iowa (2/7/20)
RBIs 4 at Georgia Tech (3/10/19)
HRs 1, 4x, last vs. North Carolina A&T (2/22/20)
Walks 3 at Boston College (4/26/19)
Stolen Bases 1, 8x, last at Coastal Carolina (2/8/20)
Hitting Streak 9 games (2/24/19 - 3/10/19)

GAME-BY-GAME STATS

Date	Opponent	Pos	AB	R	H	RBI	2B	3B	HR	BB	SB	CS	HBP	SAC	SF	GDP	K	PO	A	E	Avg
Feb 07	vs Iowa	*of	2	3	1	3	1	0	1	1	0	0	0	0	0	0	0	0	0	0	500
Feb 07	at Coastal Carolina	*of	4	2	1	2	0	0	0	1	0	0	0	0	0	0	0	0	1	0	333
Feb 08	vs Campbell	*of	3	2	1	1	1	0	0	1	0	0	0	0	0	0	0	0	2	0	333
Feb 08	vs East Carolina	*of	4	0	0	0	0	0	0	0	0	0	0	0	0	0	0	2	1	0	231
Feb 13	vs Oklahoma State	*of	4	0	1	0	0	0	0	0	0	0	0	0	0	0	0	0	1	1	235
Feb 14	vs South Carolina	*of	4	0	1	0	0	0	0	0	0	0	0	0	0	0	0	0	1	0	238
Feb 15	vs Missouri	*of	3	0	0	0	0	0	0	0	0	0	0	0	0	0	0	1	2	0	208
Feb 15	vs Minnesota	*of	1	0	0	0	0	0	0	0	0	0	0	0	0	0	0	0	1	0	200
Feb 16	vs Northwestern	*of	0	0	0	0	0	0	0	0	0	0	0	0	0	0	0	0	0	0	200
Feb 21	vs Army	*of	1	0	0	0	0	0	0	0	0	0	0	0	0	0	0	1	0	0	182
Feb 22	vs Bradley	*of	3	1	0	0	0	0	0	1	0	0	0	0	0	0	0	0	0	0	172
Feb 22	vs NC A&T	*of	2	1	1	3	0	0	1	0	0	0	0	0	0	1	0	0	0	0	184
Feb 23	at Col. of Charleston	*of	3	0	1	0	0	0	0	0	0	0	0	0	0	0	0	0	1	0	206
Totals		10gs	34	9	7	9	2	0	1	4	2	0	0	0	1	1	0	6	6	0	206





OLIVIA LATTIN

Redshirt Senior | 5-6
IF | R/R

Kingston HS
Kingston, N.Y.

Major: Finance/Management

10

AT THE PLATE

- Has started 13 games at second base.
- Hit a home-run and knocked in three RBIs at College of Charleston (2/23).
- Hit a home run vs. No. 14/13 Minnesota (2/15).
- Posted a two-run single versus Iowa (2/9).
- Hit her first bomb at Coastal Carolina (2/7) and had a single, walk and stolen base.
- Registered two runs, two hits and one RBI along with a home run versus Purdue (2/9) in 2019 before being injured in a collision at first base.
- Finished with a hit and a run versus Central Michigan (2/8).
- Scored two runs, three hits and finished with one RBI in the victory over [RV] Wichita State (2/8).
- Started and played in every game at second base in 2018.
- Posted 11 doubles and six home runs for the second consecutive season. Ranked second on the team with 114 assists.
- Led the team with 69 total bases, 19 RBI and tied for the team lead with 11 doubles.

SEASON HIGHS

Hits 2 at Coastal Carolina (2/7/20)
Runs 2 at Coastal Carolina (2/7/20)
RBIs 3 at College of Charleston (2/23/20)
HRs 1, 3x, last at College of Charleston (2/23/20)
Walks 2 vs. No. 21/23 Northwestern (2/16/20)
Stolen Bases 1 at Coastal Carolina (2/7/20)
Hitting Streak 2 games (2/8/20 - 2/9/20)

CAREER HIGHS

Hits 3, 6x, last vs. [RV] Wichita State (2/8/19)
Runs 3 vs. Pitt (3/12/16)
RBIs 5 vs. Hampton (4/3/16)
HRs 2 vs. Western Carolina (4/19/16)
Walks 3, 2x, last vs. Louisville 4/14/17)
Stolen Bases 2 vs. Coppin State (2/25/17)
Hitting Streak 7 games (2/26/17 - 3/10/17)

GAME-BY-GAME STATS

Date	Opponent	Pos	AB	R	H	RBI	2B	3B	HR	BB	SB	CS	HBP	SAC	SF	GDP	K	PO	A	E	Avg
Feb 07	vs Iowa	*2b	3	0	0	0	0	0	0	0	0	0	0	0	0	0	0	1	3	0	.000
Feb 07	at Coastal Carolina	*2b	3	2	2	1	0	0	1	1	0	0	0	0	0	0	0	1	0	0	.333
Feb 08	vs Campbell	*2b	3	0	0	0	0	0	0	1	0	0	0	0	0	0	0	1	0	0	.222
Feb 08	vs East Carolina	*2b	3	0	1	0	0	0	0	0	0	0	0	0	0	0	0	3	2	0	.250
Feb 09	vs Iowa	*2b	4	0	1	2	0	0	0	0	0	0	0	0	0	0	0	0	2	0	.250
Feb 13	vs Oklahoma State	*2b	3	1	0	0	0	0	0	0	0	0	0	0	0	0	0	2	0	0	.211
Feb 14	vs South Carolina	*2b	4	0	0	0	0	0	0	0	0	0	0	0	0	0	0	2	2	1	.174
Feb 15	vs Missouri	*2b	3	1	0	0	0	0	0	0	0	0	0	0	0	0	0	1	1	0	.154
Feb 15	vs Minnesota	*2b	3	1	1	1	0	0	1	0	0	0	0	0	0	0	0	3	0	0	.172
Feb 16	vs Northwestern	*2b	2	1	0	0	0	0	0	2	0	0	0	0	0	0	0	1	3	1	.161
Feb 21	vs Army	*2b	2	0	0	0	0	0	1	0	0	0	0	0	0	0	0	1	1	0	.152
Feb 22	vs Bradley	*2b	4	0	0	0	0	0	0	0	0	0	0	0	0	0	0	1	3	0	.135
Feb 23	at Col. of Charleston	*2b	2	1	1	3	0	0	1	0	0	0	0	0	1	0	1	1	1	0	.154
Totals		13gs	39	7	6	7	0	0	3	5	1	0	0	0	1	0	6	23	11	2	.164



CANA DAVIS

Junior | 5-9
OF | R/R

Turner Ashby HS
Harrisonburg, Va.

Major: Multimedia Journalism

11

AT THE PLATE

- Has not seen action.
- Played in 25 games in 2019, starting 13 of them with five in the outfield and eight as the designated player.
- Hit the first home run of her career at Boston College (4/28), a three-run shot to center, following her double to right center.
- Pinch hit and ripped a double versus Radford (3/27).
- Tallied one hit and scored one run at Pitt (3/23).
- Was hit by a pitch and scored a run versus Binghamton (3/19).
- Earned a walk in the second matchup with UAB (3/3).
- Recorded an RBI double at No. 8 Georgia (3/1).
- Owned one hit at USF (2/22) and vs. [RV] Texas State (2/23).
- Posted one run and one hit vs. [RV] Wichita State (2/8).
- Registered 25 starts in 34 games played in 2018.
- Ranked second on the team with a .250 batting average in ACC play.

SEASON HIGHS

Hits
Runs
RBIs
HRs
Walks
Stolen Bases
Hitting Streak

CAREER HIGHS

Hits 2, 6x, last at Boston College (4/28/19)
Runs 1, 13x, last at Boston College (4/28/19)
RBIs 3 at Boston College (4/28/19)
HRs 1 at Boston College (4/28/19)
Walks 2 vs. Florida A&M (2/9/18)
Stolen Bases
Hitting Streak 4 games, 2x, last (2/8/19 – 2/23/19)

GAME-BY-GAME STATS





ASHLEY WHITLEY

Freshman | 6-1
OF | R/R

Marion County HS
Buena Vista, Ga.

Major: Human Nutrition, Foods
and Exercise

12

AT THE PLATE

- Has played in 12 games, drawing three starts at catcher and one at second base.
- Had an RBI versus North Carolina A&T (2/22).
- Went 2 for 3 with a double and an RBI against Dartmouth (2/21).
- Hit her first career double vs. No. 14/13 Minnesota (2/15).
- Racked up four RBIs and hit a home run vs. Campbell (2/8).
- Tallied her first run scored and stolen base against Coastal Carolina (2/7).
- Four-year letterwinner.
- Coached by Jon Dimitri at Marion County High School.
- Played travel ball for the Firecrackers.
- First-team all-region four times.
- All-Bi-City.
- Senior All-Star Team member.
- Offensive Player of the Year.
- Led the Eagles to consecutive Elite Eight appearances and regional championships.
- Also played basketball and track and field.
- Guided the Eagles to the girls' basketball state championship.
- Runner-up finish at the state meet in the discus event.
- Placed fifth in the high jump at the state meet.
- Chose the Hokies over Georgia and Kennesaw State.
- Hopes to be a college softball coach.

SEASON/CAREER HIGHS

Hits 2, 2x, last vs. Dartmouth (2/21/20)
Runs 2 vs. Campbell (2/8/20)
RBIs 4 vs. Campbell (2/8/20)
HRs 1 vs. Campbell (2/8/20)
Walks 1 vs. North Carolina A&T (2/22/20)
Stolen Bases 1, 3x, last vs. North Carolina A&T (2/22/20)
Hitting Streak

GAME-BY-GAME STATS

Date	Opponent	Pos	AB	R	H	RBI	2B	3B	HR	BB	SB	CS	HBP	SAC	SF	GDP	K	PO	A	E	Avg	
Feb 07	vs Iowa	pr	0	0	0	0	0	0	0	0	0	0	0	0	0	0	0	0	0	0	0	.000
Feb 07	at Coastal Carolina	pr	0	1	0	0	0	0	0	0	1	0	0	0	0	0	0	0	0	0	0	.000
Feb 08	vs Campbell	pr/dh	2	2	2	4	0	0	1	0	1	0	0	0	0	0	0	0	0	0	0	1.000
Feb 08	vs East Carolina	c	2	0	0	0	0	0	0	0	0	0	0	0	0	0	2	9	0	0	0	.500
Feb 13	vs Oklahoma State	pr	0	0	0	0	0	0	0	0	0	0	0	0	0	0	0	0	0	0	0	.500
Feb 14	vs South Carolina	pr	0	1	0	0	0	0	0	0	0	0	0	0	0	0	0	0	0	0	0	.500
Feb 15	vs Missouri	pr	0	0	0	0	0	0	0	0	0	0	0	0	0	0	0	0	0	0	0	.500
Feb 15	vs Minnesota	c	3	0	1	0	0	0	0	0	0	0	0	0	0	0	2	5	1	0	0	.429
Feb 15	vs Northwestern	ph	1	0	0	0	0	0	0	0	0	0	0	0	0	0	1	0	0	0	0	.375
Feb 21	vs Dartmouth	c/of	3	1	2	1	1	0	0	0	0	0	0	0	0	0	1	3	0	0	0	.455
Feb 21	vs Army	pr/2b	1	0	0	0	0	0	0	0	1	0	0	0	0	0	0	0	1	0	0	.417
Feb 22	vs NC A&T	2b	1	1	1	1	0	0	0	1	1	0	0	0	0	0	0	2	1	0	0	.467
Totals		4gs	13	6	6	6	2	0	1	1	3	2	0	0	0	0	8	19	3	0	0	.482



KATE KOBAYASHI (Kob-ugh-YASH-ee)

Freshman | 5-5
OF | R/R

Park Hill South HS
Kansas City, Mo.

Major: Marketing

13

AT THE PLATE

- Has played in 11 games, started one in center field.
- Made her first career start against North Carolina A&T (2/22) and had a hit and RBI.
- Scored a run vs. No. 21/23 Northwestern (2/16).
- Posted a single versus East Carolina (2/8).
- Turned in the first RBI and hit of her career against Campbell (2/8).
- In her first game at Tech, stole a base and scored a run at Coastal Carolina (2/7).
- Four-year letterwinner.
- Coached by Joshua Walker at Park Hill South.
- Played travel ball for the DeMarini Aces and was coached by Ryan Taylor.
- Four-time all-conference and all-district picks.
- Three-time first-team all-region.
- Second-team all-state.
- Two-time captain.
- Owns four school records, including career singles (120), hits (162), stolen bases (87) and the single-season stolen base mark (28).
- Led the Aces to being ranked fourth in the nation, placing fifth at the 16U PGF Premier and first at 18U IFT Boulder.
- Three-time academic all-state.
- National Honors Society.
- Chose the Hokies over Minnesota and Bucknell.
- Father, Todd, played baseball at Miami (Ohio).

SEASON/CAREER HIGHS

Hits 1, 4x, last vs. North Carolina A&T (2/22/20)
Runs 1, 5x, last vs. North Carolina A&T (2/22/20)
RBIs 1, 2x, last vs. North Carolina A&T (2/22/20)
HRs
Walks 1 vs. North Carolina A&T (2/22/20)
Stolen Bases 1, 2x, last vs. Army (2/21/20)
Hitting Streak 2 games, 2x, last (2/22/20 - 2/22/20)

GAME-BY-GAME STATS

Date	Opponent	Pos	AB	R	H	RBI	2B	3B	HR	BB	SB	CS	HBP	SAC	SF	GDP	K	PO	A	E	Avg	
Feb 07	at Coastal Carolina	pr	0	1	0	0	0	0	0	0	1	0	0	0	0	0	0	0	0	0	0	.000
Feb 08	vs Campbell	ph	1	0	1	0	0	0	0	0	0	0	0	0	0	0	0	0	0	0	0	1.000
Feb 08	vs East Carolina	ph	1	0	1	0	0	0	0	0	0	0	0	0	0	0	0	0	0	0	0	1.000
Feb 13	vs Oklahoma State	pr	0	0	0	0	0	0	0	0	0	0	0	0	0	0	0	0	0	0	0	1.000
Feb 14	vs South Carolina	pr	0	0	0	0	0	0	0	0	0	0	0	0	0	0	0	0	0	0	0	1.000
Feb 15	vs Minnesota	pr	0	0	0	0	0	0	0	0	0	0	0	0	0	0	0	0	0	0	0	1.000
Feb 16	vs Northwestern	pr	0	1	0	0	0	0	0	0	0	0	0	0	0	0	0	0	0	0	0	1.000
Feb 21	vs Dartmouth	pr	0	1	0	0	0	0	0	0	0	0	0	0	0	0	0	0	0	0	0	1.000
Feb 21	vs Army	pr	0	1	0	0	0	0	0	0	1	0	0	0	0	0	0	0	0	0	0	1.000
Feb 22	vs Bradley	ph/of	1	0	1	0	0	0	0	0	0	0	0	0	0	0	0	0	0	1	0	1.000
Feb 22	vs NC A&T	of	2	1	1	1	0	0	1	0	0	0	0	0	0	0	0	0	0	0	0	.800
Totals		1gs	5	5	4	2	0	0	1	2	0	0	0	0	0	0	0	0	0	1	0	.800





ANSLEY WHITLEY

Freshman | 6-1
U | R/R

Marion County HS
Buena Vista, Ga.

Major: Human Nutrition, Foods
and Exercise

14

AT THE PLATE

- Has played in seven games, starting three at third base and one at shortstop.
- Got her first career hit and scored two runs against Dartmouth (2/21).
- Stole a base as a pinch runner vs. No. 21/23 Northwestern
- Earned a walk, stole a base and scored twice at Coastal Carolina (2/7).
- Four-year letterwinner.
- Coached by Jon Dimitri at Marion County High School.
- Played travel ball for the Firecrackers.
- First-team all-region four times.
- All-Bi-City.
- Led the Eagles to consecutive Elite Eight appearances and regional championships.
- Also played basketball and track and field.
- Guided the Eagles to the girls' basketball state championship.
- First-team all-region four times.
- All-Bi-City.
- Was a three-time state champ in the discus event.
- All-Bi-City.
- Senior Beta.
- Honors Academy.
- Chose the Hokies over Georgia and Kennesaw State.
- Hopes to be a physical therapist.

SEASON/CAREER HIGHS

Hits 1 vs. Dartmouth (2/21/20)
 Runs 2, 2x, last vs. Dartmouth (2/21/20)
 RBIs
 HRs
 Walks 1, 3x, last vs. North Carolina A&T (2/22/20)
 Stolen Bases 1, 2x, last vs. No. 21/23 Northwestern (2/16/20)
 Hitting Streak

GAME-BY-GAME STATS

Date	Opponent	Pos	AB	R	H	RBI	2B	3B	HR	BB	SB	CS	HBP	SAC	SF	GDP	K	PO	A	E	Avg	
Feb 07	at Coastal Carolina	*3b	2	2	0	0	0	0	0	1	1	0	0	0	0	0	0	1	1	2	0	.000
Feb 08	vs East Carolina	*3b	2	0	0	0	0	0	0	0	0	0	0	0	0	0	0	2	1	1	0	.000
Feb 13	vs Oklahoma State	*3b/ss	2	0	0	0	0	0	0	0	0	0	0	0	0	0	0	0	0	1	1	.000
Feb 16	vs Northwestern	pr	0	0	0	0	0	0	0	1	0	0	0	0	0	0	0	0	0	0	0	.000
Feb 21	vs Dartmouth	*ss	2	2	1	0	0	0	0	1	0	0	0	0	0	0	0	1	0	1	0	.125
Feb 22	vs NC A&T	ph/ss	0	1	0	0	0	0	0	1	0	0	0	0	0	0	0	0	0	0	0	.125
Feb 23	at Col. of Charleston	pr	0	0	0	0	0	0	0	0	0	0	0	0	0	0	0	0	0	0	0	.125
Totals		4gs	8	5	1	0	0	0	0	3	2	0	0	0	0	0	4	2	5	1	.125	



EMMA YATES

Freshman | 5-6
C | R/R

South County HS
Fairfax Station, Va.

Major: Criminology

15

AT THE PLATE

- Has not seen action.
- Three-year letterwinner.
- Coached by Gary Dillow at South County HS.
- Played travel ball for Williamsburg Starz.
- Two-time all-conference.
- Two-time all-state.
- Second-team All-Met.
- Led the Stallions to two conference championships.
- Chose the Hokies over George Mason and Christopher Newport.
- Hopes to be a technical analyst for the FBI.

SEASON/CAREER HIGHS

Hits
 Runs
 RBIs
 HRs
 Walks
 Stolen Bases
 Hitting Streak

GAME-BY-GAME STATS





MEREDITH SLAW

Sophomore | 5-11
IF | L/R

Rappahannock HSWarsaw, Va.

Major: Accounting

16

AT THE PLATE

- Has played in 10 games, drawing two starts as the designated player.
- Had eight RBIs in seven at-bats at the Charleston Invitational.
- Went 2 for 3 with two doubles, four RBIs and two runs scored versus North Carolina A&T (2/22).
- Had her first career steal against Dartmouth (2/21).
- Had an RBI hit-by-pitch vs. No. 21/23 Northwestern (2/16).
- Had a hit against No. 16/16 Oklahoma State (2/13).
- Smacked a double at Coastal Carolina (2/7).
- Posted a single versus Iowa (2/9).
- Played in 37 games 2019, drawing 13 starts as the designated player and three at first base.
- Had a base knock versus No. 23/20 Kentucky (5/18) in the Lexington Regional.
- Collected her first multi-hit game of her career versus UAB (3/2), owning a single and a home run.
- Hit her first home run at the college level at Charleston Southern (2/17), a three-run shot to right center.
- Three-sport athlete in high school, playing softball, basketball and volleyball.
- Four-year letterwinner in softball and basketball.
- Two-time all-state selection.
- Three-time conference Player of the Year.
- VHSL Player of the Year.
- Comes from an athletic family - uncle played for the Los Angeles Dodgers' AAA team.
- Has a cousin currently playing catcher for Wake Forest.

SEASON HIGHS

Hits 2 vs. North Carolina A&T (2/22/20)
 Runs 2 vs. North Carolina A&T (2/22/20)
 RBIs 4 vs. North Carolina A&T (2/22/20)
 HRs
 Walks 1 vs. No. 14/13 Minnesota (2/15/20)
 Stolen Bases 1 vs. Dartmouth (2/21/20)
 Hitting Streak 3 games, 2x last (2/21/20 - 2/22/20)

CAREER HIGHS

Hits 2, 2x, last vs. North Carolina A&T (2/22/20)
 Runs 2 vs. North Carolina A&T (2/22/20)
 RBIs 4 vs. North Carolina A&T (2/22/20)
 HRs 1, 4x, last vs. Virginia [2] (4/13/19)
 Walks 1, 5x, last vs. No. 14/13 Minnesota (2/15/20)
 Stolen Bases 1 vs. Dartmouth (2/21/20)
 Hitting Streak 5 games (2/9/19 - 2/17/19)

GAME-BY-GAME STATS

Date	Opponent	Pos	AB	R	H	RBI	2B	3B	HR	BB	SB	CS	HBP	SAC	SF	GDP	K	PO	A	E	Avg
Feb 07	at Coastal Carolina	*dh	5	0	1	0	1	0	0	0	0	0	0	0	0	0	1	0	0	0	.200
Feb 09	vs Iowa	ph	1	0	1	0	0	0	0	0	0	0	0	0	0	0	0	0	0	0	.333
Feb 13	vs Oklahoma State	ph	1	0	1	0	0	0	0	0	0	0	0	0	0	0	0	0	0	0	.429
Feb 14	vs South Carolina	ph	1	0	0	0	0	0	0	0	0	0	0	0	0	0	0	0	0	0	.375
Feb 15	vs Minnesota	ph	0	0	0	0	0	0	0	1	0	0	0	0	0	0	0	0	0	0	.375
Feb 16	vs Northwestern	ph	0	0	0	1	0	0	0	0	0	0	0	1	0	0	0	0	0	0	.375
Feb 21	vs Dartmouth	ph/dh	2	1	1	2	0	0	0	0	1	0	0	0	0	0	0	0	0	0	.400
Feb 21	vs Army	ph	1	0	1	2	1	0	0	0	0	0	0	0	0	0	0	0	0	0	.455
Feb 22	vs NC A&T	*dh	3	2	2	4	2	0	0	0	0	0	0	0	0	0	0	0	0	0	.500
Feb 23	at Col. of Charleston	ph	1	0	0	0	0	0	0	0	0	0	0	0	0	0	1	0	0	0	.487
Totals		29s	15	3	7	9	4	0	0	1	1	0	1	0	0	0	2	0	0	0	.487



MOLLY JACOBSON

Freshman | 6-0
P | R/R

Waukee HS
Waukee, Iowa

Major: Criminology

17

AT THE PLATE

- Made her first career appearance against Dartmouth (2/21), pitching two scoreless innings and allowing just one hit.
- Five-year letterwinner.
- Coached by Carrie Eby at Waukee High School.
- Earned first-team all-conference.
- Selected as a first-team all-district pick.
- Named to the first-team IHSAA all-state team.
- Her father played basketball at Omaha and her siblings play basketball at the Division I level too, with Michael at Iowa State and Reilly at Western Michigan.

SEASON/CAREER HIGHS

Innings (High) 2.0 vs. Dartmouth (2/21/20)
 Strikeouts (High) 1 vs. Dartmouth (2/21/20)
 Hits (Low) 1 vs. Dartmouth (2/21/20)
 Runs (Low) 0 vs. Dartmouth (2/21/20)
 Earned Runs (Low) 0 vs. Dartmouth (2/21/20)
 Walks (Low) 0 vs. Dartmouth (2/21/20)

Date	Opponent	GS	IP	H	R	ER	BB	SO	2B	3B	HR	WP	BK	HBP	IBB	Score	W-L	Sv	ERA	NP
Feb 21	vs Dartmouth		2.0	1	0	0	0	1	0	0	0	0	0	0	0	12-2	0-0	0	0.00	19
Totals		0	2.0	1	0	0	0	1	0	0	0	0	0	0	0	12-2	0-0	0	0.00	-





MACKENZIE LAWTER

Junior | 5-5
C | R/R

Halifax County HS
South Boston, Va.

Major: Multimedia Journalism &
Political Science

18

AT THE PLATE

- Has played in 10 games, starting all 10 at catcher.
- Went 2 for 3 with two runs scored and a stolen base against Bradley (2/22).
- Had her first double of the year vs. No. 18/17 South Carolina (2/14).
- Went 2 for 3 with a home run and three RBIs against No. 16/16 Oklahoma State
- Opened the season with two hits versus Iowa (2/7).
- Played in 46 games 2019, drawing 45 starts at catcher.
- Had a hit in both games against Illinois (5/18-19) at the Lexington Regional.
- Lifted a homer to dead center versus NC State (5/9) at ACCs.
- Hit a grand slam and had a career-high five RBIs at Pitt (3/23).
- Graduated high school a semester early and joined Jan. '18.
- Father played baseball at Longwood University and was recognized as Virginia Player of the Year in 1985.

SEASON HIGHS

Hits 2, 3x, last vs. Bradley (2/22/20)
Runs 2, 2x, last vs. Bradley (2/22/20)
RBIs 3 vs. No. 16/16 Oklahoma State (2/22/20)
HRs 1 vs. No. 16/16 Oklahoma State (2/22/20)
Walks 2, 2x, last at College of Charleston (2/23/20)
Stolen Bases 1 vs. Bradley (2/22/20)
Hitting Streak 6 games (2/13/20 – 2/22/20)

CAREER HIGHS

Hits 3, 2x, last vs. Binghamton [1] (3/19/19)
Runs 3 vs. ETSU (2/17/19)
RBIs 5 at Pitt (3/23/19)
HRs 2 vs. Binghamton [1] (3/19/19)
Walks 2, 2x, last at College of Charleston (2/23/20)
Stolen Bases 1, 4x, last vs. Bradley (2/22/20)
Hitting Streak 6 games (2/13/20 – 2/22/20)

GAME-BY-GAME STATS

Date	Opponent	Pos	AB	R	H	RBI	2B	3B	HR	BB	SB	CS	HBP	SAC	SF	GDP	K	PO	A	E	Avg
Feb 07	vs Iowa	*c	2	1	2	0	0	0	0	0	0	0	0	0	0	0	0	4	3	0	1.000
Feb 08	vs Campbell	*c	3	0	0	1	0	0	0	1	0	0	0	0	0	0	0	8	0	0	.400
Feb 09	vs Iowa	*c	3	0	0	0	0	0	0	0	0	0	0	0	0	0	15	0	1	.250	
Feb 13	vs Oklahoma State	*c	3	1	2	3	0	0	1	0	0	0	0	0	0	0	12	0	0	.384	
Feb 14	vs South Carolina	*c	3	1	1	0	1	0	0	1	0	0	0	0	0	0	1	8	0	.357	
Feb 15	vs Missouri	*c	3	0	1	0	0	0	0	0	0	0	0	0	0	0	1	6	1	.353	
Feb 16	vs Northwestern	*c	3	0	1	1	0	0	0	0	0	0	0	0	1	0	1	6	2	.350	
Feb 21	vs Army	*c	3	2	1	0	0	0	2	0	0	0	0	0	0	0	13	1	0	.364	
Feb 22	vs Bradley	*c	3	2	2	0	0	0	0	1	1	0	0	0	0	0	12	0	0	.400	
Feb 23	at Col. of Charleston	*c	1	1	0	0	0	0	2	0	0	0	0	0	0	0	1	14	1	.385	
Totals			10gs	26	8	10	5	1	0	7	1	0	0	0	1	0	4	98	8	1	.385



MADDIE ROUNTREE

Freshman | 5-11
IF | R/R

Isle of Wight Academy
Smithfield, Va.

Major: Sports Media & Analytics

19

AT THE PLATE

- Has played in six games, starting four as the designated player.
- Began her career with two hits and two RBIs versus Iowa (2/7) in the season opener.
- Four-year letterwinner.
- Coached by Jill Owens Edwards at Isle of Wight Academy.
- Played travel ball for Williamsburg Starz Gold-Bunn.
- Four-time all-state.
- Four-time all-conference.
- Five-time Offensive Player of the Year.
- Led the Chargers to the 2018 VISAA DII State Championship, owning a home run in the title game.
- Had eight home runs, 29 hits and 35 RBIs her junior year.
- Also played basketball and volleyball.
- National Honor Society.
- Chamber of Commerce Student Leadership.
- Junior Ruritan of the Year.
- Chose the Hokies over Clemson and North Carolina.
- Her father played football at Clemson and was the first player in school history to play more than 3,000 snaps in a season, while he was also All-ACC first-team in 1997.
- Hopes to work for the NFL office in New York City.

SEASON HIGHS

Hits 2 vs. Iowa (2/7/20)
Runs 1 vs. North Carolina A&T (2/22/20)
RBIs 2 vs. Iowa (2/7/20)
HRs
Walks 1, 2x, last vs. Bradley (2/22/20)
Stolen Bases
Hitting Streak 2 games (2/7/20 - 2/8/20)

GAME-BY-GAME STATS

Date	Opponent	Pos	AB	R	H	RBI	2B	3B	HR	BB	SB	CS	HBP	SAC	SF	GDP	K	PO	A	E	Avg
Feb 07	vs Iowa	*dh	3	0	2	2	0	0	0	0	0	0	0	0	0	0	0	1	0	0	.667
Feb 08	vs East Carolina	*dh	4	0	1	0	0	0	0	0	0	0	0	0	0	0	0	1	0	0	.429
Feb 09	vs Iowa	*dh	3	0	0	0	0	0	0	0	0	0	0	0	0	0	2	0	0	0	.300
Feb 21	vs Dartmouth	*dh	1	0	0	0	0	0	0	1	0	0	0	0	0	0	0	0	0	0	.273
Feb 22	vs Bradley	ph/lb	0	0	0	0	0	0	1	0	0	0	0	0	0	0	0	0	0	0	.273
Feb 22	vs NC A&T	ph/lb	2	1	0	0	0	0	0	0	0	0	0	0	0	0	0	0	0	1	.231
Totals			4gs	13	1	3	2	0	0	2	0	0	0	0	0	0	4	0	1	0	.231





KELSEY BROWN

Sophomore | 5-6
OF | L/R

Battlefield HS / JMU
Haymarket, Va.

Major: Finance

21

AT THE PLATE

- Has played in all 15 games, starting 14 in the outfield.
- Had five stolen bases in five games at the Charleston Invitational.
- Went 2 for 3 with two steals and two runs scored against North Carolina A&T (2/22).
- Already has two three-hit games.
- Went 2 for 3 with a triple, two RBIs and a stolen base vs. No. 18/17 South Carolina (2/14).
- Went 3 for 4 with a solo home run and two stolen bases versus East Carolina (2/8).
- Was all over the base paths vs. Campbell (2/8), getting two steals, scoring three times and getting two hits and a walk.
- Owned a 3 for 5 clip from the plate with two RBIs and a stolen base at Coastal Carolina (2/7).
- Played in 44 games, earning 13 starts at JMU.
- Owned a team-high 10 stolen bases and owned 23 runs.
- Played at Battlefield High School.
- Four-time all-conference first team.
- Holds VSHL career stolen bases record with 133.
- Broke VHSL state record or most stolen bases in a season (45) and hits in a single season (61) as a junior.
- Father, Jim, played baseball at George Mason.
- Has one brother, Collin, who plays baseball at Catholic.
- Her uncle, Michael, played baseball for Clemson and then went on to play for the Boston Red Sox and Seattle Mariners.

SEASON HIGHS

Hits 3, 2x, last vs. East Carolina (2/8/20)
 Runs 3 vs. Campbell (2/8/20)
 RBIs 2, 2x, last vs. No. 21/23 Northwestern (2/16/20)
 HRs 1 vs. East Carolina (2/8/20)
 Walks 1, 4x, last vs. Dartmouth (2/21/20)
 Stolen Bases 2, 4x, last vs. North Carolina A&T (2/22/20)
 Hitting Streak 7 games (2/7/20 - 2/14/20)

CAREER HIGHS

Hits 3, 2x, last vs. East Carolina (2/8/20)
 Runs 3 vs. Campbell (2/8/20)
 RBIs 2, 2x, last vs. No. 21/23 Northwestern (2/7/20)
 HRs 1 vs. East Carolina (2/8/20)
 Walks 1, 6x, last vs. Dartmouth (2/21/20)
 Stolen Bases 2, 5x, last vs. North Carolina A&T (2/22/20)
 Hitting Streak 7 games (2/7/20 - 2/14/20)

GAME-BY-GAME STATS

Date	Opponent	Pos	AB	R	H	RBI	2B	3B	HR	BB	SB	CS	HBP	SAC	SF	GDP	K	PO	A	E	Avg
Feb 07	vs Iowa	*of	3	1	1	0	0	0	0	0	0	0	0	0	0	0	0	1	0	0	.333
Feb 07	at Coastal Carolina	*of	5	1	3	2	0	0	0	1	1	0	0	0	0	0	0	1	0	0	.500
Feb 08	vs Campbell	*of	3	3	2	0	0	0	1	2	0	0	0	0	0	0	0	0	0	0	.645
Feb 08	vs East Carolina	*of	4	1	3	1	0	0	1	2	0	0	0	0	0	0	0	0	0	0	.600
Feb 09	vs Iowa	*of	3	0	1	0	0	0	1	0	0	0	0	0	0	0	1	0	0	0	.556
Feb 13	vs Oklahoma State	*of	4	1	1	0	0	0	0	0	0	0	0	0	0	0	0	1	0	1	.500
Feb 14	vs South Carolina	*of	3	2	2	0	0	1	0	1	1	0	0	0	0	0	0	2	1	0	.620
Feb 15	vs Missouri	*of	4	1	0	0	0	0	0	1	0	0	0	0	0	0	0	5	0	0	.448
Feb 15	vs Minnesota	*of	4	0	0	0	0	0	0	0	0	0	0	0	0	0	3	1	0	0	.394
Feb 16	vs Northwestern	*of	4	0	1	0	0	0	0	1	0	0	0	0	0	0	0	2	0	0	.378
Feb 21	vs Dartmouth	*of	3	2	1	1	0	0	1	2	0	0	0	0	0	0	0	1	1	0	.375
Feb 21	vs Army	*of	4	0	0	0	0	0	0	0	0	0	0	0	0	0	2	0	0	0	.341
Feb 22	vs Bradley	*of	2	0	1	0	0	0	0	0	0	0	0	0	0	0	0	1	0	0	.348
Feb 22	vs NC A&T	*of	3	2	2	0	0	0	0	2	0	0	0	0	0	0	0	1	0	0	.367
Feb 23	at Col. of Charleston	*of	4	1	1	0	0	0	0	1	0	0	0	0	0	0	0	1	0	0	.358
Totals		14gs	53	15	19	6	0	1	4	13	1	0	0	0	0	0	8	16	1	1	.358



GEORGIA BLAIR

Freshman | 5-4
IF | R/R

Douglasville HS
Douglasville, Ga.

Major: University Studies

25

AT THE PLATE

- Has played in six games.
- Scored her first career run versus Campbell (2/8).
- Four-year letterwinner.
- Coached by Zach Graham at Alexander High School.
- Played travel ball for Georgia Power Roddy.
- All-state.
- Broke Alexander's school record in home runs.
- Team captain.
- Also played basketball.
- Team captain.
- All A/B Honor Roll.
- Scholar Athlete.
- Board Scholar.
- Hopes to be an anesthesiologist.

SEASON/CAREER HIGHS

Hits
 Runs 1 vs. Campbell (2/8/20)
 RBIs
 HRs
 Walks
 Stolen Bases
 Hitting Streak

GAME-BY-GAME STATS

Date	Opponent	Pos	AB	R	H	RBI	2B	3B	HR	BB	SB	CS	HBP	SAC	SF	GDP	K	PO	A	E	Avg
Feb 08	vs Campbell	pr	0	1	0	0	0	0	0	0	0	0	0	0	0	0	0	0	0	0	.000
Feb 08	vs East Carolina	ph	1	0	0	0	0	0	0	0	0	0	0	0	0	0	0	0	0	0	.000
Feb 13	vs Oklahoma State	pr	0	0	0	0	0	0	0	0	0	0	0	0	0	0	0	0	0	0	.000
Feb 15	vs Missouri	pr	0	0	0	0	0	0	0	0	0	0	0	0	0	0	0	0	0	0	.000
Feb 21	vs Dartmouth	ph	1	0	0	0	0	0	0	0	0	0	0	0	0	0	0	1	0	0	.000
Feb 22	vs NC A&T	ph	1	0	0	0	0	0	0	0	0	0	0	0	0	0	0	0	0	0	.000
Totals		6gs	3	1	0	0	0	0	0	0	0	0	0	0	0	0	0	1	0	0	.000





REBECCA LUDOWIG (LUD-oh-wig)

Freshman | 5-10
IF | R/R

Rock Ridge HS
Ashburn, Va.

Major: University Studies

27

AT THE PLATE

- Has played in 11 games.
- Stole her first career base and scored a run against North Carolina A&T (2/22).
- Scored a run in an extra-inning win over No. 21/23 Northwestern
- Scored a run versus in both Campbell (2/8) and East Carolina (2/8) games.
- Four-year letterwinner.
- Coached by Christine Keyser at Rock Ridge High School.
- Played travel ball for the Loudoun Storm 18U.
- Three-time all-conference.
- Two-time all-region.
- Also played basketball at Rock Ridge.
- RISE award winner for character.
- Four-time honor roll.
- Chose the Hokies over Lafayette College (Pa.).

SEASON/CAREER HIGHS

Hits
Runs 1, 4x, last vs. North Carolina A&T (2/22/20)
RBIs
HRs
Walks
Stolen Bases 1 vs. North Carolina A&T (2/22/20)
Hitting Streak

GAME-BY-GAME STATS

Date	Opponent	Pos	AB	R	H	RBI	2B	3B	HR	BB	SB	CS	HBP	SAC	SF	GDP	K	PO	A	E	Avg	
Feb 07	vs Iowa	pr	0	0	0	0	0	0	0	0	0	0	0	0	0	0	0	0	0	0	0	.000
Feb 07	at Coastal Carolina	pr	0	0	0	0	0	0	0	0	0	0	0	0	0	0	0	0	0	0	0	.000
Feb 08	vs Campbell	pr	0	1	0	0	0	0	0	0	0	0	0	0	0	0	0	0	0	0	0	.000
Feb 08	vs East Carolina	pr	0	1	0	0	0	0	0	0	0	0	0	0	0	0	0	0	0	0	0	.000
Feb 15	vs Missouri	pr	0	0	0	0	0	0	0	0	0	0	0	0	0	0	0	0	0	0	0	.000
Feb 15	vs Northwestern	pr	0	1	0	0	0	0	0	0	0	0	0	0	0	0	0	0	0	0	0	.000
Feb 21	vs Dartmouth	ph	1	0	0	0	0	0	0	0	0	0	0	0	0	0	0	1	0	0	0	.000
Feb 21	vs Army	pr	0	0	0	0	0	0	0	0	0	0	0	0	0	0	0	0	0	0	0	.000
Feb 22	vs Bradley	pr	0	0	0	0	0	0	0	0	0	0	0	0	0	0	0	0	0	0	0	.000
Feb 22	vs NC A&T	pr	1	1	0	0	0	0	0	0	1	0	0	0	0	0	0	0	0	0	0	.000
Feb 23	at Col. of Charleston	pr	0	0	0	0	0	0	0	0	0	0	0	0	0	0	0	0	0	0	0	.000
Totals		ogs	2	4	0	0	0	0	0	0	1	0	0	0	0	0	0	1	0	0	0	.000



GRACE CHAVEZ (SHAW-vez)

Sophomore | 5-9
C | R/R

West Career & Technical Academy
Las Vegas, Nev.

Major: Multimedia Journalism

28

AT THE PLATE

- Has played in 11 games, starting nine as the designated player.
- Went 4 for 10 with five RBIs in three games at the Charleston Invitational.
- Had a home-run and three RBIs against Bradley (2/22).
- Drew two walks vs. No. 21/23 Northwestern (2/16).
- Had two hits for two RBIs and a home run against No. 19/18 Missouri (2/15).
- Hit a home run vs. No. 18/17 South Carolina (2/14).
- Tallied a two-run single at Coastal Carolina (2/7).
- Played in 33 games in 2019, drawing 20 starts as the designated player.
- Gained two starts in the Lexington Regional, earning a walk versus Illinois (5/17).
- Ripped a two-run homer about 300 feet vs. Longwood (4/30).
- Recorded three RBIs and one home run during the doubleheader at Charlotte (4/17).
- Recorded one hit and one walk versus Louisville (3/30).
- Racked up three hits and four RBIs in the Binghamton (3/19) doubleheader, including a three-run home run to right center as well as an RBI single for her first multi-hit game.
- Notched a two-run homer in at NC State (3/16).
- Belted a two-run homer versus [RV] Texas State (2/22).
- Four-year letterwinner for coach Kelly Glass at Palo Verde.
- Three-time All-Northwest League selection.

SEASON HIGHS

Hits 2, 2x, last vs. Army (2/21/20)
Runs 1, 3x, last vs. Bradley (2/22/20)
RBIs 3 vs. Bradley (2/22/20)
HRs 1, 3x, last vs. Bradley (2/22/20)
Walks 2 vs. No. 21/23 Northwestern (2/22/20)
Stolen Bases
Hitting Streak 3 games, 2x, last (2/21/20 – 2/23/20)

CAREER HIGHS

Hits 2, 5x, last vs. Army (2/22/20)
Runs 2 vs. Binghamton [1] (3/19/19)
RBIs 3, 2x, last vs. Bradley (2/22/20)
HRs 1, 10x, last vs. Bradley (2/22/20)
Walks 2, 2x, last vs. No. 21/23 Northwestern (2/22/20)
Stolen Bases
Hitting Streak 11 games (3/16/19 - 4/6/19)

GAME-BY-GAME STATS

Date	Opponent	Pos	AB	R	H	RBI	2B	3B	HR	BB	SB	CS	HBP	SAC	SF	GDP	K	PO	A	E	Avg	
Feb 07	at Coastal Carolina	ph	1	0	1	2	0	0	0	0	0	0	0	0	0	0	0	0	0	0	0	1.000
Feb 08	vs Campbell	*dh	1	0	0	0	0	0	0	1	0	0	0	0	0	0	0	0	0	0	0	.500
Feb 09	vs Iowa	ph	1	0	0	0	0	0	0	0	0	0	0	0	0	0	0	1	0	0	0	.333
Feb 13	vs Oklahoma State	*dh	1	0	1	0	0	0	0	1	0	0	0	0	0	0	0	0	0	0	0	.500
Feb 14	vs South Carolina	*dh	4	1	1	0	0	0	1	0	0	0	0	0	0	0	0	0	0	0	0	.375
Feb 15	vs Missouri	*dh	4	1	2	2	0	0	1	0	0	0	0	0	0	0	0	0	0	0	0	.417
Feb 15	vs Minnesota	*dh	3	0	1	0	0	0	0	0	0	0	0	0	0	0	0	1	0	0	0	.400
Feb 15	vs Northwestern	*dh	2	0	0	0	0	0	2	0	0	0	0	0	0	0	0	1	0	0	0	.353
Feb 21	vs Army	*dh	5	0	2	1	0	0	0	0	0	0	0	0	0	0	0	2	0	0	0	.364
Feb 22	vs Bradley	*dh	2	1	1	3	0	0	1	1	0	0	0	0	0	0	0	0	0	0	0	.375
Feb 23	at Col. of Charleston	*dh	3	0	1	1	0	0	1	0	0	0	0	0	0	0	0	0	0	0	0	.370
Totals		9os	27	3	10	10	0	0	3	6	0	0	1	0	0	0	0	5	0	0	0	.370





MADDI BANKS

Sophomore | 5-6
U | L/R

Bettendorf HS
Bettendorf, Iowa

Major: Communication Science &
Social Inquiry

29

AT THE PLATE

- Has played in 14 games, starting 12 of those in the infield.
- Went 2 for 2 and scored two runs against North Carolina A&T (2/22).
- Hit an inside-the-park home run versus Bradley (2/22).
- Went 2 for 2 with a triple, four RBIs and two runs scored against Dartmouth (2/21).
- Had a multi-hit game vs. No. 14/13 Minnesota including a home run (2/15).
- Belted a home run versus Campbell (2/8).
- Opened up the season with a single and a run scored versus Iowa (2/7).
- Played in 53 games in 2019, drawing two starts in center field and 51 at second base.
- Had a base knock vs. Illinois (5/17) in the Lexington Regional.
- Hit a game-tying solo home run to left field versus NC State (5/9) in the quarterfinals of the ACC Championship.
- Went 2 for 4 with a double and run at No. 8 Georgia (3/1).
- Went a perfect 3 for 3 with her first-ever home run and scored a career-high three runs against Detroit Mercy (2/16).
- A three-sport athlete during her prep career (SB/T&F/WBB).
- Won two championships with the Bandits – IDT Boulder and PGF Nationals.
- Ran in the sprints on the track team, earning a state title, four letters, all-conference and team MVP.
- Earned Best Female Athlete award at Bettendorf.

SEASON HIGHS

Hits 2, 4x, last vs. North Carolina A&T (2/22/20)
 Runs 2, 3x, last vs. North Carolina A&T (2/22/20)
 RBIs 4 vs. Dartmouth (2/21/20)
 HRs 1, 3x, last vs. Bradley (2/22/20)
 Walks 1 vs. Dartmouth (2/21/20)
 Stolen Bases 1, 2x, last vs. No. 18/17 South Carolina (2/14/20)
 Hitting Streak 2 games (2/22/20 – 2/22/20)

CAREER HIGHS

Hits 3 vs. Detroit Mercy (2/16/19)
 Runs 3 vs. Detroit Mercy (2/16/19)
 RBIs 4 vs. Dartmouth (2/21/20)
 HRs 1, 7x, last vs. Bradley (2/22/20)
 Walks 3 at Boston College (4/28/19)
 Stolen Bases 2 vs. Purdue (2/10/19)
 Hitting Streak 3 games (3/23/19 - 3/27/19)

Date	Opponent	Pos	AB	R	H	RBI	2B	3B	HR	BB	CS	HBP	SAC	SF	GDP	K	PO	A	E	Avg
Feb 07	vs Iowa	*3b	2	1	0	0	0	0	0	0	0	0	0	0	0	1	1	1	0	.500
Feb 07	at Coastal Carolina	pr	0	0	0	0	0	0	0	0	0	0	0	0	0	0	0	0	0	.500
Feb 08	vs Campbell	*3b	3	1	1	1	0	0	1	0	0	0	0	0	0	1	0	3	0	.400
Feb 08	vs East Carolina	pr	0	1	0	0	0	0	0	1	0	0	0	0	0	0	0	0	0	.400
Feb 09	vs Iowa	*3b	2	1	0	0	0	0	0	0	0	0	0	0	0	2	2	1	0	.286
Feb 14	vs South Carolina	*ss/1b	2	1	0	0	0	0	0	1	0	0	0	0	0	0	0	1	0	.333
Feb 15	vs Missouri	*ss	2	0	0	0	0	0	0	0	0	0	0	0	0	1	1	0	0	.273
Feb 15	vs Minnesota	*ss/pr	2	1	2	1	0	0	1	0	0	0	0	0	0	0	0	2	0	.385
Feb 16	vs Northwestern	*ss/pr	3	1	0	0	0	0	0	0	0	0	0	0	0	3	3	4	2	.312
Feb 21	vs Dartmouth	*2b	2	2	4	0	1	0	1	0	0	0	0	0	0	0	0	1	0	.389
Feb 21	vs Army	*ss	3	0	0	0	0	0	0	0	0	0	0	0	0	1	2	1	1	.333
Feb 22	vs Bradley	*ss	3	2	2	1	0	0	1	0	0	0	0	0	0	1	1	1	0	.375
Feb 22	vs NC A&T	*ss/2b	2	2	2	0	0	0	0	0	0	0	0	0	0	0	1	2	0	.423
Feb 23	at Col. of Charleston	*ss	2	0	0	0	0	0	0	0	0	0	0	0	0	1	0	2	0	.283
Totals			12gs	28	13	11	7	0	1	3	1	2	0	0	0	9	13	20	4	.393



KAYLEIGH ADDINGTON

Junior | 5-7
C | R/R

Rockbridge HS
Lexington, Va.

Major: Meteorology

31

2017-18 ACC Academic Honor Roll

AT THE PLATE

- Appeared as a pinch hitter against North Carolina A&T (2/22).
- Played in three games in 2019.
- Had a plate appearance versus Virginia (4/13).
- Came in as a pinch hitter versus Binghamton (3/19).
- Pinched hit against Radford (2/27), blooming one behind third base but the shortstop dove and made the catch.
- Appeared in two games in 2018.
- Drew a walk vs. Florida A&M (2/9).
- Registered an at-bat vs. Hampton (5/2).

SEASON HIGHS

Hits
 Runs
 RBIs
 HRs
 Walks
 Stolen Bases
 Hitting Streak

CAREER HIGHS

Hits
 Runs
 RBIs
 HRs
 Walks 1 vs. Florida A&M (2/9/18)
 Stolen Bases
 Hitting Streak

GAME-BY-GAME STATS

Date	Opponent	Pos	AB	R	H	RBI	2B	3B	HR	BB	CS	HBP	SAC	SF	GDP	K	PO	A	E	Avg
Feb 22	vs NC A&T	ph	1	0	0	0	0	0	0	0	0	0	0	0	0	0	0	0	0	.000
Totals		0gs	1	0	0	0	0	0	0	0	0	0	0	0	0	0	0	0	0	.000





GRAYSON CRUCE

Freshman | 5-4
IF | L/L

Loganville HS
Loganville, Ga.

Major: University Studies

32

AT THE PLATE

- Has played in 11 games, starting nine games.
- Went 2 for 3 with an RBI and scored a run vs. Army (2/21).
- Had an RBI and scored a run against Dartmouth (2/21).
- Hit an RBI single against No. 16/16 Oklahoma State (2/13).
- Knocked one out of the park versus Iowa (2/9), starting a rally in the fifth inning.
- Began her career with a bang, tallying three RBIs, one hit and a stolen base at Coastal Carolina (2/7).
- Four-year letterwinner.
- Coached by Alan Maddox at Loganville High School.
- Played travel ball for Georgia Impact and Atlanta Premier Gold Stewart.
- Named GHSA 5A Region Player of the Year.
- All-state.
- All-region.
- Led the Red Devils to the state championship game.
- Was a part of nine state titles on her travel ball team.
- Was top five in ASA nationals and ranked sixth nationally.
- Hopes to be a pediatrician.

SEASON/CAREER HIGHS

Hits	2, 2x, last vs. Army (2/21/20)
Runs	1, 4x, last vs. Bradley (2/22/20)
RBIs	3 at Coastal Carolina (2/7/19)
HRs	1 vs. Iowa (2/9/20)
Walks	2, 2x, last vs. Bradley (2/22/20)
Stolen Bases	1 at Coastal Carolina (2/7/20)
Hitting Streak	2 games, 2x, last (2/21/20 – 2/21/20)

GAME-BY-GAME STATS

Date	Opponent	Pos	AB	R	H	RBI	2B	3B	HR	BB	SB	CS	HBP	SAC	SF	GDP	K	PO	A	E	Avg	
Feb 07	at Coastal Carolina	*c	3	0	1	3	0	0	0	0	0	0	0	0	0	1	0	0	10	0	0	.333
Feb 08	vs East Carolina	*1b	4	0	0	0	0	0	0	0	0	0	0	0	0	0	0	1	5	0	1	.143
Feb 09	vs Iowa	*1b	3	1	1	1	0	0	1	0	0	0	0	0	0	0	2	1	0	0	0	.200
Feb 13	vs Oklahoma State	ph/dh	2	0	1	1	0	0	0	0	0	0	0	0	0	0	0	0	0	0	0	.250
Feb 15	vs Missouri	ph	1	0	0	0	0	0	0	0	0	0	0	0	0	0	0	0	0	0	0	.231
Feb 15	vs Minnesota	*of	2	0	0	0	0	0	0	0	0	0	0	0	0	0	0	0	0	0	0	.200
Feb 16	vs Northwestern	*of	2	0	0	0	0	0	0	0	0	0	0	0	0	0	2	0	0	0	0	.176
Feb 21	vs Dartmouth	*of/c	2	1	2	1	0	0	1	0	0	0	0	0	0	0	0	2	1	0	0	.263
Feb 21	vs Army	*of	3	1	2	1	0	0	0	0	0	0	0	0	0	0	0	0	0	0	1	.318
Feb 22	vs Bradley	*1b	1	1	0	0	0	0	0	2	0	0	0	0	0	0	0	0	0	0	1	.304
Feb 22	vs NC A&T	*c	1	0	0	0	0	0	0	1	0	0	0	0	0	0	0	0	8	1	0	.282
Totals		9gs	24	4	7	7	0	0	1	6	1	0	0	0	0	1	0	5	27	2	2	.292



KAYLEE HEWITT

Freshman | 6-2
P | R/R

Riverdale HS
Murfreesboro, Tenn.

Major: Human Development

33

IN THE CIRCLE

- Has pitched in eight games, starting seven
- Threw her first career no-hitter against North Carolina A&T (2/22)
- Allowed one earned run and had two strikeouts against No. 21/23 Northwestern (2/16).
- Picked up her first win over a ranked opponent against No. 14/13 Minnesota (2/15) with one run allowed and five Ks.
- Posted a career-high eight strikeouts and allowed three runs versus Campbell (2/8) in six innings of work.
- In her first start, held Iowa (2/7) to one run and struck out three batters while allowing only three hits in five innings.
- Two-year letterwinner.
- Coached by Christy Bingham at Riverdale High School.
- Played travel ball for Gametime Stars U18U Gold.
- All-state.
- All-District.
- Best Newcomer of the Year.
- Player of the Week honors.
- All-County Team.
- Was a part of being ranked in the top 10 on FloSoftball with the Gametime Stars 18U Gold squad.
- Also played volleyball.
- Under Armour Player of the Year contender.
- Chose the Hokies over Oregon, Oklahoma State and Pitt.
- Mother, Amanda, played basketball at Eastern New Mexico.
- Hopes to be an occupational therapist.

SEASON/CAREER HIGHS

Innings	6.0, 2x, last vs. No. 14/13 Minnesota (2/15/20)
Strikeouts	8 vs. Campbell (2/8/20)
Hits (Low) (Min. 5 IP)	0 vs. North Carolina A&T (2/22/20)
Runs (Low) (Min. 5 IP)	0 vs. North Carolina A&T (2/22/20)
Earned Runs (Low) (Min. 5 IP)	0 vs. North Carolina A&T (2/22/20)
Walks (Low) (Min. 5 IP)	1 vs. North Carolina A&T (2/22/20)
Number of Pitches (High)	97 vs. No. 14/13 Minnesota (2/15/20)

GAME-BY-GAME STATS

Date	Opponent	GS	IP	H	R	ER	BB	SO	2B	3B	HR	WP	BK	HBP	IBB	Score	W/L	Sv	ERA	NP
Feb 07	vs Iowa	*	5.0	3	1	1	7	3	0	0	1	0	0	0	0	9-1	1-0	0	1.40	96
Feb 08	vs Campbell	*	6.0	4	3	3	3	8	1	0	0	0	0	0	0	11-3	2-0	0	2.55	95
Feb 13	vs Oklahoma State	*	0.2	2	4	2	3	1	0	0	0	4	0	1	0	6-14	2-0	0	3.60	96
Feb 15	vs Minnesota	*	6.0	5	1	1	3	5	1	0	0	1	0	0	0	2-1	3-0	0	2.77	97
Feb 16	vs Northwestern	*	3.2	4	4	1	6	2	1	0	0	1	0	0	0	6-5	3-0	0	2.62	76
Feb 21	vs Dartmouth	*	3.0	2	2	2	6	4	1	0	0	1	0	0	0	12-2	4-0	0	2.88	80
Feb 22	vs NC A&T	+	5.0	0	0	1	7	0	0	0	0	0	0	0	0	16-0	5-0	0	2.39	59
Feb 23	at Coll. of Charleston	+	3.0	3	0	0	3	2	0	0	0	1	0	0	0	5-0	5-0	0	2.16	53
Totals			7	32.1	23	15	10	32	32	4	0	1	8	0	1	67-26	5-0	0	2.16	-



NCAA STATS

Statistic	Player	National Rank	Conference Rank	Value	National Leader	Value	Conference Leader	Value
Batting Average (149 ranked)					Bridgette Rooney, Cornell	0.667	Taty Forbes, NC State	0.547
Doubles (23 ranked)					Jourdyn Campbell, Texas A&M Aaliyah Jordan, UCLA	10 10	Patricia Awald, Georgia Tech Abby Sweet, Notre Dame Gisele Tapia, Duke	6 6 6
Doubles Per Game (135 ranked)					Jourdin Hering, Stony Brook	1.00	Patricia Awald, Georgia Tech	0.43
Earned Run Average (149 ranked)					5 players tied	0.00	Alexis Holloway, Notre Dame	0.24
Hit Batters (1 ranked)					Mariah Mazon, Oregon St.	1		
Hit by Pitch per Game (147 ranked)	Jayne Bailey	87	3	0.27	Alex Hedspeth, SFA	0.77	Marissa Guimbarda, Clemson	0.28
Hits (114 ranked)	Kelsey Brown	77	6	19	Alyse Rojas, UC Davis	30	Taty Forbes, NC State	29
Hits Allowed Per Seven Innings (147 ranked)	Kaylee Hewitt	121	8	4.98	Ali Kilponen, LSU Rachel Rook, Southeast Mo. St.	1.50 1.50	Peyton Schnackenberg, Boston College	3.91
Home Runs (28 ranked)					Bailey Vannoy, Charlotte	9	Marissa Guimbarda, Clemson	8
Home Runs Per Game (134 ranked)	Kelsey Bennett	119	9	0.27	Ashley Ellis, Southeast Mo. St. Kayla Brewer, Western Caro.	0.67 0.67	Marissa Guimbarda, Clemson	0.44
On Base Percentage (150 ranked)					Madison Hamilton, Princeton	0.778	Taty Forbes, NC State	0.593
RBI's (23 ranked)					Andrea Lyon, Gardner-Webb Alex Martens, Kentucky	26 26	Marissa Guimbarda, Clemson Caroline Jacobsen, Duke Logan Morris, NC State	21 21 21
Runs Batted In Per Game (108 ranked)	Kelsey Bennett	95	6	1.07	Madison Petrella, Albany (NY)	1.80	Chloe Culp, Florida St.	1.33
Runs per Game (150 ranked)	Kelsey Brown Maddi Banks	65 122	5 7	1.00 0.93	Jourdin Hering, Stony Brook	2.00	Sydney Sherrill, Florida St.	1.09
Sacrifice Bunts per game (124 ranked)					Mikayla Rubin, Fairfield	0.75	Alexis Holloway, Notre Dame	0.25
Sacrifice Flies (94 ranked)	Olivia Lattin Al Velazquez	94 94	5 5	1 1	Maddi Hackbarth, Arizona St.	4	4 players tied	2
Saves (43 ranked)	Keely Rochard	43	2	1	4 players tied	4	Alexis Holloway, Notre Dame	2
Shutouts (13 ranked)					Leanna Johnson, Troy	5	Susannah Anderson, Boston College	3
Slugging Percentage (300 ranked)	Kelsey Bennett	135	6	0.732	Bailey Vannoy, Charlotte	1.240	Caroline Jacobsen, Duke	0.875
Stolen Bases Per Game (147 ranked)	Kelsey Brown	15	2	0.87	Madison Hamilton, Princeton	1.33	Sam Russ, NC State	1.00
Strikeout-to-Walk Ratio (150 ranked)	Keely Rochard	67	3	5.21	Autumn Storms, Arkansas	40.00	Shelby Walters, Duke	8.67
Strikeouts (146 ranked)	Keely Rochard Kaylee Hewitt	1 146	1 12	99 32	Keely Rochard, Virginia Tech	99	Keely Rochard, Virginia Tech	99
Strikeouts Per Seven Innings (150 ranked)	Keely Rochard	16	1	11.0	Courtney Coppersmith, UMBC	16.1	Keely Rochard, Virginia Tech	11.0
Total Bases (138 ranked)	Kelsey Bennett	118	8	30	Bailey Vannoy, Charlotte	62	Marissa Guimbarda, Clemson	46
Toughest to Strike Out (142 ranked)					40 players tied	0.0	Bailey Winscott, Virginia	0.0
Triples (21 ranked)					Madison Rayner, Southern Miss.	5	Jameson Kavel, Duke	3
Triples Per Game (141 ranked)					Julia Keffler, UMBC	0.50	Jameson Kavel, Duke	0.20
Victories (45 ranked)	Keely Rochard Kaylee Hewitt	5 45	1 5	7 5	Megan Faraimo, UCLA Shannon Haddad, San Jose St. Sydney Sandez, Utah	9 9 9	Keely Rochard, Virginia Tech	7
Walks Allowed Per Seven Innings (150 ranked)					Courtney Day, Texas Lexi Hutchins, South Alabama Miranda Papes, Yale	0.00 0.00 0.00	Shelby Walters, Duke	0.66
Walks Per Game (150 ranked)	Kelsey Bennett	80	6	0.73	Madison Hamilton, Princeton	1.33	Sydney Sherrill, Florida St.	1.18

Statistic	National Rank	Conference Rank	Value	National Leader	Value	Conference Leader	Value
Batting Average (287 ranked)	22	1	0.329	Texas	0.404	Virginia Tech	0.329
Double Plays per Game (284 ranked)	104	7	0.33	UTEP	0.93	Louisville	0.57
Doubles (286 ranked)	90	5	18	Texas	46	Clemson	25
Doubles per Game (286 ranked)	138	6	1.20	Central Conn. St.	2.75	Georgia Tech	1.57
Earned Run Average (287 ranked)	65	4	2.52	LSU	0.76	Notre Dame	1.47
Fielding Percentage (287 ranked)	133	8	0.959	Stony Brook	1.000	Syracuse	0.974
Hit Batters (284 ranked)	69	3	5	10 teams tied	1	Duke	2
Home Runs per game (271 ranked)	13	2	1.33	New Mexico St.	2.50	Florida St.	1.36
On Base Percentage (287 ranked)	24	1	0.418	Texas	0.481	Virginia Tech	0.418
Scoring (287 ranked)	10	1	7.67	New Mexico St.	9.17	Virginia Tech	7.67
Shutouts (117 ranked)	72	4	2	LSU	9	Duke	4
Slugging Percentage (287 ranked)	20	1	0.530	New Mexico St.	0.714	Virginia Tech	0.530
Stolen Bases per Game (278 ranked)	18	3	2.13	Southeastern La.	3.67	NC State North Carolina	2.25 2.25
Strikeout-to-Walk Ratio (287 ranked)	63	6	2.59	UCLA	12.60	Virginia	3.81
Triple Plays (1 ranked)				Utah St. UNCW	1 1		
Triples per Game (218 ranked)	95	8	0.20	Fresno St.	1.19	Florida St.	0.55
WL Percentage (275 ranked)	27	2	0.800	UCLA Oregon Stony Brook	1.000 1.000 1.000	Duke	0.875
Walks (29 ranked)	17	1	61	Georgia	80	Virginia Tech	61



LAST FOUR BOX SCORES



VT Softball
#24 Virginia Tech vs Army
Feb 21, 2020 at Mt. Pleasant, S.C. (Patriots Point)



Virginia Tech 8 (9-3)

Army 3 (5-7)

Player	ab	r	h	rbi	bb	so	po	a	lob
Kelsey Brown lf	4	0	0	0	2	0	0	0	0
Al Velazquez lf	1	0	0	0	1	0	0	0	0
Grayson Cruce rf	3	1	2	1	2	0	0	0	0
Rebecca Ludwig pr	0	0	0	0	0	0	0	0	0
Grace Chavez dp	5	0	2	1	0	2	0	0	2
Keara Napoli pr	0	0	0	0	0	0	0	0	0
Jayne Bailey 1b	4	1	2	1	0	2	0	3	0
Kelsey Bennett 3b	3	1	2	2	1	1	1	2	0
Kate Kobayashi pr	0	1	0	0	0	0	0	0	0
Olivia Lattin 2b	2	0	0	0	1	1	0	1	0
Ashley Whitley pr/2b	1	0	0	0	0	1	0	0	0
Mackenzie Lawter c	2	2	1	0	2	0	13	1	0
Darby Trull cf	4	2	4	1	0	2	0	2	0
Maddi Banks ss	3	0	0	0	1	2	1	2	0
Meredith Slaw ph	1	0	1	2	0	0	0	0	0
Keely Rochard p	0	0	0	0	0	0	0	0	0
Totals	33	8	14	8	6	8	21	4	10

Player	ab	r	h	rbi	bb	so	po	a	lob
Grete, A. p	3	0	1	0	0	0	1	0	0
Iannotti, E. p	0	0	0	0	0	0	0	0	0
Mitchell, B. rf	3	1	1	0	0	2	0	0	0
Duong, Jolie dp	3	1	1	0	2	0	0	0	1
Snelling, A. 2b	3	0	0	0	1	1	0	0	0
Ballesteros ss	2	0	1	1	0	1	3	3	1
Drayton, T. 1b	3	0	0	0	1	2	0	0	0
Wilkes, M. c	2	0	0	0	2	8	1	1	1
Peters, Sage ph	1	0	0	0	1	0	0	0	0
Donaldson, K 3b	2	0	0	0	2	1	0	0	0
Hurst, Leila 3b	0	0	0	0	1	0	1	0	0
Livingston cf	3	1	1	0	2	1	0	0	0
Ronning, B. lf	0	0	0	0	0	1	0	0	0
Snyder, G. lf	1	0	0	0	1	0	0	1	0
Totals	26	3	5	1	13	21	4	4	4

Score by Innings

	1	2	3	4	5	6	7	R	H	E
Virginia Tech	2	2	1	0	1	0	2	8	14	2
Army	1	0	0	0	1	1	0	3	5	0

E - G. Cruce(2); M. Banks(4). DP - Army 1. LOB - Va. Tech 10; Army 4. 2B - J. Bailey(3); D. Trull(3); M. Slaw(2); Duong, Jolie(3). HR - K. Bennett(3). SF - Ballesteros(1). SB - K. Kobayashi(2). CS - As. Whitley(1); Mitchell, B.(1).

Virginia Tech	ip	h	r	er	bb	so	ab	bf	np
Keely Rochard	7.0	5	3	1	1	13	26	28	109

Army	ip	h	r	er	bb	so	ab	bf	np
Grete, A.	5.0	10	6	6	4	4	23	27	105
Iannotti, E.	2.0	4	2	2	2	4	10	12	59

Win - K. Rochard (5-3). Loss - Grete, A. (1-4). Save - None.
WP - K. Rochard 2(5); Grete, A.(5). Inherited runners/scored: Iannotti, E. 1/0. Pitches/strikes: K. Rochard 109/74; Grete, A. 105/62; Iannotti, E. 59/34.

Umpires - HP: Jason Smith 1B: Monique McMurray 3B: Nelson Rosa
Start: 6:50 pm Time: 2:14 Attendance: 374

VT Softball
#24 Virginia Tech vs Bradley
Feb 22, 2020 at Mt. Pleasant, S.C. (Patriots Point)

Virginia Tech 9 (10-3)

Bradley 1 (7-6)

Player	ab	r	h	rbi	bb	so	po	a	lob
Jayne Bailey lf/1b	5	2	2	4	0	1	1	0	0
Darby Trull cf	4	0	0	0	1	0	0	1	0
Kate Kobayashi ph/cf	1	0	1	0	0	1	0	0	0
Grayson Cruce 1b	1	1	0	0	2	0	1	0	0
Kelsey Brown pr/lf	2	0	1	0	0	1	0	1	0
Grace Chavez dp	2	1	1	3	1	0	0	0	0
Rebecca Ludwig pr	0	0	0	0	0	0	0	0	0
Kelsey Bennett 3b	3	0	0	0	1	1	1	2	0
Keara Napoli pr	0	0	0	0	0	0	0	0	0
Mackenzie Lawter c	3	2	2	0	1	0	12	0	0
Olivia Lattin 2b	4	0	0	0	1	3	0	2	0
Al Velazquez rf	3	1	0	0	1	0	0	3	0
Maddi Banks ss	3	2	2	1	0	1	1	1	0
Maddie Rountree ph	0	0	0	0	1	0	0	0	0
Keely Rochard p	0	0	0	0	0	0	1	0	0
Totals	31	9	9	8	7	5	21	3	9

Player	ab	r	h	rbi	bb	so	po	a	lob
Young cf	1	0	0	0	0	1	2	0	0
Bradley cf	2	0	0	0	1	1	1	0	2
Mead ss	3	0	0	0	0	1	1	4	2
Thompson dp	1	0	0	0	1	0	0	0	0
Mauries ph	1	0	0	0	0	0	0	0	0
vanBreusegen ph/lf	1	0	1	0	0	0	1	0	0
Wysocki c	2	0	0	0	1	1	6	0	0
Seeton rf/dp	3	0	0	0	2	0	0	1	0
Apke 1b	3	0	0	0	2	4	0	1	0
Monteer 3b	2	0	0	0	1	1	0	0	0
Bane ph	0	1	0	0	1	0	0	0	0
Smith lf/rf	3	0	1	0	0	0	1	0	0
Zaluske 2b	2	0	1	0	0	0	4	2	0
Jackson p	0	0	0	0	0	0	0	0	0
Radford p	0	0	0	0	0	0	1	0	0
Totals	24	1	3	0	3	10	21	7	6

Score by Innings

	1	2	3	4	5	6	7	R	H	E
Virginia Tech	2	1	0	2	0	1	3	9	9	1
Bradley	0	0	0	0	0	1	1	3	4	0

E - K. Kobayashi(1); Mead(4); Wysocki(2); Monteer(3); Radford(1). DP - Bradley 1. LOB - Va. Tech 9; Bradley 6.
2B - vanBreusegen(2); Smith(1). HR - J. Bailey(2); G. Chavez(3); M. Banks(3). HBP - G. Chavez; Zaluske. SB - J. Bailey(1); M. Lawter(1).

Virginia Tech	ip	h	r	er	bb	so	ab	bf	np
Keely Rochard	7.0	3	1	0	3	10	24	28	119

Bradley	ip	h	r	er	bb	so	ab	bf	np
Jackson	3.1	3	5	4	4	4	13	17	85
Radford	3.2	6	4	3	3	1	18	22	75

Win - K. Rochard (6-3). Loss - Jackson (3-4). Save - None.
HBP - by Radford (G. Chavez); by K. Rochard (Zaluske). Inherited runners/scored: Radford 2/2. Pitches/strikes: K. Rochard 119/75; Jackson 85/45; Radford 75/41.

Umpires - HP: John Cambridge 1B: Allen Riggs 3B: Tom Oliver
Start: 12:50 pm Time: 2:23 Attendance: 222



VT Softball
NC A&T vs #24 Virginia Tech
Feb 22, 2020 at Mt. Pleasant, S.C. (Patriots Point)



NC A&T 0 (2-9)

Virginia Tech 16 (11-3)

Player	ab	r	h	rbi	bb	so	po	a	lob
FULLER,E cf	2	0	0	0	0	1	0	0	0
WILLIAMS,S 2b	2	0	0	0	1	1	0	0	0
CUTTS,H dp/p	2	0	0	0	2	0	0	0	0
WARELA,D c	1	0	0	0	1	0	1	2	0
BOYD,V 1b	1	0	0	0	0	4	0	0	0
COLE,T lf	2	0	0	0	2	3	0	0	0
PARKER,D 3b	2	0	0	0	1	0	0	1	0
SMITH,A ss	1	0	0	0	0	2	1	0	0
TERRY,M rf	1	0	0	0	0	1	0	0	0
BROWN,K p	0	0	0	0	0	0	0	0	0
DOUGLAS,K p	0	0	0	0	0	0	0	0	0
Totals	14	0	0	0	1	7	12	3	1

Player	ab	r	h	rbi	bb	so	po	a	lob
Kelsey Brown cf	3	2	2	0	0	1	0	0	0
Kayleigh Addington ph	1	0	0	0	0	1	0	0	0
Jayne Bailey 1b	1	2	1	1	0	0	4	0	0
Maddie Rountree ph/1b	2	1	0	0	0	0	0	1	1
Meredith Slaw dp	3	2	2	4	0	0	0	0	0
Kelsey Bennett 3b	3	2	2	5	0	0	0	0	0
Grayson Cruce c	1	0	0	0	1	0	8	1	0
Rebecca Ludwig pr	1	1	0	0	0	0	0	0	0
Ashley Whitley 2b	1	1	1	1	0	2	1	0	0
Ansel Whitley ph/ss	0	1	0	0	1	0	0	0	0
Al Velazquez rf	2	1	1	3	0	0	0	0	0
Kate Kobayashi lf	2	1	1	1	1	0	0	0	0
Maddi Banks ss/2b	2	2	2	0	0	1	2	0	0
Georgia Blair ph	1	0	0	0	0	0	0	0	0
Kaylee Hewitt p	0	0	0	0	0	0	1	0	0
Totals	23	16	12	15	4	2	15	6	1

Score by Innings

	1	2	3	4	5	R	H	E
NC A&T	0	0	0	0	0	0	0	2
Virginia Tech	2	0	12	2	X	16	12	0

E - PARKER,D(5); SMITH,A(7). LOB - NC A&T 1; Va. Tech 1. 2B - J. Bailey(4); M. Slaw 2(4). 3B - K. Bennett(1). HR - K. Bennett(4); A. Velazquez(1). HBP - J. Bailey. SH - BOYD,V(2). SF - A. Velazquez(1). SB - K. Brown 2(12); R. Ludwig(1); As. Whitley(3). CS - As. Whitley(2).

NC A&T	ip	h	r	er	bb	so	ab	bf	np
BROWN,K	2.0	6	8	8	2	0	11	14	39
DOUGLAS,K	1.0	5	7	2	1	1	8	10	39
CUTTS,H	1.0	1	1	1	1	1	4	5	17

Virginia Tech	ip	h	r	er	bb	so	ab	bf	np
Kaylee Hewitt	5.0	0	0	0	1	7	14	16	59

Win - K. Hewitt (5-0). Loss - BROWN,K (1-2). Save - None.
WP - CUTTS,H(4). HBP - by BROWN,K (J. Bailey). Inherited runners/scored: DOUGLAS,K 2/2; CUTTS,H 1/1. Pitches/strikes: BROWN,K 39/22; DOUGLAS,K 39/22; CUTTS,H 17/9; K. Hewitt 59/39.

Umpires - HP: Allen Riggs 1B: Tom Oliver 3B: John Cambridge
Start: 5:45 pm Time: 1:29 Attendance: 472
BROWN,K faced 6 batters in the 3rd.
DOUGLAS,K faced 1 batter in the 4th.



VT Softball
#24 Virginia Tech at Col. of Charleston
Feb 23, 2020 at Mt. Pleasant, S.C. (Patriots Point)



Virginia Tech 5 (12-3)

Col. of Charleston 0 (3-8)

Player	ab	r	h	rbi	bb	so	po	a	lob
Kelsey Brown lf	4	1	1	0	0	1	0	0	0
Darby Trull cf	2	0	0	0	2	1	0	0	0
Grace Chavez dp	3	0	1	1	0	0	0	0	0
Ansel Whitley pr	0	0	0	0	0	0	0	0	0
Rebecca Ludwig pr	0	0	0	0	0	0	0	0	0
Jayne Bailey 1b	4	1	0	0	0	3	0	1	0
Kelsey Bennett 3b	3	1	0	0	1	1	3	0	0
Al Velazquez rf	3	0	1	0					

SEASON STATS

Player	avg	gp-gs	ab	r	h	2b	3b	hr	rbi	tb	slg%	bb	hp	so	gdp	ob%	sf	sh	sb-att	po	a	e	fld%	
4 Darby Trull	.400	13-13	40	9	16	3	0	0	7	19	.475	5	0	9	0	.467	0	0	2-3	15	1	1	.941	
2 Jayme Bailey	.362	15-15	47	13	17	4	0	2	14	27	.574	4	4	5	1	.455	0	0	1-2	50	2	0	1.000	
21 Kelsey Brown	.358	15-14	53	15	19	0	1	1	6	24	.453	4	0	8	0	.404	0	0	13-14	16	1	1	.944	
8 Kelsey Bennett	.341	15-15	41	9	14	2	1	4	16	30	.732	11	0	10	1	.481	0	0	0-0	18	19	3	.925	
9 Al Velazquez	.206	13-10	34	9	7	2	0	1	9	12	.353	4	0	6	0	.282	1	1	2-2	9	0	0	1.000	
10 Olivia Lattin	.154	13-13	39	7	6	0	0	3	7	15	.385	5	0	6	0	.244	1	0	1-1	23	11	2	.944	

13 Kate Kobayashi	.800	11-1	5	5	4	0	0	0	2	4	.800	1	0	0	0	.833	0	0	2-2	1	0	1	.500	
16 Meredith Slaw	.467	10-2	15	3	7	4	0	0	9	11	.733	1	1	2	0	.529	0	0	1-1	0	0	0	.000	
12 Ashley Whitley	.462	12-4	13	6	6	2	0	1	6	11	.846	1	0	6	0	.500	0	0	3-5	19	3	0	1.000	
29 Maddi Banks	.393	14-12	28	13	11	0	1	3	7	22	.786	1	0	9	0	.414	0	0	2-2	13	20	4	.892	
18 Mackenzie Lawter	.385	10-10	26	8	10	1	0	1	5	14	.538	7	0	4	0	.500	1	0	1-1	98	8	1	.991	
28 Grace Chavez	.370	11-9	27	3	10	0	0	3	10	19	.704	6	1	5	0	.500	0	0	0-0	0	0	0	.000	
32 Grayson Cruce	.292	11-9	24	4	7	0	0	1	7	10	.417	6	0	5	0	.419	1	0	1-1	27	2	2	.935	
19 Maddie Rountree	.231	6-4	13	1	3	0	0	0	2	3	.231	2	0	4	0	.333	0	0	0-0	0	1	0	1.000	
14 Ansley Whitley	.125	7-4	8	5	1	0	0	0	0	1	.125	3	0	4	0	.364	0	0	2-2	2	5	1	.875	
25 Georgia Blair	.000	6-0	3	1	0	0	0	0	0	0	.000	0	0	1	0	.000	0	0	0-0	0	0	0	.000	
27 Rebecca Ludwig	.000	11-0	2	4	0	0	0	0	0	0	.000	0	0	1	0	.000	0	0	1-1	0	0	0	.000	
31 Kayleigh Addington	.000	1-0	1	0	0	0	0	0	0	0	.000	0	0	1	0	.000	0	0	0-0	0	0	0	.000	
33 Kaylee Hewitt	.000	8-7	0	0	0	0	0	0	0	0	.000	0	0	0	0	.000	0	0	0-0	0	3	0	1.000	
17 Molly Jacobson	.000	1-0	0	0	0	0	0	0	0	0	.000	0	0	0	0	.000	0	0	0-0	0	0	0	.000	
7 Keara Napoli	.000	2-0	0	0	0	0	0	0	0	0	.000	0	0	0	0	.000	0	0	0-0	0	0	0	.000	
3 Keely Rochar	.000	11-8	0	0	0	0	0	0	0	0	.000	0	0	0	0	.000	0	0	0-0	1	3	0	1.000	
Totals	.329	15	419	115	138	18	3	20	107	222	.530	61	6	86	2	.418	4	1	32-37	292	79	16	.959	
Opponents	.226	15	359	50	81	13	2	9	38	125	.348	51	5	132	2	.328	3	5	6-14	282	89	24	.939	

LOB - Team (96), Opp (83). DPs turned - Team (5), Opp (3).

(All games Sorted by Earned run avg)

Player	era	w-l	app	gs	cg	sho	sv	ip	h	r	er	bb	so	2b	3b	hr	b/avg	wp	hp	bk	sfa	sha
17 Molly Jacobson	0.00	0-0	1	0	0	0/0	0	2.0	1	0	0	0	1	0	0	0	.167	0	0	0	0	0
33 Kaylee Hewitt	2.16	5-0	8	7	3	1/1	0	32.1	23	15	10	32	32	4	0	1	.209	8	1	0	0	2
3 Keely Rochar	2.78	7-3	11	8	7	0/1	1	63.0	57	35	25	19	99	9	2	8	.235	5	4	0	3	3
Totals	2.52	12-3	15	15	10	2/1	1	97.1	81	50	35	51	132	13	2	9	.226	13	5	0	3	5
Opponents	6.40	3-12	15	15	2	0/0	1	94.0	138	115	86	61	86	18	3	20	.329	15	6	0	4	1

PB - Team (1), M. Lawter 1, Opp (5). Pickoffs - Team (1), M. Lawter 1. SBA/ATT - M. Lawter (4-11), K. Hewitt (3-9), K. Rochar (3-5), As. Whitley (2-2), G. Cruce (0-1).

Player	c	po	a	e	fld%	dp	sba	csb	sba%	pb	ci
2 Jayme Bailey	52	50	2	0	1.000	4	0	0	---	0	0
12 Ashley Whitley	22	19	3	0	1.000	0	2	0	1.000	0	0
9 Al Velazquez	9	9	0	0	1.000	0	0	0	---	0	0
3 Keely Rochar	4	1	3	0	1.000	0	3	2	.600	0	0
33 Kaylee Hewitt	3	0	3	0	1.000	0	3	6	.333	0	0
19 Maddie Rountree	1	0	1	0	1.000	0	0	0	---	0	0
18 Mackenzie Lawter	107	98	8	1	.991	0	4	7	.364	1	0
10 Olivia Lattin	36	23	11	2	.944	2	0	0	---	0	0
21 Kelsey Brown	18	16	1	1	.944	0	0	0	---	0	0
4 Darby Trull	17	15	1	1	.941	0	0	0	---	0	0
32 Grayson Cruce	31	27	2	2	.935	0	0	1	.000	0	0
8 Kelsey Bennett	40	18	19	3	.925	2	0	0	---	0	0
29 Maddi Banks	37	13	20	4	.892	3	0	0	---	0	0
14 Ansley Whitley	8	2	5	1	.875	0	0	0	---	0	0
13 Kate Kobayashi	2	1	0	1	.500	0	0	0	---	0	0
27 Rebecca Ludwig	0	0	0	0	.000	0	0	0	---	0	0
25 Georgia Blair	0	0	0	0	.000	0	0	0	---	0	0
31 Kayleigh Addington	0	0	0	0	.000	0	0	0	---	0	0
7 Keara Napoli	0	0	0	0	.000	0	0	0	---	0	0
17 Molly Jacobson	0	0	0	0	.000	0	0	0	---	0	0
28 Grace Chavez	0	0	0	0	.000	0	0	0	---	0	0
16 Meredith Slaw	0	0	0	0	.000	0	0	0	---	0	0
Totals	387	292	79	16	.959	5	6	8	.429	1	0
Opponents	395	282	89	24	.939	3	32	5	.865	5	0






2
Jayme BAILEY
U | 5-5 | So.
Scott Depot, W.Va.
JAY-me



3
Keely ROCHARD
P | 5-8 | Jr.
Williamsburg, Va.
KEY-lee row-SHARD



4
Darby TRULL
OF | 5-3 | Jr.
Fort Mill, S.C.



7
Keara NAPOLI
P | 5-6 | Jr.
Alpharetta, Ga.
KEER-uh



8
Kelsey BENNETT
IF | 5-5 | So.
Jefferson, Ga.



9
Al VELAZQUEZ
OF | 5-5 | Jr.
Aurora, Colo.
Vuh-LAZ-kez



10
Olivia LATTIN
2B | 5-6 | r-Sr.
Kingston, N.Y.



11
Cana DAVIS
OF | 5-9 | Jr.
Harrisonburg, Va.
KAY-nuh



12
Ashley WHITLEY
U | 6-1 | Fr.
Buena Vista, Ga.



13
Kate KOBAYASHI
OF | 5-5 | Fr.
Kansas City, Mo.
Kob-ugh-YASH-ee



14
Ansley WHITLEY
U | 6-1 | Fr.
Buena Vista, Ga.



15
Emma YATES
C | 5-6 | Fr.
Fairfax Station, Va.



16
Meredith SLAW
IF | 5-11 | So.
Warsaw, Va.



17
Molly JACOBSON
P | 6-0 | Fr.
Waukee, Iowa



18
Mackenzie LAWTER
C | 5-5 | Jr.
South Boston, Va.



19
Maddie ROUNTREE
IF | 5-11 | Fr.
Smithfield, Va.



21
Kelsey BROWN
OF | 5-6 | So.
Haymarket, Va.



25
Georgia BLAIR
IF | 5-4 | Fr.
Douglasville, Ga.



27
Rebecca LUDOWIG
IF | 5-10 | Fr.
Ashburn, Va.
LUD-oh-wig



28
Grace CHAVEZ
C | 5-9 | So.
Las Vegas, Nev.
SHAW-vez



29
Maddi BANKS
U | 5-6 | So.
Bettendorf, Iowa



31
Kayleigh ADDINGTON
C | 5-7 | Jr.
Lexington, Va.



32
Grayson CRUCE
IF | 5-4 | Fr.
Loganville, Ga.



33
Kaylee HEWITT
P | 6-2 | Fr.
Murfreesboro, Tenn.



Pete D'AMOUR
Head Coach
Second Season
Duh-More



Kirin KUMAR
Assistant Coach
Second Season
Kier-in



Doug GILLIS
Assistant Coach
Second Season



Andrew STOVER
Volunteer Assistant
First Season



Sami FAGAN
Graduate Assistant
Second Season



Caitlyn NOLAN
Student Assistant
First Season

