

VT HOKIES

2019-20 Virginia Tech Men's Basketball Game Notes

Game Info

Sunday, March 1 | Game 29 | 6 p.m. ET
KFC Yum! Center | Louisville, Ky.
UofL Senior Day

INFORMATION

Virginia Tech
Hokies



Record.....15-13, 6-11 ACC
Starters R/L.....1/4
Head Coach.....Mike Young
Record at School (Years).....15-13 (1st)

No. 11/10 Louisville



Cardinals

Record.....23-6, 14-4 ACC
Starters R/L.....3/2
Head Coach.....Chris Mack
Record at School (Years).....43-20 (2nd)

NUMBERS TO KNOW

1

• Comitting just seven turnovers against the No. 1 scoring defense in the land this Wednesday, including only two in the second half, the Hokies rank No. 1 in miscues a game (9.6).

2

• Tech is one of only two schools (Memphis) to boast four freshmen that average over 8.0 points per game, with Nolley (16.6), Radford (10.3), Alleyne (9.1) and Cone (8.0).

15

• The Hokies and Cardinals rivalry began back in the Metro Conference days in the late 70s and it was pretty much all UofL. Tech is currently on a 15-game losing streak to the Cards.

PROJECTED STARTERS (Based off last game)

#	Name	P	R	A	B	S
1	Isaiah Wilkins (G)	4.5	2.8	1.4	0.1	0.8
3	Wabissa Bede (G)	5.4	3.8	5.6	0.4	1.1
4	Nahiem Alleyne (G)	9.1	2.4	1.5	0.2	0.3
21	John Ojiako (F)	2.9	2.7	0.1	0.8	0.2
23	Tyrece Radford (G)	10.3	6.3	1.6	0.4	1.0

On the Call

Dave O'Brien (Pxp)
Jordan Cornette (Analyst)
Katie George (Sideline)



AT THE RIM

- After playing three teams in a row for the second time this season, the Virginia Tech men's basketball team will face a new foe in No. 11/10 Louisville on Sunday at 6 p.m. ET.
- The last time these two faced off, the Cardinals came into Blacksburg last February and won 72-64. (More on page 5)
- Tech on Sunday will be trying to accomplish something that hasn't happened since 1991, a win for the Hokies. The Cards own the all-time series 34-8, dating back to 1979.
- This will be Mike Young's first game vs. UofL, but his third vs. Chris Mack. They are 1-1 vs. each other when they were at Wofford & Xavier. Mack won a triple OT thriller the first time in 2010, while Young won 56-55 last time (2012).

WHO TO WATCH



- Coming off a career-low three points at then-No. 6/6 Duke, Lancers Nolley got back to his ways with a team-high 13 points against Virginia.
- Nolley was smooth from the free-throw line, with going 6 of 6, and pulled down a team-best five boards.

• Forward P.J. Horne, who was 0 for 4 in the first half versus Virginia, got into a rhythm in the final 20 minutes, knocking down three 3-pointers.

• The junior now has five games of hitting three or more 3s this year. He made just one triple last season.



LAST TIME OUT

- Tech couldn't get it going offensively in the first half with just 11 points, but erased a 15-point halftime deficit in the second half, taking the lead momentarily but would fall at home off a UVA 3-pointer with two ticks left to lose by three points, 56-53.

Schedule

NOVEMBER

5	AT CLEMSON* (ESPNU)	W, 67-60
8	COPPIN STATE (ACCNX)	W, 74-42
13	USC UPSTATE (ACCNX)	W, 80-57
16	LEHIGH (ACCNX)	W, 79-53
20	DELAWARE STATE (ACCNX)	W, 100-64
25	(1) vs. No. 3/3 MICHIGAN STATE (ESPN2)	W, 71-66
26	(1) vs. [RV/--] DAYTON (ESPN)	L, 89-62
27	(1) vs. BYU (ESPN2)	L, 90-77

DECEMBER

6	No. 10/8 DUKE* (ACCN)	L, 77-63
11	CHATTANOOGA (ACCN)	W, 63-58
15	GARDNER-WEBB (ACCNX)	W, 73-46
21	VMI (ACCN)	W, 64-55
29	MARYLAND EASTERN SHORE (RSN)	W, 92-37

JANUARY

4	AT No. 19/19 VIRGINIA* (RSN)	L, 65-39
7	AT SYRACUSE* (ACCN)	W, 67-63
11	NC STATE* (RSN)	W, 72-58
14	AT WAKE FOREST* (ACCN)	W, 80-70
18	SYRACUSE* (RSN)	L, 71-69
22	NORTH CAROLINA* (ACCN)	W, 79-77 (2OT)
25	AT BOSTON COLLEGE* (ESPN)	L, 61-56
28	AT MIAMI (FLA.)* (ACCN)	L, 71-61

FEBRUARY

1	No. 5/6 FLORIDA STATE* (RSN)	L, 74-63
4	AT GEORGIA TECH* (ACCN)	L, 57-76
8	BOSTON COLLEGE* (RSN)	L, 77-73 (OT)
15	PITT* (ACCN)	W, 67-57
19	MIAMI (FLA.)* (RSN)	L, 102-95 (3OT)
22	AT No. 6/6 DUKE* (ESPN2)	L, 88-64
26	[RV/RV] VIRGINIA* (ESPN2)	L, 56-53

MARCH

1	AT No. 11/10 LOUISVILLE* (ACCN)	6 P.M.
4	CLEMSON* (ACCN)	7 P.M.
7	AT NOTRE DAME* (ACCN)	2 P.M.
10-14	(2) vs. TBA (ESPN/ESPN2/ACCN)	TBA

* ACC GAME | AP POLL RANKING/COACHES POLL RANKING

- 1 - MAUI JIM MAUI INVITATIONAL (MAUI, HAWAII)
- 2 - ACC TOURNAMENT (GREENSBORO, N.C.)

VIRGINIA TECH CONTACT INFO

Lance Dozier | Phone: (507) 993-1898 | Email: lance17@vt.edu
Assistant Director, Strategic Communications
Matt Johnson | Phone: (336) 692-2690 | Email: mattj3@vt.edu
Student Assistant, Strategic Communications

Social



@HokiesMBB



@HokiesMBB



/HokieSports



AP Top 25 Poll - Week 17

Feb. 24 | *Opponents in italics*

#	Team (1st place)	Record	Points
1	Kansas (62)	24-3	1598
2	Baylor (2)	24-2	1532
3	Gonzaga	27-2	1442
4	Dayton	25-2	1413
5	San Diego State	26-1	1287
6	Florida State	23-4	1247
7	Duke	23-4	1186
8	Kentucky	22-5	1130
9	Maryland	22-5	1124
10	Creighton	22-6	986
11	Louisville	23-5	966
12	Villanova	21-6	928
13	Seton Hall	20-7	842
14	Oregon	21-7	653
15	Auburn	23-4	643
16	Penn State	20-7	618
17	BYU	23-7	598
18	Iowa	19-8	489
19	Michigan	18-9	329
20	West Virginia	19-8	313
21	Colorado	21-7	291
22	Texas Tech	18-9	226
23	Ohio State	18-9	210
24	Michigan State	18-9	160
25	Houston	21-7	102

Receiving Votes: Arizona State 95, Illinois 82, Arizona 71, Butler 51, Virginia 50, Marquette 41, Stephen F. Austin 29, LSU 24, ETSU 13, Utah State 9, Florida 8, Wisconsin 7, New Mexico State 2, Liberty 2, UNI 2, UCLA 1

Coaches' Top 25 Poll - Week 17

Feb. 24 | *Opponents in italics*

#	Team (1st place)	Record	Points
1	Kansas (30)	24-3	798
2	Baylor (2)	24-2	760
3	Dayton	25-2	723
4	Gonzaga	27-2	704
5	San Diego State	26-1	631
6	Florida State	23-4	597
7	Duke	23-4	579
8	Maryland	22-5	553
9	Kentucky	22-5	543
10	Louisville	23-5	531
11	Creighton	22-6	462
12	Villanova	21-6	449
13	Seton Hall	20-7	423
14	Penn State	20-7	318
15	Auburn	23-4	316
16	Oregon	21-7	276
17	Iowa	19-8	264
18	BYU	23-7	240
19	West Virginia	19-8	194
20	Colorado	21-7	155
21	Texas Tech	18-9	153
22	Michigan	18-9	139
23	Ohio State	18-9	132
T-24	Arizona	19-8	118
T-24	Michigan State	18-9	118

Receiving Votes: Houston 58, Butler 48, Arizona State 27, Illinois 25, Marquette 19, Virginia 13, LSU 12, Saint Mary's 7, ETSU 6, UNI 3, Wisconsin 3, Stephen F. Austin 3

OUR NAME

When referring to our name, we ask that you use Virginia Tech, Hokies or Tech - and not 'Vah Tech'. Thank you!

GENERAL INFORMATION

University Name	Virginia Tech
Location	Blacksburg, Va.
Founded	1872
Enrollment	34,000
President	Dr. Timothy Sands
Director of Athletics	Whit Babcock
Nickname	Hokies
Mascot	Hokie Bird
Colors	Chicago Maroon and Burnt Orange
Affiliation	NCAA Division I
Conference	Atlantic Coast
Home Court	Cassell Coliseum
Capacity	9,275

INFORMATION

2018-19 Record	26-9
Conference Record/Finish	12-6 (5th in ACC)
Starters Returning/Lost	1/4
Letterwinners Returning/Lost	4/5
Newcomers	8 (4 freshmen, 2 redshirts, 1 transfer, 1 walk-on)

STAFF

Head Coach	Mike Young (Emery & Henry, 1986)
Virginia Tech Record/Years	15-13 / First season
Overall Record/Years	314-257 / 18 years
Associate Head Coach	Chester Frazier (Illinois, 2009)
Assistant Coach	Antwon Jackson (Pikeville, 1993)
Assistant Coach	Christian Webster (Harvard, 2013)
Chief of Staff	Stephanie Ballein (Virginia Tech, 1990, 1995)
Special Assistant to the Head Coach	Kevin Giltner (Wofford, 2012)
Special Assistant for Recruiting	Matt Olinger (Liberty, 2007)
Director of Player Personnel	Ryan Nadeau (Michigan State, 2016)
Director, Sports Medicine	Hisham Ziyout (Salisbury, 2015)
Coordinator of Basketball Relations	Ace Custis (Virginia Tech, 1997)
Senior Director, Strength & Conditioning	David Land (App State, 2011)
Assistant Director, Equipment Services	Bruce Garnes (Virginia Tech, 1994, 1996)
Graduate Assistant	Chakiris Moss (Greensboro, 2013)
Graduate Assistant	Will Stigall (Wofford, 2019)
Administrative Assistant	Isabelle Schneiderman (Virginia Tech, 2019)

ROSTER

No.	Name	Pos.	Ht.	Wt.	Cl.	Hometown	High School/Last School
0	Hunter Cattoor	G	6-3	205	Fr.	Orlando, Fla.	Bishop Moore
1	Isaiah Wilkins	G	6-4	225	So.	Winston-Salem, N.C.	Mount Tabor
2	Landers Nolley II	G/F	6-7	225	r-Fr.	Atlanta, Ga.	Langston Hughes
3	Wabissa Bede	G	6-0	200	Jr.	North Andover, Mass.	Cushing Academy
4	Nahiem Alleyne	G	6-3	195	Fr.	Buford, Ga.	Mountain View
10	Jonathan Kabongo	G	6-4	195	So.	Toronto, Canada	Thornlea Secondary
11	Brendan Palmer	G	6-4	195	So.	Winston-Salem, N.C.	Forsythe Country Day
13	Grant Yates	F	6-8	210	So.	Gainesville, Va.	Battlefield/Christopher Newport
14	P.J. Horne	F	6-6	225	Jr.	Tifton, Ga.	Tift County
15	Jalen Cone	G	5-10	170	Fr.	Walkertown, N.C.	Walkertown
21	John Ojiako	F	6-10	240	Fr.	Lagos, Nigeria	Admiral Farragut
22	Keve Aluma	F	6-9	240	Jr.	Berlin, Md.	Stephen Decatur/Wofford
23	Tyrece Radford	G	6-1	205	r-Fr.	Baton Rouge, La.	McKinley
24	Branden Johnson	F	6-8	230	Gr.	Garfield Heights, Ohio	Garfield Heights/Alabama St.
25	Ryan Payne	F	6-8	220	Jr.	Mechanicsville, Va.	Hanover

PRONUNCIATIONS

Nahiem Alleyne	na-HEEM ah-LEAN	Jonathan Kabongo	kuh-BONGO
Keve Aluma	Kev-aye	Landers Nolley II	NAH-lee
Wabissa Bede	wa-BEE-sah BEE-dee	John Ojiako	OH-gee-ah-co
Hunter Cattoor	cuh-TOUR	Tyrece Radford	TIE-reese





2019-20 ACC Standings

#	Team	Overall	ACC	Pct.
1.	No. 6/6 Florida State	24-4	14-3	.824
2.	No. 11/10 Louisville	23-6	14-4	.778
3.	No. 7/7 Duke	23-5	13-4	.763
4.	[RV/RV] Virginia	20-7	12-5	.706
5.	Syracuse	16-12	9-8	.529
	Notre Dame	18-10	9-8	.529
7.	NC State	17-11	8-9	.471
	Georgia Tech	14-14	8-9	.471
	Clemson	14-13	8-9	.471
10.	Boston College	13-16	7-11	.389
11.	Miami (Fla.)	14-13	6-11	.353
	Virginia Tech	15-13	6-11	.353
13.	Pitt	15-14	6-12	.333
14.	Wake Forest	12-15	5-12	.294
15.	North Carolina	11-17	4-13	.235

2019-20 Preseason ACC Coaches' Poll

#	Team (First-place votes)	Points
1.	Duke (51)	1564
2.	North Carolina (19)	1493
3.	Louisville (29)	1448
4.	Virginia (12)	1405
5.	Florida State	1157
6.	NC State	1038
7.	Notre Dame	915
8.	Syracuse	910
9.	Miami (Fla.)	768
10.	Pitt	577
11.	Clemson	564
12.	Georgia Tech	437
13.	Boston College	382
14.	Virginia Tech	334
15.	Wake Forest	328

Preseason All-ACC Team

First Team

Jordan Nwora, Louisville, 95
 Tre Jones, Duke, 89
 Cole Anthony, North Carolina, 81
 John Mooney, Notre Dame, 51
 Mamadi Diakite, Virginia, 49

Second Team

Markell Johnson, NC State, 39
 Vernon Carey Jr., Duke, 19
 Chris Lykes, Miami, 18
 Garrison Brooks, North Carolina, 11
 Trent Forrest, Florida State, 11

Preseason ACC Freshman of the Year

Cole Anthony, North Carolina, 89
 Vernon Carey Jr., Duke, 8
 Wendell Moore Jr., Duke, 5
 Casey Morsell, Virginia, 3
 Cassius Stanley, Duke, 3
 Matthew Hurt, Duke, 3

Preseason ACC Player of the Year

Jordan Nwora, Louisville, 55
 Cole Anthony, North Carolina, 31
 Tre Jones, Duke, 19
 John Mooney, Notre Dame, 3
 Mamadi Diakite, Virginia, 2
 Markell Johnson, NC State, 1

A WIN WOULD

- Snap a three-game slide on the season and a 15-game losing streak to the Cardinals (last W in '91).
- Give the Hokies their second ranked win of the season (then-No. 3/3 Michigan State) and their first ACC ranked win in the Mike Young era. Young is 1-4 versus ranked foes since his arrival to Tech.
- Make the Hokies 11-83 all-time on the road versus ranked opponents and their first ranked road win since last year at then-No. 23/22 NC State, 47-24.

RECAPPIN' VIRGINIA

- Tech got punched in the face in the first half, tallying only 11 points to mark its fewest in either the first or second half since it joined the ACC in 2004.
- The previous low for either half was 13 points versus Duke on Jan. 4, 2009.
- However, Tech got it going in the second half and exploded for 42 points in the near victory. The 42 points are tied for the second-most given up by Virginia in either half this season (UofL, 44).
- And a big reason why for the success on offense in the final 20 minutes was because Tech got hot from downtown, hitting eight 3-pointers. The eight 3s were the most in either half since Jan. 18 of this season when the Hokies fell 71-69 to Syracuse.
- The loss marked Tech's first this season when holding an opponent to under 59 points (9-1).

A TALE OF TWO CITIES

- As mentioned above, it was quite the difference in offensive output for Tech in the first and second half against Virginia - 31 points to be exact.
- The 31 points (42 minus 11) were tied for the second-largest point differential from the first to second half in the ACC era (2004) for Tech.
- The tie is with Tech's Jan. 28, 2012 matchup with Maryland and the top mark was against The Citadel on Dec. 17, 2016 with a 33-point differential.

BENCH MOB

- The Hokies' bench has scored 30 points in three straight ACC games (Miami, Duke, UVA), which is something that has happened only twice in the ACC era. They had an ACC-high 36 points vs. UVA.
- The other occasion took place in 2015 during a four-game stretch (UVA, Pitt, WF, 'Cuse).
- It also marked the second time this season the Hokies have done so, accomplishing the feat against Gardner-Webb, VMI and UMES.
- It's only happened seven times since '04.

GOOD THINGS COME TO AN END

- After guard Nahiem Alleyne did not knock down one from 3-point land versus Virginia Wednesday, it snapped his 13-game streak of making at least one.
- Before the matchup with the Cavaliers, that was the longest active streak in the ACC. Now, it's tied for the sixth-longest in the league and is tied with a guy he'll likely guard on Sunday in Ryan McMahan.

Player	Consecutive Gs w/ a 3
Dejan Vasilijevic (Miami)	20
Elijah Hughes (Syracuse)	19
Buddy Boenheim ('Cuse)	18
Jordan Nwora (Louisville)	17
Ryan McMahan (UofL)	13
Nahiem Alleyne (VT)	13

A NEW RECORD

- Before the season, Dell Curry had the most shot attempts by a Hokie freshman with 417.
- But after Tech's last game versus Virginia, Landers Nolley now has the record for most field-goal attempts by a Tech freshman with 421.
- Nolley is averaging 15.0 shots per game and 15.8 in ACC games.

LEADIN' OFF THE BENCH

- Last Saturday in Durham, the Hokies had two players score in double figures off the bench, with Isaiah Wilkins (11 points) and Hunter Cattoor (10) accomplishing the feat.
- That marked the first time since Jan. 25 at Boston College two reserves had done so and the third time in ACC play (at Wake Forest, Jan. 14).
- Interestingly enough, Tech has done it seven times in the Mike Young era, while it did not happen at all last year and just once the year before in 2017-18 (vs. Iowa in ACC/B1G Challenge).

RECAPPIN' DUKE

- Tech gave up a 3-pointer on Duke's first possession and the Blue Devils would lead for the rest of the game, cruising to a 24-point victory.
- The Hokies had three players in double figures scoring, while the bench combined for quite a bit of minutes (85 of the 200) on its way to scoring 33, which was its then-most in an ACC game this season.
- Duke was able to keep the Hokies in check offensively, as they were only able to muster six straight points in their longest run of the game (8:11, 2H).
- Though it was Tech's seventh time this season of losing a double-digit game, it had a +5 assist-turnover ratio (13 AST, 8 TO), which is one of its highest ratios (4th-highest out of 17 games) in ACC play this season.

LITTLE BUMPY, BUT STEADY AFTER

- Similar to when a teenager gets quite a bit of acne and eventually gets it under control as they get older, the Hokies had a similar story against Miami (Fla.) in the turnover department.
- Tech had seven miscues in the opening 20 minutes against the Hurricanes, but had just one (!) the rest of the way, which was 35 minutes - almost an entire game itself.
- Reminiscent of their game versus Maryland Eastern Shore on Dec. 29 when they had zero turnovers the first 35 minutes before coughing up two the final five minutes, Tech's one of the best of the nation of limiting TOs - hence the best average in the country at 9.6.

LAST TIME UPDATE

- The last time section of the notes took a dent after the triple-overtime thriller versus Miami (Fla.) that got over at 11:46 p.m.
- The Hokies scored 90-plus points for the second time this season and first since their 55-point win over Maryland Eastern Shore on Dec. 29, 92-37.
- On the other end of the spectrum, Tech gave up over 100 points for the first time since Jan. 21, 2019 at North Carolina, a 103-82 loss. Fourty-two games had passed in between that time frame.
- The last time two Hokies scored 20 points in the same game takes you back to Jan. 14 at Wake Forest, when both Landers Nolley and Tyrece Radford had 21.



LAST TIME TEAM...

Tech scored 100 points and won: 103-79, vs. Washington, 11-17-17
 Tech scored 100 points and lost: 100-104 2OT vs. Maryland, 2-27-10
 Tech played in overtime: 79-77, 2OT, vs. North Carolina, 1-22-20
 Tech played in consecutive overtime games: 82-77 vs. UAB, 11-28-15 & 79-81 vs. Northwestern, 12-1-15
 Tech played 2 OT: 79-77, 2OT, vs. North Carolina, 1-22-20
 Tech played 3 OT: 95-102, 3OT, vs. Miami (Fla.), 1-19-20
 Tech scored 100+ points: 100-64 vs. Delaware State, 11-20-19
 Tech scored 90-99 points: 95-102, 3OT, vs. Miami (Fla.), 1-19-20
 Tech scored 80-89 points: 80-70 at Wake Forest, 1-14-20
 Tech scored 70-79 points: 73-77 vs. Boston College, 2-8-20
 Tech scored 60-69 points: 64-88 at No. 6/6 Duke, 2-22-20
 Tech scored 50-59 points: 53-56 vs. [RV/RV] Virginia, 2-26-20
 Tech scored 40-49 points: 47-24 at NC State, 2-2-19
 Tech scored 30-39 points: 39-65 at No. 19/19 Virginia, 1-4-20
 Tech scored 20-29 points: 27-40 at McGuire Hospital, 2-2-46
 Tech scored 10-19 points: 16-45 at Virginia, 1-30-39
 Tech scored less than 10 points: 9-29 vs. North Carolina, 1-12-35
 Tech allowed 100+ points: 95-102, 3OT, vs. Miami (Fla.), 1-19-20
 Tech allowed 90-99 points: 77-90 vs. BYU, 11-27-19
 Tech allowed 80-89 points: 64-88 at No. 6/6 Duke, 2-22-20
 Tech allowed 70-79 points: 73-77 vs. Boston College, 2-8-20
 Tech allowed 60-69 points: 56-61 at Boston College, 1-25-20
 Tech allowed 50-59 points: 53-56 vs. [RV/RV] Virginia, 2-26-20
 Tech allowed 40-49 points: 73-46 vs. Gardner-Webb, 12-15-19
 Tech allowed 30-39 points: 92-37 vs. Maryland Eastern Shore, 12-29-19
 Tech allowed 20-29 points: 47-24 at NC State, 2-2-19
 Tech allowed 10-19 points: 60-19 vs. Lynchburg College, 1-9-46
 Tech allowed less than 10 points: 28-9 vs. Hampden-Sydney, 1-17-23
 Tech scored at least 60 points in a half: 66, 2nd half, vs. The Citadel, 11-12-17
 Largest margin of victory: 83 points vs. Randolph Macon Academy, 87-4, 1-10-1911
 Largest margin of victory in an ACC game: 29 points vs. Wake Forest, 94-65, 1-15-11
 Tech defeated a ranked opponent on the road: 47-24 at No. 23/22 NC State, 2-2-19
 Tech defeated a ranked opponent at home: 77-72 vs. No. 3/2 Duke, 2-26-19
 Tech defeated a ranked opponent on a neutral court: 71-66 vs. No. 3 Michigan State, 11-25-19, Maui
 Tech defeated a defending national champion: 80-69 vs. North Carolina, 1-22-18
 Tech held opponent without a double-figure scorer: 65-47 vs. Miami, ACC Tournament, 3-12-09
 No Tech player scored in double figures: 41-57 vs. Temple, 2-25-96
 Tech had six players score in double figures: at Boston College, 2-25-17
 Tech had seven players score in double figures: vs. The Citadel, 12-17-16
 Tech did not make a 3-point field goal: at Providence, 2-1-03
 Tech's opponent did not make a 3-point field goal: at NC State, 2-10-10
 Tech did not shoot a free throw in the first half: vs. No. 5/6 Florida State, 2-4-20
 Tech did not shoot a free throw in the second half: vs. Virginia, 12-5-10
 Tech's opponent did not shoot a free throw: vs. VMI, 12-21-19
 Tech held an opponent under 10 points in a half: 9 points, vs. Eastern Michigan, 12-22-11
 Tech held an opponent under 20 points in a half: 12 points, vs. Coppin State, 11-8-19
 Tech had double figures in blocked shots: 13, 87-82, vs. West Virginia, 11-12-13
 Tech came back from a double-figure deficit to win: 12 points vs. North Carolina, 1-22-20
 Lost a double-digit lead: 12 points vs. Boston College, 2-8-20
 Tech led by 20 or more points at half time of a game: 23 points vs. Maryland Eastern Shore, 12-29-19
 Tech had 20-29 assists in a game: 21 vs. Pitt, 2-15-20
 Tech had 30 or more assists: 36 vs. The Citadel, 11-12-17
 Tech won a neutral-court game (no tourney): 73-61 vs. Washington (Atlantic City, N.J.), 12-15-18
 Tech held a team under 20 percent from the field: 16.7% at NC State, 2-2-19
 Tech won an NCAA Tournament game: 67-58 vs. Liberty (NCAA Tournament), 3-24-19

LAST TIME PLAYER...

A Tech player recorded a triple-double: Chris Clarke (13 pts./12 rebs./10 ast.) vs. The Citadel, 12-17-16
 Two Tech players recorded double-doubles in a game: Landers Nolley II (18 pts./12 rebs.) & Tyrece Radford (26 pts./10 rebs.) vs. Miami (Fla.), 2-19-20
 Two Tech players recorded double-doubles in consecutive games: vs. UNC, ACC Tournament, 3-13-09 and vs. Duquesne, NIT, 3-18-09
 Tech player had five or more steals: Nickeil Alexander-Walker (6) vs. Miami (Fla.), 1-30-19
 Tech player had 10 or more assists in a game: Wabissa Bede (10) vs. Delaware State, 11-20-19
 Tech player had 20 or more rebounds in a game: Jeff Allen (21) vs. Longwood, 12-14-08
 Two Tech players had double figures in rebounds: Landers Nolley II (12 rebs.) & Tyrece Radford (10 rebs.) vs. Miami (Fla.), 2-19-20
 Two Tech players had five or more assists: Wabissa Bede (6) & Tyrece Radford (5) vs. UMES 12-29-19
 Three Tech players had five or more assists: Chris Clarke (10) Justin Robinson (6), Seth Allen (6) vs. The Citadel, 12-17-16
 Four Tech players had five or more assists: Kerry Blackshear (8), Devin Wilson (7), Justin Robinson (7), Chris Clarke (5) vs. The Citadel, 11-12-17
 Three Tech players had five or more 3-pointers: Nahiem Alleyne (5), Jalen Cone (5), Isaiah Wilkins (5) vs. Delaware State, 11-20-19
 Two Tech players scored 20 or more points: Tyrece Radford (26 points) & Jalen Cone (20 points) vs. Miami (Fla.), 2-19-20
 Three Tech players scored 20 or more points: Nickeil Alexander-Walker (25 points), Ahmed Hill (23 points) and Justin Robinson (23 points) vs. Purdue, 11-18-18
 Same two Tech players scored 20 or more points in consecutive games: Nickeil Alexander-Walker & Kerry Blackshear Jr., 11-10 & 11-12-17
 Tech freshman scored 20 or more points in a game: Tyrece Radford (26 points) & Jalen Cone (20) vs. Miami (Fla.), 2-19-20
 Two Tech freshmen scored in double figures in a game: Tyrece Radford (16 points), Hunter Cattoor (10) at No. 6/6 Duke, 2-22-20
 Three Tech freshmen scored in double figures in a game: Tyrece Radford (26 points), Jalen Cone (20) Landers Nolley (18) vs. Miami (Fla.), 2-19-20
 Four Tech freshmen scored in double figures in a game: Landers Nolley II (21 points), Tyrece Radford (21) Jalen Cone (15) and Nahiem Alleyne (10) at Wake Forest, 1-14-20
 Tech player scored 30-39 points in a game: 30, Landers Nolley at Clemson, 11-5-19
 Tech player scored 40-49 points in a game: 41, Dorenzo Hudson vs. Seton Hall, 1-2-10
 Tech player scored 50+ points in a game: 51, Binbo Coles vs. Southern Miss., 2-6-88
 Tech player had consecutive double-doubles: Kerry Blackshear Jr., 2-18-19, 2-23-19 & 2-26-19
 Tech player had three consecutive double-doubles: Kerry Blackshear Jr., 2-18-19, 2-23-19 & 2-26-19
 Tech freshman had consecutive double-doubles: Kerry Blackshear Jr., 12-13-15 & 12-19-15
 Tech allowed a triple-double: Dennis Smith Jr. (27 pts., 11 rebs., 11 assists), at NC State, 1-4-17
 Tech had a walk-on score in double figures: Christian Beyer, 13 pts., vs. Alabama A&M, 12-14-14

What's a Hokie?



The answer leads all the way back to 1896 when Virginia Agricultural and Mechanical College changed its name to Virginia Polytechnic Institute. With the change came the necessity for writing a new cheer and a contest for such a purpose was held by the student body.

Senior O.M. Stull won first prize for his "Hokie" yell which is still used today. Later, when asked if "Hokie" had any special meaning, Stull explained the word was solely the product of his imagination and was used only as an attention-getter for his yell. It soon became a nickname for all Tech teams and for those people loyal to Tech athletics.

The official university school colors - Chicago Maroon and Burnt Orange - also were introduced in 1896. The colors were chosen by a committee because they made a 'unique combination' not worn elsewhere at the time. The official definition of "hokie" is "a loyal Virginia Tech Fan".

VIRGINIA TECH PRODUCTION LOST

Minutes	74%
Points	84%
FGA	82%
FTA	89%
Rebounds	77%



► All most in ACC

'19 CLASS OF HIGH-MAJOR COACHES

- Out of the seven high-major conferences (ACC, American, BIG EAST, B1G, Big 12, Pac-12 and SEC), there are 14 new head coaches for the 2019-20 season.
- Virginia Tech coach Mike Young is just one of six coaches that were a mid-major coach to jump up to the big leagues, joining Alabama's Nate Oats (Buffalo), Arkansas' Eric Musselman (Nevada), Tulane's Ron Hunter (Georgia State) and Washington State's Kyle Smith (San Francisco).
- Of the 14 new coaches, Young was the longest-tenured coach to leave, following his 17-year stint as the head guy at Wofford.
- The NBA saw three of its coaches jump into the college ranks, with Michigan's Juwon Howard (Miami Heat), Nebraska's Fred Hoiberg (Chicago Bulls) and Vanderbilt's Jerry Stackhouse (Memphis Grizzlies).
- In this cycle, only one assistant coach was promoted from within and that was Temple's Aaron McKie, who served as an assistant under Fran Dunphy for five seasons in Philadelphia.
- While former Hokie coach Buzz Williams, who is now at Texas A&M, was one of just two coaches this offseason to jump ship and go high-major for high-major, with UCLA's Mick Cronin (Cincinnati) being the other.
- A full breakdown of the 14 coaches this cycle is below, with the SEC welcoming the most among the seven leagues with four. The Big 12 was the lone conference not to have a new head coach this offseason.

School	Name	Previous Team
Alabama	Nate Oats	Buffalo (HC)
Arkansas	Eric Musselman	Nevada (HC)
Cal	Mark Fox	*Georgia (HC)
Cincinnati	John Brannen	Northern Kentucky (HC)
Michigan	Juwon Howard	Miami Heat (NBA Assistant)
Nebraska	Fred Hoiberg	Chicago Bulls (NBA HC)
St. John's	Mike Anderson	Arkansas (HC)
Temple	Aaron McKie	Temple (Assistant)
Texas A&M	Buzz Williams	Virginia Tech (HC)
Tulane	Ron Hunter	Georgia State (HC)
UCLA	Mick Cronin	Cincinnati (HC)
Vanderbilt	Jerry Stackhouse	Memphis Grizzlies (NBA Assistant)
Virginia Tech	Mike Young	Wofford (HC)
Washington State	Kyle Smith	San Francisco (HC)

* Coach Mark Fox last coached Georgia in 2017-18.



RECORD WHEN...

Leading at the half:	12-4
Trailing at the half:	3-9
Tied at the half:	0-0
Playing Overtime:	1-1
Shooting 50% or better:	2-1
Shooting between 40-49.9%:	7-7
Shooting less than 40%:	5-5
Opponents shoot 50% or better:	0-3
Opponents shoot less than 50%:	15-9
VT outrebounds its opponent:	7-1
Opponent outrebounds VT:	8-12
Teams are tied in rebounds:	0-0
VT shoots 70% FT or better:	10-5
VT shoots less than 70% FT:	5-8
Scoring less than 50 points:	0-1
Scoring 50-59 points:	0-3
Scoring 60-69 points:	5-6
Scoring 70-79 points:	6-2
Scoring 80-89 points:	2-0
Scoring 90 or more points:	2-1
Allowing less than 30 points:	0-0
Allowing 30-39 points:	1-0
Allowing 40-49 points:	2-0
Allowing 50-59 points:	6-1
Allowing 60-69 points:	4-2
Allowing 70-79 points:	3-5
Allowing 80-89 points:	0-2
Allowing 90 or more points:	0-2
Game decided by 1-4 points or OT:	2-4
Game decided by 5-10 points:	6-2
Game decided by 11+ points:	7-7
Playing in the morning:	0-0
Playing at night:	10-7
Playing in the afternoon:	5-6
Playing on Monday:	1-0
Playing on Tuesday:	3-3
Playing on Wednesday:	4-3
Playing on Thursday:	0-0
Playing on Friday:	1-1
Playing on Saturday:	4-6
Playing on Sunday:	2-0
Playing in November:	6-2
Playing in December:	4-1
Playing in January:	4-4
Playing in February:	1-6
Playing in March:	0-0

LAST TIME OUT VS. LOUISVILLE



Official Basketball Box Score -- Game Totals -- Final Statistics
Louisville vs Virginia Tech
 02/04/19 7:00 pm at Cassell Coliseum, Blacksburg, Va.



Louisville 72 • 17-6

##	Player	Total			3-Ptr			Rebounds			PF	TP	A	TO	Blk	Stl	Min
		FG-FGA	FG-FGA	FT-FTA	FG-FGA	FG-FGA	FT-FTA	Off	Def	Tot							
05	Malik Williams	f	1-6	0-3	2-2	4	1	5	4	4	0	3	2	0	21		
24	Dwayne Sutton	f	6-8	3-4	2-3	4	5	9	1	17	4	2	0	0	38		
33	Jordan Nwora	f	6-17	3-9	0-0	0	8	8	1	15	1	2	0	1	35		
01	Christen Cunningham	g	3-7	1-2	0-0	0	4	4	3	7	6	1	0	0	38		
04	Khwan Fore	g	0-1	0-0	0-0	0	0	0	2	0	0	2	0	1	19		
02	Darius Perry		0-1	0-1	0-0	0	1	1	0	0	1	0	0	1	8		
13	VJ King		1-4	0-1	0-0	1	0	1	2	2	1	1	0	0	7		
23	Steven Enoch		3-4	2-2	2-2	1	0	1	3	10	0	4	0	0	19		
30	Ryan McMahon		4-5	4-5	5-5	0	1	1	0	17	1	0	0	0	15		
	Team																
	Totals		24-53	13-27	11-12	10	20	30	16	72	14	15	2	3	200		

FG % 1st Half: 12-27 44.4% 2nd half: 12-26 46.2% Game: 24-53 45.3% Deadball Rebounds 0,1
 3FG % 1st Half: 7-16 43.8% 2nd half: 6-11 54.5% Game: 13-27 48.1%
 FT % 1st Half: 0-0 0.0% 2nd half: 11-12 91.7% Game: 11-12 91.7%

Virginia Tech 64 • 18-4

##	Player	Total			3-Ptr			Rebounds			PF	TP	A	TO	Blk	Stl	Min
		FG-FGA	FG-FGA	FT-FTA	FG-FGA	FG-FGA	FT-FTA	Off	Def	Tot							
24	Kerry Blackshear Jr.	f	6-13	1-3	8-9	3	2	5	2	21	1	2	3	1	39		
42	Ty Outlaw	f	4-7	4-7	0-0	0	7	7	1	12	0	1	1	0	31		
03	Wabissa Bede	g	0-2	0-1	0-0	1	3	4	1	0	5	1	0	0	38		
04	N. Alexander-Walker	g	4-9	3-5	6-10	0	4	4	4	17	4	6	1	0	40		
13	Ahmed Hill	g	4-12	0-7	1-2	0	3	3	1	9	3	1	0	2	39		
01	Isaiah Wilkins		2-2	1-1	0-0	0	1	1	5	5	0	1	0	1	12		
10	Jonathan Kabongo		0-0	0-0	0-0	0	0	0	0	0	0	0	0	0	1		
	Team																
	Totals		20-45	9-24	15-21	5	20	25	14	64	13	13	5	4	200		

FG % 1st Half: 10-27 37.0% 2nd half: 10-18 55.6% Game: 20-45 44.4% Deadball Rebounds 5
 3FG % 1st Half: 3-15 20.0% 2nd half: 6-9 66.7% Game: 9-24 37.5%
 FT % 1st Half: 3-4 75.0% 2nd half: 12-17 70.6% Game: 15-21 71.4%

Officials: Doug Simmons, Jeff Clark, Mike Stephens
 Technical fouls: Louisville-None. Virginia Tech-None.
 Attendance: 9275

Score by periods	1st	2nd	Total
Louisville	31	41	72
Virginia Tech	26	38	64

Points	In Paint	Off T/O	2nd Chance	Fast Break	Bench
UL	20	13	9	6	29
VT	20	12	2	7	5

Last FG - UL 2nd-00:54, VT 2nd-00:10.
 Largest lead - UL by 15 2nd-08:26, VT None.
 UL led for 38:32. VT led for 00:00. Game was tied for 01:20.

Score tied - 0 times.
 Lead changed - 0 times.

TEAM AVERAGES

- Of the 14 categories below, No. 11/10 Louisville owns 10 categories to its name, including a big separation in rebound margin (+8.4).
- The Hokies are a little better at causing havoc on the defensive end, tallying better blocks (+0.3) and steals (+0.7) per game averages.

KenPom Ranking	12	100
Points per game	75.0	70.0
Field-goal percentage	45.6	42.4
3-point percentage	37.9	35.4
Free-throw percentage	73.2	71.1
Rebounds per game	38.8	34.6
Assists per game	14.0	14.9
Blocks per game	2.8	3.1
Steals per game	5.1	5.8
Points allowed per game	64.3	66.4
Defensive field-goal percentage	38.9	41.5
Defensive 3-point percentage	30.0	35.4
Rebound margin	+6.2	-2.2
Assist/turnover ratio	1.2	1.6

LAST TIME OUT VS. LOUISVILLE

- Tech's Isaiah Wilkins hit a 3-pointer with 12 minutes left to cut the deficit to three at 41-38, but Louisville's Ryan McMahon got fouled on the next possession on a 3-point attempt and made all three from the charity stripe. Then would proceed to bury three straight 3-pointers to put UofL on a 12-3 run (all 12 points scored by him) and put the game out of reach for a 72-64 Cardinals' win.
- The story of the game was the reserves for the Cardinals, as they outscored the Hokies' bench 29-5, with McMahon netting 15 of those 29 points.
- Wabissa Bede was held scoreless, but dished out five assists and pulled down four rebounds, while Wilkins finished with five points, one rebound and a steal.

SCOUTING LOUISVILLE

- The Cardinals are coming off a 15-point loss at No. 6/6 Florida State (24-4, 14-3) this past Monday, 82-67, snapping their two-game winning streak. UofL had three scorers in double figures and was up eight at the half (40-32), but went 1 of 12 from downtown in the second half and allowed 50 second-half points in the L.
- Chris Mack enters his second season in Louisville, following a nine-year stretch at Xavier where he went 215-97 and led the Musketeers to eight NCAA Tournament appearances. In his first year with the Cards, Mack guided UofL to a No. 7 seed in the NCAA tourney and beat four AP Top 25 teams for a 20-14 record.
- Louisville is paced by preseason ACC Player of the Year Jordan Nwora, who is averaging the second-most points per game in the league with 17.9 and 7.4 rebounds a game. He's made 70 3s and 100 FTs this season.
- One of the better defensive teams in the land, the Cards rank 18th nationally and second in the conference with allowing just 38.9 percent of its opponents' shots to go in. UofL ranks third in points allowed per game (64.3) in the ACC.



DOUBLE TROUBLE

- Both Landers Nolley (18 PTS, 11 REB) and Tyrece Radford (26 PTS, 10 REB) tallied double-doubles against Miami (Fla.) on Wednesday, marking the first time that's happened at Tech since 2017.
- That game came against The Citadel on Nov. 12 when Kerry Blackshear Jr. (now at Florida) and Chris Clarke (now at Texas Tech) accomplished the feat.

OVERTIME HISTORY LESSON

- With the Hokies playing in their first overtime game in 2019-20, it had been a while since they last played some 'free basketball.'
- The extra session vs. UNC on Jan. 22 marked the first time Tech played OT since the 2019 ACC Tournament against Florida State, a 65-63 loss.
- When the Tar Heels and Hokies went into double overtime, it marked the first time since 2017 versus Virginia, an 80-78 win, that it went into two OTs.
- Tech two weeks later played in overtime with Boston College and fell at home.
- Then this past Wednesday, the Hokies went into triple overtime for the first time since 1983, a four-point loss at West Virginia, 90-86.
- It was Tech's fourth triple overtime (it has never been to four or more), tying its longest game ever. In real time, the game went 2 hours & 41 minutes.
- The contest was the longest game ever at Cassell, as the other three 3OT games were not at home.

STEPPING UP

- Guard Tyrece Radford has been putting together his best stretch yet, leading the Hokies in scoring five of their last eight games since at Miami (Fla.) on Jan. 28.
- Radford has been well above his averages over the last eight games, especially in scoring, with being more aggressive (hence the uptick in attempts).

Player	PPG	FG%	FGA
Tyrece Radford (First 20 Gs)	8.4	64.1	6.1
Tyrece Radford (Last 8 Gs)	15.0	56.0	11.4

LET IT GO

- Tech is 13-2 this year when holding a lead with five minutes to go. The two losses came at Boston College on Jan. 25 and Wednesday vs. Miami (Fla.).

FOUR FROM BEYOND THE ARC

- When Jalen Cone hit four 3s vs. Pitt, it made Tech one of six high-majors to have two players on a team with six or more games of making four 3s.
- Cone did it again versus Miami (Fla.) for his seventh game of four-plus triples, while Landers Nolley has six to his name as well.
- The other five high-majors are Alabama (2 players), Arkansas (2), Notre Dame (2), St. John's (2) and Syracuse (3).

IN OTHER WAYS

- Though Landers Nolley is known for his scoring, with him being Tech's leading scorer at 16.6 points a game, he contributed in a variety of other ways vs. Pitt.
- Nolley led the team in rebounds (12), assists (6), steals (2) and tied for blocks (1), marking his first game this season of leading the Hokies in four categories in a game.
- The Atlanta native's six assists marked his third game this year of owning five or more assists in a game, with Tech being 2-1 in those contest.

A LIFT

- When Tech coach Mike Young when to the bench for the first time in the Pitt game, he decided to just bring in forward John Ojiako.
- That marked the first time Ojiako subbed in as the first one off the bench this season and the freshman did not disappoint, tying his career high in rebounds with nine in just 13 minutes of action.
- He also chipped in four points, including a thundering two-handed slam dunk.
- Ojiako has kept it going and had a career-high five blocks, six rebounds and six points versus Miami (Fla.) and six points, four rebounds and a block at No. 6/6 Duke. He followed it up with 10 minutes of action versus Virginia in his first start with a dunk, one block and three rebounds.

STARTERS GAME-BY-GAME

Opponent	Date	Guard	Guard	Guard	Guard	Forward	First off the Bench
Clemson (W, 67-60)	Nov. 5	Wabissa Bede	Hunter Cattoor	Isaiah Wilkins	Landers Nolley II	P.J. Horne	Tyrece Radford
Coppin State (W, 74-42)	Nov. 8	Wabissa Bede	Nahiem Alleyne	Isaiah Wilkins	Landers Nolley II	P.J. Horne	4 players
USC Upstate (W, 80-57)	Nov. 13	Wabissa Bede	Nahiem Alleyne	Tyrece Radford	Landers Nolley II	P.J. Horne	2 players
Lehigh (W, 79-53)	Nov. 16	Wabissa Bede	Nahiem Alleyne	Tyrece Radford	Landers Nolley II	P.J. Horne	3 players
Delaware State (W, 100-64)	Nov. 20	Wabissa Bede	Nahiem Alleyne	Tyrece Radford	Landers Nolley II	P.J. Horne	Isaiah Wilkins
No. 3/3 Michigan St. (W, 71-66)	Nov. 25	Wabissa Bede	Nahiem Alleyne	Tyrece Radford	Landers Nolley II	P.J. Horne	2 players
Dayton (L, 89-62)	Nov. 26	Wabissa Bede	Nahiem Alleyne	Tyrece Radford	Landers Nolley II	P.J. Horne	2 players
BYU (L, 90-77)	Nov. 27	Wabissa Bede	Nahiem Alleyne	Tyrece Radford	Landers Nolley II	P.J. Horne	Hunter Cattoor
No. 10/8 Duke (L, 77-63)	Dec. 6	Wabissa Bede	Nahiem Alleyne	Tyrece Radford	Landers Nolley II	P.J. Horne	3 players
Chattanooga (W, 63-58)	Dec. 11	Wabissa Bede	Nahiem Alleyne	Tyrece Radford	Landers Nolley II	P.J. Horne	2 players
Gardner-Webb (W, 73-46)	Dec. 15	Wabissa Bede	Nahiem Alleyne	Tyrece Radford	Landers Nolley II	P.J. Horne	Hunter Cattoor
VMI (W, 64-55)	Dec. 21	Wabissa Bede	Nahiem Alleyne	Tyrece Radford	Landers Nolley II	P.J. Horne	Hunter Cattoor
UMES (W, 92-37)	Dec. 29	Wabissa Bede	Nahiem Alleyne	Tyrece Radford	Landers Nolley II	P.J. Horne	John Ojiako
No. 19/19 Virginia (L, 65-39)	Jan. 4	Wabissa Bede	Nahiem Alleyne	Tyrece Radford	Landers Nolley II	P.J. Horne	3 players
Syracuse (W, 67-63)	Jan. 7	Wabissa Bede	Nahiem Alleyne	Tyrece Radford	Landers Nolley II	P.J. Horne	Hunter Cattoor
NC State (W, 62-58)	Jan. 11	Wabissa Bede	Nahiem Alleyne	Tyrece Radford	Landers Nolley II	P.J. Horne	2 players
Wake Forest (W, 80-70)	Jan. 14	Wabissa Bede	Hunter Cattoor	Tyrece Radford	Landers Nolley II	P.J. Horne	2 players
Syracuse (L, 71-69)	Jan. 18	Wabissa Bede	Jalen Cone	Tyrece Radford	Landers Nolley II	P.J. Horne	Nahiem Alleyne
North Carolina (W, 79-77 2OT)	Jan. 22	Wabissa Bede	Jalen Cone	Tyrece Radford	Landers Nolley II	P.J. Horne	4 players
Boston College (L, 61-56)	Jan. 25	Wabissa Bede	Jalen Cone	Hunter Cattoor	Isaiah Wilkins	P.J. Horne	3 players
Miami (Fla.) (L, 71-61)	Jan. 28	Wabissa Bede	Nahiem Alleyne	Tyrece Radford	Landers Nolley II	P.J. Horne	2 players
No. 5/6 Florida State (L, 74-63)	Feb. 1	Wabissa Bede	Nahiem Alleyne	Tyrece Radford	Landers Nolley II	P.J. Horne	4 players
Georgia Tech (L, 76-57)	Feb. 4	Wabissa Bede	Nahiem Alleyne	Tyrece Radford	Landers Nolley II	P.J. Horne	2 players
Boston College (L, 77-74 OT)	Feb. 8	Wabissa Bede	Nahiem Alleyne	Tyrece Radford	Landers Nolley II	P.J. Horne	2 players
Pitt (W, 67-57)	Feb. 15	Wabissa Bede	Nahiem Alleyne	Tyrece Radford	Landers Nolley II	P.J. Horne	John Ojiako
Miami (Fla.) (L, 102-95 3OT)	Feb. 19	Wabissa Bede	Nahiem Alleyne	Tyrece Radford	Landers Nolley II	P.J. Horne	2 players
No. 6/6 Duke (L, 88-64)	Feb. 22	Wabissa Bede	Nahiem Alleyne	Tyrece Radford	Landers Nolley II	P.J. Horne	4 players
[RV/RV] Virginia (L, 56-53)	Feb. 26	Wabissa Bede	Nahiem Alleyne	Tyrece Radford	Isaiah Wilkins	John Ojiako	3 players



BACK TO THE BASICS

- Versus Pitt, Tech had 21 assists and 10 turnovers for an impressive +11 differential.
- The Hokies have only had double-digit plus differentials in five of their 28 games this season, including the Pitt game being just the second time in ACC play (Syracuse, Jan. 18).
- During Tech's five-game losing streak, it never got above +2, with not sharing the rock as well.
- Against the 'Canes at home, the Hokies had a +3 mark with 11 assists and eight TOs and followed with a +5 mark (13/8) vs. No. 6/6 Duke, then a +3 versus Virginia (10/7).

DISHIN' THE ROCK

- The Hokies racked up over 20 assists versus Pitt for the first time since Jan. 18 vs. Syracuse, when they had 22 in a two-point loss at home.
- This season, the Hokies have had five games of 20-plus assists and are 4-1 in those games. Ironically, likely due to playing a zone defense, the other two ACC games were against Syracuse.

THERE IT GOES

- Entering their game against Boston College on Feb. 8, the Hokies were 7-0 when out-rebounding their opponent.
- But on that day, they out-rebounded Boston College 33-32 and ended the contest with a loss, marking its first loss this season when out-rebounding an opponent.
- All nine players that played in the game for Tech had a rebound and Landers Nolley turned in a then-career high with 11 boards, including three offensive.

DÉJÀ VU

- The Hokies played Boston College twice this season and in each game they got out to a double-digit lead and would eventually lose it in two defeats.
- In the first matchup in Chestnut Hill last month, Tech went up 10 points at the eight-minute mark in the first half, while the second contest in Blacksburg last Saturday was a 12-point advantage at the 13-minute mark of the first half.
- But it has happened more than twice this year, as Tech got up 12 versus Duke at home in December at the 12-minute mark in the first half and would fall in the end as well.

PRETTY RARE

- Tech, which is averaging roughly 70 points per game, is now 8-3 when it scores 70 or more.
- The Hokies scored 70-plus versus Boston College and lost, marking their first time doing so since Nov. 27 when they took on BYU at the Maui Jim Maui Invitational in a 90-77 setback.
- Then when they scored 95 against Miami (Fla.), it marked their third loss year in that fashion.

CHECKING IN ON NET

- The NET rankings came out on Monday, Dec. 16 and the Hokies were at No. 62. Tech is 3-6 against quadrant I teams this year and went 4-9 last year.
- Tech's best win of the season came against then-No. 3/3 Michigan State, which ranks 13th in NET.
- As of Friday, Feb. 28, Tech sits at No. 85.
- Last season, the Hokies, after making a run to the Sweet 16, finished in the final NET rankings at 13.
- Ironically, Wofford, which was coached by Mike Young, came in two spots below at No. 14.

TEAM GAME-BY-GAME

Opponent	Date	Score		FG-FGA	PCT	3FG-FGA	PCT	FT-FTA	PCT	OFF	DEF	TOT	AVG	PF	A	TO	BLK	STL	PTS	AVG
at Clemson	11/05/2019	67-60	W	22-57	.386	9-27	.333	14-20	.700	9	35	44	44.0	15	11	13	1	4	67	67.0
Coppin St.	11/08/2019	74-42	W	27-61	.443	11-33	.333	9-12	.750	5	44	49	46.5	13	17	15	5	7	74	70.5
USC Upstate	11/13/2019	80-57	W	31-58	.534	13-27	.481	5-7	.714	6	25	31	41.3	11	19	8	6	6	80	73.7
Lehigh	11/16/2019	79-53	W	31-65	.477	14-37	.378	3-4	.750	12	24	36	40.0	8	19	10	4	8	79	75.0
Delaware St.	11/20/2019	100-64	W	35-62	.565	21-37	.568	9-14	.643	9	32	41	40.2	13	29	11	3	4	100	80.0
vs Michigan St.	11/25/2019	71-66	W	23-52	.442	10-21	.476	15-22	.682	8	19	27	38.0	16	16	9	6	8	71	78.5
vs Dayton	11/26/2019	62-89	L	22-51	.431	8-21	.381	10-18	.556	4	17	21	35.6	19	13	10	3	7	62	76.1
vs BYU	11/27/2019	77-90	L	31-58	.534	11-22	.500	4-7	.571	4	24	28	34.6	13	14	8	2	1	77	76.3
Duke	12/06/2019	63-77	L	27-56	.482	5-20	.250	4-6	.667	7	24	31	34.2	6	12	14	2	2	63	74.8
Chattanooga	12/11/2019	63-58	W	23-59	.390	6-21	.286	11-14	.786	13	23	36	34.4	10	12	7	2	5	63	73.6
Gardner-Webb	12/15/2019	73-46	W	25-57	.439	13-32	.406	10-15	.667	6	36	42	35.1	14	15	9	0	7	73	73.5
VMI	12/21/2019	64-55	W	21-61	.344	7-26	.269	15-24	.625	13	22	35	35.1	8	14	7	3	9	64	72.8
UMES	12/29/2019	92-37	W	32-72	.444	12-31	.387	16-19	.842	19	34	53	36.5	9	20	2	4	7	92	74.2
at Virginia	01/04/2020	39-65	L	13-48	.271	4-25	.160	9-11	.818	5	20	25	35.6	12	6	13	0	7	39	71.7
at Syracuse	01/07/2020	67-63	W	21-50	.420	10-36	.278	15-21	.714	8	25	33	35.5	18	20	11	0	6	67	71.4
NC State	01/11/2020	72-58	W	22-59	.373	9-22	.409	19-21	.905	7	34	41	35.8	14	13	8	3	6	72	71.4
at Wake Forest	01/14/2020	80-70	W	27-55	.491	9-25	.360	17-29	.586	5	27	32	35.6	24	13	9	4	11	80	71.9
Syracuse	01/18/2020	69-71	L	25-59	.424	15-37	.405	4-8	.500	7	26	33	35.4	14	22	7	1	1	69	71.8
North Carolina	01/22/2020	79-77	Wot2	24-65	.369	14-37	.378	17-21	.810	8	31	39	35.6	17	16	9	3	4	79	72.2
at Boston College	01/25/2020	56-61	L	22-55	.400	7-21	.333	5-10	.500	8	26	34	35.6	19	11	14	2	8	56	71.4
at Miami (FL)	01/28/2020	61-71	L	24-59	.407	8-22	.364	5-9	.556	7	24	31	35.3	19	14	12	5	11	61	70.9
Florida St.	02/01/2020	63-74	L	25-58	.431	7-30	.233	6-6	1.000	6	24	30	35.1	12	12	10	2	4	63	70.5
at Georgia Tech	02/04/2020	57-76	L	21-55	.382	4-23	.174	11-18	.611	8	22	30	34.9	17	12	10	3	4	57	69.9
Boston College	02/08/2020	73-77	Lot	29-66	.439	8-26	.308	7-11	.636	8	25	33	34.8	21	11	10	2	5	73	70.0
Pittsburgh	02/15/2020	67-57	W	25-57	.439	12-32	.375	5-6	.833	6	29	35	34.8	13	21	10	4	6	67	69.9
Miami (FL)	02/19/2020	95-102	Lot3	31-86	.360	9-30	.300	24-28	.857	13	32	45	35.2	23	11	8	8	6	95	70.9
at Duke	02/22/2020	64-88	L	25-67	.373	8-24	.333	6-7	.857	5	26	31	35.0	21	13	8	3	5	64	70.6
Virginia	02/26/2020	53-56	L	19-51	.373	9-27	.333	6-7	.857	4	19	23	34.6	10	10	7	5	4	53	70.0
Total		1960		703-1659	.424	273-772	.354	281-395	.711	220	749	969	34.6	409	416	269	86	163	1960	70.0
Opponents		1860		676-1628	.415	222-694	.320	286-420	.681	249	780	1029	36.8	406	360	334	96	111	1860	66.4

Virginia Tech Averages

Games Played	Points/game	FG Pct	3FG Pct	FT Pct	Rebounds/game	Assists/game	Turnovers/game	Assist/Turnover ratio	Steals/game	Blocks/game
28	70.0	42.4	35.4	71.1	34.6	14.9	9.6	1.5	5.8	3.1



WELL DONE, NAW

- Former Hokie and at-the-time New Orleans Pelicans' Nickeil Alexander-Walker was named to Team World in the 2020 NBA Rising Stars Game, which he played on Valentine's Day in Chicago last weekend.
- Alexander-Walker tallied six points, two rebounds, four assists one block and a steal in 20 minutes off the bench.
- Team USA won 151-131 in front of over 20,000.

JUST THE YOUNG HOKIES & TIGERS

- Only two teams nationally have four freshmen that are averaging over eight points per game and that would be Tech and Memphis.
- The Hokies are led by Landers Nolley (16.6 ppg), Tyrece Radford (10.1) Nahiem Alleyne (9.1) and Jalen Cone (8.0).

DIAPER DANDIES

- The ACC has arguably the best two scorers in the nation among the freshman class, with Duke and Tech being in the mix, as Landers Nolley and the Vernon Carey Jr. are in the top eight.

Player	PPG	PTS	GP
Anthony Edwards (Georgia)	19.5	547	28
Vernon Carey Jr. (Duke)	17.6	493	28
Jordyn Adams (Austin Peay)	17.5	524	30
Joe Pridgen (Holy Cross)	17.5	490	28
Isaiah Stewart (Washington)	16.9	474	28
Tre Mitchell (UMass)	16.9	472	28
Landers Nolley (Virginia Tech)	16.6	465	28
Onyeka Okongwu (USC)	16.5	428	26

GET IT GOING FROM DOWNTOWN

- Tech is one of the better shooting teams from beyond the arc in the country and a big reason why is because multiple guys that can stroke it.
- Tech ranks tied for 15th nationally in 3-point field goals made per game with 9.8 and is one of only four schools in a high-major conference to average 9.8 or more makes a game.

Team	3FG	3PG	G
Alabama	309	11.0	28
Marquette	272	10.1	27
Villanova	279	10.0	28
Virginia Tech	273	9.8	28
Notre Dame	273	9.8	28

OPPONENT GAME-BY-GAME

Opponent	Date	Score		Total		3-Pointers		Free throws		Rebounds				Other Stats						
				FG-FGA	PCT	3FG-FGA	PCT	FT-FTA	PCT	OFF	DEF	TOT	AVG	PF	A	TO	BLK	STL	PTS	AVG
at Clemson	11/05/2019	67-60	W	22-64	.344	7-29	.241	9-15	.600	8	28	36	36.0	16	9	8	2	4	60	60.0
Coppin St.	11/08/2019	74-42	W	14-71	.197	6-39	.154	8-11	.727	15	30	45	40.5	14	6	16	1	8	42	51.0
USC Upstate	11/13/2019	80-57	W	20-53	.377	3-25	.120	14-18	.778	10	23	33	38.0	10	8	13	2	3	57	53.0
Lehigh	11/16/2019	79-53	W	21-53	.396	7-22	.318	4-5	.800	8	20	28	35.5	9	14	19	1	5	53	53.0
Delaware St.	11/20/2019	100-64	W	26-62	.419	9-27	.333	3-7	.429	7	19	26	33.6	12	15	12	1	5	64	55.2
vs Michigan St.	11/25/2019	71-66	W	24-59	.407	8-23	.348	10-14	.714	17	26	43	35.2	20	13	16	2	3	66	57.0
vs Dayton	11/26/2019	62-89	L	35-55	.636	11-24	.458	8-14	.571	8	30	38	35.6	21	22	14	1	2	89	61.6
vs BYU	11/27/2019	77-90	L	32-59	.542	17-34	.500	9-11	.818	4	25	29	34.8	16	22	6	2	3	90	65.1
Duke	12/06/2019	63-77	L	30-63	.476	7-26	.269	10-10	1.000	8	24	32	34.4	11	14	7	4	8	77	66.4
Chattanooga	12/11/2019	63-58	W	22-53	.415	9-27	.333	5-10	.500	9	24	33	34.3	14	12	10	2	1	58	65.6
Gardner-Webb	12/15/2019	73-46	W	16-55	.291	7-28	.250	7-16	.438	7	27	34	34.3	12	12	11	4	3	46	63.8
VMI	12/21/2019	64-55	W	21-51	.412	13-30	.433	0-0	.000	8	31	39	34.7	19	13	23	4	4	55	63.1
UMES	12/29/2019	92-37	W	14-59	.237	7-26	.269	2-5	.400	12	22	34	34.6	13	10	14	7	1	37	61.1
at Virginia	01/04/2020	39-65	L	25-54	.463	7-21	.333	8-10	.800	6	32	38	34.9	11	14	11	2	6	65	61.4
at Syracuse	01/07/2020	67-63	W	23-53	.434	6-17	.353	11-17	.647	9	25	34	34.8	17	6	9	1	6	63	61.5
NC State	01/11/2020	72-58	W	22-69	.319	6-30	.200	8-12	.667	13	30	43	35.3	16	15	9	5	4	58	61.3
at Wake Forest	01/14/2020	80-70	W	23-55	.418	7-20	.350	17-23	.739	8	29	37	35.4	27	10	18	3	1	70	61.8
Syracuse	01/18/2020	69-71	L	29-60	.483	6-24	.250	7-10	.700	5	30	35	35.4	14	10	4	2	6	71	62.3
North Carolina	01/22/2020	79-77	Wot2	28-64	.438	7-22	.318	14-20	.700	6	37	43	35.8	15	17	13	2	1	77	63.1
at Boston College	01/25/2020	56-61	L	21-48	.438	8-20	.400	11-27	.407	7	29	36	35.8	11	11	11	4	8	61	63.0
at Miami (FL)	01/28/2020	61-71	L	26-53	.491	6-15	.400	13-16	.813	6	30	36	35.8	12	10	16	4	5	71	63.3
Florida St.	02/01/2020	63-74	L	28-57	.491	10-22	.455	8-11	.727	6	27	33	35.7	8	16	9	5	4	74	63.8
at Georgia Tech	02/04/2020	57-76	L	29-55	.527	8-18	.444	10-21	.476	8	29	37	35.7	18	15	10	3	4	76	64.3
Boston College	02/08/2020	73-77	Lot	23-53	.434	11-29	.379	20-26	.769	6	26	32	35.6	14	17	13	6	3	77	64.9
Pittsburgh	02/15/2020	67-57	W	21-60	.350	5-21	.238	10-18	.556	12	25	37	35.6	12	11	9	4	5	57	64.6
Miami (FL)	02/19/2020	95-102	Lot3	33-79	.418	7-28	.250	29-32	.906	15	40	55	36.4	19	10	13	8	2	102	66.0
at Duke	02/22/2020	64-88	L	27-62	.435	11-26	.423	23-31	.742	14	35	49	36.9	13	14	9	9	4	88	66.8
Virginia	02/26/2020	53-56	L	21-49	.429	6-21	.286	8-10	.800	7	27	34	36.8	12	14	11	5	2	56	66.4
Total		1860		676-1628	.415	222-694	.320	286-420	.681	249	780	1029	36.8	406	360	334	96	111	1860	66.4
Virginia Tech		1960		703-1659	.424	273-772	.354	281-395	.711	220	749	969	34.6	409	416	269	86	163	1960	70.0

Opponents Averages

Games Played	Points/game	FG Pct	3FG Pct	FT Pct	Rebounds/game	Assists/game	Turnovers/game	Assist/Turnover ratio	Steals/game	Blocks/game
28	66.4	41.5	32.0	68.1	36.8	12.9	11.9	1.1	4.0	3.4



BENCH MAKING STRIDES

- After Tech's bench was essentially non-existent vs. Chattanooga on Dec. 11 (season-low 5 points), it woke up and ripped off three straight games of scoring 30 or more points on Dec. 15, 21 & 29.
- During that stretch, the Hokies' reserves averaged 40.3 points per game after scoring a combined 121 points, including tying a season-high 49 vs. UMES.
- Tech's bench is made up of four players, with three of the four being freshmen.
- In ACC play, the Hokies' bench is averaging 21.5 points per game, with an ACC-high of 36 points at versus [RV/RV] Virginia on Feb. 26.

DISHIN' IT OUT

- Tech's Wabissa Bede has showed his flashes of being one of the better point guards in the land, racking up seven games of owning eight or more assists this season.
- The mark makes him one of only 10 high-major players to do so, and is one of only two in the ACC. He is tied for 19th nationally among all DI players.

Player	8+ AST G
Zavier Simpson (Michigan)	14
Charlie Moore (DePaul)	10
Kendric Davis (SMU)	10
Ashton Hagans (Kentucky)	9
Cam Mack (Nebraska)	9
Markell Johnson (NC State)	9
Wabissa Bede (Virginia Tech)	7
Marcus Carr (Minnesota)	7
Nico Mannion (Arizona)	7
Cassius Winston (Michigan St.)	7
Tyrese Haliburton (Iowa State)	7

COMEBACK KIDS

- Though it's been painful on the fans, with all the ups and downs that come with digging yourself out of a hole, the Hokies have found a way to do so in three of their last four ACC wins, facing double-digit deficits in three of those games and completing the comeback.
- The Hokies came back from a 12-point disadvantage against North Carolina. And then previously double-digit deficits two games in a row (at 'Cuse, vs. NC State), marking the first time doing so since 2017.
- Tech trailed 10-0 to start the NC State contest, then ripped off a 13-0 run to take a lead it would not relent.
- Earlier in the week at Syracuse, the 11-point deficit was Tech's largest comeback of the season and marked its biggest comeback since Nov. 18, 2018 versus then-No. 23 Purdue (12 points).
- The last time Tech had consecutive games of trailing by 10 or more and coming back to win was on Feb. 12, 2017 versus Virginia (14 points) and Feb. 14, 2017 against Pitt (13).

NORTH CAROLINA WIN TIDBITS

- Marked Tech's second straight win over North Carolina in Blacksburg for just the second time in school history and first since 1917 and 1919.
- Marked Tech winning two out of its last three versus Carolina for the first time since 2006-07.
- Made Coach Young 2-2 record against the Tar Heels and Roy Williams.
- Gave the Hokies a 5-3 start to ACC play, marking the eighth time they have won five or more of their first eight league games since 2004.
- But, it was just the second time they've won at least five games through their first eight ACC contests over the last nine years (2011-present), with it happening last year with a 6-2 start.

DON'T MESS WITH 'EM

- Tech is one of just three teams in the ACC to boast three (or more) freshmen that have had a 20-point game, with Landers Nolley (9), Tyrece Radford (3) and Nahiem Alleyne (2).
- The other two schools are Duke (Vernon Carey w/ 12, Cassius Stanley w/ 5, Matthew Hurt w/3, Joey Baker w/ 1, Wendell Moore Jr. w/1) and UNC (Cole Anthony w/ 7, Armando Bacot w/ 3, Brandon Robinson w/3).

RECAPPIN' NORTH CAROLINA

- Numerous players stood out for the Hokies vs. UNC, coming up big in clutch moments, as Carolina, which led for most of the game (39 minutes), let Tech take the lead in the first half (7-minute mark) and not again until the second overtime.
- But it took quite a bit to just even get to overtime, as Tech was trailing by seven points with four minutes left in regulation and held UNC to just one point those four minutes.
- Jalen Cone hit back-to-back 3-pointers to cut it one with three minutes to go and Carolina hit one free throw, setting up P.J. Horne to be the hero and make both from the line with 13 seconds left.
- Trailing by two with 40 seconds left in the first overtime, Landers Nolley drove and got a shot in the lane to fall to tie it up for overtime No. 2.
- Nolley would answer again to tie the game up with 23 seconds in the second OT with a reverse layup, then Tyrece Radford followed with a floater in the lane to make win it (0.4 seconds left).

FLOOR GENERALS

- Tech's Wabissa Bede is one of the best point guards in the nation in sharing the rock and limiting his miscues, boasting the fifth-best assist-turnover ratio nationally with a 3.29 mark.

Player	A	TO	G	A/T R
Connor McCaffrey (Iowa)	109	24	28	4.54
Grayson Murphy (Belmont)	188	48	30	3.92
Pierre Crockrell II (Pacific)	106	30	31	3.53
Alex Hunter (Furman)	106	32	30	3.31
Wabissa Bede (Virginia Tech)	158	48	28	3.29

NBA & G-LEAGUE

NOT TOO SHABBY

- Nickeil Alexander-Walker has left his mark on Virginia Tech and has made a name for himself at the next level with the New Orleans Pelicans.
- A first-round draft pick this past summer, the Toronto native has played in 41 games for the Pels this NBA season. On Feb. 26, he was moved down to the Erie Bayhawks.
- With the Pels, he got roughly 15 minutes of playing time off the bench. He scored a career-high 27 points against the Miami Heat on Saturday, Nov. 16. He followed it up the next game on Sunday, Nov. 17 with 19 points, five rebounds and four assists versus the Warriors.
- The guard had a big summer with the team, starting on its NBA Summer League squad with having numerous 20-point performances in Las Vegas.



Season	G	P	R	A	B	S	FG%	M
2019-20	41	5.1	2.0	1.8	0.2	0.3	33.9	12.2

HANGIN' IN

- It's been a little bit of a whirlwind for Tech alums, Nickeil Alexander-Walker, Justin Robinson and Ahmed Hill, with all three going up and down and all around on their quest to solidifying a roster spot in the NBA.
- Robinson, who signed as an undrafted free agent after the NBA Draft concluded with the Washington Wizards, was waived on Jan. 4.
- Hill signed with the Hornets this summer on a two-way deal, but was released in early November. However, he has landed nicely on his feet, with now playing on the NAZ Suns, the G-League affiliate of the Phoenix Suns.
- Justin Bibbs, who plays for the Boston Celtics' affiliate (Maine Red Claws), hit a game-winner on Jan. 19, finishing with 15 points and six assists.



GAME-BY-GAME HIGHS

Opponent	Date	Points	Rebounds	Assists	Steals	Blocks
Clemson (W, 67-60)	Nov. 5	30 - Landers Nolley II	8 - Wabissa Bede	6 - Wabissa Bede	2 - Landers Nolley II	1 - Wabissa Bede
Coppin State (W, 74-42)	Nov. 8	18 - Nahiem Alleyne	9 - Wabissa Bede	10 - Wabissa Bede	2 - Wabissa Bede	2 - Tyrece Radford
USC Upstate (W, 80-57)	Nov. 13	23 - Landers Nolley II	6 - Landers Nolley II	8 - Wabissa Bede	2 - (2 players)	2 - John Ojiako
Lehigh (W, 79-53)	Nov. 16	27 - Landers Nolley II	11 - Tyrece Radford	6 - Wabissa Bede	3 - Wabissa Bede	1 - (4 players)
Delaware State (W, 100-64)	Nov. 20	20 - Nahiem Alleyne	8 - Tyrece Radford	10 - Wabissa Bede	1 - (4 players)	2 - Nahiem Alleyne
No. 3/3 Michigan St. (W, 71-66)	Nov. 25	22 - Landers Nolley II	7 - P.J. Horne	5 - (2 players)	3 - Landers Nolley II	2 - Landers Nolley II
Dayton (L, 89-62)	Nov. 26	15 - Landers Nolley II	6 - Landers Nolley II	6 - Wabissa Bede	3 - Wabissa Bede	2 - P.J. Horne
BYU (L, 90-77)	Nov. 27	22 - Landers Nolley II	7 - Landers Nolley II	7 - Wabissa Bede	1 - Landers Nolley II	1 - (2 players)
No. 10/8 Duke (L, 77-63)	Dec. 6	15 - P.J. Horne	8 - Landers Nolley II	5 - Wabissa Bede	1 - (2 players)	2 - P.J. Horne
Chattanooga (W, 63-58)	Dec. 11	22 - Nahiem Alleyne	8 - Wabissa Bede	7 - Wabissa Bede	2 - (2 players)	1 - (2 players)
Gardner-Webb (W, 73-46)	Dec. 15	18 - Landers Nolley II	10 - Tyrece Radford	5 - Wabissa Bede	3 - Hunter Cattoor	None
VMI (W, 64-55)	Dec. 21	14 - Hunter Cattoor	10 - Tyrece Radford	4 - Tyrece Radford	2 - (3 players)	2 - John Ojiako
UMES (W, 92-37)	Dec. 29	18 - Landers Nolley II	10 - Landers Nolley II	6 - Wabissa Bede	2 - Tyrece Radford	3 - John Ojiako
No. 19/19 Virginia (L, 65-39)	Jan. 4	18 Landers Nolley II	5 - (2 players)	2 - (2 players)	2 - (3 players)	None
Syracuse (W, 67-63)	Jan. 7	19 - Jalen Cone	9 - Tyrece Radford	8 - Wabissa Bede	2 - Wabissa Bede	None
NC State (W, 72-58)	Jan. 11	29 - Landers Nolley II	9 - Tyrece Radford	7 - Wabissa Bede	2 - Wabissa Bede	2 - Tyrece Radford
Wake Forest (W, 80-70)	Jan. 14	21 - 2 players	13 - Tyrece Radford	9 - Wabissa Bede	4 - Tyrece Radford	2 - 2 players
Syracuse (L, 71-69)	Jan. 18	17 - Jalen Cone	6 - 2 players	7 - Landers Nolley II	1 - P.J. Horne	1 - Landers Nolley II
North Carolina (W, 79-77, 2OT)	Jan. 22	22 - Landers Nolley II	7 - 2 players	8 - Wabissa Bede	2 - Wabissa Bede	1 - 3 players
Boston College (L, 61-56)	Jan. 25	15 - Landers Nolley II	9 - Tyrece Radford	5 - Wabissa Bede	4 - Wabissa Bede	1 - 2 players
Miami (Fla.) (L, 71-61)	Jan. 28	24 - Tyrece Radford	8 - Tyrece Radford	8 - Wabissa Bede	3 - Tyrece Radford	2 - 2 players
No. 5/6 Florida State (L, 74-63)	Feb. 1	18 - Tyrece Radford	7 - Landers Nolley II	6 - Wabissa Bede	2 - Hunter Cattoor	2 - P.J. Horne
Georgia Tech (L, 76-57)	Feb. 4	12 - Tyrece Radford	7 - Landers Nolley II	3 - Hunter Cattoor	4 - Isaiah Wilkins	2 - Wabissa Bede
Boston College (L, 77-73 OT)	Feb. 8	29 - Landers Nolley II	11 - Landers Nolley II	4 - Tyrece Radford	2 - (2 players)	1 - (2 players)
Pitt (W, 67-57)	Feb. 15	18 - P.J. Horne	12 - Landers Nolley II	6 - Landers Nolley II	2 - Landers Nolley II	1 - (4 players)
Miami (Fla.) (L, 102-95 3OT)	Feb. 19	26 - Tyrece Radford	11 - Landers Nolley II	6 - Wabissa Bede	3 - Tyrece Radford	5 - John Ojiako
No. 6/6 Duke (L, 88-64)	Feb. 22	16 - Tyrece Radford	9 - Tyrece Radford	5 - Isaiah Wilkins	3 - Isaiah Wilkins	1 - (3 players)
[RV/RV] Virginia (L, 56-53)	Feb. 26	13 - Landers Nolley II	5 - Landers Nolley II	2 - Wabissa Bede	1 - (4 players)	1 - (5 players)

SPECIALITY STATS

Opponent	Date	2nd Chance Points	Points in the Paint	Fastbreak Points	Points off TOs	Bench Points
Clemson (W, 67-60)	Nov. 5	10	16	11	3	18
Coppin State (W, 74-42)	Nov. 8	7	22	9	18	26
USC Upstate (W, 80-57)	Nov. 13	4	26	5	18	26
Lehigh (W, 79-53)	Nov. 16	10	26	8	26	21
Delaware State (W, 100-64)	Nov. 20	15	22	15	16	49
No. 3/3 Michigan St. (W, 71-66)	Nov. 25	6	22	9	20	16
Dayton (L, 89-62)	Nov. 26	0	24	5	11	19
BYU (L, 90-77)	Nov. 27	4	30	2	11	10
No. 10/8 Duke (L, 77-63)	Dec. 6	6	40	3	11	11
Chattanooga (W, 63-58)	Dec. 11	18	26	7	7	5
Gardner-Webb (W, 73-46)	Dec. 15	8	16	11	12	34
VMI (W, 64-55)	Dec. 21	14	22	11	26	38
UMES (W, 92-37)	Dec. 29	20	30	22	19	49
No. 19/19 Virginia (L, 65-39)	Jan. 4	2	16	5	5	7
Syracuse (W, 67-63)	Jan. 7	5	14	14	7	27
NC State (W, 72-58)	Jan. 11	4	22	15	10	15
Wake Forest (W, 80-70)	Jan. 14	7	30	19	19	25
Syracuse (L, 71-69)	Jan. 18	6	<u>12</u>	0	3	22
North Carolina (W, 79-77 2OT)	Jan. 22	10	20	9	4	23
Boston College (L, 61-56)	Jan. 25	9	22	5	13	32
Miami (Fla.) (L, 71-61)	Jan. 28	11	24	4	19	9
No. 5/6 Florida State (L, 74-63)	Feb. 1	5	32	8	18	20
Georgia Tech (L, 76-57)	Feb. 4	10	22	8	11	22
Boston College (L, 77-74 OT)	Feb. 8	4	34	15	18	9
Pitt (W, 67-57)	Feb. 15	5	16	6	9	25
Miami (Fla.) (L, 102-95 3OT)	Feb. 19	17	38	15	12	32
No. 6/6 Duke (L, 88-64)	Feb. 22	7	26	15	7	33
[RV/RV] Virginia (L, 56-53)	Feb. 26	4	14	0	7	36



2019-20 SUPERLATIVES

DOUBLE FIGURES SCORING

Landers Nolley	24
Tyrece Radford	12
Nahiem Alleyne	11
Jalen Cone	10
Hunter Cattoor	8
P.J. Horne	6
Isaiah Wilkins	4
Wabissa Bede	3
John Ojiako	1

20-POINT GAMES

Landers Nolley	9
Tyrece Radford	3
Nahiem Alleyne	2
Jalen Cone	1

SCORING LEADER

Landers Nolley	15
Tyrece Radford	5
Nahiem Alleyne	4
P.J. Horne	2
Hunter Cattoor	1
Jalen Cone	1

REBOUNDING LEADER

Landers Nolley	15
Tyrece Radford	10
Wabissa Bede	3
P.J. Horne	2
Jalen Cone	1

ASSIST LEADER

Wabissa Bede	22
Landers Nolley	4
Tyrece Radford	2
Hunter Cattoor	1
Isaiah Wilkins	1

BLOCK LEADER

P.J. Horne	11
John Ojiako	8
Landers Nolley	7
Tyrece Radford	5
Wabissa Bede	5
Nahiem Alleyne	4
Isaiah Wilkins	2
Branden Johnson	1
Hunter Cattoor	1
Jalen Cone	1

STEAL LEADER

Wabissa Bede	10
Tyrece Radford	10
Hunter Cattoor	6
Landers Nolley	5
Isaiah Wilkins	4
P.J. Horne	3
Nahiem Alleyne	2
John Ojiako	1
Jalen Cone	1

30-PLUS MINUTES

Landers Nolley	18
Wabissa Bede	14
P.J. Horne	13
Nahiem Alleyne	10
Tyrece Radford	9
Jalen Cone	3

FIVE-SPOT

• The Hokies are the only high-major school (87 total) to boast three players that have had at least two games of making five or more 3s, with Jalen Cone, who had six triples vs. UNC on Jan. 22, Nahiem Alleyne and Landers Nolley.

SOMETHING CLICKED

• When Jalen Cone subbed in at the Carrier Dome on Jan. 7, he caught fire and hasn't slowed down since.

• Cone went on to score a career-high 19 points on 5-of-7 shooting, with two four-point plays.

• Before he went scoreless at Miami (Fla.), he averaged 13.7 points and shot 50.0 percent over those six games, way up from his season total of 8.1 points per game and 46.4 percent from the field. He scored in double figures in five of the six games.

• So what clicked? Cone said in his postgame interview on ACC Network at Syracuse that he stayed patient and his confidence grew with each shot after preparing for moments like that.

WEEKLY AWARDS AMONG BEST

• Landers Nolley has won the ACC Freshman of the Week award five times this season, which is the second most among high-major players.

Player	Conf.	H
Kofi Cockburn (Illinois)	B1G	6
Jeremiah Robinson-Earl (Nova)	BIG EAST	6
Landers Nolley (Virginia Tech)	ACC	5
Isaiah Stewart (Washington)	Pac-12	4

DUO THAT CAN SCORE

• When Tyrece Radford and Landers Nolley each dropped 21 points on Wake Forest on Jan. 14, it marked the first time two Hokies had 20-point outings in the same game since Jan. 5, 2019.

• On that day, Kerry Blackshear Jr. (now with Florida) and Nickeil Alexander-Walker (now with the Pelicans) both had 20-plus versus Boston College.

• During that span, 37 games had passed before Radford and Nolley accomplished the feat.

20 LIKE IT'S NOTHIN'

• Only 24 players in high-major conferences have racked up nine or more 20-point games this season, including Tech's Landers Nolley.

• Of the 24, six reside in the ACC with Landers Nolley having his most recent one versus BC.

Player	20+ G	PPG	GP
Jordan Nwora (Louisville)	13	17.9	29
Elijah Hughes (Syracuse)	13	18.8	28
Vernon Carey Jr. (Duke)	12	17.6	28
Landers Nolley (Virginia Tech)	9	16.6	28
Buddy Boeheim (Syracuse)	9	15.0	28
Michael Devoe (Georgia Tech)	9	16.0	25

EFFICIENT AS THEY GET

• If you throw minimums out the window (at least 20% of possessions used, eg.), redshirt freshman Tyrece Radford ranks No. 14 in the country in offensive efficiency rating with a 127.7 clip, according to KenPom. He is shooting a team-high 60.5 percent.

SHARING IS CARING

• When the Hokies assisted on 20 of 21 made field goals in their win at Syracuse on Jan. 7, it marked the second-highest assist percentage (95.2%) in a DI game this season.

THE FIRST

• Since the Hokies joined in the ACC in 2004, Mike Young became the first Tech coach to win two of his first three road games.

• Young earned wins on the road at Clemson on Nov. 5 in the season opener and at Syracuse Jan. 7.

Coach	W	L
Mike Young (2019-20)	at CLEM, at 'Cuse	at UVA
Buzz Williams (2014-15)		at FSU, at UofL, at UNC
James Johnson (2012-13)	at Miami (Fla.)	at ND, at UVA
Seth Greenberg (2004-05)	at GT	at Duke, at FSU

DON'T MAKE 'EM LIKE ME ANYMORE

• Landers Nolley is a rare breed when it comes to his stat line, as he is one of only four high-major players to average more than 16.5 points, 6.0 rebounds and 2.5 assists per game.

• He is one of 14 total players nationally with those averages as well.

Player	PTS	REB	AST
Cole Anthony (UNC)	19.4	6.2	3.8
Tres Tinkle (Oregon State)	18.1	7.1	3.3
Timmy Allen (Utah)	17.4	7.3	3.0
Landers Nolley (Virginia Tech)	16.6	6.1	2.5

ONE OF THE BEST IN 2019

• Tech coach Mike Young fielded one of the better records in the 2019 calendar year, sitting tied for second in Division I versus Division I games.

• Young racked up 20 wins at Wofford, getting 16 in conference play, three in the SoCon tourney and one in the NCAA Tournament, while 10 Ws at Tech.

Coach	Team(s)	R	WP
Mark Few	Gonzaga	33-3	.917
Mike Young	VT/Wofford	30-4	.882
Ritchie McKay	Liberty	30-4	.882
Tony Bennett	Virginia	33-5	.868
Mike Krzyzewski	Duke	32-6	.842

HOME SWEET HOME

• Wrapping up nonconference play with a win over Maryland Eastern Shore, the Hokies extended their home nonconference winning streak to 32 games, which is a school record.

• Tech is in elite company among high-major schools, sitting with the third-best win streak.

Team	Conference	Streak
Butler	BIG EAST	58
Florida State	ACC	37
Virginia Tech	ACC	32
Auburn	SEC	28



STREAKS...

Overall	Lost 3
Unranked teams anywhere	Lost 2
Ranked teams anywhere	Lost 4
Home	Lost 2
Home ACC	Lost 2
Home nonconference	Won 32
Home ranked teams	Lost 2
Home unranked teams	Lost 2
Road	Lost 4
Road ACC	Lost 4
Road ranked teams	Lost 3
Road unranked teams	Lost 3
Neutral	Lost 2
Neutral ranked teams	Won 1
Neutral unranked teams	Lost 2

CONSECUTIVE STARTS...

Wabissa Bede	33 games
Nahiem Alleyne	8 games
Tyrece Radford	8 games
Isaiah Wilkins	1 game
John Ojiako	1 game
P.J. Horne	---
Landers Nolley II	---
Jalen Cone	---
Hunter Cattoor	---
Branden Johnson	---

CONSECUTIVE GAMES WITH A 3...

Hunter Cattoor	4 games
Jalen Cone	4 games
Wabissa Bede	3 games
Landers Nolley	2 games
P.J. Horne	1 game

ACTIVE PROS... (according to Euro Basket)

Nickeil Alexander-Walker	Erie Bayhawks
Seth Allen	JuveCaserta
Jeff Allen	San Carlos in Dominican Rep. TBS
C.J. Barksdale	Salou in Spanish EBA
Justin Bibbs	Maine Red Claws
Malcolm Delaney	FC Barcelona Lassa
Zabian Dowdell	Pistoia
Jarell Eddie	Universidad Catolica de Murcia CB
Erick Green	Real Betis
Shane Henry	Reales LV in Dominican Rep. LNB
Ahmed Hill	Northern Arizona Suns
Will Johnston	Sydney City Comets
Robert Krabbendam	Rotterdam in Dutch Eredivisie
Zach LeDay	Žalgiris Kaunas - Lithuania
Malik Mueller	Hamburg in German BBL
Ty Outlaw	Lavrio in Greek A1
Cadarian Raines	Beroe in Bulgarian NBL
Justin Robinson	Delaware Blue Coats
Joey van Zegeren	Castello
A.D. Vassallo	Astros in Mexican LNBP
Deron Washington	Trieste

ON THIS DATE...

Overall	10-15 (.400)
Conference Record	4-11 (.267)
Away	1-5 (.167)
Televised Games	0-5 (.000)
Opponent is ranked	0-1 (.000)
Streak	Loss 6
Last	L, 60-56 vs. No. 19 UNC, 2014
Last Five	0-5

VERY FEW MISCUES

- Over the last 10 seasons in Division I, there have been 80 games when a team commits two or less turnovers, including Tech's most recent game against Maryland Eastern Shore. It's only happened four times this season.
- Tech played 35 minutes of turnover-free basketball before it coughed up its first miscue, as it was on pace to be just the second team in the last decade to complete a game with zero TOs (Wisconsin, 2015 vs. Iowa).

FRESHMEN LEADING THE CHARGE

- Tech has had its freshmen carry the load this year, with the Hokies ranking fourth nationally in highest percentage of minutes played by freshmen (63.8%) and second among high-majors (Memphis).
- The Hokies also rank second nationally in percentage of points scored by freshmen (75.4%), which is first among high-major conference teams.

FRESHIES BEYOND THE ARC

- There is only one school that has four freshmen that have made at least 40 3-pointers this season.
- The Hokies are the lone program, with Elon (CAA) and Merrimack (NEC) being the only two teams that have three freshies with 40 triples or more.

Player	Team	Year	3s
Landers Nolley	Virginia Tech	r-Fr.	64
Jalen Cone	Virginia Tech	Fr.	55
Nahiem Alleyne	Virginia Tech	Fr.	43
Hunter Cattoor	Virginia Tech	Fr.	41

ANOTHER ONE

- Landers Nolley earned his fifth ACC Freshman of the Week on Jan. 13, which is the most by a Tech freshman since the school joined the league in '04.
- He averaged 21 points, six boards and 2.5 assists a game vs. 'Cuse and NC State.
- It hasn't been that long since an ACC freshman has won the award five times, with Duke's Zion Williamson and North Carolina's Coby White each winning it five times last year.
- The record for most times winning it is 10, with North Carolina's Tyler Hansbrough (2005-06), Georgia Tech's Kenny Anderson (1989-90) and Duke's Jabari Parker (2013-14) all being tied (10).

RECAPPIN' THE MSU WIN

- The win over then-No. 3/3 Michigan State in Maui marked coach Mike Young's first ranked win at Tech, his first win over coach Tom Izzo and the Hokies' first-ever victory over Michigan State.
- It was Tech's second straight win over a ranked Big Ten team, ironically, following its win over then-No. 23/22 Purdue last season at the Charleston Classic in the title game.
- Marked Tech's second straight game of coming up with a win against the AP's No. 3 team, which it hadn't done since 1962 (Kentucky) and '64 (Vandy).
- First win over a top-10 team during a non-conference game since Dec. 3, 1983 vs. No. 7 NC State and its first over a top-five team since Dec. 12, 1964 vs. No. 3 Vanderbilt.

ACC REPPIN' WELL

- When the Hokies took down then-No. 3/3 Michigan State in Maui, they joined two other ACC teams that have taken down a top-10 foe, joining then-No. 4/4 Duke over then-No. 3/3 Kansas and then-[RV/RV] Florida State over then-No. 6/6 Florida.
- However, Tech was the only team of the three to not be in either (AP, Coaches) Top 25 poll or receiving votes, thus the biggest upset.

Team	Opponent	Score	Location
Virginia Tech	#3/3 MSU	71-66	Maui
#4/4 Duke	#3/3 Kansas	68-66	New York
[RV/RV] FSU	#6/6 Florida	63-51	Gainesville

JUST HOLD ON

- When the Hokies went up double digits against then-No. 10/8 Duke, they let it slip away, which is something they haven't done in quite some time.
- The last time Tech blew a double-digit lead in a loss was on March 5, 2019 at Florida State. It held a 14-point lead, which was two more points than it owned versus the Blue Devils (12).

ON COVER OF LETHAL WEAPON

- With the Hokies starting 5-0 in back-to-back seasons, it marked the first time Tech has done that since the falls of 1981 and 1982.
- The starts for those teams were 9-0 ('81) and 7-0 ('82), while Tech began last season 5-0 before falling at Penn State in the ACC/B1G Challenge.
- Tech started this season 6-0 before losing to Dayton in the semifinals of the Maui invite.

561 AND COUNTING

- Tech has hit a 3-pointer in 561 straight games.
- Since the 3-point arc was added for the 1986-87 season, the Hokies have hit at least one 3 in all but three games.
- The last time Tech didn't record a 3-pointer in a game was at Providence on Feb. 1, 2003.

EIGHT-HUNDID

- In November when the Hokies took down USC Upstate, it marked the 800th men's basketball contest in Cassell Coliseum.

RAINING 3s

- To say the Hokies have been pretty good from downtown might be an understatement.
- On Nov. 20, they broke two records with their 21 triples against Delaware State in Blacksburg.
- The school record, which stood at 18 against Central Connecticut State on Dec. 1, 2018, fell, while the ACC record of 20 set by Florida State against Maine on Dec. 8, 2007, was broken too.
- And, to top it off, Tech did its feat of 21 with a longer way to go, with the new 3-point line distance put into play this season.

Team	3FG	ATT	%	3 Line
Virginia Tech (2019-20)	21	37	56.8	22'1¼"
Florida State (2007-08)	20	35	57.1	19'9"
Virginia Tech (2018-19)	18	33	54.5	20'9"



POINTS, REBOUNDS & ASSISTS GAME-BY-GAME

Opponent	Date	Score		0	1	2	3	4	11	14	15	21	23	24
				CATTOOR, HU	WILKINS, IS	NOLLEY II,	BEDE, WABIS	ALLEYNE, NA	PALMER, BRE	HORNE, P.J.	CONE, JALEN	OJIAKO, JOH	RADFORD, TY	JOHNSON, BR
at Clem	11/05/2019	67-60	W	0-4-0	4-6-2	30-5-0	7-8-6	11-3-1	DNP	8-7-2	3-1-0	0-1-0	4-4-0	DNP
Coppin	11/08/2019	74-42	W	5-8-3	7-7-0	11-7-1	3-9-10	18-2-0	0-1-0	9-3-2	5-1-0	6-2-0	10-8-1	0-1-0
USCU	11/13/2019	80-57	W	9-0-1	2-4-2	23-6-3	7-2-8	9-2-4	DNP	9-4-0	11-1-0	4-3-0	6-4-1	DNP
Lehigh	11/16/2019	79-53	W	11-1-2	2-4-0	27-5-4	4-3-6	5-2-1	DNP	14-5-0	8-1-4	0-2-0	8-11-2	0-1-0
DSU	11/20/2019	100-64	W	8-6-4	15-6-7	10-1-3	5-5-10	20-4-1	DNP	7-2-1	17-1-1	9-7-0	9-8-2	0-0-0
vs MSU	11/25/2019	71-66	W	10-2-3	2-1-1	22-4-5	11-3-5	10-3-1	DNP	12-7-1	2-2-0	2-2-0	0-1-0	DNP
vs UD	11/26/2019	62-89	L	12-1-0	3-3-1	15-6-1	6-2-6	9-2-3	DNP	7-3-1	0-0-0	4-1-0	6-2-1	DNP
vs BYU	11/27/2019	77-90	L	3-4-0	3-1-0	22-7-1	11-4-7	12-3-4	DNP	13-4-1	2-0-0	2-2-0	9-2-1	DNP
Duke	12/06/2019	63-77	L	0-0-0	7-4-2	7-8-4	12-4-5	6-2-1	DNP	15-6-0	2-0-0	2-0-0	12-7-0	DNP
UTC	12/11/2019	63-58	W	DNP	0-1-1	19-6-3	7-8-7	22-5-0	DNP	2-5-0	3-1-0	2-1-0	8-7-1	DNP
GW	12/15/2019	73-46	W	11-1-2	13-2-3	18-9-3	8-1-5	0-2-1	DNP	3-5-0	6-1-1	4-9-0	10-10-0	0-1-0
VMI	12/21/2019	64-55	W	14-5-1	13-4-2	4-2-2	4-3-2	5-2-2	DNP	6-4-0	9-1-0	2-0-1	7-10-4	0-0-0
UMES	12/29/2019	92-37	W	17-4-1	4-4-2	18-10-3	0-3-6	5-1-2	2-3-0	7-5-0	11-4-1	15-8-0	13-2-5	0-2-0
at UVa	01/04/2020	39-65	L	4-1-1	3-0-1	18-5-2	0-4-2	2-2-0	DNP	4-5-0	0-1-0	0-1-0	8-3-0	DNP
at Syr	01/07/2020	67-63	W	3-0-3	3-3-1	13-5-4	2-3-8	6-3-1	DNP	12-2-0	19-1-1	2-2-0	7-9-2	DNP
NCSU	01/11/2020	72-58	W	5-4-2	0-3-0	29-7-1	2-2-7	5-4-2	DNP	3-6-0	10-1-0	0-1-0	18-9-1	DNP
at Wake	01/14/2020	80-70	W	0-1-0	0-2-1	21-3-2	6-3-9	10-2-0	DNP	7-5-0	15-0-0	0-2-0	21-13-1	0-1-0
Syr	01/18/2020	69-71	L	0-0-0	5-3-2	13-6-7	9-5-3	17-3-4	DNP	9-5-0	14-0-1	DNP	2-6-5	DNP
UNC	01/22/2020	79-77	Wot2	5-2-1	2-1-0	22-7-2	8-5-8	11-2-3	DNP	6-5-0	18-7-2	5-2-0	2-3-0	DNP
at BC	01/25/2020	56-61	L	3-3-2	3-2-0	15-2-2	9-5-5	10-3-0	DNP	3-6-1	6-0-1	0-2-0	7-9-0	DNP
at Miami	01/28/2020	61-71	L	6-4-1	3-1-1	14-5-2	1-2-8	7-2-0	DNP	6-4-1	0-2-0	0-1-0	24-8-1	DNP
FSU	02/01/2020	63-74	L	10-2-2	7-1-0	14-7-2	4-5-6	7-0-1	DNP	0-3-0	3-1-0	0-1-0	18-6-1	DNP
at GaTech	02/04/2020	57-76	L	2-2-3	7-3-1	10-7-2	3-1-2	5-2-2	DNP	5-3-0	7-0-1	2-1-0	12-3-1	4-5-0
BC	02/08/2020	73-77	Lot	0-1-1	3-1-0	29-11-1	5-2-3	16-5-2	DNP	4-4-0	6-1-0	0-1-0	10-4-4	DNP
Pitt	02/15/2020	67-57	W	6-1-0	3-2-2	7-12-6	2-3-3	7-1-4	DNP	18-1-1	12-1-1	4-9-0	8-3-4	DNP
Miami	02/19/2020	95-102	Lot3	6-1-0	0-0-0	18-11-1	8-5-6	9-3-0	DNP	2-4-0	20-0-2	6-6-0	26-10-2	DNP
at Duke	02/22/2020	64-88	L	10-1-0	11-6-5	3-1-0	3-4-2	9-1-1	DNP	0-2-0	6-2-1	6-4-0	16-9-4	0-0-0
UVa	02/26/2020	53-56	L	6-2-1	0-2-1	13-5-2	5-2-3	2-1-1	DNP	9-2-0	8-1-0	2-3-0	8-4-2	DNP

CARRY THE LOAD

- When Tech had three players (Jalen Cone, Nahiem Alleyne, Isaiah Wilkins) hit five 3-pointers against Delaware State, it marked the first time that three players have hit at least four 3s in a game since Nov. 17, 2017, when Tech beat Washington 103-79 in Madison Square Garden.
- It also was the first time in at least a decade Tech had three players with five triples to their name.
- It marked the first time a high-major has had three players with five or more 3s in a game since March 4, 2019, when Virginia had Kyle Guy (8), De'Andre Hunter (5) and Ty Jerome (5) accomplished the feat against Syracuse in the Dome.

CAN THEY OVERCOME IT?

- Tech lacks two things that can be pretty important in basketball - a lack of experience and height.
- The Hokies rank near the bottom out of the 353 teams in Division I for those two categories, sitting with shortest roster out of the high-majors (333rd overall) and the second-youngest out of the high-majors (Utah) and No. 349 overall, according to KenPom.
- Be on the lookout for how Tech responds with composure in key situations and winning the boards and paint.

DECADE PLUS

- It's been at least over a decade since the last time two Tech freshmen scored in double figures in the Hokies' first two games of the season.
- The two freshmen were Nahiem Alleyne, who had 11 points at Clemson (11/5) and 18 versus Coppin State (11/8), and Landers Nolley, who tallied 30 points at Clemson and 11 vs. Coppin State.

LET'S KEEP IT GOING

- Tech hasn't lost a home nonconference game since Dec. 30, 2015 against West Virginia (88-63), owning a 32-game streak.
- The previous best was 23, which was set twice from 1980-84 and 2005-09. The current streak began on Nov. 11, 2016, against Maine.

MAKE IT RAIN

- Tech was coming off quite the three-game stretch, racking up 47 3s before it went to Maui, with a multitude of players that made 3s.
- Tech had six guys hit a 3 against Coppin State (11/8) and USC Upstate (11/13), marking the first time that has happened in consecutive games since December 2018 versus Central Connecticut State (1st) and VMI (5th).
- Since 2010, the Hokies have had 28 games in which they have had at least six players make a 3. In those games, they are 24-4.
- The most they've had hit a 3 is eight players in a game, which has happened just once since 2010 (Houston Baptist on Nov. 21, 2017).

SHARING THE ROCK

- According to KenPom, a Virginia Tech alum by the way, Wabissa Bede is one of the best in the nation in assist rate (assists divided by FGs made by player's teammates while he is on the court.)
- He ranks 30th nationally and eighth among high-majors with a 34.7 assist rate.

SO, WHY ARE THEY PLAYING WELL?

- If you look at how the Hokies have played in the Mike Young era, one thing sticks out - few TOs.
- According to KenPom, Tech has a turnover percentage of 14.1, good for fourth nationally.
- Tech gets a good amount of its points from the 3-point line, sitting No. 7 for averaging 41.8 percent of its points distribution from 3-land.

IT'S BEEN A MINUTE

- The last time the Hokies started the season with a conference game was on Nov. 30, 1963 versus Richmond, a 77-53 win, spanning 56 years and making Tech 2-0 its last two instances.
- With Landers Nolley's 30 points against Clemson, it marked the most points scored by a Tech freshman since 2013 (Jalen Hudson, 32 vs. Wake).

HOME IS WHERE THE HEART IS

- Mike Young grew up in Radford, Virginia, which is approximately 20 minutes away from Blacksburg, the home of the Hokies.
- Ironically enough, one of Young's first-ever college basketball games as a kid was a Virginia Tech game inside Cassell Coliseum, a place where Young now calls his home.

DYNAMIC TRIO

- Against Coppin State, the Hokies had three freshmen in double figures, marking the first time since Feb. 25, 2015, when they took on Duke.
- The three versus the Eagles were Nahiem Alleyne (18 points), Landers Nolley (11) and Tyrece Radford (10).
- The trio against Duke was Jalen Hudson (23 points), Ahmed Hill (10) and Justin Bibbs (10).



THE FEW, THE PROUD

- There are 216 instances that a player has scored 30 or more points in a DI game on the road.
- Of the 216, only 18 players have done it in a high-major road conference game (Nolley).

Player	Opponent	Score
Luka Garza (Iowa)	Michigan	44
Markus Howard (Marquette)	Georgetown	42
Payton Pritchard (Oregon)	Arizona	38
Markus Howard (Marquette)	Providence	38
Luka Garza (Iowa)	Indiana	38
Jordan Nwora (Louisville)	BC	37
Kira Lewis Jr. (Alabama)	Georgia	37
David Duke (Providence)	Creighton	36
Anthony Edwards (Georgia)	South Carolina	36
Trevion Williams (Purdue)	Michigan	36
Isaiah Joe (Arkansas)	Ole Miss	34
Moses Wright (Georgia Tech)	Syracuse	33
Elijah Hughes (Syracuse)	Georgia Tech	33
Daniel Oturu (Minnesota)	Penn State	32
Landers Nolley (Virginia Tech)	Clemson	30
Mason Jones (Arkansas)	Alabama	30
Skyлар Mays (LSU)	Auburn	30
Brad Davison (Wisconsin)	Nebraska	30
Remy Martin (Arizona State)	UCLA	30
Immanuel Quickley (Kentucky)	Texas A&M	30

HE'S MORE THAN A POINT GUARD

- Junior Wabissa Bede, who has only scored in double figures six times in his career out of 76 games, has gotten it done in other ways so far.
- Known as a stocky guy, weighing 200 pounds and being called a fire hydrant by Jay Bilas, Bede has been a force on the boards so far, as well as playing the distributor role, a role he played sparingly the last two years with the all-time assists leader, Justin Robinson, running the point.
- In his game against Coppin State, Bede almost did something that hasn't happened in three years, a double-double with just rebounds and assists, collecting 10 assists and nine rebounds. (Chris Clarke on Dec. 17, 2016, triple-double).
- And speaking of Robinson, the last time a player had 10 assists after Bede's night versus Coppin State was when Robinson tallied the single-game school record with 13 versus Central Connecticut State on Dec. 1, 2018. Bede dished out 10 again a few weeks later vs. Delaware State on Nov. 20.

ELITE COMPANY

- After scoring a little under half of the Hokies' points against Clemson, Landers Nolley found himself in elite company among league peers.
- The small forward scored the fourth-most points by an ACC freshman in a debut, joining preseason ACC Freshman of the Year Cole Anthony of North Carolina this week with each totaling at least 30.

Player	Opponent	Date	PTS
Cole Anthony (UNC)	Notre Dame	Nov. 6, 2019	34
RJ Barrett (Duke)	Kentucky	Nov. 6, 2018	33
J.J. Hickson (NC State)	William & Mary	Nov. 15, 2007	31
Landers Nolley (VT)	Clemson	Nov. 5, 2019	30
Ishua Benjamin (NC State)	Prairie View	Nov. 26, 1994	29
Ivan Wagner (NC State)	VMI	Nov. 25, 1995	29
Zion Williamson (Duke)	Kentucky	Nov. 6, 2018	28
Sylyen Landesberg (UVA)	VMI	Nov. 16, 2008	28
Rashad McCants (UNC)	Penn State	Nov. 18, 2002	28

TEAM HIGHS & LOWS

Virginia Tech - Game Highs

POINTS	100	Delaware St. (11/20/2019)
	95	Miami (FL) (02/19/2020)
	92	UMES (12/29/2019)
	80	at Wake Forest (01/14/2020)
	80	USC Upstate (11/13/2019)
FIELD GOALS MADE	35	Delaware St. (11/20/2019)
	32	UMES (12/29/2019)
FIELD GOAL ATTEMPTS	86	Miami (FL) (02/19/2020)
	72	UMES (12/29/2019)
FIELD GOAL PERCENTAGE	.565 (35-62)	Delaware St. (11/20/2019)
	.534 (31-58)	vs BYU (N) (11/27/2019)
	.534 (31-58)	USC Upstate (11/13/2019)
3 PT FG MADE	21	Delaware St. (11/20/2019)
	15	Syracuse (01/18/2020)
3 PT FG ATTEMPTS	37	North Carolina (01/22/2020)
	37	Syracuse (01/18/2020)
	37	Delaware St. (11/20/2019)
	37	Lehigh (11/16/2019)
3 PT FG PERCENTAGE	.568 (21-37)	Delaware St. (11/20/2019)
	.500 (11-22)	at Wake Forest (01/14/2020)
	.500 (11-22)	vs BYU (N) (11/27/2019)
FREE THROWS MADE	24	Miami (FL) (02/19/2020)
	19	NC State (01/11/2020)
FREE THROW ATTEMPTS	29	at Wake Forest (01/14/2020)
	28	Miami (FL) (02/19/2020)
FREE THROW PERCENTAGE	1.000 (6-6)	Florida St. (02/01/2020)
	.905 (19-21)	NC State (01/11/2020)
REBOUNDS	53	UMES (12/29/2019)
	49	Coppin St. (11/08/2019)
ASSISTS	29	Delaware St. (11/20/2019)
	22	Syracuse (01/18/2020)
STEALS	11	at Miami (FL) (01/28/2020)
	11	at Wake Forest (01/14/2020)
BLOCKED SHOTS	8	Miami (FL) (02/19/2020)
	6	vs Michigan St. (N) (11/25/20)
	6	USC Upstate (11/13/2019)
TURNOVERS	15	Coppin St. (11/08/2019)
	14	at Boston College (01/25/2020)
	14	Duke (12/06/2019)
FOULS	24	Miami (FL) (02/19/2020)
	24	at Wake Forest (01/14/2020)

Virginia Tech - Game Lows

POINTS	39	at Virginia (01/04/2020)
	53	Virginia (02/26/2020)
	56	at Boston College (01/25/2020)
	57	at Georgia Tech (02/04/2020)
	61	at Miami (FL) (01/28/2020)
FIELD GOALS MADE	13	at Virginia (01/04/2020)
	19	Virginia (02/26/2020)
FIELD GOAL ATTEMPTS	48	at Virginia (01/04/2020)
	50	at Syracuse (01/07/2020)
FIELD GOAL PERCENTAGE	.271 (13-48)	at Virginia (01/04/2020)
	.344 (21-61)	VMI (12/21/2019)
3 PT FG MADE	4	at Georgia Tech (02/04/2020)
	4	at Virginia (01/04/2020)
3 PT FG ATTEMPTS	20	Duke (12/06/2019)
	21	at Boston College (01/25/2020)
	21	Chattanooga (12/11/2019)
	21	vs Dayton (N) (11/26/2019)
	21	vs Michigan St. (N) (11/25/20)
3 PT FG PERCENTAGE	.160 (4-25)	at Virginia (01/04/2020)
	.174 (4-23)	at Georgia Tech (02/04/2020)
FREE THROWS MADE	3	Lehigh (11/16/2019)
	4	Syracuse (01/18/2020)
	4	Duke (12/06/2019)
	4	vs BYU (N) (11/27/2019)
FREE THROW ATTEMPTS	4	Lehigh (11/16/2019)
	6	Pittsburgh (02/15/2020)
	6	Florida St. (02/01/2020)
	6	Duke (12/06/2019)
FREE THROW PERCENTAGE	.500 (5-10)	at Boston College (01/25/2020)
	.500 (4-8)	Syracuse (01/18/2020)
REBOUNDS	21	vs Dayton (N) (11/26/2019)
	23	Virginia (02/26/2020)
ASSISTS	6	at Virginia (01/04/2020)
	10	Virginia (02/26/2020)
STEALS	1	Syracuse (01/18/2020)
	1	vs BYU (N) (11/27/2019)
BLOCKED SHOTS	0	at Syracuse (01/07/2020)
	0	at Virginia (01/04/2020)
	0	Gardner-Webb (12/15/2019)
TURNOVERS	2	UMES (12/29/2019)
	7	Virginia (02/26/2020)
	7	Syracuse (01/18/2020)
	7	VMI (12/21/2019)
	7	Chattanooga (12/11/2019)
FOULS	6	Duke (12/06/2019)
	8	VMI (12/21/2019)
	8	Lehigh (11/16/2019)

Opponent - Game Highs

POINTS	102	Miami (FL) (02/19/2020)
	90	vs BYU (N) (11/27/2019)
	89	vs Dayton (N) (11/26/2019)
	88	at Duke (02/22/2020)
	77	Boston College (02/08/2020)
	77	North Carolina (01/22/2020)
	77	Duke (12/06/2019)
FIELD GOALS MADE	35	vs Dayton (N) (11/26/2019)
	33	Miami (FL) (02/19/2020)
FIELD GOAL ATTEMPTS	79	Miami (FL) (02/19/2020)
	71	Coppin St. (11/08/2019)
FIELD GOAL PERCENTAGE	.636 (35-55)	vs Dayton (N) (11/26/2019)
	.542 (32-59)	vs BYU (N) (11/27/2019)
3 PT FG MADE	17	vs BYU (N) (11/27/2019)
	13	VMI (12/21/2019)
3 PT FG ATTEMPTS	39	Coppin St. (11/08/2019)
	34	vs BYU (N) (11/27/2019)
3 PT FG PERCENTAGE	.500 (17-34)	vs BYU (N) (11/27/2019)
	.458 (11-24)	vs Dayton (N) (11/26/2019)
FREE THROWS MADE	29	Miami (FL) (02/19/2020)
	23	at Duke (02/22/2020)
FREE THROW ATTEMPTS	32	Miami (FL) (02/19/2020)
	31	at Duke (02/22/2020)
FREE THROW PERCENTAGE	1.000 (10-10)	Duke (12/06/2019)
	.906 (29-32)	Miami (FL) (02/19/2020)
REBOUNDS	55	Miami (FL) (02/19/2020)
	49	at Duke (02/22/2020)
ASSISTS	22	vs BYU (N) (11/27/2019)
	22	vs Dayton (N) (11/26/2019)
STEALS	8	at Boston College (01/25/2020)
	8	Duke (12/06/2019)
	8	Coppin St. (11/08/2019)
BLOCKED SHOTS	9	at Duke (02/22/2020)
	8	Miami (FL) (02/19/2020)
TURNOVERS	23	VMI (12/21/2019)
	19	Lehigh (11/16/2019)
FOULS	27	at Wake Forest (01/14/2020)
	21	vs Dayton (N) (11/26/2019)

Opponent - Game Lows

POINTS	37	UMES (12/29/2019)
	42	Coppin St. (11/08/2019)
	46	Gardner-Webb (12/15/2019)
	53	Lehigh (11/16/2019)
	55	VMI (12/21/2019)
FIELD GOALS MADE	14	UMES (12/29/2019)
	14	Coppin St. (11/08/2019)
FIELD GOAL ATTEMPTS	48	at Boston College (01/25/2020)
	49	Virginia (02/26/2020)
FIELD GOAL PERCENTAGE	.197 (14-71)	Coppin St. (11/08/2019)
	.237 (14-59)	UMES (12/29/2019)
3 PT FG MADE	3	USC Upstate (11/13/2019)
	5	Pittsburgh (02/15/2020)
3 PT FG ATTEMPTS	15	at Miami (FL) (01/28/2020)
	17	at Syracuse (01/07/2020)
3 PT FG PERCENTAGE	.120 (3-25)	USC Upstate (11/13/2019)
	.154 (6-39)	Coppin St. (11/08/2019)
FREE THROWS MADE	0	VMI (12/21/2019)
	2	UMES (12/29/2019)
FREE THROW ATTEMPTS	0	VMI (12/21/2019)
	5	UMES (12/29/2019)
	5	Lehigh (11/16/2019)
FREE THROW PERCENTAGE	.400 (2-5)	UMES (12/29/2019)
REBOUNDS	26	Delaware St. (11/20/2019)
	28	Lehigh (11/16/2019)
ASSISTS	6	at Syracuse (01/07/2020)
	6	Coppin St. (11/08/2019)
STEALS	1	North Carolina (01/22/2020)
	1	at Wake Forest (01/14/2020)
	1	UMES (12/29/2019)
	1	Chattanooga (12/11/2019)
BLOCKED SHOTS	1	at Syracuse (01/07/2020)
	1	vs Dayton (N) (11/26/2019)
	1	Delaware St. (11/20/2019)
	1	Lehigh (11/16/2019)
	1	Coppin St. (11/08/2019)
TURNOVERS	4	Syracuse (01/18/2020)
	6	vs BYU (N) (11/27/2019)
FOULS	8	Florida St. (02/01/2020)
	9	Lehigh (11/16/2019)



PROGRAM HISTORY

First Year	1908
All-Time Record	1,481-1,231 (.546)
Conference Record	458-637 (.418)
Televised Games	244-229 (.516)
Overtime Games	69-53 (.566)
VT Ranked	86-42 (.672)
NCAA Tournaments	9 (most recent 2018-19)
NIT Appearances	13 (most recent 2015-16)
Most wins	26 (2018-19)
Highest AP Ranking	No. 8 (1995)

CASELL COLISEUM

Capacity	9,275
Seasons in Use	59th season
Tech Record	613-202 (.752)
ACC Record	75-61 (.552)
vs. Nonconference	421-71 (.856)
vs. Ranked Teams	24-54 (.308)

2019-20 RECRUITING CLASS

- Coach Mike Young signed his first recruiting class in Blacksburg and it sure was a goodie, getting two ESPN top 100 players.
- The class, made up of two consensus four-star guards, ranks No. 35 in the country according to 247 Sports and No. 33 on Rivals.
- Darius Maddox (top) preps at Oak Hill Academy, a place heq will have a one-year stint at after scoring over 350 points at St. John's High School and leading them to a 27-12 record and top-10 ranking in the state.
- Joe Bamisile (bottom) plays at Monacan High School, where he averaged 28 points, seven rebounds and two assists last year, earning VHSL All-state honors and the Region 4B Co-Player of the Year.
- Maddox ranks No. 93 and Bamisile sits at No. 64 on ESPN's recruiting site.



PLAYER HIGHS & LOWS

Virginia Tech - Individual Game Highs

POINTS	30	Landers Nolley II at Clemson (11/05/2019)
	29	Landers Nolley II vs Boston College (02/08/2020)
	29	Landers Nolley II vs NC State (01/11/2020)
	27	Landers Nolley II vs Lehigh (11/16/2019)
	26	Tyrece Radford vs Miami (FL) (02/19/2020)
FIELD GOALS MADE	12	Landers Nolley II vs Boston College (02/08/2020)
	12	Landers Nolley II at Clemson (11/05/2019)
FIELD GOAL ATTEMPTS	23	Landers Nolley II at Clemson (11/05/2019)
	22	Landers Nolley II vs Boston College (02/08/2020)
FIELD GOAL PERCENTAGE (min 5 made)	.857 (6-7)	Nahiem Alleyne vs Syracuse (01/18/2020)
	.857 (6-7)	Tyrece Radford vs Duke (12/06/2019)
3 PT FG MADE	7	Landers Nolley II vs Lehigh (11/16/2019)
	6	Jalen Cone vs North Carolina (01/22/2020)
3 PT FG ATTEMPTS	13	Landers Nolley II vs Syracuse (01/18/2020)
	12	Landers Nolley II vs Lehigh (11/16/2019)
3 PT FG PERCENTAGE (min 2 made)	1.000 (3-3)	Jalen Cone vs USC Upstate (11/13/2019)
	1.000 (2-2)	P.J. Horne vs Michigan St. (N) (11/25/2019)
FREE THROWS MADE	10	Landers Nolley II vs North Carolina (01/22/2020)
	9	Landers Nolley II vs Miami (FL) (02/19/2020)
	9	Landers Nolley II vs NC State (01/11/2020)
FREE THROW ATTEMPTS	12	Tyrece Radford at Wake Forest (01/14/2020)
	11	Landers Nolley II vs North Carolina (01/22/2020)
FREE THROW PERCENTAGE (min 3 made)	1.000 (8-8)	Landers Nolley II vs Michigan St. (N) (11/25/2020)
	1.000 (7-7)	Jalen Cone at Georgia Tech (02/04/2020)
	1.000 (6-6)	Landers Nolley II vs Virginia (02/26/2020)
	1.000 (6-6)	Tyrece Radford vs Miami (FL) (02/19/2020)
	1.000 (5-5)	Nahiem Alleyne vs Chattanooga (12/11/2019)
	1.000 (4-4)	Jalen Cone at Syracuse (01/07/2020)
	1.000 (4-4)	Hunter Cattoor at Virginia (01/04/2020)
	1.000 (3-3)	Nahiem Alleyne vs Boston College (02/08/2020)
	1.000 (3-3)	Nahiem Alleyne vs UMEs (12/29/2019)
	1.000 (3-3)	Jalen Cone vs VMI (12/21/2019)
	1.000 (3-3)	Isaiah Wilkins vs Gardner-Webb (12/15/2019)
REBOUNDS	13	Tyrece Radford at Wake Forest (01/14/2020)
	12	Landers Nolley II vs Pittsburgh (02/15/2020)
ASSISTS	10	Wabissa Bede vs Delaware St. (11/20/2019)
	10	Wabissa Bede vs Coppin St. (11/08/2019)
STEALS	4	Isaiah Wilkins at Georgia Tech (02/04/2020)
	4	Wabissa Bede at Boston College (01/25/2020)
	4	Tyrece Radford at Wake Forest (01/14/2020)
BLOCKED SHOTS	5	John Ojiako vs Miami (FL) (02/19/2020)
	3	John Ojiako vs UMEs (12/29/2019)
TURNOVERS	9	Landers Nolley II vs Duke (12/06/2019)
	6	Wabissa Bede at Miami (FL) (01/28/2020)
FOULS	5	John Ojiako at Duke (02/22/2020)
	5	P.J. Horne vs Miami (FL) (02/19/2020)
	5	Nahiem Alleyne vs Boston College (02/08/2020)
	5	Wabissa Bede at Boston College (01/25/2020)
	5	John Ojiako at Wake Forest (01/14/2020)
	5	Landers Nolley II at Wake Forest (01/14/2020)
	5	Isaiah Wilkins at Clemson (11/05/2019)

Opponent - Individual Game Highs

POINTS	28	Garrison Brooks vs North Carolina (01/22/2020)
	27	Isaiah Wong vs Miami (FL) (02/19/2020)
	27	Devin Vassell vs Florida St. (02/01/2020)
	26	Buddy Boeheim vs Syracuse (01/18/2020)
	24	Obi Toppin vs Dayton (N) (11/26/2019)
FIELD GOALS MADE	11	Garrison Brooks vs North Carolina (01/22/2020)
	10	Buddy Boeheim vs Syracuse (01/18/2020)
	10	Obi Toppin vs Dayton (N) (11/26/2019)
FIELD GOAL ATTEMPTS	21	John Crosby vs Delaware St. (11/20/2019)
	20	Buddy Boeheim vs Syracuse (01/18/2020)
FIELD GOAL PERCENTAGE (min 5 made)	1.000 (5-5)	Kolby Lee vs BYU (N) (11/27/2019)
	.857 (6-7)	Dalton Nixon vs BYU (N) (11/27/2019)
3 PT FG MADE	7	Devin Vassell vs Florida St. (02/01/2020)
	6	Travis Eevee vs VMI (12/21/2019)
3 PT FG ATTEMPTS	13	Buddy Boeheim vs Syracuse (01/18/2020)
	12	Travis Eevee vs VMI (12/21/2019)
3 PT FG PERCENTAGE (min 2 made)	1.000 (7-7)	Devin Vassell vs Florida St. (02/01/2020)
	1.000 (2-2)	Jonathan Scott vs Chattanooga (12/11/2019)
	1.000 (2-2)	Dalton Nixon vs BYU (N) (11/27/2019)
	1.000 (2-2)	Omari Peek-Green vs Delaware St. (11/20/2019)
FREE THROWS MADE	14	Isaiah Wong vs Miami (FL) (02/19/2020)
	9	Steffon Mitchell vs Boston College (02/08/2020)
FREE THROW ATTEMPTS	14	Isaiah Wong vs Miami (FL) (02/19/2020)
	11	Steffon Mitchell vs Boston College (02/08/2020)
FREE THROW PERCENTAGE (min 3 made)	1.000 (14-14)	Isaiah Wong vs Miami (FL) (02/19/2020)
	1.000 (7-7)	Everette Hammond vs USC Upstate (11/13/2019)
	1.000 (4-4)	Tre Jones at Duke (02/22/2020)
	1.000 (4-4)	Chris Lykes vs Miami (FL) (02/19/2020)
	1.000 (4-4)	DJ Vasiljevic vs Miami (FL) (02/19/2020)
	1.000 (4-4)	Devin Vassell vs Florida St. (02/01/2020)
	1.000 (4-4)	Harlond Beverly at Miami (FL) (01/28/2020)
	1.000 (4-4)	Jairus Hamilton at Boston College (01/25/2020)
	1.000 (4-4)	Wendell Moore vs Duke (12/06/2019)
	1.000 (4-4)	Vernon Carey vs Duke (12/06/2019)
	1.000 (4-4)	Zac Seljaas vs BYU (N) (11/27/2019)
	1.000 (4-4)	John Newman III at Clemson (11/05/2019)
	1.000 (3-3)	Isaiah Wong at Miami (FL) (01/28/2020)
	1.000 (3-3)	Armando Bacot vs North Carolina (01/22/2020)
REBOUNDS	18	Keith Stone vs Miami (FL) (02/19/2020)
	15	Steffon Mitchell vs Boston College (02/08/2020)
	15	Aamir Simms at Clemson (11/05/2019)
ASSISTS	9	Markell Johnson vs NC State (01/11/2020)
	9	Jalen Crutcher vs Dayton (N) (11/26/2019)
STEALS	4	Au'Diese Toney vs Pittsburgh (02/15/2020)
	4	Dejuan Clayton vs Coppin St. (11/08/2019)
BLOCKED SHOTS	3	Devon Daniels vs NC State (01/11/2020)
	3	Ty Gibson vs UMEs (12/29/2019)
	3	Ludovic Dufeal vs Gardner-Webb (12/15/2019)
TURNOVERS	7	Travis Eevee vs VMI (12/21/2019)
	6	Derryck Thornton vs Boston College (02/08/2020)
FOULS	5	Sam Waardenburg vs Miami (FL) (02/19/2020)
	5	Xavier Johnson vs Pittsburgh (02/15/2020)
	5	Luka Kraljevic vs Boston College (02/08/2020)
	5	Jairus Hamilton vs Boston College (02/08/2020)
	5	Armando Bacot vs North Carolina (01/22/2020)
	5	Marek Dolezal at Syracuse (01/07/2020)
	5	Tyler Creamer vs VMI (12/21/2019)
	5	Malik Hall vs Michigan St. (N) (11/25/2019)
	5	Tevin Mack at Clemson (11/05/2019)



CATEGORY LEADERS

Points				Scoring Average				Free Throw Percentage				Free Throw Attempts							
##	Player	G	Pts	Pts/G	##	Player	G	Pts	Pts/G	##	Player	Made	Att	Pct	##	Player	G	Att	Att/G
2	Nolley II, Landers	28	465	16.6	2	Nolley II, Landers	28	465	16.6	15	Cone, Jalen	28	31	.903	2	Nolley II, Landers	28	102	3.6
23	Radford, Tyrece	28	289	10.3	23	Radford, Tyrece	28	289	10.3	2	Nolley II, Landers	81	102	.794	23	Radford, Tyrece	28	74	2.6
4	Alleyne, Nahiem	28	255	9.1	4	Alleyne, Nahiem	28	255	9.1	4	Alleyne, Nahiem	42	57	.737	4	Alleyne, Nahiem	28	57	2.0
15	Cone, Jalen	28	223	8.0	15	Cone, Jalen	28	223	8.0	1	Wilkins, Isaiiah	16	22	.727	3	Bede, Wabissa	28	44	1.6
14	Horne, P.J.	28	200	7.1	14	Horne, P.J.	28	200	7.1	23	Radford, Tyrece	52	74	.703	15	Cone, Jalen	28	31	1.1
0	Cattoor, Hunter	27	166	6.1	0	Cattoor, Hunter	27	166	6.1	0	Cattoor, Hunter	13	20	.650					
3	Bede, Wabissa	28	152	5.4	3	Bede, Wabissa	28	152	5.4	21	Ojiako, John	15	24	.625					
1	Wilkins, Isaiiah	28	125	4.5	1	Wilkins, Isaiiah	28	125	4.5	14	Horne, P.J.	12	20	.600					
21	Ojiako, John	27	79	2.9	21	Ojiako, John	27	79	2.9	3	Bede, Wabissa	22	44	.500					
24	Johnson, Branden	9	4	0.4	11	Palmer, Brendan	2	2	1.0										
11	Palmer, Brendan	2	2	1.0	24	Johnson, Branden	9	4	0.4										

Field Goal Percentage				Field Goal Attempts				Rebounds				Rebounds Average							
##	Player	FG	Att	Pct	##	Player	G	Att	Att/G	##	Player	G	Reb	Reb/G	##	Player	G	Reb	Reb/G
23	Radford, Tyrece	118	195	.605	2	Nolley II, Landers	28	421	15.0	23	Radford, Tyrece	28	175	6.3	23	Radford, Tyrece	28	175	6.3
21	Ojiako, John	32	58	.552	4	Alleyne, Nahiem	28	216	7.7	2	Nolley II, Landers	28	170	6.1	2	Nolley II, Landers	28	170	6.1
14	Horne, P.J.	77	170	.453	23	Radford, Tyrece	28	195	7.0	14	Horne, P.J.	28	117	4.2	14	Horne, P.J.	28	117	4.2
15	Cone, Jalen	70	159	.440	14	Horne, P.J.	28	170	6.1	3	Bede, Wabissa	28	106	3.8	3	Bede, Wabissa	28	106	3.8
0	Cattoor, Hunter	56	139	.403	3	Bede, Wabissa	28	161	5.8	1	Wilkins, Isaiiah	28	77	2.8	1	Wilkins, Isaiiah	28	77	2.8
4	Alleyne, Nahiem	85	216	.394															
2	Nolley II, Landers	160	421	.380															
3	Bede, Wabissa	58	161	.360															
1	Wilkins, Isaiiah	44	130	.338															
24	Johnson, Branden	2	6	.333															
11	Palmer, Brendan	1	4	.250															

3-Point FG Percentage				3-Point FG Attempts				Offensive Rebounds				Defensive Rebounds							
##	Player	3FG	Att	Pct	##	Player	G	Att	Att/G	##	Player	G	OReb	OReb/G	##	Player	G	DReb	DReb/G
15	Cone, Jalen	55	109	.505	2	Nolley II, Landers	28	196	7.0	23	Radford, Tyrece	28	65	2.3	2	Nolley II, Landers	28	147	5.3
0	Cattoor, Hunter	41	105	.390	4	Alleyne, Nahiem	28	115	4.1	21	Ojiako, John	27	28	1.0	23	Radford, Tyrece	28	110	3.9
4	Alleyne, Nahiem	43	115	.374	15	Cone, Jalen	28	109	3.9	2	Nolley II, Landers	28	23	0.8	14	Horne, P.J.	28	97	3.5
14	Horne, P.J.	34	101	.337	0	Cattoor, Hunter	27	105	3.9	1	Wilkins, Isaiiah	28	21	0.8	3	Bede, Wabissa	28	96	3.4
2	Nolley II, Landers	64	196	.327	14	Horne, P.J.	28	101	3.6	14	Horne, P.J.	28	20	0.7	4	Alleyne, Nahiem	28	61	2.2
1	Wilkins, Isaiiah	21	73	.288															
3	Bede, Wabissa	14	59	.237															
23	Radford, Tyrece	1	11	.091															

Fouls				Foul Outs				
##	Player	G	PF	PF/G	##	Player	G	FO
14	Horne, P.J.	28	60	2.1	21	Ojiako, John	27	2
2	Nolley II, Landers	28	57	2.0	14	Horne, P.J.	28	1
3	Bede, Wabissa	28	53	1.9	2	Nolley II, Landers	28	1
23	Radford, Tyrece	28	45	1.6	3	Bede, Wabissa	28	1
4	Alleyne, Nahiem	28	43	1.5	4	Alleyne, Nahiem	28	1

Assists				Blocks				Steals						
##	Player	G	Asst	Asst/G	##	Player	G	Blk	Blk/G	##	Player	G	Stl	Stl/G
3	Bede, Wabissa	28	158	5.6	21	Ojiako, John	27	21	0.8	3	Bede, Wabissa	28	31	1.1
2	Nolley II, Landers	28	69	2.5	14	Horne, P.J.	28	19	0.7	23	Radford, Tyrece	28	29	1.0
23	Radford, Tyrece	28	46	1.6	3	Bede, Wabissa	28	11	0.4	0	Cattoor, Hunter	27	24	0.9
4	Alleyne, Nahiem	28	42	1.5	23	Radford, Tyrece	28	10	0.4	1	Wilkins, Isaiiah	28	22	0.8
1	Wilkins, Isaiiah	28	38	1.4	2	Nolley II, Landers	28	10	0.4	2	Nolley II, Landers	28	21	0.8

Minutes				
##	Player	G	Min	Min/G
2	Nolley II, Landers	28	864	30:52
3	Bede, Wabissa	28	840	29:60
14	Horne, P.J.	28	786	28:03
4	Alleyne, Nahiem	28	749	26:44
23	Radford, Tyrece	28	733	26:12

Turnovers				
##	Player	G	TO	TO/G
2	Nolley II, Landers	28	76	2.7
3	Bede, Wabissa	28	48	1.7
14	Horne, P.J.	28	27	1.0
15	Cone, Jalen	28	26	0.9
23	Radford, Tyrece	28	21	0.8

DOUBLE-DOUBLE TRACKER

Opponent	Date	Player	Points	Rebounds	Assists	Blocks	Steals
Gardner-Webb (W, 73-46)	Dec. 15	Tycece Radford	10	10	0	0	1
UMES (W, 82-37)	Dec. 29	Landers Nolley II	18	10	3	0	0
Wake Forest (W, 80-70)	Jan. 14	Tycece Radford	21	13	1	0	4
Boston College (L, 77-73 OT)	Feb. 8	Landers Nolley II	29	11	1	1	0
Miami (Fla.) (L, 102-95 3OT)	Feb. 19	Landers Nolley II	18	11	1	1	0
Miami (Fla.) (L, 102-95 3OT)	Feb. 19	Tycece Radford	26	10	2	1	3

YOUNG & PRETTY GOOD

- Tech has had the luxury of having some solid first-year players since freshmen became eligible to play in 1974, and has no shortage this year.
- Landers Nolley's 30 points were tied for the third most by a freshman, trailing Jalen Hudson and Larry Cooke's 32 points. He followed it up with a 29-point performance against NC State, which is tied for the fifth most.

Player	Opponent	Date	Points
Larry Cooke	EKU	Feb. 3, 1975	32
Jalen Hudson	Wake Forest	March 10, 2013	32
Landers Nolley	Clemson	Nov. 5, 2019	30
Russell Davis	Vermont	Dec. 31, 1974	30
Landers Nolley	BC	Feb. 8, 2020	29
Landers Nolley	NC State	Jan. 11, 2020	29
Nickeil Alexander-Walker	The Citadel	Nov. 12, 2017	29

THE BEST IS YET TO COME

- Coach Young, known as one of the better X's and O's coaches in the country, had his Terriers in some of the top categories nationally over his 17-year span.
- This past season, which was Wofford's best in school history, the Terriers were 16th in assist/turnover ratio (1.39), 11th in field-goal percentage (49.0), second in 3-point field-goal percentage (41.4) and second in scoring margin (16.7).

WELL, THIS IS NEW

- A new staff is in place for Tech and there are also quite a few freshmen with six.
- The six freshies make Tech one of only 20 schools to have six or more, including one of 13 high-majors.

TIME TO STEP UP

- With the Hokies losing three players now playing in the NBA or G-League and the SEC Preseason Player of the Year, Tech returns just one starter from a year ago in guard Wabissa Bede.
- That means four role players or newcomers will have to step up and contribute big minutes right away for Mike Young.

FEW AND FAR BETWEEN

- Tech returns only 13.3 points per game from its team last year that average 73.5, which is made up of four letterwinners.
- That accounts for the Hokies bringing back just 18.1 percent of its scoring total, making them one of only six schools in the nation to return less than 20 percent of its scoring.





Mike YOUNG

- First season at Virginia Tech
- 18th as a head coach in Division I
- Produced three AP All-America selections at Wofford
- Took Wofford to five NCAA Tournament appearances

The Young File

PERSONAL

BORN: May 1, 1963
 HOMETOWN: Radford, Virginia
 FAMILY: Wife (Margaret), Children (Cooper & Davis)
 COACHING RECORD AT VIRGINIA TECH: 15-13 (1st year)
 CAREER HEAD COACHING RECORD: 314-257 (.550)

EDUCATION

Emory & Henry (1986)
 JOINED TECH STAFF: April 7, 2019
 YEARS OF COLLEGIATE HEAD COACHING: 18
 YEARS OF COLLEGIATE COACHING: 33

COACHING CAREER

Year	School
1986-88	Assistant Coach, Emory & Henry
1988-89	Assistant Coach, Radford
1989-02	Assistant Coach, Wofford
2002-19	Head Coach, Wofford
2019-present	Head Coach, Virginia Tech

ACCOMPLISHMENTS

- Five NCAA Tournaments**
2019, 2015, 2014, 2011, 2010
- Five SoCon Tournament Championships**
2019, 2015, 2014, 2011, 2010
- Four SoCon Regular-Season Titles**
2019, 2015, 2011, 2010
- Two-time National Coach of the Year**
2019 (Sporting News), 2010 (Hugh Durham)
- Three AP All-America Selections**
Fletcher Magee (2018-19) Karl Cochran (2014-15) Noah Dahlman (2009-10)
- Four SoCon Player of the Years**
Fletcher Magee (2017-18, 2018-19) Karl Cochran (2014-15) & Noah Dahlman (2009-10)
- All-SoCon**
24 selections (Coaches) 34 selections (media)

Mike Young begins his first season as the head men's basketball coach at Virginia Tech. The veteran head coach comes home to the New River Valley with a wealth of experience and the desire and focus to lead this Hokies program in its quest to be among the best in the ACC and the nation.

Since arriving in Blacksburg, Young has worked diligently to assemble a top-level coaching staff. Along with that staff, Young has devoted countless hours toward putting together a competitive roster for the 2019-20 season and making a noticeable impact on the always evolving national recruiting community.

The Radford, Virginia native joins the Hokies after a record-setting 17-year tenure as the head coach at Wofford. The Terriers posted a 30-5 overall record in 2018-19, including a perfect 18-0 mark in Southern Conference play, and registered a convincing 84-68 win over Seton Hall in the first round of the 2019 NCAA Tournament.

The 2019 Sporting News Coach of the Year, Young finished third in last season's Associated Press Coach of the Year voting behind Texas Tech's Chris Beard and Houston's Kelvin Sampson. In his 17 seasons at the helm as head coach of Wofford College, Young built the Terriers into one of the Southern Conference's preeminent programs and a perennial NCAA Tournament participant. He guided Wofford to five NCAA Tournament berths over the past 10 seasons and five Southern Conference championships. In addition to the on-court success of his teams, 100 percent of Young's student-athletes at Wofford who completed their eligibility graduated.

In addition to owning numerous coaching accolades, Young currently serves as a member of the NCAA's Men's Basketball Ethics Committee.

Young compiled a 299-244 (.551) overall record at Wofford and earned Southern Conference Coach of the Year honors four times (2010, 2014, 2015 and 2019). Under his guidance, the Terriers registered an impressive list of nonconference wins, including ones over the likes of Auburn, Cincinnati, Clemson, Georgia, Georgia Tech, NC State, Purdue, Seton Hall, South Carolina, Virginia Tech, Xavier and Wake Forest. Arguably the most compelling nonconference victory of his tenure at Wofford came on Dec. 20, 2017 when the Terriers faced then-No. 5 North Carolina at the Dean Smith Center in Chapel Hill, North Carolina and registered a 79-75 victory over head coach Roy Williams and the Tar Heels.

Prior to assuming the head coaching reins for the Terriers in 2002-03, Young was an assistant coach to current Wofford Director of Athletics Richard Johnson. Young came to

Wofford after serving as a graduate assistant for one year under Oliver Purnell at Radford University.

A 1986 graduate of Emory & Henry College, he was a four-year letterman in basketball for coach Bob Johnson and the team captain his junior and senior seasons. He credits Johnson for having a major influence on his playing and coaching career.

Upon his graduation, Young became a full-time assistant coach for two years at Emory & Henry before moving on to Radford. Another of Young's mentors is Fletcher Arritt, longtime coach of Fork Union (Va.) Military Academy. Young played one season for him before attending Emory & Henry. In the summer of 2015, Young was inducted into the Emory & Henry College Sports Hall of Fame, as well as the Radford High School Hall of Fame.

Young and wife Margaret have a daughter, Cooper, a student at the University of the South, and a son, Davis, who is attending Blacksburg High School.

YEAR BY YEAR

Year	School	Rec.	Conf.	Postseason
2019-20	Virginia Tech	15-13	6-11	---
2018-19	Wofford	30-5	18-0	NCAA Round of 32
2017-18	Wofford	21-13	11-7	CIT
2016-17	Wofford	16-17	10-8	
2015-16	Wofford	15-17	11-7	
2014-15	Wofford	28-7	16-2	NCAA First Round
2013-14	Wofford	20-13	11-5	NCAA First Round
2012-13	Wofford	13-19	7-11	
2011-12	Wofford	19-14	12-6	CBI
2010-11	Wofford	21-13	14-4	NCAA First Round
2009-10	Wofford	26-9	15-3	NCAA First Round
2008-09	Wofford	16-14	12-8	
2007-08	Wofford	16-16	8-12	
2006-07	Wofford	10-20	5-13	
2005-06	Wofford	11-18	6-9	
2004-05	Wofford	14-14	7-9	
2003-04	Wofford	9-20	4-12	
2002-03	Wofford	14-15	8-8	



BOUNCE BACK TIME

- When Mike Young loses a basketball game, it rarely spills into the next game, with his teams bouncing back with a W, especially over the last five years with him being .600 by going 36-24.
- Young went 4-0 last year after a loss and 9-3 the year prior with the Terriers. He is 4-7 at Tech.

Season	G	W	L	Pct.
2002-03	14	7	7	.500
2003-04	19	7	12	.368
2004-05	13	5	8	.385
2005-06	17	8	9	.471
2006-07	19	6	13	.316
2007-08	15	7	8	.467
2008-09	13	8	5	.615
2009-10	8	5	3	.625
2010-11	12	9	3	.750
2011-12	13	8	5	.615
2012-13	18	9	9	.500
2013-14	12	7	5	.583
2014-15	6	5	1	.833
2015-16	16	9	7	.563
2016-17	16	10	6	.625
2017-18	12	9	3	.750
2018-19	4	4	0	1.000
2019-20	12	4	8	.333
Total	239	127	112	.531



WHEN IT COUNTS

- Mike Young brings a polished resume from his time at Wofford and you can see that in the numbers he carries regarding finishing a lead when his teams have had one over his years of coaching, with 18 seasons to be exact.
- Over the last six years when Young has had a lead with five minutes to go, he usually holds on to it to preserve the win, boasting a .910 winning percentage to his name.
- Since his arrival to Tech, the Hokies have carried the trend also, owning a 13-2 record.

Year	G	W	L	Pct.
2014-15	25	23	2	.920
2015-16	17	14	3	.824
2016-17	17	15	2	.882
2017-18	21	19	2	.905
2018-19	27	27	0	1.000
2019-20	15	13	2	.867
Total	122	111	11	.910

Opponent	G	W	L	Pct.
High-Major	12	9	3	.750
Mid-Major	110	102	8	.927
Conference	72	63	9	.875
Nonconference	50	48	2	.960
Postseason	9	7	2	.778

WHAT THEY'RE SAYING



So much for our No. 1 this week! That was quick. What a win for @HokiesMBB and first-year Virginia Tech coach Mike Young.



Today we saw why many NBA folks felt that Mike Young could be an offensive coordinator at the professional level. Guy is a genius offensively.



The best compliment I could give Mike Young is that when you talk to any coach from the Southern Conference, where he spent the previous 17 seasons, they all say the same thing: He's a GREAT basketball coach.

Ask @ForbesETSUhoops.

Scott Van Pelt @notthefakeSVP · Nov 25, 2019
Replying to @GaryParrishCBS
I love watching his half court stuff. It's art.



Mike Young can coach, people.

On Coach Young VT

Mike Young is one of those 20-year overnight sensations. Those of us who know college basketball have always recognized what a great coach he is. The nation found out this season in the NCAA Tournament. He is a great fit for Virginia Tech.

-Fran Fraschilla
Former NCAA head coach & current ESPN college basketball analyst

On Coach Young VT

Mike Young has shown during his tenure at Wofford that not only is he an outstanding coach, but he's also a program builder. He develops players and men. He's an excellent communicator and teacher. His teams are always sound, tough, unselfish and fun to watch.

-Clark Kellogg
CBS Sports Men's Basketball Analyst





LANDERS NOLLEY II (NAH-lee)

Redshirt Freshman | 6-7 | 225
G/F | Atlanta, Ga.

High School
Langston Hughes

Major: Public Health

2

5x ACC Freshman of the Week (Nov. 18, Dec. 2, 16, 30, Jan. 13)
Maui Jim Maui Invitational All-Tournament Team
2018-19 ACC Academic Honor Roll

AT THE RIM

- Has played in all 28 games, drawing 26 starts.
- Fourth in the ACC in scoring (16.6 PPG), 13th in field-goal % (38.0), seventh in FT% (79.4), seventh in 3s made a game (2.29) and tied for ninth in defensive rebounds a game (5.25).
- Led Tech in scoring with 13 points and was the lone Hokie in double figures against [RV/RV] Virginia (2/26), while recording a team-high five rebounds, two assists, one block and a steal.
- Tallied his third double-double, recording 18 points, 11 rebounds and one assist versus Miami (Fla.) (2/19).
- Had the best debut by a freshman in Tech history, breaking the school record of most points in a debut with a career-high 30, the fourth-most by an ACC freshman in a debut.
- Led Langston Hughes HS to two state titles.
- His father, Landers Nolley Sr., played for Dale Brown at LSU.

CAREER HIGHS

Table with columns: Statistic, Value, Opponent/Date

GAME-BY-GAME STATS

Table with columns: Opponent, Date, GS, MIN, FG-FGA, PCT, 3FG-FGA, PCT, FT-FTA, PCT, DEF, TOT, AVG, PF, A, T/O, BLK, STL, PTS, AVG

CAREER STATS

Table with columns: SEASON, TEAM, GP-GS, MIN/AVG, FG-FGA, FG%, 3FG-FGA, 3FG%, FT-FTA, FT%, OFF DEF TOT, AVG, PF-FO, AST TO, BLK-STL, PTS, AVG



WABISSA BEDE (wa-BEE-sah BEE-dee)

Junior | 6-0 | 200
G | North Andover, Mass.

High School
Cushing Academy

Major: Communications

3

2018-19 ACC Academic Honor Roll

AT THE RIM

- Has played in all 28 games, starting each contest.
- Fourth in the ACC in assists per game (5.64) and first in assist-turnover ratio (3.29). Then he is fourth in ACC-only games with 5.06 assists p/g and first with a 2.61 A/TO ratio.
- Tallied five points, two rebounds, three assists and a steal against [RV/RV] Virginia (2/26).
- Recorded three points, four rebounds, two assists and a block at No. 6/6 Duke (2/22).
- Had his most points in six games (Jan. 25), posting eight points, five rebounds, six assists and two steals vs. Miami (Fla.) (2/19).
- Put together a near double-double effort versus North Carolina (1/22), posting eight points, eight assists and five rebounds.
- Played in 35 games, starting 28 of those in 2018-19.

CAREER HIGHS

Table with columns: Statistic, Value


GAME-BY-GAME STATS

Table with columns: Opponent, Date, GS, MIN, Total, FG-FGA, PCT, 3-Pointers, FT-FTA, PCT, Free throws, Rebounds, PF, A, T/O, BLK, STL, PTS, AVG

CAREER STATS

Table with columns: SEASON, TEAM, GP-GS, MIN/AVG, FG-FGA, FG%, 3FG-FGA, 3FG%, FT-FTA, FT%, OFF DEF TOT, AVG, PF-FO, AST TO, BLK-STL, PTS, AVG





NAHIEM ALLEYNE (na-HEEM ah-LEAN)

Freshman | 6-3 | 195
G | Buford, Ga.

High School
Mountain View

Major: University Studies

4

AT THE RIM

- Has played in all 28 games, drawing 23 starts.
- Tallied two points, one rebound, an assist and a block against [RV/RV] Virginia (2/26).
- Scored nine points for the second straight game and had one rebound and an assist at No. 6/6 Duke (2/22).
- Posted nine points & three boards versus Miami (Fla.) (2/19).
- Turned in his best scoring game, recording a career-high 22 points on 7-of-13 shooting, while going a perfect 5 for 5 from the charity stripe, and five rebounds vs. Chattanooga (12/11).
- Two-year letterwinner at Mountain View High School.
- GHSA All-State and All-Region.
- Averaged 17.2 points per game and made 63 three-pointers in the 2018-19 season.
- A three-star on 247 Sports.
- Ranked as the 21st-best player in the state of Georgia.

CAREER HIGHS

Statistic	Value
Points	22 vs Chattanooga 12/11/19
Rebounds	5 vs Boston College 02/08/20, vs Chattanooga 12/11/19
Assists	4 4 times
Steals	2 vs Michigan St. 11/25/19
Blocks	2 vs Delaware St. 11/20/19
FG Made	7 vs Delaware St. 11/20/19, vs Chattanooga 12/11/19
FG Attempts	16 vs Boston College 02/08/20
3FG Made	5 vs Delaware St. 11/20/19, vs Syracuse 01/18/20
3FG Attempts	10 vs Boston College 02/08/20
FT Made	5 at Clemson 11/05/19, vs Chattanooga 12/11/19, at Wake Forest 01/14/20
FT Attempts	6 at Clemson 11/05/19, at Wake Forest 01/14/20

GAME-BY-GAME STATS

Opponent	Date	GS	MIN	Total FG-FGA	PCT	3FG-FGA	PCT	FT-FTA	PCT	OFF DEF	TOT	PF	A	T/O	BLK	STL	PTS	AVG			
at Clemson	11/05/2019		22:44	2-9	.222	2-6	.333	5-6	.833	0	3	3	3	0	1	1	11	11.0			
Coppin St.	11/08/2019	*	23:28	6-8	.750	4-6	.667	2-2	1.000	0	2	2	2	5	0	0	18	14.5			
USC Upstate	11/13/2019	*	25:13	3-6	.500	1-3	.333	2-3	.667	0	2	2	2	3	0	4	0	9	12.7		
Lehigh	11/16/2019	*	20:43	1-7	.143	0-3	.000	3-4	.750	0	2	2	2	3	0	1	0	5	10.8		
Delaware St.	11/20/2019	*	31:15	7-11	.636	5-9	.556	1-1	1.000	0	4	4	2	6	0	1	0	21	12.6		
vs Michigan St.	11/25/2019	*	33:51	3-10	.300	2-4	.500	2-3	.667	0	3	3	2	2	1	0	0	2	10.12.2		
vs Dayton	11/26/2019	*	30:57	3-8	.375	0-1	.000	3-5	.600	0	2	2	2	6	2	3	1	0	9	11.7	
vs BYU	11/27/2019	*	36:28	5-8	.625	2-4	.500	0-0	.000	0	3	3	2	6	1	4	2	1	0	12	11.8
Duke	12/06/2019	*	32:25	2-6	.333	1-3	.333	1-2	.500	2	0	2	2	6	0	1	1	0	6	11.1	
Chattanooga	12/11/2019	*	35:32	7-13	.538	3-7	.429	5-5	1.000	1	4	5	2	8	1	0	2	0	22	12.2	
Gardner-Webb	12/15/2019	*	23:15	0-4	.000	0-2	.000	0-0	.000	0	2	2	2	7	1	1	1	0	0	11.1	
VMI	12/21/2019	*	27:43	2-7	.286	0-2	.000	1-3	.333	0	2	2	2	7	0	2	1	0	0	5	10.6
UMES	12/29/2019	*	25:05	1-10	.100	0-5	.000	3-3	1.000	1	0	1	2	5	0	2	1	0	0	5	10.2
at Virginia	01/04/2020	*	22:14	1-9	.111	0-1	.000	0-0	.000	0	2	2	2	5	2	0	0	0	1	2	9.6
at Syracuse	01/07/2020	*	22:55	2-6	.333	2-6	.333	0-2	.000	1	2	3	2	5	1	2	0	0	0	6	9.3
NC State	01/11/2020	*	21:18	1-6	.167	1-1	1.000	2-3	.667	0	4	4	2	6	2	2	0	0	0	5	9.1
at Wake Forest	01/14/2020		17:58	2-3	.667	1-2	.500	5-6	.833	0	2	2	2	6	2	0	0	0	1	10	9.1
Syracuse	01/18/2020		28:32	6-7	.857	5-6	.833	0-0	.000	0	3	3	2	6	1	4	0	0	0	17	9.6
North Carolina	01/22/2020		33:47	4-11	.364	3-9	.333	0-0	.000	0	2	2	2	6	0	3	0	0	0	11	9.6
at Boston College	01/25/2020		23:07	4-9	.444	2-4	.500	0-1	.000	0	3	3	2	6	3	0	1	1	0	10	9.7
at Miami (FL)	01/28/2020	*	17:51	3-4	.750	1-2	.500	0-0	.000	0	2	2	2	6	2	0	0	0	1	7	9.5
Florida St.	02/01/2020	*	21:56	2-6	.333	1-4	.250	2-2	1.000	0	0	0	2	5	3	1	1	0	0	7	9.4
at Georgia Tech	02/04/2020	*	30:03	2-5	.400	1-4	.250	0-0	.000	1	1	2	2	4	3	2	1	0	0	5	9.2
Boston College	02/08/2020	*	37:12	5-16	.313	3-10	.300	3-3	1.000	0	5	5	2	5	2	0	0	0	0	16	9.5
Pittsburgh	02/15/2020	*	29:43	3-6	.500	1-4	.250	0-0	.000	0	1	1	2	5	2	4	3	0	0	7	9.4
Miami (FL)	02/19/2020	*	29:03	4-8	.500	1-3	.333	0-0	.000	0	3	3	2	5	1	0	0	0	1	9	9.4
at Duke	02/22/2020	*	20:46	3-8	.375	1-3	.333	2-3	.667	0	1	1	2	4	1	1	1	0	0	9	9.4
Virginia	02/26/2020	*	23:35	1-5	.200	0-1	.000	0-0	.000	0	1	1	2	4	2	1	0	1	0	2	9.1
Totals			23	748:40	.394	43-115	.374	42-57	.737	6	61	67	2.4	43	42	20	6	9	255	9.1	

CAREER STATS

SEASON	TEAM	GP-GS	MIN	AVG	FG-FGA	FG%	3FG-FGA	3FG%	FT-FTA	FT%	OFF	DEF	TOT	AVG	PF	FO	AST	TO	BLK	STL	PTS	AVG
2019-20	Hokies	28-23	749/26.7		85-216	.394	43-115	.374	42-57	.737	6	61	67	2.4	43-1	42	20	6	9	255	9.1	
TOTAL		28-23	749/26.7		85-216	.394	43-115	.374	42-57	.737	6	61	67	2.4	43-1	42	20	6	9	255	9.1	



JONATHAN KABONGO (kuh-BONGO)

Sophomore | 6-4 | 195
G | Toronto, Canada

High School
Thornlea Secondary

Major: Creative Writing

10

AT THE RIM

- Has yet to see action.
- Played in 21 games in 2018-19.
- Hit a 3-pointer, pulled down two rebounds and swatted a shot against Miami (Fla) in the second round of the ACC Tournament.
- Tied a career high and scored an ACC-high six points at Pitt, while collecting ACC highs in three categories—two rebounds, one assist and a steal in his second-most minutes of the season with 13.
- Scored his first points in ACC action, coming off the bench in the final minute and making a layup versus Syracuse.
- Played in his first league game against Wake Forest .
- Scored his first points as a Hokie against Central Connecticut State, nailing a 3-pointer.
- Played in the season opener against Gardner-Webb, earning his first assist.

CAREER HIGHS

Statistic	Value
Points	6 at Pittsburgh 02/16/19, vs UMES 12/28/18
Rebounds	2 at Pittsburgh 02/16/19, vs Northeastern 11/16/18, vs Miami (FL) 03/13/19
Assists	1 4 times
Steals	1 at Notre Dame 02/23/19, at Pittsburgh 02/16/19, vs South Carolina St. 12/09/18
Blocks	1 vs Miami (FL) 03/13/19
FG Made	2 at Pittsburgh 02/16/19, vs UMES 12/28/18
FG Attempts	5 vs UMES 12/28/18
3FG Made	2 at Pittsburgh 02/16/19
3FG Attempts	4 vs Central Conn. St. 12/01/18, vs UMES 12/28/18
FT Made	1 vs Virginia 02/18/19, vs UMES 12/28/18
FT Attempts	2 vs UMES 12/28/18

GAME-BY-GAME STATS

CAREER STATS

SEASON	TEAM	GP-GS	MIN	AVG	Field Goals	3-Point	F-Throws	Rebounds	PF	FO	AST	TO	BLK	STL	PTS	AVG					
2018-19	Hokies	21-0	102/4.8		11-28	.393	7-22	.318	2-4	.500	0	12	12	0.6	10-0	4	4	1	3	31	1.5
TOTAL		21-0	102/4.8		11-28	.393	7-22	.318	2-4	.500	0	12	12	0.6	10-0	4	4	1	3	31	1.5





JALEN CONE

Freshman | 5-10 | 170
G | Walkertown, N.C.

High School
Walkertown

Major: Undecided

15

AT THE RIM

- Has played in all 28 games, drawing three starts.
- Makes 2.18 triples per game in ACC play, which is seventh.
- Recorded eight points, including two 3-pointers, and one rebound against [RV/RV] Virginia (2/26).
- Tallied six points and two rebounds at No. 6/6 Duke (2/22).
- Played his most minutes (36) and followed suit with a career-high 20 points, hitting four 3-pointers for the second straight game and six free throws versus Miami (Fla.) (2/19).
- Hit a career-high six 3-pointers on his way to 18 points and pulled down a career-best seven rebounds vs. UNC (1/22).
- Reclassified from the 2020 class and graduated from high school this past summer a year early.
- Ranked 53rd in the ESPN 100 rankings for the Class of 2020.
- Has a daughter named Ivy Faithe Cone.

CAREER HIGHS

Table with 3 columns: Statistic, Value, and Opponent/Date. Rows include Points (20 vs Miami), Rebounds (7 vs North Carolina), Assists (4 vs Lehigh), Steals (1 vs Delaware), Blocks (1 vs North Carolina), FG Made (6 vs North Carolina), FG Attempts (14 vs Miami), 3FG Made (6 vs North Carolina), 3FG Attempts (11 vs North Carolina), FT Made (7 at Georgia Tech), FT Attempts (7 vs Miami).

GAME-BY-GAME STATS

Large table with columns for Opponent, Date, GS, MIN, Total (FG-FGA, PCT, 3FG-3FGA, PCT, FT-FTA, PCT, OFF DEF TOT AVG), PF, A, T/O, BLK, STL, PTS, AVG. Includes a Totals row at the bottom.

CAREER STATS

Summary table for Jalen Cone's career stats across seasons and teams.



JOHN OJIAKO (OH-gee-ah-co)

Freshman | 6-10 | 240
F | Lagos, Nigeria

High School
Admiral Farragut

Major: Undecided

21

AT THE RIM

- Has played in 27 games.
- Earned the first start of his career against [RV/RV] Virginia (2/26), logging two points, three rebounds and a block.
- Played 20-plus minutes for the second straight game for the first time of his career, logging 20 minutes at No. 6/6 Duke (2/22) with six points, four points and a block.
- Played a career-high 23 minutes and swatted a career-best five blocks and had six rebounds & six points vs. Miami (2/19).
- Pulled down nine rebounds to tie his career high and chipped in four points, one block and a steal against Pitt (2/15).
- Originally from Nigeria, played his high school basketball first in Kentucky and last year in St. Petersburg, Florida.
- Rated as No. 25 center in the nation and No. 10 player in Florida by ESPN.
- Three-star prospect on 247 Sports and Rivals.com.
- Hopes to become a medical doctor.

CAREER HIGHS

Table with 3 columns: Statistic, Value, and Opponent/Date. Rows include Points (15 vs UMES), Rebounds (9 vs Pittsburgh), Assists (1 vs VMI), Steals (2 vs USC Upstate), Blocks (5 vs Miami), FG Made (5 vs UMES), FG Attempts (10 vs UMES), FT Made (5 vs UMES), FT Attempts (6 vs UMES).

GAME-BY-GAME STATS

Large table with columns for Opponent, Date, GS, MIN, Total (FG-FGA, PCT, 3FG-3FGA, PCT, FT-FTA, PCT, OFF DEF TOT AVG), PF, A, T/O, BLK, STL, PTS, AVG. Includes a Totals row at the bottom.

CAREER STATS

Summary table for John Ojiako's career stats across seasons and teams.





GRANT YATES

Sophomore | 6-8 | 210
F | Gainesville, Va.

High School / Last School
Battlefield / Christopher Newport

Major: Business

13

AT THE RIM

- Due to NCAA transfer rules, will have to sit out this season.
- Walk-on after transferring from Christopher Newport University.
- At Christopher Newport, he appeared in 19 games as a freshman in the 2018-19 season.
- Scored 17 points and grabbed 11 rebounds on the season.

CAREER HIGHS

GAME-BY-GAME STATS



RYAN PAYNE

Junior | 6-8 | 220
F | Mechansville, Va.

High School
Hanover

Major: Finance

25

AT THE RIM

- Team manager.
- Three-year letterwinner at Hanover High School under head coach Darren Thornton.
- VHSL 4A first-team all-state.
- Conference 20 Player of the Year.
- Three-time all-academic team.

CAREER HIGHS

GAME-BY-GAME STATS



KEVE ALUMA ((Kev-aye))

Junior | 6-9 | 240
F | Berline, Md.

High School/Last School
Stephen Dcatur / Wofford

Major: Human Development

22

AT THE RIM

- Due to NCAA transfer rules, will have to sit out this season.
- Played in 68 games, including starting 34 contests his sophomore season at Wofford.
- Averaged seven points and seven rebounds per game in 2018-19.
- Racked up the second-most rebounds on the team with 239.
- Scored in double figures eight times and recorded two double-doubles
- Had a knack on the offensive glass, ranking fifth in the SoCon with 2.8 offensive rebounds per game in league action.
- In his free time, he enjoys playing soccer.

CAREER HIGHS

Statistic	Value
Points	14 vs Mars Hill 11/23/18, vs The Citadel 01/03/19
Rebounds	12 vs Samford 01/24/19
Assists	4 at Oklahoma 11/18/18
Steals	3 vs Samford 01/24/19
Blocks	3 at Furman 02/23/19, at ETSU 02/07/19, vs VMI 03/09/19
FG Made	6 vs Chattanooga 01/26/19, vs Samford 01/24/19
FG Attempts	9 vs Samford 01/24/19
3FG Attempts	1 at High Point 11/10/18
FT Made	6 vs Mars Hill 11/23/18, at Mercer 01/31/19, vs Seton Hall 03/21/19
FT Attempts	9 at Mercer 01/31/19

CAREER STATS

SEASON	TEAM	GP-GS	MIN	Field Goals		3-Point		F-Throws		Rebounds			Scoring								
				FG-FGA	FG%	3FG-FGA	3FG%	FT-FTA	FT%	OFF	DEF	TOT	AVG	PF-FO	AST	TO	BLK	STL	PTS	AVG	
2017-18	WOF	33-2	439	13.3	30-53	.566	0-0	.000	24-42	.571	45	68	113	3.4	63-2	18	20	13	6	84	2.5
2018-19	WOF	35-34	930	26.6	94-141	.667	0-1	.000	54-94	.574	92	147	239	6.8	81-3	34	36	31	23	242	6.9
TOTAL FOR Hokies		0-0	0/0.0	0-0	.000	0-0	.000	0-0	.000	0	0	0	0.0	0-0	0	0	0	0	0	0	0.0
TOTAL		68-36	1369	20.1	124-194	.639	0-1	.000	78-136	.574	137	215	352	5.2	144-5	52	56	44	29	326	4.8



NCAA STATS

Statistic	National Conference		Value National Leader		Value Conference Leader		Value
	Rank	Rank	Value	National Leader	Value	Conference Leader	
3-pt Field Goal Attempts (350 ranked)	27	2	772	North Florida	971	Notre Dame	794
Assist Turnover Ratio (350 ranked)	4	2	1.55	Notre Dame	1.72	Notre Dame	1.72
Assists Per Game (350 ranked)	46	3	14.9	Belmont	18.7	Notre Dame	16.7
Blocked Shots Per Game (350 ranked)	180	11	3.1	FIU	6.6	Duke	6.0
Defensive Rebounds per Game (350 ranked)	90	6	26.75	Yale	30.19	North Carolina	28.54
Fewest Fouls (350 ranked)	18	4	409	Notre Dame	341	Notre Dame	341
Fewest Turnovers (350 ranked)	1	1	269	Virginia Tech	269	Virginia Tech	269
Field-Goal Percentage (350 ranked)	250	11	42.4	Dayton	52.0	Duke	47.5
Field-Goal Percentage Defense (350 ranked)	97	7	41.5	Memphis	36.6	Virginia	37.2
Free Throw Attempts (350 ranked)	336	14	395	Arkansas St.	772	Wake Forest	656
Free Throws Made (350 ranked)	333	14	281	Arkansas St.	549	Wake Forest	488
Free-Throw Percentage (350 ranked)	160	9	71.1	Northeastern	80.1	Florida St.	76.0
Offensive Rebounds Per Game (350 ranked)	313	15	7.86	West Virginia	15.00	North Carolina	13.86
Personal Fouls Per Game (350 ranked)	13	4	14.6	Notre Dame	12.2	Notre Dame	12.2
Rebound Margin (350 ranked)	272	13	-2.1	Houston	9.7	North Carolina	8.0
Scoring Defense (350 ranked)	97	6	66.4	Virginia	52.7	Virginia	52.7
Scoring Margin (350 ranked)	130	8	3.6	Gonzaga	20.5	Duke	15.0
Scoring Offense (350 ranked)	210	10	70.0	Gonzaga	87.8	Duke	83.3
Steals Per Game (350 ranked)	231	10	5.8	SFA	10.7	Florida St.	8.9
Three Pt FG Defense (350 ranked)	122	9	32.0	Arkansas	25.4	Georgia Tech	28.9
Three-Point Field Goals Per Game (350 ranked)	15	1	9.8	North Florida	11.9	Virginia Tech Notre Dame	9.8 9.8
Three-Point Field-Goal Percentage (350 ranked)	75	3	35.4	BYU	42.2	Louisville	37.9
Total 3-point FGM (350 ranked)	20	1	273	North Florida	370	Notre Dame Virginia Tech	273 273
Total Assists (350 ranked)	66	3	416	Belmont	562	Notre Dame	468
Total Blocks (350 ranked)	187	11	86	FIU	186	Duke	167
Total Rebounds (350 ranked)	235	11	969	Utah St.	1,231	North Carolina	1,187
Total Rebounds Per Game (350 ranked)	221	10	34.61	Buffalo	42.50	North Carolina	42.39
Total Steals (350 ranked)	243	10	163	SFA	299	Florida St.	249
Turnover Margin (346 ranked)	49	3	2.3	UNC Greensboro	6.7	Pittsburgh	3.4
Turnovers Forced (350 ranked)	282	10	11.93	SFA	22.07	Florida St.	16.79
Turnovers Per Game (350 ranked)	1	1	9.6	Virginia Tech	9.6	Virginia Tech	9.6
Won-Lost Percentage (350 ranked)	149	8	53.6	San Diego St.	96.4	Florida St.	85.7

Statistic	Player	National Conference		Value National Leader		Value Conference Leader		Value
		Rank	Rank	Value	National Leader	Value	Conference Leader	
3-pt Field Goal Attempts (245 ranked)	Landers Nolley II	70	3	196	Jhivvan Jackson, UTSA	302	Buddy Boeheim, Syracuse	230
Assist Turnover Ratio (250 ranked)	Wabissa Bede	5	1	3.29	Connor McCaffery, Iowa	4.54	Wabissa Bede, Virginia Tech	3.29
Assists Per Game (250 ranked)	Wabissa Bede	29	4	5.6	Javon Levi, UTRGV	7.9	Markell Johnson, NC State	6.5
Blocked Shots Per Game (250 ranked)					Osasumwen Osaghae, FIU	3.89	Manny Bates, NC State	2.92
Defensive Rebounds per Game (249 ranked)	Landers Nolley II	153	9	5.25	John Mooney, Notre Dame	9.00	John Mooney, Notre Dame	9.00
Double Doubles (218 ranked)					John Mooney, Notre Dame	23	John Mooney, Notre Dame	23
Field-Goal Percentage (250 ranked)					Udoka Azubuike, Kansas	74.4	Vernon Carey, Duke	57.6
Free Throw Attempts (249 ranked)					Mason Jones, Arkansas	241	Vernon Carey, Duke	191
Free Throws Made (243 ranked)					Mason Jones, Arkansas	198	Olivier Sarr, Wake Forest	127
Free-Throw Percentage (250 ranked)	Landers Nolley II	188	8	79.4	Terrell Gomez, CSUN	94.1	Joseph Girard III, Syracuse	90.8
Minutes Per Game (250 ranked)					Kyle Lofton, St. Bonaventure	38:21	Kihe Clark, Virginia	37:17
Offensive Rebounds Per Game (247 ranked)	Tyrece Radford	182	13	2.32	Cletrell Pope, Bethune-Cookman	4.48	John Mooney, Notre Dame	3.67
Points Per Game (250 ranked)	Landers Nolley II	133	4	16.6	Jhivvan Jackson, UTSA	27.3	Elijah Hughes, Syracuse	18.8
Rebounds Per Game (250 ranked)					Kevin Marfo, Quinnipiac	13.1	John Mooney, Notre Dame	12.7
Steals Per Game (250 ranked)					Jacob Gilyard, Richmond	3.14	Steffon Mitchell, Boston College	2.32
Three-Point Field Goals Per Game (236 ranked)	Landers Nolley II	145	7	2.29	Markus Howard, Marquette	4.04	Buddy Boeheim, Syracuse	3.14
Three-Point Field-Goal Percentage (87 ranked)					Dru Kuxhausen, McNeese	48.5	Buddy Boeheim, Syracuse	38.3
Total 3-point FGM (242 ranked)	Landers Nolley II Jalen Cone	127 242	6 10	64 55	Dru Kuxhausen, McNeese	113	Buddy Boeheim, Syracuse	88
Total Assists (247 ranked)	Wabissa Bede	26	4	158	Zavier Simpson, Michigan	213	Markell Johnson, NC State	176
Total Blocks (234 ranked)					Osasumwen Osaghae, FIU	109	Manny Bates, NC State	76
Total Field Goal Attempts (249 ranked)	Landers Nolley II	42	1	421	Jhivvan Jackson, UTSA	611	Landers Nolley II, Virginia Tech	421
Total Field Goals Made (242 ranked)	Landers Nolley II	159	7	160	Terry Taylor, Austin Peay	260	Vernon Carey, Duke	181
Total Minutes (250 ranked)					Jordan Ford, Saint Mary's (CA)	1128:44	Elijah Hughes, Syracuse	1038:36
Total Points (248 ranked)	Landers Nolley II	134	4	465	Jhivvan Jackson, UTSA	765	Elijah Hughes, Syracuse	527
Total Rebounds (241 ranked)					Kevin Marfo, Quinnipiac	354	John Mooney, Notre Dame	342
Total Steals (228 ranked)					Jacob Gilyard, Richmond	88	Steffon Mitchell, Boston College	65
Triple Doubles (3 ranked)					Mason Faulkner, Western Caro. Kameron Langley, N.C. A&T	2 2	Markell Johnson, NC State	1



LAST FOUR BOX SCORES



Official Basketball Box Score - Final
Pitt at Virginia Tech
02/15/20 Cassel Coliseum, Blacksburg, VA
2019-20 Men's Basketball

Game Time: 11:00 PM
Game Duration: 1:51
Attendance: 9,275

Box score table for Pitt vs Virginia Tech. Columns include NO. Name, Min, FG, 3P, FT, Rebounds, Fouls, TP, AS, TO, ST, Blocks, +/-.

Shooting By Period table for Pitt vs Virginia Tech. Columns include 1st FG%, 3PT%, 2nd FG%, FT%, GM FG%, 3PT%, FT%.

Box score table for Virginia Tech vs Pitt. Columns include NO. Name, Min, FG, 3P, FT, Rebounds, Fouls, TP, AS, TO, ST, Blocks, +/-.

Shooting By Period table for Virginia Tech vs Pitt. Columns include 1st FG%, 3PT%, 2nd FG%, FT%, GM FG%, 3PT%, FT%.

Summary statistics for Pitt vs Virginia Tech including Biggest lead, Best Scoring Run, Lead Changes, Times Tied, Time with Lead, Points from Turnovers, Paint, Second Chance, Fast Breaks, Bench, and Period by Period Scoring.



Official Basketball Box Score - Final
Miami at Virginia Tech
02/20/20 Cassel Coliseum, Blacksburg, VA
2019-20 Men's Basketball

Game Time: 2:00 AM
Game Duration: 2:39
Attendance: 8,428

Box score table for Miami vs Virginia Tech. Columns include NO. Name, Min, FG, 3P, FT, Rebounds, Fouls, TP, AS, TO, ST, Blocks, +/-.

Shooting By Period table for Miami vs Virginia Tech. Columns include 1st FG%, 3PT%, 2nd FG%, FT%, GM FG%, 3PT%, FT%.

Summary statistics for Miami vs Virginia Tech including Biggest lead, Best Scoring Run, Lead Changes, Times Tied, Time with Lead, Points from Turnovers, Paint, Second Chance, Fast Breaks, Bench, and Period by Period Scoring.

Box score table for Virginia Tech vs Miami. Columns include NO. Name, Min, FG, 3P, FT, Rebounds, Fouls, TP, AS, TO, ST, Blocks, +/-.

Shooting By Period table for Virginia Tech vs Miami. Columns include 1st FG%, 3PT%, 2nd FG%, FT%, GM FG%, 3PT%, FT%.

Summary statistics for Virginia Tech vs Miami including Biggest lead, Best Scoring Run, Lead Changes, Times Tied, Time with Lead, Points from Turnovers, Paint, Second Chance, Fast Breaks, Bench, and Period by Period Scoring.



Official Basketball Box Score - Final
Virginia Tech at Duke
02/22/20 Cameron Indoor Stadium, Durham
Virginia Tech at No. 6 Duke

Game Time: 4:00 PM
Game Duration: 1:52
Attendance: 9,314

Box score table for Virginia Tech vs Duke. Columns include NO. Name, Min, FG, 3P, FT, Rebounds, Fouls, TP, AS, TO, ST, Blocks, +/-.

Shooting By Period table for Virginia Tech vs Duke. Columns include 1st FG%, 3PT%, 2nd FG%, FT%, GM FG%, 3PT%, FT%.

Box score table for Duke vs Virginia Tech. Columns include NO. Name, Min, FG, 3P, FT, Rebounds, Fouls, TP, AS, TO, ST, Blocks, +/-.

Shooting By Period table for Duke vs Virginia Tech. Columns include 1st FG%, 3PT%, 2nd FG%, FT%, GM FG%, 3PT%, FT%.

Summary statistics for Virginia Tech vs Duke including Biggest lead, Best Scoring Run, Lead Changes, Times Tied, Time with Lead, Points from Turnovers, Paint, Second Chance, Fast Breaks, Bench, and Period by Period Scoring.



Official Basketball Box Score - Final
Virginia at Virginia Tech
02/26/20 Cassel Coliseum, Blacksburg, VA
2019-20 Men's Basketball

Game Time: 7:00 PM
Game Duration: 1:51
Attendance: 9,275

Box score table for Virginia vs Virginia Tech. Columns include NO. Name, Min, FG, 3P, FT, Rebounds, Fouls, TP, AS, TO, ST, Blocks, +/-.

Shooting By Period table for Virginia vs Virginia Tech. Columns include 1st FG%, 3PT%, 2nd FG%, FT%, GM FG%, 3PT%, FT%.

Summary statistics for Virginia vs Virginia Tech including Biggest lead, Best Scoring Run, Lead Changes, Times Tied, Time with Lead, Points from Turnovers, Paint, Second Chance, Fast Breaks, Bench, and Period by Period Scoring.

Box score table for Virginia Tech vs Virginia. Columns include NO. Name, Min, FG, 3P, FT, Rebounds, Fouls, TP, AS, TO, ST, Blocks, +/-.

Shooting By Period table for Virginia Tech vs Virginia. Columns include 1st FG%, 3PT%, 2nd FG%, FT%, GM FG%, 3PT%, FT%.

Summary statistics for Virginia Tech vs Virginia including Biggest lead, Best Scoring Run, Lead Changes, Times Tied, Time with Lead, Points from Turnovers, Paint, Second Chance, Fast Breaks, Bench, and Period by Period Scoring.

COMBINED SEASON STATS

Game Records

Record	Overall	Home	Away	Neutral
ALL GAMES	15-13	11-6	3-5	1-2
CONFERENCE	6-11	3-6	3-5	0-0
NON-CONFERENCE	9-2	8-0	0-0	1-2

Score by Periods

Team	1st	2nd	OT	TOT
Virginia Tech	883	1033	44	1960
Opponents	889	918	53	1860

Team Box Score

No.	Player				Total		3-Point		F-Throw		Rebounds											
		GP-GS	MIN	AVG	FG-FGA	FG%	3FG-FGA	3FG%	FT-FTA	FT%	OFF	DEF	TOT	AVG	PF	DQ	A	TO	BLK	STL	PTS	AVG
2	NOLLEY II, Landers	28-26	864:29	30.9	160-421	.380	64-196	.327	81-102	.794	23	147	170	6.1	57	1	69	76	10	21	465	16.6
23	RADFORD, Tyrece	28-25	733:28	26.2	118-195	.605	1-11	.091	52-74	.703	65	110	175	6.3	45	0	46	21	10	29	289	10.3
4	ALLEYNE, Nahiem	28-23	748:40	26.7	85-216	.394	43-115	.374	42-57	.737	6	61	67	2.4	43	1	42	20	6	9	255	9.1
15	CONE, Jalen	28-3	490:21	17.5	70-159	.440	55-109	.505	28-31	.903	4	28	32	1.1	40	0	17	26	1	3	223	8.0
14	HORNE, P.J.	28-27	785:34	28.1	77-170	.453	34-101	.337	12-20	.600	20	97	117	4.2	60	1	11	27	19	16	200	7.1
0	CATTOOR, Hunter	27-3	546:31	20.2	56-139	.403	41-105	.390	13-20	.650	4	57	61	2.3	36	0	34	14	4	24	166	6.1
3	BEDE, Wabissa	28-28	839:54	30.0	58-161	.360	14-59	.237	22-44	.500	10	96	106	3.8	53	1	158	48	11	31	152	5.4
1	WILKINS, Isaiah	28-4	398:12	14.2	44-130	.338	21-73	.288	16-22	.727	21	56	77	2.8	27	1	38	12	3	22	125	4.5
21	OJIAKO, John	27-1	290:18	10.8	32-58	.552	0-0	.000	15-24	.625	28	46	74	2.7	40	2	1	11	21	6	79	2.9
11	PALMER, Brendan	2-0	08:28	4.2	1-4	.250	0-3	.000	0-0	.000	1	3	4	2.0	0	0	0	1	0	1	2	1.0
24	JOHNSON, Branden	9-0	44:05	4.9	2-6	.333	0-0	.000	0-1	.000	4	7	11	1.2	8	0	0	0	1	1	4	0.4
Team											34	41	75					13				
Total		28	5750		703-1659	.424	273-772	.354	281-395	.711	220	749	969	34.6	409	7	416	269	86	163	1960	70.0
Opponents		28	5750		676-1628	.415	222-694	.320	286-420	.681	249	780	1029	36.8	406	9	360	334	96	111	1860	66.4

Team Statistics

	HOKIES	OPP
Scoring	1960	1860
Points per game	70.0	66.4
Scoring margin	+3.6	-
Field goals-att	703-1659	676-1628
Field goal pct	.424	.415
3 point fg-att	273-772	222-694
3-point FG pct	.354	.320
3-pt FG made per game	9.8	7.9
Free throws-att	281-395	286-420
Free throw pct	.711	.681
F-Throws made per game	10.0	10.2
Rebounds	969	1029
Rebounds per game	34.6	36.8
Rebounding margin	-2.1	-
Assists	416	360
Assists per game	14.9	12.9
Turnovers	269	334
Turnovers per game	9.6	11.9
Turnover margin	+2.3	-
Assist/turnover ratio	1.5	1.1
Steals	163	111
Steals per game	5.8	4.0
Blocks	86	96
Blocks per game	3.1	3.4
Winning streak	0	-
Home win streak	0	-
Attendance	150846	69725
Home games-Avg/Game	17-8873	8-8716
Neutral site-Avg/Game	-	3-2400

Team Results

Date	Opponent		Score	Att.
11/05/2019	at Clemson	W	67-60	7500
11/08/2019	Coppin St.	W	74-42	9275
11/13/2019	USC Upstate	W	80-57	8536
11/16/2019	Lehigh	W	79-53	9275
11/20/2019	Delaware St.	W	100-64	8421
11/25/2019	vs Michigan St.	W	71-66	2400
11/26/2019	vs Dayton	L	62-89	2400
11/27/2019	vs BYU	L	77-90	2400
12/06/2019	Duke	L	63-77	9275
12/11/2019	Chattanooga	W	63-58	8348
12/15/2019	Gardner-Webb	W	73-46	9275
12/21/2019	VMI	W	64-55	7446
12/29/2019	UMES	W	92-37	7642
01/04/2020	at Virginia	L	39-65	14629
01/07/2020	at Syracuse	W	67-63	16504
01/11/2020	NC State	W	72-58	9275
01/14/2020	at Wake Forest	W	80-70	4873
01/18/2020	Syracuse	L	69-71	9275
01/22/2020	North Carolina	Wot2	79-77	9275
01/25/2020	at Boston College	L	56-61	6981
01/28/2020	at Miami (FL)	L	61-71	5197
02/01/2020	Florida St.	L	63-74	9275
02/04/2020	at Georgia Tech	L	57-76	4727
02/08/2020	Boston College	Lot	73-77	9275
02/15/2020	Pittsburgh	W	67-57	9275
02/19/2020	Miami (FL)	Lot3	95-102	8428
02/22/2020	at Duke	L	64-88	9314
02/26/2020	Virginia	L	53-56	9275



CONFERENCE SEASON STATS

Game Records

Record	Overall	Home	Away	Neutral
ALL GAMES	6-11	3-6	3-5	0-0
CONFERENCE	6-11	3-6	3-5	0-0
NON-CONFERENCE	0-0	0-0	0-0	0-0

Score by Periods

Team	1st	2nd	OT	TOT
Virginia Tech	491	590	44	1125
Opponents	590	560	53	1203

Team Box Score

No.	Player	Total			3-Point		F-Throw		Rebounds				Other				PTS	AVG				
		GP-GS	MIN	AVG	FG-FGA	FG%	3FG-FGA	3FG%	FT-FTA	FT%	OFF	DEF	TOT	AVG	PF	DQ			A	TO	BLK	STL
2	NOLLEY II, Landers	17-15	554:17	32.6	96-269	.357	31-121	.256	53-67	.791	18	89	107	6.3	44	1	40	51	6	11	276	16.2
23	RADFORD, Tyrece	17-15	490:23	28.8	82-136	.603	0-3	.000	39-53	.736	35	75	110	6.5	30	0	28	17	6	17	203	11.9
15	CONE, Jalen	17-3	337:11	19.8	46-107	.430	37-76	.487	20-22	.909	3	16	19	1.1	22	0	10	14	1	2	149	8.8
4	ALLEYNE, Nahiem	17-12	435:10	25.6	47-124	.379	26-69	.377	20-28	.714	4	35	39	2.3	36	1	23	11	2	6	140	8.2
14	HORNE, P.J.	17-16	511:04	30.1	40-107	.374	19-69	.275	12-19	.632	5	65	70	4.1	41	1	5	14	13	8	111	6.5
3	BEDE, Wabissa	17-17	530:47	31.2	33-89	.371	8-32	.250	12-25	.480	6	57	63	3.7	37	1	86	33	7	19	86	5.1
0	CATTOOR, Hunter	17-3	310:41	18.3	21-71	.296	16-53	.302	8-8	1.000	1	28	29	1.7	21	0	17	10	1	13	66	3.9
1	WILKINS, Isaiah	17-3	219:01	12.9	22-74	.297	10-41	.244	7-11	.636	14	26	40	2.4	17	1	19	8	1	15	61	3.6
21	OJIAKO, John	16-1	143:42	9.0	13-23	.565	0-0	.000	3-5	.600	11	26	37	2.3	24	2	0	6	11	2	29	1.8
24	JOHNSON, Branden	3-0	17:44	5.9	2-3	.667	0-0	.000	0-1	.000	2	4	6	2.0	3	0	0	0	0	1	4	1.3
Team											22	28	50				9					
Total		17	3550		402-1003	.401	147-464	.317	174-239	.728	121	449	570	33.5	275	7	228	173	48	94	1125	66.2
Opponents		17	3550		431-998	.432	125-389	.321	216-309	.699	144	503	647	38.1	246	7	213	180	69	73	1203	70.8

Team Statistics

	HOKIES	OPP
Scoring	1125	1203
Points per game	66.2	70.8
Scoring margin	-4.6	-
Field goals-att	402-1003	431-998
Field goal pct	.401	.432
3 point fg-att	147-464	125-389
3-point FG pct	.317	.321
3-pt FG made per game	8.6	7.4
Free throws-att	174-239	216-309
Free throw pct	.728	.699
F-Throws made per game	10.2	12.7
Rebounds	570	647
Rebounds per game	33.5	38.1
Rebounding margin	-4.5	-
Assists	228	213
Assists per game	13.4	12.5
Turnovers	173	180
Turnovers per game	10.2	10.6
Turnover margin	+0.4	-
Assist/turnover ratio	1.3	1.2
Steals	94	73
Steals per game	5.5	4.3
Blocks	48	69
Blocks per game	2.8	4.1
Winning streak	0	-
Home win streak	0	-
Attendance	82628	69725
Home games-Avg/Game	9-9181	8-8716
Neutral site-Avg/Game	-	0-0

Team Results

Date	Opponent		Score	Att.
11/05/2019	at Clemson	W	67-60	7500
12/06/2019	Duke	L	63-77	9275
01/04/2020	at Virginia	L	39-65	14629
01/07/2020	at Syracuse	W	67-63	16504
01/11/2020	NC State	W	72-58	9275
01/14/2020	at Wake Forest	W	80-70	4873
01/18/2020	Syracuse	L	69-71	9275
01/22/2020	North Carolina	Wot2	79-77	9275
01/25/2020	at Boston College	L	56-61	6981
01/28/2020	at Miami (FL)	L	61-71	5197
02/01/2020	Florida St.	L	63-74	9275
02/04/2020	at Georgia Tech	L	57-76	4727
02/08/2020	Boston College	Lot	73-77	9275
02/15/2020	Pittsburgh	W	67-57	9275
02/19/2020	Miami (FL)	Lot3	95-102	8428
02/22/2020	at Duke	L	64-88	9314
02/26/2020	Virginia	L	53-56	9275





0
Hunter CATTOOR
G | 6-3 | 205 | Fr.
Orlando, Fla.
(cuh-TOUR)



1
Isaiah WILKINS
G | 6-4 | 225 | So.
Winston-Salem, N.C.



2
Landers NOLLEY II
G/F | 6-7 | 225 | r-Fr.
Atlanta, Ga.
(NAH-lee)



3
Wabissa BEDE
G | 6-0 | 200 | Jr.
North Andover, Mass.
(wa-BEE-sah BEE-dee)




4
Nahiem ALLEYNE
G | 6-3 | 195 | Fr.
Buford, Ga.
(na-HEEM ah-LEAN)



10
Jonathan KABONGO
G | 6-4 | 195 | So.
Toronto, Canada
(kuh-BONGO)



11
Brendan PALMER
G | 6-4 | 195 | So.
Winston-Salem, N.C.



13
Grant YATES
F | 6-8 | 210 | So.
Gainesville, Va.



14
P.J. HORNE
F | 6-6 | 225 | Jr.
Tifton, Ga.



15
Jalen CONE
G | 5-10 | 170 | Fr.
Walkertown, N.C.



21
John OJIAKO
F | 6-10 | 240 | Fr.
Lagos, Nigera
(OH-gee-ah-co)




22
Keve ALUMA
F | 6-9 | 240 | Jr.
Berlin, Md.
(Kev-aye)



23
Tyrece RADFORD
G | 6-1 | 205 | r-Fr.
Baton Rouge, La.
(TIE-reese)



24
Branden JOHNSON
F | 6-8 | 230 | Gr.
Garfield Heights, Ohio



25
Ryan PAYNE
F | 6-8 | 220 | Jr.
Mechanicsville, Va.



Mike YOUNG
Head Coach
Emory & Henry, 1986
First season



Chester FRAZIER
Associate Head Coach
Illinois, 2009
First season



Christian WEBSTER
Assistant Coach
Harvard, 2013
Fourth season



Antwon JACKSON
Assistant Coach
Pikeville, 1993
First season

