



2020 Virginia Tech Softball Game Notes

Game Info

Feb. 21-23 | Games 11-15
Patriots Point
Charleston, S.C.

INFORMATION

[24/25] Virginia Tech



Hokies

Record.....7-3, 0-0 ACC
Starters R/L.....6/3
Head Coach.....Pete D'Amour
Record at Tech (Years).....54-14 (2nd)

NUMBERS TO KNOW

1

Tech posted the biggest turnaround last season of any team in the country, etching its name in the NCAA record book with a 21 1/2-win improvement from the 2018 to 2019 season. (More on page 3)

9

Tech has hit a home run in nine out of its 10 games this season. The Hokies did not hit one out of the park in their 6-5 extra-inning victory over No. 21/23 Northwestern.

10

Keely Rocharad is averaging just over 10 strikeouts per game. She set her career-high with 15 strikeouts vs. Iowa on Feb. 9. Rocharad has struck out double-digit batters three times this season.

PROJECTED LINEUP (BASED OFF LAST GAME)


#	Name	BA	H	R	RBI	HR
21	Kelsey Brown (LF)	.378	14	10	5	1
4	Darby Trull (CF)	.414	12	6	5	1
28	Grace Chavez (DP)	.333	5	2	3	2
2	Jayne Bailey (1B)	.355	11	6	7	1
8	Kelsey Bennett (3B)	.385	10	5	9	2
32	Grayson Cruce (RF)	.143	2	1	4	1
18	Mackenzie Lawter (C)	.350	7	3	5	1
10	Olivia Lattin (2B)	.161	5	6	4	2
29	Maddi Banks (SS)	.313	5	6	2	2
	ERA	IP	K	BB	WL	
3	Kaylee Hewitt (P)	2.03	20.2	18	19	3-0

How to Watch

BASE TO BASE


- Virginia Tech will face three opponents for the first time at the Charleston Invitational. It will be the first meeting between Tech and Army, Dartmouth and Bradley.
- The Hokies are 10-0 all-time vs. North Carolina A&T and are 4-4 vs. College of Charleston.
- Two Hokies come to South Carolina with hitting streaks. Darby Trull and Mackenzie Lawter both have four-game hitting streaks.

WHO TO WATCH



- Freshman Kaylee Hewitt is 3-0 on the season after starting four games and appearing in five.
- She earned her first career win over a ranked opponent vs. No. 14/13 Minnesota

- Leading the team in batting average, Darby Trull went 7 for 17 vs. five ranked opponents at the St. Pete/Clearwater Elite Invitational.
- She is hitting .414 this season with five RBIs



LAST TIME OUT

- After seeing its second game of the season go to extra innings, Tech defeated No. 21/23 Northwestern 6-5 in the eighth inning.
- Kelsey Bennett was the only Hokie to have multiple hits in the win. She has an RBI ground-rule double and scored the game-winning run in the eighth inning.
- Kaylee Hewitt started her second straight game before being relieved by Keely Rocharad in the fourth inning.

Schedule

FEBRUARY

7	vs. Iowa ¹	Conway, S.C.	W, 9-1 [5 inn.]
7	at Coastal Carolina ¹	Conway, S.C.	W, 11-2
8	vs. Campbell ¹	Conway, S.C.	W, 11-3 [6 inn.]
8	vs. East Carolina ¹	Conway, S.C.	W, 4-2
9	vs. Iowa ¹	Conway, S.C.	L, 4-3 [8 inn.]
13	vs. No. 16/16 Oklahoma State ²	Clearwater, Fla.	L, 14-6 [6 inn.]
14	vs. No. 18/17 South Carolina ²	Clearwater, Fla.	W, 8-6
15	vs. No. 19/18 Missouri ²	Clearwater, Fla.	L, 6-5
15	vs. No. 14/13 Minnesota ²	Clearwater, Fla.	W, 2-1
16	vs. No. 21/23 Northwestern ²	Clearwater, Fla.	W, 6-5 [8 inn.]
21	vs. Army West Point ³	Charleston, S.C.	9 a.m.
21	vs. Dartmouth ³	Charleston, S.C.	11:15 a.m.
22	vs. North Carolina A&T ³	Charleston, S.C.	4:45 p.m.
22	vs. Bradley ³	Charleston, S.C.	7 p.m.
23	at College of Charleston ³	Charleston, S.C.	1:30 p.m.
26	at Radford	Radford, Va.	4 p.m.
28	vs. Purdue ⁴	Jacksonville, Fla.	2:30 p.m.
28	at North Florida ⁴	Jacksonville, Fla.	5 p.m.
29	vs. Purdue ⁴	Jacksonville, Fla.	1 p.m.
29	at Jacksonville ⁴	Jacksonville, Fla.	3:30 p.m.

MARCH

1	vs. Stony Brook ⁴	Jacksonville, Fla.	10 a.m.
4	Appalachian State	Boone, N.C.	4 p.m.
6	at Virginia*	Charlottesville, Va.	4 p.m.
7	at Virginia*	Charlottesville, Va.	1 p.m.
8	at Virginia*	Charlottesville, Va.	1 p.m.
10	at George Washington	Washington, D.C.	3 p.m.
11	at George Mason	Washington, D.C.	4 p.m.
13	NC STATE*	Blacksburg, Va.	6 p.m.
14	NC STATE*	Blacksburg, Va.	2 p.m.
15	NC STATE*	Blacksburg, Va.	Noon
20	at [RV/RV] Notre Dame*	South Bend, Ind.	5 p.m.
21	at [RV/RV] Notre Dame*	South Bend, Ind.	1 p.m.
22	at [RV/RV] Notre Dame*	South Bend, Ind.	Noon
25	CHARLOTTE	Blacksburg, Va.	6 p.m.
27	at [RV/RV] North Carolina*	Chapel Hill, N.C.	6 p.m.
28	at [RV/RV] North Carolina*	Chapel Hill, N.C.	Noon
29	at [RV/RV] North Carolina*	Chapel Hill, N.C.	1 p.m.

APRIL

1	at No. 21 James Madison (DH)	Harrisonburg, Va.	4 & 6 p.m.
3	CLEMSON*	Blacksburg, Va.	6 p.m.
4	CLEMSON*	Blacksburg, Va.	4 p.m.
5	CLEMSON*	Blacksburg, Va.	Noon
10	[--RV] DUKE*	Blacksburg, Va.	6 p.m.
11	[--RV] DUKE* (DH)	Blacksburg, Va.	2 & 4 p.m.
16	OHIO (DH)	Blacksburg, Va.	4 & 6 p.m.
22	RADFORD	Blacksburg, Va.	6 p.m.
24	at Georgia Tech*	Atlanta, Ga.	6 p.m.
25	at Georgia Tech*	Atlanta, Ga.	2 p.m.
26	at Georgia Tech*	Atlanta, Ga.	1 p.m.
29	at Longwood (DH)	Farmville, Va.	4 & 6 p.m.

MAY

May 1	No. 9/8 FLORIDA STATE*	Blacksburg, Va.	6 p.m.
May 2	No. 9/8 FLORIDA STATE*	Blacksburg, Va.	4 p.m.
May 3	No. 9/8 FLORIDA STATE*	Blacksburg, Va.	3:30 p.m.
May 6-9	ACC Championship	Louisville, Ky.	TBA

CAPS = HOME | AT = ROAD | VS. = NEUTRAL SITE | * = ACC CONFERENCE GAME | DH = DOUBLEHEADER
^ = ACC CHAMPIONSHIP
1 KICKIN' CHICKEN CLASSIC | 2 CLEARWATER INVITE | 3 CHARLESTON INVITE | 4 JU/UNF SPRING BREAK CHALLENGE
RANKINGS = USA TODAY/NFCA COACHES' POLL / ESPN.COM/USA SOFTBALL POLL

VIRGINIA TECH CONTACT

Sean Torney
Assistant, Strategic Communications
Phone: (508) 562-0638
Email: storney5@vt.edu

Social



@HokiesSoftball



@HokiesSoftball



/HokieSoftball



@HokieSports



NFCA Week 2 Top 25 Poll

Feb. 18 | *Opponents in italics*

Team (1st place)	Record	Points	Last
1 UCLA (30)	11-0	798	3
2 Washington (1)	10-1	756	1
3 Oklahoma	8-1	716	2
4 Texas	10-0	698	6
5 Arizona	9-1	691	4
6 LSU	8-1	613	7
7 Florida	11-1	606	8
8 Michigan (1)	9-0	569	11
9 <i>Florida State</i>	7-4	497	5
10 Alabama	4-5	462	9
11 Louisiana	7-2	441	13
12 Tennessee	6-2	437	12
13 Kentucky	7-2	408	10
14 <i>Oklahoma State</i>	6-3	353	16
15 Oregon	9-0	284	21
16 Arizona State	10-2	280	23
17 <i>Minnesota</i>	5-4	276	14
18 <i>Missouri</i>	9-2	270	19
19 Georgia	8-3	264	15
20 Texas Tech	7-3	214	17
21 <i>James Madison</i>	2-1	181	20
22 <i>South Carolina</i>	5-3	117	18
23 Arkansas	7-1	114	24
24 Virginia Tech	7-3	103	RV
25 <i>Northwestern</i>	4-5	72	21

Receiving Votes: Mississippi State (57), Notre Dame (35), Auburn (26), Fresno State (12), Cal State Fullerton (9), Oregon State (9), Baylor (7), Stanford (6), North Carolina (5), Tulsa (4), UCF (2), Wisconsin (2), North Texas (1)

USA Softball Week 2 Top 25 Poll

Feb. 18 | *Opponents in italics*

Team (1st place)	Record	Points	Last
1. UCLA (19)	11-0	499	2
2. Washington	10-1	457	1
3. Oklahoma	8-1	440	3
4. Texas	10-0	439	6
5. Arizona	9-1	430	4
6. Michigan (1)	9-0	385	8
7. LSU	8-1	377	7
8. <i>Florida State</i>	7-4	328	5
9. Florida	11-1	325	11
10. Louisiana-Lafayette	7-2	285	1
11. Kentucky	7-2	271	10
12. Tennessee	7-2	267	12
13. Alabama	4-5	257	9
14. <i>Oklahoma State</i>	6-3	250	16
15. <i>Minnesota</i>	5-4	199	13
16. Arizona State	9-2	179	22
17. Oregon	9-0	168	21
18. Georgia	8-3	159	15
19. <i>Missouri</i>	9-2	157	18
20. Texas Tech	7-3	130	19
21. <i>James Madison</i>	2-1	97	20
22. <i>South Carolina</i>	5-3	87	17
23. Arkansas	7-1	71	24
24. Mississippi State	9-1	40	RV
25. Virginia Tech	7-3	37	RV

Receiving Votes: Northwestern (36), Notre Dame (23), Baylor (18), Fresno State (18), North Carolina (18), Stanford (13), San Diego State (8), Oregon State (7), South Florida (7), UCF (7), Utah (5), Auburn (3), Duke (3), North Texas (1)

GENERAL INFORMATION

University Name	Virginia Tech
Location	Blacksburg, Va.
Founded	1872
Enrollment	34,000
President.....	Dr. Timothy Sands
Director of Athletics.....	Whit Babcock
Nickname	Hokies
Mascot.....	Hokie Bird
Colors.....	Chicago Maroon and Burnt Orange
Affiliation.....	NCAA Division I
Conference.....	Atlantic Coast
Home Field.....	Tech Softball Park (TSP)
Capacity	1,024

INFORMATION

2019 Record.....	47-11
2019 Conference Record / Finish.....	20-4 / 1st in ACC & Coastal
Starters Returning / Lost.....	6 / 3
Letterwinners Returning / Lost	11 / 6
Newcomers.....	11

STAFF

Head Coach (Alma Mater)	Pete D'Amour (Missouri)
Virginia Tech Record / Years.....	54-14 / Second season
Overall Record / Years	133-51 / Four years
Assistant Coach.....	Kirin Kumar (Georgia Tech)
Assistant Coach.....	Doug Gillis (Northwood)
Volunteer Assistant Coach	Andrew Stover (Virginia Western Community College)
Graduate Assistant.....	Sami Fagan (Missouri)
Student Assistant.....	Caitlyn Nolan (Virginia Tech)
Director of Operations.....	Whitney Showalter (Virginia Tech)
Recruiting Assistant.....	Lexi Denny (Radford)
Athletic Trainer	Kristen Matthis (Pitt, UCF)
Strength & Conditioning	Kelly Murphy (Cornell, Columbia)

ROSTER

No.	Name	Yr.	B/T	Pos.	Ht.	Hometown	High School / Previous School
2	Jayme Bailey	So.	R/R	U	5-5	Scott Depot, W.Va.	Hurricane
3	Keely Rochard	Jr.	R/R	P	5-8	Williamsburg, Va.	Warhill
4	Darby Trull	Jr.	L/L	OF	5-3	Fort Mill, S.C.	Nation Ford
7	Keara Napoli	Jr.	R/R	P	5-6	Alpharetta, Ga.	Cambridge / Georgia
8	Kelsey Bennett	So.	R/R	IF	5-5	Buford, Ga.	Buford
9	Al Velazquez	Jr.	L/L	OF	5-5	Aurora, Colo.	Chanhassen / Minnesota
10	Olivia Lattin	R-Sr.	R/R	IF	5-6	Kingston, N.Y.	Kingston
11	Cana Davis	Jr.	R/R	OF	5-9	Harrisonburg, Va.	Turner Ashby
12	Ashley Whitley	Fr.	R/R	U	6-1	Buena Vista, Ga.	Marion County
13	Kate Kobayashi	Fr.	R/R	OF	5-5	Kansas City, Mo.	Park Hill South
14	Ansley Whitley	Fr.	R/R	U	6-1	Buena Vista, Ga.	Marion County
15	Emma Yates	Fr.	R/R	C	5-6	Fairfax Station, Va.	South County
16	Meredith Slaw	So.	L/R	IF	5-11	Warsaw, Va.	Rappahannock
17	Molly Jacobson	Fr.	R/R	P	6-0	Waukee, Iowa	Waukee
18	Mackenzie Lawter	Jr.	R/R	C	5-5	South Boston, Va.	Halifax County
19	Maddie Rountree	Fr.	R/R	IF	5-11	Smithfield, Va.	Isle of Wight Academy
21	Kelsey Brown	So.	L/R	OF	5-6	Haymarket, Va.	Battlefield / JMU
25	Georgia Blair	Fr.	R/R	U	5-4	Douglasville, Ga.	Alexander
27	Rebecca Ludowig	Fr.	R/R	U	5-10	Ashburn, Va.	Rock Ridge
28	Grace Chavez	So.	R/R	C	5-9	Las Vegas, Nev.	West Career & Technical Academy
29	Maddi Banks	So.	L/R	U	5-6	Bettendorf, Iowa	Bettendorf
31	Kayleigh Addington	Jr.	R/R	C	5-7	Lexington, Va.	Rockbridge
32	Grayson Cruce	Fr.	L/L	IF	5-4	Loganville, Ga.	Loganville
33	Kaylee Hewitt	Fr.	R/R	P	6-2	Murfreesboro, Tenn.	Riverdale





ACC Standings

Team	Overall	ACC	Pct.
[--/RV] Duke	9-1	0-0	.900
[RV/RV] Notre Dame	7-2	0-0	.778
#24/25 Virginia Tech	7-3	0-0	.700
#9/8 Florida State	7-4	0-0	.636
NC State	6-4	0-0	.600
Clemson	7-5	0-0	.583
Virginia	5-4	0-0	.556
[RV/RV] North Carolina	6-6	0-0	.500
Pitt	4-5	0-0	.444
Syracuse	3-4	0-0	.429
Georgia Tech	3-5	0-0	.375
Boston College	3-6	0-0	.333
Louisville	2-7	0-0	.222

Preseason ACC Coaches' Poll

1. Florida State (141 points, 10 first-place votes)
2. **Virginia Tech (123 points, 2 first-place votes)**
3. Notre Dame (121 points, 1 first-place vote)
4. North Carolina (117 points)
5. Louisville (103 points)
6. Georgia Tech (78 points)
7. NC State (77 points)
8. Duke (74 points)
9. Syracuse (51 points)
10. Clemson (43 points)
11. Virginia (37 points)
12. Pitt (33 points)
13. Boston College (16 points)

ACC Preseason All-Conference

Sydney Sherrill, Florida State, Jr., IF
 Breanna Roper, Georgia Tech, Jr., IF
 Katie Marino, Notre Dame, Sr., IF
Jayne Bailey, Virginia Tech, So., IF
Kelsey Bennett, Virginia Tech, So., IF
 Dani Morgan, Florida State, Sr., OF
 Celene Funke, Louisville, Sr., OF
 Kristina Burkhardt, North Carolina, R-Jr., OF
Darby Trull, Virginia Tech, Jr., OF
 Caylan Arnold, Florida State, Sr., P
 Brittany Pickett, North Carolina, Sr., P
 Payton Tidd, Notre Dame, So., P
Keely Rochard, Virginia Tech, Jr., P
 Anna Shelnut, Florida State, Sr., C
 Elizabeth Mason, Florida State, R-Jr., UT

GREENSBORO, N.C. – Six-time Atlantic Coast Conference Champion Florida State leads all ACC teams with five selections to 2020 Preseason All-ACC Softball Team and has been chosen as the 2020 ACC softball preseason favorite in a vote of the league's 13 head coaches.

The Seminoles have won six straight ACC Softball Championships and received 10 first-place votes. Coaches were not allowed to vote for their own teams.

Virginia Tech has the second-most selections of any team with four representatives, while North Carolina and Notre Dame have two selections each. Georgia Tech and Louisville each had one representative on the team.

HOKIE STORYLINES IN S.C.

- Virginia Tech will face three opponents for the first time at the Charleston Invitational. It will be the first meeting between Tech and Army, Dartmouth and Bradley.
- The Hokies are 10-0 all-time vs. North Carolina A&T and are 4-4 vs. College of Charleston.
- Two Hokies come to South Carolina with hitting streaks. Darby Trull and Mackenzie Lawter both have four-game hitting streaks.

HOKIES IMPRESS IN CLEARWATER

- Tech defeated three ranked opponents at the St. Pete/Clearwater Elite Invitational.
- The Hokies took down #18/17 South Carolina, #14/13 Minnesota and #21/23 Northwestern in Florida.
- Minnesota was the highest ranked opponent that Tech beat at a neutral site since No. 8 Georgia on March 1, 2019.
- The Hokies were ranked No. 24/25 following the weekend.

HOKIE CLEARWATER STORYLINES

- There are some pretty interesting storylines for the Hokies when they take on three teams in particular in Clearwater.
- First one would have to be their first game taking on Oklahoma State, a team that has their ACC Pitcher of the Year a season ago in Carrie Eberle.
- Second storyline is that Tech will take on Missouri, a team that coach Pete D'Amour was a part of for roughly a decade, getting the Tigers to the Women's College World Series three times.
- Lastly, outfielder Al Velazquez will go up against her former team in Minnesota. She was a part of their Big Ten title in 2018 before transferring to the Hokies last year.

SOMETHING ABOUT THE OPENER

- For the second straight season under Pete D'Amour's direction, the Hokies broke the school record for stolen bases in the season-opening weekend.
- Tech put together eight steals at Coastal Carolina last Friday night, topping the previous high of seven set versus Purdue last year.
- The Hokies, as stated on the first page, rank 10th in the country in steals per game (3.0).

RACK 'EM UP

- When pitcher Keely Rochard threw 15 chairs against Iowa, it marked the first time a Hokie had 15 Ks since Feb. 27, 2016, when Maggie Tyler had 15 of her own versus USC Upstate.

SHE CAN WRITE, TOO

- Junior catcher Mackenzie Lawter writes a blog on Justin's World of Softball's website, sharing her thoughts on the season and what she is up to off the diamond as well.
- A multimedia journalism major, Lawter jokingly says she's one of the better writers on the team.

DOUBLE TROUBLE

- Tech's twin sisters - Ashley and Ansley Whitley - are one of 21 twins in Division I softball. The

power duo are identical as well, so good luck telling them apart.

- When the two got here this past fall, Tech coach Pete D'Amour joked he couldn't tell them apart when they weren't together - but he's good now.

LITTLE CRAY TO SAY THE LEAST

- The improvement in numbers from 2018 to 2019 are pretty drastic to say the least thanks to a new coaching staff and players playing up to their potential.
- Below are just a few of the quite contrast in hitting and pitching numbers.

Statistics	'2018	'2019	Dif.
Batting average	.242	.334	+0.092
Hits	341	515	+174
Runs	172	395	+223
Home runs	35	97	+62
Doubles	69	98	+29
Pitcher strikeouts	316	359	+43
ERA	2.34	1.98	0.36
Shutouts	8	22	+14
Errors	48	47	+1

A WEEKEND FOR FIRSTS

- The long ball was a common theme for the Hokies in Conway to open up the season, seeing seven players hit a home run. Of the seven, three did it for the first time at the college level.
- For the first-timers, freshman Ashley Whitley went yard first with a three-run bomb to right center versus Campbell, sophomore Kelsey Brown followed in the next game against East Carolina with solo shot to left center and freshman Grayson Cruce capped off the newbies with a solo homer to left center versus Iowa on Sunday.

A HISTORY LESSON

- Tech has been to nine regionals in its storied history, including five of the last nine years, and owns an overall record of 14-17 in regionals.
- The kicker is that it hasn't made it out of one since 2008, when it went onto the Ann Arbor Super Regional and eventually the WCWS.
- Of the nine NCAA regional trips, eight of the nine have been on SEC campuses.
- Below are the Hokies' nine regional appearances and how they turned out.

Site	Year	Record	Regional Winner
Lexington, Ky.	2019	2-2	Kentucky
Knoxville, Tenn.	2015	0-2	Tennessee
Knoxville, Tenn.	2014	1-2	Tennessee
Lexington, Ky.	2013	3-2	Kentucky
Knoxville, Tenn.	2012	2-2	Tennessee
Knoxville, Tenn.	2008	3-1	Virginia Tech
Columbus, Ohio	2007	1-2	Cal State Fullerton
Knoxville, Tenn.	2006	1-2	Tennessee
Knoxville, Tenn.	2005	1-2	Tennessee

TALK ABOUT A TURNAROUND

- Under Tech coach Pete D'Amour's guidance, Tech cracked the NCAA record book for biggest turnarounds.
- The minimum is 20 more wins than the previous season. Tech's 21 1/2-win differential is tied for the 18th-most in NCAA history and most since 2011, when Indiana had a 21 1/2-game turnaround.
- Below are the best turnarounds of 2019.



MISCELLANEOUS

Multiple Hit Games	2	3	4	5+	Total
21 Kelsey Brown	2	2	-	-	4
8 Kelsey Bennett	4	-	-	-	4
4 Darby Trull	2	1	-	-	3
18 Mackenzie Lawter	2	-	-	-	2
28 Grace Chavez	1	-	-	-	1
2 Jayme Bailey	-	1	-	-	1
12 Ashley Whitley	1	-	-	-	1
29 Maddi Banks	1	-	-	-	1
19 Maddie Rountree	1	-	-	-	1
10 Olivia Lattin	1	-	-	-	1
TEAM	15	4	0	0	19

Hitting Streaks	Longest	Current
21 Kelsey Brown	7	1
2 Jayme Bailey	6	3
28 Grace Chavez	4	-
18 Mackenzie Lawter	4	4
4 Darby Trull	4	4
9 Al Velazquez	3	-
16 Meredith Slaw	3	-
8 Kelsey Bennett	3	1
32 Grayson Cruce	2	-
10 Olivia Lattin	2	-
29 Maddi Banks	2	-
13 Kate Kobayashi	2	2
19 Maddie Rountree	2	-
12 Ashley Whitley	1	-

Multiple RBI Games	2	3	4	5+	Total
8 Kelsey Bennett	1	2	-	-	3
4 Darby Trull	2	-	-	-	2
9 Al Velazquez	1	1	-	-	2
28 Grace Chavez	2	-	-	-	2
21 Kelsey Brown	2	-	-	-	2
19 Maddie Rountree	1	-	-	-	1
2 Jayme Bailey	-	1	-	-	1
12 Ashley Whitley	-	-	1	-	1
32 Grayson Cruce	-	1	-	-	1
18 Mackenzie Lawter	-	1	-	-	1
10 Olivia Lattin	1	0	1	0	1
TEAM	10	6	1	0	17

Reached Base Streaks	Longest	Current
2 Jayme Bailey	10	10
21 Kelsey Brown	7	1
28 Grace Chavez	5	5
4 Darby Trull	4	4
18 Mackenzie Lawter	4	4
10 Olivia Lattin	4	2
8 Kelsey Bennett	3	1
9 Al Velazquez	3	-
16 Meredith Slaw	3	2
13 Kate Kobayashi	2	2
32 Grayson Cruce	2	-
29 Maddi Banks	2	-
19 Maddie Rountree	2	-
12 Ashley Whitley	1	-
14 Ansley Whitley	1	-

School (Coach)	'18 W-L	'19 W-L	Imp.
Virginia Tech (Pete D'Amour)	2019	2-2	21 1/2
Alabama (Patrick Murphy)	2015	0-2	17
Purdue (Boo De Oliveira)	2014	1-2	14 1/2

ACC REGULAR-SEASON CHAMPS

- For the first time since 2007 and only the second time in school history, the Hokies came away with the best record in the ACC during the regular season.
- Tech's 20-4 record in ACC play topped Florida State's clip of 19-5, giving them a one-game advantage and the crown. It also won the Coastal Division for the first time in program history.
- But the Seminoles would get it done in the ACC Championship, winning the 10-team tournament on their home field.

THE BEST IN THE ACC

- Last season, Tech led the ACC in a few categories when it came to the plate and the circle.
- The Hokies boasted three team categories that sat atop the league's stats.
- As a team, Tech had the best batting average (.334), fewest hits allowed (293) and shutouts (22).

US & OU

- Tech, made up of an elite pitching staff and a bunch of sound batters, was one of only two teams in the nation last year to be in the top six nationally in shutouts (22) and batting average (.334).
- The other school was Oklahoma, the Big 12 champion and the WCWS runner-up.
- A comparison of the two juggernauts is below with the (#) signifying where the mark ranked in the land.

School	BA	HR/PG	R/PG	SHO	ERA
OU	.344 (#1)	1.83 (#1)	7.30 (#3)	28 (#1)	1.40 (#1)
VT	.334 (#4)	1.67 (#3)	6.81 (#6)	22 (#4)	1.98 (#20)

OUT AHEAD

- The Hokies last year typically got off to a fast start, outscoring their opponents 235-32 in the first three innings of games in Year 1 of the Pete D'Amour era.
- They outscored their opponents 90-10 in the first inning, 62-11 in the second and 83-11 in the third.
- Tech went 45-3 when it scored first last year and an underwhelming 2-8 when its opponent scored first.
- So far this season, the Hokies are outscoring their opponent 12-6 the first three innings and are 3-0 when they score first and 1-1 when the opponent scores first.

BACK FOR MORE

- Outfielder Al Velazquez is back after tying a school-record 50 runs scored last season with then-senior Emma Strouth.
- Velazquez broke the previous record of 49 set in 2002.

Name	R	OB%	TB	GP
Emma Strouth (2019)	50	.482	129	58
Al Velazquez (2019)	50	.429	84	56
Carmen Farmer (2002)	49	.400	96	57

THE MOUNTAINTOP

- After winning all three of its games at Boston College for their final ACC series, the Hokies finished with the most ACC wins in school history, boasting 20 in 2019.

- Of those 20, 12 came on the road with Tech owning a perfect 12-0 record in ACC road games.

Year	ACC wins	Overall Record	Postseason
2019	20	45-9 (20-4 ACC)	Regionals (Lexington)
2014	19	36-23 (19-9 ACC)	Regionals (Knoxville)
2008	16	49-19 (16-5 ACC)	WCWS (Oklahoma City)
2007	15	49-16 (15-5 ACC)	Regionals (Columbus)

I'M A MAN, I'M 40

- With getting a W vs. the Tar Heels, Tech eclipsed the 40-win plateau for the first time since 2012.
- It has only happened eight times in program history out of 24 years of being a program (1996). Below are the most wins in school history.

Year	Wins	Overall Record	Postseason
1999	54	54-16 (14-2 A-10)	L, A-10 title game
2008	49	49-19 (16-5 ACC)	WCWS (Oklahoma City)
2007	49	49-16 (15-5 ACC)	Regionals (Columbus)
2019	47	47-11 (20-4 ACC)	Regionals (Lexington)
2005	44	44-25 (4-13 ACC)	Regionals (Knoxville)
2012	42	42-21 (12-8 ACC)	Regionals (Knoxville)
2002	42	42-18 (12-8 BIG EAST)	L, BIG EAST title games
2000	41	41-22 (12-4 A-10)	L, A-10 title game

SHUT 'EM DOWN

- Pitcher Keely Rochard had a knack for not allowing an opponent to sniff the plate in 2019.
- She was one of only 19 players to have 10 or more shutouts and finished tied for eighth in the land with 11 on the season.
- The Hokies have a chance of seeing a player who was also one of the top 19 players in Northwestern's Danielle Williams (13 shutouts) on Sunday.

A SENSE OF URGENCY

- The Hokies batted a sizzling .598 (79 of 132) with a runner on third base and there are less than two outs in 2019. Having a sense of urgency, Tech typically knocked that runner in - and then some.





THEY DIG THE LONG BALL

- Tech set a school record for the most home runs hit in a season in 2019, boasting 97 for the fifth most in the nation.
- What puts it in perspective is that they only hit 35 last season, including the team high for a player being just eight. Last season, the Hokies had four players with eight or more homers.

School	G	HR	HR p/g
Oklahoma (Big 12)	63	115	1.83
Arizona (Pac-12)	62	110	1.77
Virginia Tech (ACC)	58	97	1.67
JMU (CAA)	61	102	1.67
Arizona State (Pac-12)	55	91	1.65

DIAPER DANDIES

- Kelsey Bennett and Jayme Bailey were named to the Schutt Sports/NFCA National Freshman of the Year Top 25 list on April 18, 2019, becoming the first-ever Hokies to make the list.
- With them making the list, they were one of only two schools to boast two players (UCLA).
- Bennett would make the top 10 list, as announced on May 9, 2019, the only freshie out of the ACC.

HOKIES IN THE POLLS

	NFCA	USA Softball	Softball-America	DI Softball
P	RV	RV	-	-
W1	RV	RV	-	-
W2	24	25	-	25
W3				
W4				
W5				
W6				
W7				
W8				
W9				
W10				
W11				
W12				
W13				
W14				



2020 HONORS & AWARDS

Preseason

Jayne Bailey, JWOS Preseason Top 150 Player
 Jayme Bailey, Preseason All-ACC Team
 Keely Rochard, JWOS Preseason Top 150 Player
 Keely Rochard, Preseason All-ACC Team
 Darby Trull, JWOS Preseason Top 150 Player
 Darby Trull, Preseason All-ACC Team
 Darby Trull, Softball America Top 100
 Kelsey Bennett, JWOS Preseason Top 150 Player
 Kelsey Bennett, Preseason All-ACC Team
 Kelsey Bennett, Softball America Top 100

2019 HONORS & AWARDS

Preseason

Carrie Eberle, Preseason All-ACC Team
 Carrie Eberle, Preseason JWOS All-American
 Carrie Eberle, Softball America Top-100 Player

ACC Weekly Honors

Caitlyn Nolan, Player of the Week (Feb. 12)
 Keely Rochard, Co-Pitcher of the Week (Feb. 12)
 Keely Rochard, Co-Pitcher of the Week (Feb. 19)
 Kelsey Bennett, Co-Player of the Week (March 5)
 Carrie Eberle, Co-Pitcher of the Week (March 5)
 Emma Strouth, Co-Player of the Week (April 16)
 Keely Rochard, Pitcher of the Week (April 16)

NFCA Honors

Caitlyn Nolan, Player of the Week (Feb. 12)
 Keely Rochard, Pitcher of the Week (Feb. 19)
 Keely Rochard, Pitcher of the Week

USA Softball Honors

Keely Rochard, Pitcher of the Week (April 16)

Fastpitch News Honors

Keely Rochard, Pitcher of the Week (Feb. 19)
 Keely Rochard, Pitcher of the Week (April 16)

College Sports Madness Honors

Keely Rochard, Pitcher of the Week (Feb. 18)
 Darby Trull, Player of the Week (Feb. 18)

ACC Awards

Pete D'Amour, Coach of the Year
 Carrie Eberle, Pitcher of the Year
 Kelsey Bennett, Freshman of the Year

All-ACC First Team

Carrie Eberle
 Keely Rochard
 Emma Strouth
 Kelsey Bennett
 Jayme Bailey

ACC All-Freshman Team

Kelsey Bennett
 Jayme Bailey

NFCA All-Region

Carrie Eberle
 Keely Rochard
 Emma Strouth
 Kelsey Bennett
 Jayme Bailey
 Darby Trull
 Caitlyn Nolan

REJECTED

- Tech blanked in-state rival Virginia in all three games of the series last year, clinching a point in the Commonwealth Clash, as well as holding the Wahoos to never reaching third base or home plate.
- It marked the second straight year that the Hokies swept the Cavaliers and the first time ever holding an opponent scoreless in a three-game series.

ROCHARD SPINS PERFECT GAME

- After taking a loss to then-No. 8/8 Georgia in March, pitcher Keely Rochard got another chance in the circle versus a ranked team and did not disappoint.
- Rochard, who was quoted after the game saying she wanted another shot versus a top opponent, put together her best game yet against then-No. 20/17 JMU in Blacksburg, throwing a perfect game.
- The righty finished with 60 pitches in five innings of work, getting her 15 outs by nine pop ups, two grounders and four Ks.
- It marked the seventh perfect game in program history and first since Jasmine Harrell's on May 1, 2012, in a 9-0 win over Liberty in five innings.

JOINING ELITE COMPANY

- Pitcher Keely Rochard became just the fifth Hokie to pitch a perfect game, joining Angela Tincher (2), Ashlee Dobbe (2), Katie Maynard (1) and Jasmine Harrell (1).
- It also marked Rochard's third no-hit game of the season, as she threw two no-nos in February of 2019.
- Her three no-nos made her one of only five players in school history to have three or more no-hitters, joining Angela Tincher (14), Ashlee Dobbe (8), Clarisa Crowell (4) and Kelly Heinz (3).

RUN-RULIN' THE BEST

- Before Tech's 12-0 [5] victory over then-No. 20/17 JMU, the last time Tech run-ruled a ranked team takes you all the way back to April 1, 2007, when it defeated No. 24 NC State 8-0 [5].
- But that was the only time previously in history that's happened, making the JMU accomplishment just the second time in school history.

NOT IN OUR HOUSE

- The win over nationally ranked JMU on April 10 marked the first time Tech had won at home versus a top-25 team since April 6, 2016, which was ironically versus JMU.
- The last time Tech played in a game when both teams were ranked and won at home was on April 26, 2008, against No. 14 North Carolina. It also marked Coach D'Amour's first ranked win at TSP.
- It was Tech's 18th win at home against a ranked team.

AFTER SIX A LOCK

- After losing to then-No. 20/17 JMU on April 10 in the first game of a doubleheader 3-1, it marked the first time Tech had blown a lead late in a game all year.

- Coming into the contest, the Hokies were a perfect 20-0 when leading after six innings of action.
- Even more impressive is Pete D'Amour's head coaching record when leading after six. He's 87-3, making that only his third game to slip away like that, losing two in that fashion at Kennesaw State.

GOOD THINGS COME TO AN END

- Outfielder Al Velazquez put quite a streak together, 23 games in a row reaching base, but it was snapped on April 7, 2019 at Duke.
- The streak, which dated all the way back to Feb. 27 against Radford, was the longest by a Hokie that season and set a career high for the sophomore.
- Her hitting streak during that time span got up to 10 games.

SAY IT AIN'T SO

- The school record at Tech for consecutive games played without an error was six, which was set Feb. 28-March 8, 2007.
- After their series at Duke in 2019, the record fell with the Hokies playing nine straight errorless games before making one in the series finale. Tech went 8-1 during that stretch.

TECH IN THE POLLS

- After finishing the 2019 season ranked No. 23 in the NFCA poll and No. 21 in the USA Softball poll, Virginia Tech looks to build off a stellar first year in the Pete D'Amour era.
- The Hokies, who are receiving votes in both major preseason polls, bring back four NFCA all-region selections in 2020 and look to defend their ACC regular-season title.
- No. 19 was the highest Tech got to in 2019 in USA Softball's poll. The last time Tech was as high as No. 19 in the poll was on March 20, 2013.

CLOSE ONES

- Coach Pete D'Amour has a knack for winning close games and has put that on display since his arrival to Blacksburg.
- D'Amour owns a 26-16 record in one-run games and went 5-1 in 2019.
- However, he's 0-1 this year with a 4-3 loss to Iowa.

WHEN THE BIG DOGS SHOW UP

- Tech has had its fair share of ranked opponents come through Tech Softball Park (49 games).
- The Hokies are 18-33 (.353) in those games and are 5-7 (.417) when Tech is ranked, too.
- Before April 10, 2019, the last time Tech was ranked and beat a ranked team at home was on April 26, 2008, when it took down No. 14 North Carolina 5-2 [10] when the Hokies were ranked No. 18.
- Tech's last six wins at home versus ranked opponents are below in chronological order.

Date	Opponent	Score	VT Ranked
April 10, 2019	No. 20/17 JMU	W, 12-0 [5]	No. 22/20
April 6, 2016	No. 6 JMU	W, 2-1	NR
March 15, 2014	No. 22 Notre Dame	W, 5-4	NR
March 15, 2014	No. 22 Notre Dame	W, 3-2	NR
April 6, 2012	No. 21 Florida State	W, 11-5 [6]	NR
April 9, 2011	No. 25 Georgia Tech	W, 4-2	NR



SHUFFLE AND FOLD

- The Hokies dealt a pretty good hand to the Cards in late March of 2019, winning the series over Louisville, 2-1, and outscoring the Cards 28-13 in Blacksburg.
- The two wins for Tech were run-rules, marking only the second time in school history the Hokies have run-ruled an ACC team in back-to-back games.
- The last time that happened was against Boston College on April 11, 2009, in a doubleheader. Tech won the first game 14-6 in six innings and the second game 9-1 in six innings.

HOT CORNER

- Though she's a sophomore now starting at shortstop, Kelsey Bennett was one of a select few to start at third base in every game as freshmen in the Power Five in 2019.
- The few are three players, including Baylor's Kassidy Krupit, Oregon's Rachel Cid and Virginia Tech's Kelsey Bennett.

Name	Assists	Hits	RBI	HR	BA
Kelsey Bennett (VT)	102	59	45	14	.369
Kassidy Krupit (Baylor)	66	35	29	10	.236

Rachel Cid (Oregon) 51 37 31 9 .268

ACC WEEKLY HONORS

- Three times in 2019 the Hokies swept the weekly awards honored by the league office.
- After opening weekend, Caitlyn Nolan earned Player of the Week while Keely Rochard was tabbed Co-Pitcher of the Week on Feb. 12.
- The ACC selected two Hokies on March 12 - Kelsey Bennett (Player) and Carrie Eberle (Pitcher).
- On April 2, Bennett earned her second ACC Co-Player of the Week.
- Tech swept the ACC weekly awards again, this time doing it on April 16 when Keely Rochard won Pitcher of the Week and Emma Strouth was Co-Player of the Week.

IT'S BEEN A MINUTE

- When the Hokies beat then-eighth-ranked Georgia on March 1, 2019, it marked their first win over a top 10-opponent since 2016 vs. No. 6 JMU.
- It also marked Tech's first road win over a ranked opponent since May 19, 2013, when Tech beat No. 17 Kentucky in an NCAA Regional.
- Darby Trull hit the would be game-winning RBI in the top of the eighth to win it versus the Bulldogs, knocking in Maddi Banks.

ROCHARD MAKES HISTORY

- Sophomore Keely Rochard was on her A-game in the circle the week of Feb. 15-17, 2019, facing 38 batters and not surrendering a hit and only allowing three walks to Detroit Mercy and Charleston Southern.
- Her two no-hitters made her the third player in school history to have consecutive no-nos, joining Clarisa Crowell (1999) and Ashlee Dobbe (2000).

- She also became the first player since 2000 to accomplish the feat and only the sixth Hokie to post two or more no-hitters, as well as the first no-hitter since Feb. 24, 2017, when Aysha Richardson did it against Seton Hall in five innings.
- Rochard later threw a perfect game on April 10 against No. 20/17 JMU, bringing her no-hitter total to three games.

Name	No-nos	Ex. Inn.	7 IP	5/6 IP	P5
Anglea Tinchler (05-08)	14	2	9	3	5
Ashlee Dobbe (99-02)	8	0	5	2	2
Clarissa Crowell (99-02)	4	0	4	0	1
Keely Rochard (18-19)	3	0	1	2	0
Kelly Heinz (13-15)	3	0	0	3	0
Katie Maynard (03-06)	2	1	1	0	0

BEST STARTS IN SCHOOL HISTORY

- When the Hokies started the 2019 season 9-0 after winning two tourneys in Charleston, they tied the second-best start in school history.
- Below is the best starts in school history before each teams' first loss and how those teams ended up.

Year	Start	Overall Record	Postseason
2006	10-0	39-22 (12-8 ACC)	Regionals (Knoxville)

STARTERS SUMMARY

Player	GS	Position										Batting Order									
		p	c	1b	2b	3b	ss	lf	cf	rf	of	dh	1st	2nd	3rd	4th	5th	6th	7th	8th	9th
2 Jayme Bailey	10	.	.	8	.	.	.	1	.	1	.	.	.	1	.	8	.	1	.	.	.
21 Kelsey Brown	10	9	1	10
8 Kelsey Bennett	10	4	6	1	.	9
10 Olivia Lattin	10	.	.	.	10	2	.	.	3	2	3
4 Darby Trull	9	9	3	1	5
18 Mackenzie Law	7	.	7	6	1
9 Al Velazquez	7	7	5	.	.	.	2	.	.
29 Maddi Banks	7	3	4	7
28 Grace Chavez	6	5	.	1	.	.	.
3 Keely Rochard	6	6
32 Grayson Cruce	5	.	1	2	2	1	.	4	.	.
33 Kaylee Hewitt	4	4
14 Ansley Whitley	3	3	3
19 Maddie Rountr	3	2	1
12 Ashley Whitley	2	.	2	1	1
16 Meredith Slaw	1	1



2019	9-0	13-2 (0-0 ACC)	Regionals (Lexington)
2015	9-0	34-23 (9-14 ACC)	Regionals (Knoxville)
2012	7-0	43-21 (12-8 ACC)	Regionals (Knoxville)

MARGIN OF VICTORY

- In Tech's 13-0 victory over College of Charleston on Feb. 9, 2019, the 13-run differential tied the seventh-best scoring margin in a win in school history.
- The Hokies followed it up a week later, beating Detroit Mercy by the same score, 13-0, on Feb. 16.
- Versus Pitt on March 23 in the first game of a doubleheader, Tech won 18-0 in five innings, tying the second-biggest margin of victory in school history and set the biggest margin of victory in a conference game in program history.

Opponent	Date	Score	Location
Morgan State	March 20, 2014	22-2 (20)	Blacksburg, Va.
Pitt	March 23, 2019	18-0 (18)	Pittsburgh, Pa.
Florida A&M	Feb. 9, 2018	19-1 (18)	Gulf Shores, Ala.
Seton Hall	Feb. 21, 2015	18-0 (18)	Greenville, N.C.
St. Louis	Feb. 28, 1998	19-3 (16)	Atlanta, Ga.
Virginia	April 30, 2016	15-0 (15)	Blacksburg, Va.
Radford	March 30, 2002	15-0 (15)	Blacksburg, Va.
Detroit Mercy	Feb. 16, 2019	13-0 (13)	Charleston, S.C.
Col. of Charleston	Feb. 9, 2019	13-0 (13)	Charleston, S.C.
Seton Hall	Feb. 24, 2017	13-0 (13)	Greenville, N.C.
George Mason	March 7, 2004	15-2 (13)	Kissimme, Fla.
NC A&T	April 25, 1998	15-2 (13)	Blacksburg, Va.
St. Bonaventure	April 12, 1998	13-0 (13)	Blacksburg, Va.

'19 POWER FIVE HEAD COACHES

- The offseason was an eventful one for the coaching carousel, especially in the Power Five. There were 58 coaching changes in Division I, including 11 in the Power Five in 2018.
- D'Amour was one of the 11 and he is one of seven that came from a mid-major as a head coach. Two were sitting Power Five head coaches (Texas' Mike

White and Louisville's Holly Aprile) and two were Power Five assistant coaches (Oregon's Melyssa Lombardi and Kansas' Jennifer McFalls).

- Interestingly enough, of the 11 Power Five head coaching moves, the ACC was the conference with the most change (5 moves), making up 45 percent.

Name	Old School	Title	New School
Larissa Anderson	Hofstra	HC	Missouri
Holly Aprile	Pitt	HC	Louisville
Kristen Butler	Toledo	HC	Rutgers
Pete D'Amour	Kennesaw State	HC	Virginia Tech
Shannon Doepping	Dartmouth	HC	Syracuse
Renee Gillispie	UCF	HC	Iowa
Jodi Hermanek	Ohio	HC	Pitt
Melyssa Lombardi	Oklahoma	Ass.	Oregon
Jennifer McFalls	Texas	Ass.	Kansas
Jennifer Patrick-Swift	St. Francis	HC	NC State
Mike White	Oregon	HC	Texas

- Of the 11 coaches, D'Amour tallied the most wins in 2019, with the top four below.

Name	School	2019 Record
Pete D'Amour	Virginia Tech	47-11
Mike White	Texas	46-17
Holly Aprile	Louisville	35-23
Larissa Anderson	Missouri	35-25

NFCA TIDBITS

- When Caitlyn Nolan was named NFCA DI National Player of the Week on Feb. 12, 2019, and teammate Keely Rochard followed up with NFCA DI National Pitcher of the Week the next week on Feb. 19, it made history.
- Since 2015, it had only happened three times that a school repeated national player of the week. However, it was the same person in each instance, making Tech's situation the first in the last four years.
- Rochard returns for her junior year while Nolan is now a student assistant on staff.

Name	School	Position	Year
Ally Carda	UCLA	Pitcher	2015
Shelby Turnier	UCF	Pitcher	2015
Rachel Garcia	UCLA	Pitcher	2018
Caitlyn Nolan/Keely Rochard	VT	SS/P	2019

- Tech's Pete D'Amour became only the second coach in school history this past summer and he brought in a new staff with him.
- His first hire came on June 27, 2018, when he tabbed Kirin Kumar as an assistant coach. Kumar, who has ties to the ACC, comes most recently from NC State and played at Georgia Tech.
- Coming with him from the Peach State, Doug

TECH SOFTBALL PARK



QUICK FACTS

Surface	Grass outfield, dirt infield
Dimensions (LF-CF-RF)	200-220-200
First Game	March 25, 1998, W, 8-6 (8 Inn.) vs. Charlotte
Seasons in Use	22nd Season
Overall Record	841-579 (59%) Games: 1,420
At Home	295-159 (65%) Games: 454
Conference Record	253-229 (52%) Games: 479
vs. Ranked Teams	45-112 (29%) Games: 157

UNDER D'AMOUR

At TSP	15-5
ACC Record at home	8-4
vs. Nonconference at home	7-1
vs. Ranked Teams at home	1-1

The Virginia Tech softball team has the luxury of playing and practicing in some of the finest facilities on the East Coast. Using the Tech Softball Park, Softball Indoor Facility and a state-of-the-art weight room, the Hokies train in terrific facilities designed to help them win championships. Combined with a new locker room and one of the best scoreboard and video boards in the country, the Hokies have it all when it comes to what they need to win.

Tech Softball Park, which was completed in the fall of 1997, has dimensions of 200 feet down the lines and 220 feet to center field. In January of 2008, an additional 746 permanent seats were installed, bringing the capacity up from 336 to 1,024. The new bleachers match the ones that were already in place and now extend down to the end of both dugouts.

Thanks to an anonymous donation, TSP now has seatbacks in the section behind home plate, which was completed in fall 2017.



Gillis was hired on August 10, 2018, after being the pitching coach at Kennesaw State. He holds the same role in Blacksburg.

- On Aug. 30, 2018, D'Amour added his volunteer assistant in Matt Guemmer. Guemmer, who graduated from Missouri, worked with D'Amour in Columbia as a student manager from 2012-13. He most recently comes from DeSoto High School, where he was the head softball coach and won a state title in 2014.
- Former All-American at Missouri Sami Fagan joined the staff in the winter after playing professionally in Japan and the United States. She holds the title of coordinator of player development.

2008 WOMEN'S COLLEGE WORLD SERIES TEAM



QUICK FACTS

Record	49-19 (.721)
ACC Record	16-5 (.752)
Home	15-5 (.750)
Away	18-5 (.782)
Neutral	16-9 (.640)
vs. Ranked Teams	8-9
Highest Ranking	No. 8 in final NFCA Poll
Lowest Ranking	No. 24 in Week 3 NFCA Poll

THE RUN

ACC Championship W, 7-4 Maryland | W, 2-0 Florida State | W 2-0 NC State
 NCAA Regionals W, 1-0 [10] Louisville | W, 4-0 Tennessee | L, 7-1 UT | W 4-2 UT
 NCAA Super Regionals L, 1-0 Michigan | W, 1-0 Michigan | W, 6-1 Michigan
 WCWS L, 1-0 Texas A&M | L, 2-0 [9] Florida

In 2008, the Hokies reached new levels, culminating with a trip to Oklahoma City for the Women's College World Series. After finishing second in the regular season, the Hokies rolled through the ACC Tournament for the second time in a row, guaranteeing them their fourth straight NCAA Regional appearance.

Pitcher Angela Tincher led the way in the circle, winning All-America honors and National Player of the Year. She became only the third person at the time in NCAA softball history to rack up over 2,000 career strikeouts.

The Hokies made their first trip ever to the WCWS and finished the season with a school-record 50 wins, program-best 16 ACC wins and highest-ever finish in the NFCA poll with a No. 8 ranking in the final poll.

Tech also had a historic upset of the U.S. National Team, breaking the Red, White & Blue's 185-game, pre-Olympic exhibition tour winning streak with a 1-0 win on March 26.



THE LAST TIME VIRGINIA TECH..

Recorded 10+ hits in a game	11 vs. Campbell (2/8/20)
Recorded 15+ hits in a game	15 vs. ETSU (2/17/19)
Scored 10+ runs in a game	11 vs. Campbell (2/8/20)
Scored 15+ runs in a game	18 at Pitt [1] (3/23/19)
Drew eight walks or more in a game	9 at Boston College (4/26/19)
Stole five or more bases in a game	8 at Coastal Carolina (2/7/20)
Hit 3 home runs in a game	3 at Boston College (4/28/19)
Hit 4 home runs in a game	4 vs. No. 20/17 JMU (4/10/19)
Hit 4+ home runs in a game	5 at Pitt [1] (3/23/19)
Had 3+ players with 3+ hits in a game	3-Lauren Duff, 3-Emma Strouth & 3-Carolina Schoenewald, WCU [1] (4/25/17)
Turned a triple play	No. 1 Florida State, L, 12-5 [1] (3/10/17)
Highest ranked opponent defeated	No. 4 Michigan, 6-2, at Gainesville, Fla. (2/20/99)
Defeated ranked opponent at home	No. 20/17, 12-0 [5] (4/10/19)
Highest ranked opponent defeated at home	No. 6 JMU, 2-1 (4/6/16)
Defeated ranked opponent on the road	No. 8 Georgia, 7-6 [8] (3/1/19)
Highest ranked opponent defeated on the road	No. 6 Michigan, 6-1 (5/25/08)
Defeated ranked opponent at neutral site	vs. No. 21 Northwestern, 6-5 [8], in Clearwater, Fla. (2/16/20)
Highest ranked opponent defeated at neutral site	No. 4 Michigan, 6-2, at Gainesville, Fla. (2/20/99)
Defeated a top-10 team	No. 8 Georgia, 7-6 [8] (3/1/19)
Won a run-rule game	vs. Iowa, 9-1 [5] (2/7/19)
Lost a run-rule game	No. 16 Oklahoma St., 14-6 [6] (2/13/20)
Won an extra-inning game	No. 21 Northwestern, 6-5 [8] (2/16/20)
Lost an extra-inning game	vs. Iowa, 4-3 [8] (2/9/20)
Was no-hit by	Alexa Romero, vs. Syracuse, L, 2-0 (3/9/18)

THE LAST TIME A TECH PLAYER..

Recorded five hits in a game	Caroline Schoenewald, vs. Lamar (2/8/18)
Recorded four hits in a game	Darby Trull, at No. 8 Georgia (3/1/19)
Drove in 5+ runs in a game	5, Mackenzie Lawter at Pitt [1] (3/23/19)
Scored 4+ runs in a game	Caroline Schoenewald, vs. Lamar (2/8/18)
Hit a grand slam	Mackenzie Lawter at Pitt [1] (3/23/19)
Hit 2+ home runs in a game	2, Lauren Duff vs. No. 20/17 JMU [2] (4/10/19)
Player hit back-to-back home runs	1 inn. & 3 inn., Lauren Duff vs. No. 20/17 JMU [2] (4/10/19)
Players hit back-to-back home runs	Olivia Lattin and Maddi Banks vs. No. 14 Minnesota (2/15/20)
Players hit back-to-back-to-back home runs	2nd inn. K. McGoldrick, K. Smith and K. Mericka vs. Seton Hall (2/21/15)
Hit for the cycle	Never
Had 2+ doubles in a game	2, Emma Strouth vs. No. 20/17 JMU (4/10/19)
Had 2+ triples in a game	2, Courtney Brinkman at ETSU (4/25/02)
Drew 4+ walks in a game	4, Courtney Liddle vs. Miami (3/10/12)
Stole 3+ bases in a game	3, Kat Banks vs. Boston College (3/27/11)
Had a walk-off home run	Mackenzie Lawter vs. Virginia, 8-0 [5] (4/12/19)
Had a walk-off grand slam	Betty Rose vs. Cornell, 8-4 (3/20/12)
Had a walk-off hit	Caroline Schoenewald vs. Liberty 1-0 [8] (4/10/18)

THE LAST TIME A TECH PLAYER..

Struck out 15+ batters	15, Keely Rochard vs. Iowa (2/9/20)
Struck out 10+ batters	15, Keely Rochard vs. Iowa (2/9/20)
Threw a no-hitter	Keely Rochard vs. Charleston Southern (2/17/19)
Threw a 7-inning no-hitter	Keely Rochard vs. Charleston Southern (2/17/19)
Threw a 7-plus-inning no-hitter	Angela Tincher vs. Florida State (5/10/08)
Threw a perfect game	Keely Rochard vs. No. 20/17 JMU [5 Inn.] (4/10/19)
Threw a 7-plus-inning perfect game	Angela Tincher vs. Florida State [8 Inn.] (3/24/07)

THE LONGEST TECH GAMES..

14 Innings	Virginia Tech 3, Florida State 2; First Round of 2005 ACC Championship (College Park, Md.)
13 Innings	Virginia Tech 3, Marshall 2; 2013 NCAA Tournament (Lexington, Ky.)
12 Innings	BC 2, VT 1; 2003 (Chestnut Hill), VT 1, Louisville 0; 2005 NAAs (Knoxville), Arizona 4, VT 3; 2008 (Tucson)
11 Innings	VT 2, Liberty 1; 2000 (Chattanooga); VT 6, Nevada 5; 2005 (Las Vegas)
10 Innings	10 times; last: Virginia Tech 6, Pitt 3; 2015 (Pittsburgh, Pa.)
9 Innings	25 times; last: Lamar 10, Virginia Tech 9 (Gulf Shores, Ala.)

What's a Hokie?



The answer leads all the way back to 1896 when Virginia Agricultural and Mechanical College changed its name to Virginia Polytechnic Institute. With the change came the necessity for writing a new cheer and a contest for such a purpose was held by the student body.

Senior O.M. Stull won first prize for his "Hokie" yell which is still used today. Later, when asked if "Hokie" had any special meaning, Stull explained the word was solely the product of his imagination and was used only as an attention-getter for his yell. It soon became a nickname for all Tech teams and for those people loyal to Tech athletics.

The official university school colors - Chicago Maroon and Burnt Orange - also were introduced in 1896. The colors were chosen by a committee because they made a 'unique combination' not worn elsewhere at the time. The official definition of "Hokie" is "a loyal Virginia Tech Fan".


'19 CLASS OF ACC COACHES

- The Atlantic Coast Conference entered 2019 with five new softball head coaches from its then-12 member institutions, including Louisville's Holly Aprile, NC State's Jennifer Patrick-Swift, Pitt's Jodi Hermanek, Syracuse's Shannon Doepking and Virginia Tech's Pete D'Amour.
- Previously, Aprile was the head coach at Pitt, Patrick-Swift was the head coach at St. Francis, Hermanek was the head coach at Ohio, Doepking was the head coach at Dartmouth and D'Amour was the head coach at Kennesaw State.

Name	Team	Overall	ACC	Home	Away	Neutral
Pete D'Amour	Virginia Tech	51-12	20-4	15-5	20-4	16-3
Holly Aprile	Louisville	36-27	12-12	16-5	8-12	12-10
Jennifer Patrick-Swift	NC State	33-30	9-15	15-14	9-9	9-7
Shannon Doepking	Syracuse	23-33	8-16	7-8	7-17	9-8
Jodi Hermanek	Pitt	15-43	7-17	4-11	5-19	5-13

SOFTBALL INDOOR FACILITY

- The facility, which is attached to Rector Field House (track & field) and immediately adjacent to Tech Softball Park, opened the fall 2018 and provides the Hokies with an indoor infield for practice during inclement weather, along with four cages for hitting and pitching practice.
- The one-story building also features two coaches rooms, an equipment room, a team room, a film room, a mudroom and team facilities. The facility will be available to the program year-round and will have uses for practice, team events and gameday necessities. The new facility will encompass more than 16,000 square feet.
- The facility was designed by Cannon Designs and was built by Branch Associates of Salem, Virginia. This project was a part of a larger plan that vastly improved Rector Field House (track & field) and all of the adjacent athletics facilities. Total cost was roughly \$18 million.



HOME RUN TRACKER

Who	What	Count	When
Kelsey Bennett	2-run HR to CF	2-1 (3 inn.)	vs. Iowa (2/7/20)
Olivia Lattin	Solo HR to CF	0-0 (4 inn.)	at Coastal Carolina (2/7/20)
Maddi Banks	Solo HR to LC	1-0 (4 inn.)	vs. Campbell (2/8/20)
Ashley Whitley	3-run HR to RC	0-0 (6 inn.)	vs. Campbell (2/8/20)
Kelsey Brown	Solo HR to LC	0-1 (5 inn.)	vs. East Carolina (2/8/20)
Jayme Bailey	3-run HR to CF	0-0 (6 inn.)	vs. East Carolina (2/8/20)
Grayson Cruce	Solo HR to LC	2-2 (5 inn.)	vs. Iowa (2/9/20)
Mackenzie Lawter	3-run HR to LF	2-1 (2 inn.)	vs. No. 16 Oklahoma St (2/13/20)
Kelsey Bennett	2-run HR to LC	1-0 (1 inn.)	vs. No. 18 South Carolina (2/14/20)
Grace Chavez	Solo HR to LF	1-1 (7 inn.)	vs. No. 18 South Carolina (2/14/20)
Grace Chavez	2-run HR to LF	1-2 (5 inn.)	vs. No. 19 Missouri (2/15/20)
Olivia Lattin	Solo HR to CF	3-2 (3 inn.)	vs. No. 14 Minnesota (2/15/20)
Maddi Banks	Solo HR to LF	2-1 (3 inn.)	vs. No. 14 Minnesota (2/15/20)

Total team HRs: 13 | First-pitch HRs: 1 | Full-count HRs: 1 | Leadoff HRs: 3

D'AMOUR'S RECORD WHEN...

Total:	133-51
Conference:	45-13
Nonconference:	88-38
Home:	60-21
Away:	39-17
Neutral:	34-13
Day:	98-36
Night:	35-15
1-Run games:	28-17
2-Run games:	16-5
5+Run games:	62-17
Extra innings:	8-6
Shutouts:	42-11
Scoring 0-2 runs:	12-26
Scoring 3-5 runs:	40-20
Scoring 6-9 runs:	56-4
Scoring 10+ runs:	25-0
Opponent 0-2 runs:	96-6
Opponent 3-5 runs:	31-16
Opponent 6-9 runs:	7-22
Opponent 10+ runs:	0-7
Scored in 1st inning:	65-8
Scores first:	108-16
Opp. scores first:	25-35
After 4 leading:	98-6
After 4 trailing:	10-34
After 4 tied:	19-11
After 5 leading:	97-5
After 5 trailing:	7-35
After 5 tied:	13-9
After 6 leading:	89-3
After 6 trailing:	4-34
After 6 tied:	11-7
Hit 0 home runs:	38-32
Hit 1 home run:	40-15
Hit 2+ home runs:	55-4
Opponent 0 home runs:	93-22
Opponent 1 home run:	31-18
Opponent 2+ HRs:	10-11
Made 0 errors:	62-21
Made 1 error:	44-14
Made 2+ errors:	25-16
Opp. made 0 errors:	41-19
Opp. made 1 error:	47-14
Opp. made 2+ errors:	45-18
Out-hit opponent:	111-6
Out-hit by opponent:	14-37
Hits are tied:	7-8

GAMES SUMMARY

Score by innings	1	2	3	4	5	6	7	8	Total
Virginia Tech	6	5	10	14	11	14	4	1	65
Opponents	8	3	8	3	8	12	1	1	44

Record when ...									
Overall	7-3							After 4 leading	5-1
Conference	0-0						 trailing	1-2
Non-Conference	7-3						 tied	1-0
Home games	0-0							After 5 leading	5-0
Away games	1-0						 trailing	1-1
Neutral site	6-3						 tied	0-2
Day games	7-3							After 6 leading	4-0
Night games	0-0						 trailing	0-1
vs Left starter	2-1						 tied	1-1
vs Right starter	5-2							Hit 0 home runs	1-0
1-Run games	2-2							... 1 home run	2-3
2-Run games	2-0							... 2+ home runs	4-0
5+Run games	3-1							Opponent 0 home runs	4-0
Extra innings	1-1						 1 home run	3-1
Shutouts	0-0						 2+ HRs	0-2
Scoring 0-2 runs	1-0							Made 0 errors	3-1
..... 3-5 runs	1-2						 1 error	2-0
..... 6-9 runs	3-1						 2+ errors	2-2
..... 10+ runs	2-0							Opp. made 0 errors	1-1
Opponent 0-2 runs	4-0						 1 error	3-0
..... 3-5 runs	2-1						 2+ errors	3-2
..... 6-9 runs	1-1							Out-hit opponent	6-0
..... 10+ runs	0-1							Out-hit by opponent	1-2
Scored in 1st inning	3-0							Hits are tied	0-1
Opp. scored in 1st	3-1								
Scores first	5-1								
Opp. scores first	2-2								

Record when team scores:

Runs	0	1	2	3	4	5	6	7	8	9	10+
W-L	0-0	0-0	1-0	0-1	1-0	0-1	1-1	0-0	1-0	1-0	2-0

Record when opponent scores:

Runs	0	1	2	3	4	5	6	7	8	9	10+
W-L	0-0	2-0	2-0	1-0	0-1	1-0	1-1	0-0	0-0	0-0	0-1

Record when leading after:

Inn.	1	2	3	4	5	6
W-L	2-0	2-1	4-0	5-1	5-0	4-0

Record when trailing after:

Inn.	1	2	3	4	5	6
W-L	1-1	1-1	2-2	1-2	1-1	0-1

Record when tied after:

Inn.	1	2	3	4	5	6
W-L	4-2	4-1	1-1	1-0	0-2	1-1

WHERE THEY AT

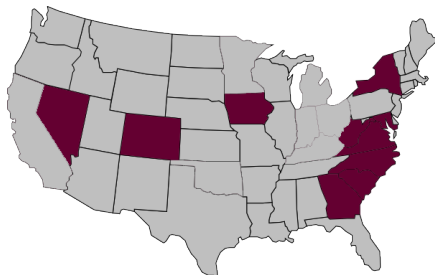
- Tech has 24 players on the squad who represent 10 states, including three out West and two each from the Midwest and Northeast.
- Virginia is where the most players (9) are from on the team, making up 38 percent.
- The next most popular spot, and by a landslide, is Georgia, boasting six players from the Peach State. Iowa comes in third with two.

STATES

- Virginia (9)
- | | |
|------------------------|---------------------|
| #3 Keely Rochard | #11 Cana Davis |
| #15 Emma Yates | #16 Meredith Slaw |
| #18 Mackenzie Lawter | #19 Maddie Rountree |
| #21 Kelsey Brown | #27 Rebecca Ludwig |
| #31 Kayleigh Addington | |

STATES

- Georgia (6)
- | | |
|--------------------|--------------------|
| #7 Keara Napoli | #8 Kelsey Bennett |
| #12 Ashley Whitley | #14 Ansley Whitley |
| #25 Georgia Blair | #32 Grayson Cruce |
- Iowa (2)
- | | |
|--------------------|-----------------|
| #17 Molly Jacobson | #29 Maddi Banks |
|--------------------|-----------------|
- Nevada (1)
- | | |
|------------------|--------------------|
| #28 Grace Chavez | South Carolina (1) |
| | #4 Darby Trull |
- Colorado (1)
- | | |
|-----------------|-------------------|
| #9 Al Velazquez | Tennessee |
| | #33 Kaylee Hewitt |
- New York (1)
- | | |
|-------------------|-------------------|
| #10 Olivia Lattin | West Virginia (1) |
| | #2 Jayme Bailey |
- Missouri (1)
- | | |
|--------------------|--|
| #13 Kate Kobayashi | |
|--------------------|--|



WHEN THE LONG BALL...

- If a player under Coach D'Amour hits a home run, the outcome is likely over. D'Amour is 40-15 when there is one homer and 55-4 if two or more.



2020 RESULTS

Date	Opponent	Score	Inns	Overall	Conference	Pitcher of record	Attend	Time
Feb 07, 2020	vs Iowa	w 9-1	5	1-0-0	0-0-0	K. Hewitt (W 1-0)	217	2:09
Feb 07, 2020	at Coastal Carolina	w 11-2	7	2-0-0	0-0-0	K. Rochard (W 1-0)	217	2:30
Feb 08, 2020	vs Campbell	w 11-3	6	3-0-0	0-0-0	K. Hewitt (W 2-0)	256	2:08
Feb 08, 2020	vs East Carolina	w 4-2	7	4-0-0	0-0-0	K. Rochard (W 2-0)	256	1:58
Feb 09, 2020	vs Iowa	L 3-4	(8)	4-1-0	0-0-0	K. Rochard (L 2-1)	312	1:55
Feb 13, 2020	vs #16 Oklahoma State	L 6-14	6	4-2-0	0-0-0	K. Rochard (L 2-2)	0	2:40
Feb 14, 2020	vs #18 South Carolina	w 8-6	7	5-2-0	0-0-0	K. Rochard (W 3-2)	100	2:49
Feb 15, 2020	vs #18 Missouri	L 5-6	7	5-3-0	0-0-0	K. Rochard (L 3-3)	350	2:10
Feb 15, 2020	vs #13 Minnesota	w 2-1	7	6-3-0	0-0-0	K. Hewitt (W 3-0)	0	2:13
Feb 16, 2020	vs #21 Northwestern	w 6-5	(8)	7-3-0	0-0-0	K. Rochard (W 4-3)	545	3:10

() extra inning game

2019 RECORDS

TEAM BATTING

- Tech has had its best season at the plate in school history, being in its 24th season.
- The Hokies have broken seven school records in the team batting category for a single season.
- Batting average: .334
- Slugging percentage: .598
- On-base percentage: .417
- Runs scored: 395
- Home runs: 97
- RBIs: 368
- Total bases: 922
- They have also broke and tied some records for most in a single game.
- Home runs in a game : Tied at No. 1 with five set twice in 2019 (at NC State on March 16 and at Pitt on March 23).
- Most stolen bases in a game: Seven versus Purdue on Feb. 10.
- Most home runs hit in a game by an individual: Two done by Kelsey Bennett (vs. Texas State on Feb. 23), Caitlyn Nolan (at Radford on Feb. 27 and vs. UAB on March 2), Mackenzie Lawter vs. Binghamton (March 19) and Lauren Duff (vs. JMU on March 10).

SEASON LEADERS

- The record book for season leaders took a big hit in 2019.
- The offensive end has been where most of the damage was made, but there were some records in the circle.
- This slugging percentage stat is insane - the top five slugging percentages in school history had four in one season.
- No. 1 Kelsey Bennett (.725), No. 2 Caitlyn Nolan (.720) No. 3 Emma Strouth (.705) and No. 4 Darby Trull (.642).
- Runs scored: Tied No. 1 Emma Strouth (50) and No. 1 Al Velazquez (50).
- Home runs: No. 1 Caitlyn Nolan (19)
- RBIs: No. 1 Emma Strouth (68), No. 2 Caitlyn Nolan (55).
- Sacrifice Flies: Tied No. 1 Caitlyn Nolan (6)
- Pitching winning percentage: No. 1 Keely Rochard (.880).
- On-base percentage: No. 2 Jayme Bailey (.497).

BY CLASS LEADERS

- The Hokies have rewrote the record book for accomplishments broken up by their year in school.
- The freshman records:
 - Home runs: Kelsey Bennett (14)
 - Total bases: Kelsey Bennett (116)
 - Batting average: No. 1 Jayme Bailey (.380)
 - Slugging percentage: No. 1 Kelsey Bennett (.725)
- The sophomore records:
 - Runs scored: Al Velazquez (50)
 - Batting average: No. 1 Darby Trull (.406)
 - Slugging percentage: No. 1 Darby Trull (.642)
 - Shutouts: Keely Rochard (11)
- The senior records:
 - Runs scored: Emma Strouth (50)
 - Hits: Emma Strouth (74)
 - Home runs: Caitlyn Nolan (19)
 - RBIs: Emma Strouth (68)
 - Batting average: No. 1 Emma Strouth (.404)
 - Slugging percentage: No. 1 Caitlyn Nolan (.720)
 - Sacrifice flies: Caitlyn Nolan (6)



TEAM/INDIVIDUAL HIGHS

TEAM GAME HIGHS

Batting	
At bats:	32 - at Coastal Carolina (Feb 07, 2020)
Runs scored:	11 - at Coastal Carolina (Feb 07, 2020)
	11 - vs Campbell (Feb 08, 2020 at Conway, SC)
Hits:	12 - at Coastal Carolina (Feb 07, 2020)
RBI's:	11 - at Coastal Carolina (Feb 07, 2020)
	11 - vs Campbell (Feb 08, 2020 at Conway, SC)
Doubles:	3 - vs Iowa (Feb 07, 2020 at Conway, SC)
Triples:	1 - vs South Carolina (Feb 14, 2020 at Clearwater, Fla.)
Home runs:	2 - (4 times)
Total bases:	19 - vs South Carolina (Feb 14, 2020 at Clearwater, Fla.)
Walks:	7 - vs Campbell (Feb 08, 2020 at Conway, SC)
Strikeouts:	11 - vs Minnesota (Feb 15, 2020 at Clearwater, Fla.)
	11 - vs Northwestern (Feb 16, 2020 at Clearwater, Fla.)
Sac hits:	1 - vs Northwestern (Feb 16, 2020 at Clearwater, Fla.)
Sac flies:	1 - at Coastal Carolina (Feb 07, 2020)
	1 - vs Northwestern (Feb 16, 2020 at Clearwater, Fla.)
Stolen bases:	8 - at Coastal Carolina (Feb 07, 2020)
Hit by pitch:	2 - vs Northwestern (Feb 16, 2020 at Clearwater, Fla.)
Caught stealing:	1 - at Coastal Carolina (Feb 07, 2020)
	1 - vs Minnesota (Feb 15, 2020 at Clearwater, Fla.)
	1 - vs Northwestern (Feb 16, 2020 at Clearwater, Fla.)
Runners LOB:	9 - vs Campbell (Feb 08, 2020 at Conway, SC)
Hit into DP:	1 - vs Oklahoma State (Feb 13, 2020 at Clearwater, Fla.)
Fielding	
Putouts:	24 - vs Northwestern (Feb 16, 2020 at Clearwater, Fla.)
Assists:	10 - vs Northwestern (Feb 16, 2020 at Clearwater, Fla.)
Errors:	4 - vs Iowa (Feb 09, 2020 at Conway, S.C.)
Passed balls:	1 - vs Oklahoma State (Feb 13, 2020 at Clearwater, Fla.)
DPs turned:	1 - vs Iowa (Feb 07, 2020 at Conway, SC)
	1 - vs Iowa (Feb 09, 2020 at Conway, S.C.)
	1 - vs Northwestern (Feb 16, 2020 at Clearwater, Fla.)
Pitching	
Innings pitched:	8.0 - vs Northwestern (Feb 16, 2020 at Clearwater, Fla.)
Runs allowed:	14 - vs Oklahoma State (Feb 13, 2020 at Clearwater, Fla.)
Earned runs:	10 - vs Oklahoma State (Feb 13, 2020 at Clearwater, Fla.)
Walks allowed:	10 - vs Northwestern (Feb 16, 2020 at Clearwater, Fla.)
Strikeouts:	15 - vs Iowa (Feb 09, 2020 at Conway, S.C.)
Hits allowed:	12 - vs Oklahoma State (Feb 13, 2020 at Clearwater, Fla.)
Doubles allowed:	2 - vs Oklahoma State (Feb 13, 2020 at Clearwater, Fla.)
	2 - vs Missouri (Feb 15, 2020 at Clearwater, Fla.)
Triples allowed:	2 - vs South Carolina (Feb 14, 2020 at Clearwater, Fla.)
Homers allowed:	3 - vs Oklahoma State (Feb 13, 2020 at Clearwater, Fla.)
Wild pitches:	4 - vs Oklahoma State (Feb 13, 2020 at Clearwater, Fla.)
Hit batters:	3 - vs Oklahoma State (Feb 13, 2020 at Clearwater, Fla.)

INDIVIDUAL GAME HIGHS

Batting	
At bats:	5 - Kelsey Brown at Coastal Carolina (Feb 07, 2020)
	5 - Meredith Slaw at Coastal Carolina (Feb 07, 2020)
Runs scored:	3 - Al Velazquez vs Iowa (Feb 07, 2020 at Conway, SC)
	3 - Kelsey Brown vs Campbell (Feb 08, 2020 at Conway, SC)
	3 - (4 times)
Hits:	4 - Ashley Whitley vs Campbell (Feb 08, 2020 at Conway, SC)
RBI's:	1 - (11 times)
Doubles:	1 - Kelsey Brown vs South Carolina (Feb 14, 2020 at Clearwater, Fla.)
Triples:	1 - (13 times)
Home runs:	7 - Jayme Bailey vs East Carolina (Feb 08, 2020 at Conway, SC)
Total bases:	2 - (5 times)
Walks:	3 - Kelsey Brown vs Minnesota (Feb 15, 2020 at Clearwater, Fla.)
Strikeouts:	3 - Kelsey Bennett vs Minnesota (Feb 15, 2020 at Clearwater, Fla.)
	3 - Maddi Banks vs Northwestern (Feb 16, 2020 at Clearwater, Fla.)
Sac hits:	1 - Al Velazquez vs Northwestern (Feb 16, 2020 at Clearwater, Fla.)
Sac flies:	1 - Grayson Cruce at Coastal Carolina (Feb 07, 2020)
	1 - Mackenzie Lawter vs Northwestern (Feb 16, 2020 at Clearwater, Fla.)
Stolen bases:	2 - Kelsey Brown vs Campbell (Feb 08, 2020 at Conway, SC)
	2 - Kelsey Brown vs East Carolina (Feb 08, 2020 at Conway, SC)
Hit by pitch:	1 - (4 times)
Caught stealing:	1 - Kelsey Brown at Coastal Carolina (Feb 07, 2020)
	1 - Darby Trull vs Minnesota (Feb 15, 2020 at Clearwater, Fla.)
	1 - Jayme Bailey vs Northwestern (Feb 16, 2020 at Clearwater, Fla.)
Runners LOB:	3 - (5 times)
Fielding	
Putouts:	15 - Mackenzie Lawter vs Iowa (Feb 09, 2020 at Conway, S.C.)
Assists:	4 - Kelsey Bennett vs Campbell (Feb 08, 2020 at Conway, SC)
	4 - Kelsey Bennett vs Minnesota (Feb 15, 2020 at Clearwater, Fla.)
	4 - Maddi Banks vs Northwestern (Feb 16, 2020 at Clearwater, Fla.)
Errors:	2 - Maddi Banks vs Northwestern (Feb 16, 2020 at Clearwater, Fla.)
Passed balls:	1 - Mackenzie Lawter vs Oklahoma State (Feb 13, 2020 at Clearwater, Fla.)
Pitching	
Innings pitched:	7.1 - Keely Rochard vs Iowa (Feb 09, 2020 at Conway, S.C.)
Runs allowed:	10 - Keely Rochard vs Oklahoma State (Feb 13, 2020 at Clearwater, Fla.)
Earned runs:	8 - Keely Rochard vs Oklahoma State (Feb 13, 2020 at Clearwater, Fla.)
Walks allowed:	7 - Kaylee Hewitt vs Iowa (Feb 07, 2020 at Conway, SC)
Strikeouts:	15 - Keely Rochard vs Iowa (Feb 09, 2020 at Conway, S.C.)
Hits allowed:	10 - Keely Rochard vs Oklahoma State (Feb 13, 2020 at Clearwater, Fla.)
Doubles allowed:	2 - Keely Rochard vs Oklahoma State (Feb 13, 2020 at Clearwater, Fla.)
	2 - Keely Rochard vs Missouri (Feb 15, 2020 at Clearwater, Fla.)
Triples allowed:	2 - Keely Rochard vs South Carolina (Feb 14, 2020 at Clearwater, Fla.)
Homers allowed:	3 - Keely Rochard vs Oklahoma State (Feb 13, 2020 at Clearwater, Fla.)
Wild pitches:	4 - Kaylee Hewitt vs Oklahoma State (Feb 13, 2020 at Clearwater, Fla.)
Hit batters:	2 - Keely Rochard vs Oklahoma State (Feb 13, 2020 at Clearwater, Fla.)

OPPONENT TEAM/INDIVIDUAL HIGHS

OPPONENT TEAM GAME HIGHS

Batting	
At bats:	30 - vs Oklahoma State (Feb 13, 2020 at Clearwater, Fla.)
	30 - vs South Carolina (Feb 14, 2020 at Clearwater, Fla.)
Runs scored:	14 - vs Oklahoma State (Feb 13, 2020 at Clearwater, Fla.)
Hits:	12 - vs Oklahoma State (Feb 13, 2020 at Clearwater, Fla.)
RBI's:	10 - vs Oklahoma State (Feb 13, 2020 at Clearwater, Fla.)
Doubles:	2 - vs Oklahoma State (Feb 13, 2020 at Clearwater, Fla.)
	2 - vs Missouri (Feb 15, 2020 at Clearwater, Fla.)
Triples:	2 - vs South Carolina (Feb 14, 2020 at Clearwater, Fla.)
Home runs:	3 - vs Oklahoma State (Feb 13, 2020 at Clearwater, Fla.)
Total bases:	23 - vs Oklahoma State (Feb 13, 2020 at Clearwater, Fla.)
Walks:	10 - vs Northwestern (Feb 16, 2020 at Clearwater, Fla.)
Strikeouts:	15 - vs Iowa (Feb 09, 2020 at Conway, S.C.)
Sac hits:	2 - vs Minnesota (Feb 15, 2020 at Clearwater, Fla.)
Sac flies:	1 - vs Oklahoma State (Feb 13, 2020 at Clearwater, Fla.)
	1 - vs Northwestern (Feb 16, 2020 at Clearwater, Fla.)
Stolen bases:	2 - vs Iowa (Feb 09, 2020 at Conway, S.C.)
Hit by pitch:	3 - vs Oklahoma State (Feb 13, 2020 at Clearwater, Fla.)
Caught stealing:	3 - vs Iowa (Feb 07, 2020 at Conway, SC)
Runners LOB:	11 - vs Northwestern (Feb 16, 2020 at Clearwater, Fla.)
Hit into DP:	1 - vs Iowa (Feb 07, 2020 at Conway, SC)
	1 - vs Iowa (Feb 09, 2020 at Conway, S.C.)
	1 - vs Northwestern (Feb 16, 2020 at Clearwater, Fla.)
Fielding	
Putouts:	24 - vs Iowa (Feb 09, 2020 at Conway, S.C.)
	24 - vs Northwestern (Feb 16, 2020 at Clearwater, Fla.)
Assists:	13 - vs Missouri (Feb 15, 2020 at Clearwater, Fla.)
Errors:	3 - vs Missouri (Feb 15, 2020 at Clearwater, Fla.)
Passed balls:	3 - vs Minnesota (Feb 15, 2020 at Clearwater, Fla.)
DPs turned:	1 - vs Oklahoma State (Feb 13, 2020 at Clearwater, Fla.)
Pitching	
Innings pitched:	8.0 - vs Iowa (Feb 09, 2020 at Conway, S.C.)
	8.0 - vs Northwestern (Feb 16, 2020 at Clearwater, Fla.)
Runs allowed:	11 - at Coastal Carolina (Feb 07, 2020)
	11 - vs Campbell (Feb 08, 2020 at Conway, SC)
Earned runs:	9 - vs Campbell (Feb 08, 2020 at Conway, SC)
Walks allowed:	7 - vs Campbell (Feb 08, 2020 at Conway, SC)
Strikeouts:	11 - vs Minnesota (Feb 15, 2020 at Clearwater, Fla.)
	11 - vs Northwestern (Feb 16, 2020 at Clearwater, Fla.)
Hits allowed:	12 - at Coastal Carolina (Feb 07, 2020)
Doubles allowed:	3 - vs Iowa (Feb 07, 2020 at Conway, SC)
Triples allowed:	1 - vs South Carolina (Feb 14, 2020 at Clearwater, Fla.)
Homers allowed:	2 - (4 times)
Wild pitches:	3 - vs Campbell (Feb 08, 2020 at Conway, SC)
Hit batters:	2 - vs Northwestern (Feb 16, 2020 at Clearwater, Fla.)

OPPONENT INDIVIDUAL GAME HIGHS

Batting	
At bats:	5 - Pennington vs Oklahoma State (Feb 13, 2020 at Clearwater, Fla.)
	5 - Factor, C. vs Oklahoma State (Feb 13, 2020 at Clearwater, Fla.)
Runs scored:	3 - Naomi, K. vs Oklahoma State (Feb 13, 2020 at Clearwater, Fla.)
	3 - Lewis vs Northwestern (Feb 16, 2020 at Clearwater, Fla.)
Hits:	4 - Wilmes, B. vs Missouri (Feb 15, 2020 at Clearwater, Fla.)
RBI's:	4 - M. Boesel vs South Carolina (Feb 14, 2020 at Clearwater, Fla.)
Doubles:	1 - (9 times)
Triples:	2 - H. Simpson vs South Carolina (Feb 14, 2020 at Clearwater, Fla.)
Home runs:	1 - (9 times)
Total bases:	6 - H. Simpson vs South Carolina (Feb 14, 2020 at Clearwater, Fla.)
Walks:	3 - Newport vs Northwestern (Feb 16, 2020 at Clearwater, Fla.)
Strikeouts:	3 - (4 times)
Sac hits:	1 - (4 times)
Sac flies:	1 - Dominguez, R vs Oklahoma State (Feb 13, 2020 at Clearwater, Fla.)
	1 - Rudd vs Northwestern (Feb 16, 2020 at Clearwater, Fla.)
Stolen bases:	1 - (6 times)
Hit by pitch:	2 - Richbourg, M vs Oklahoma State (Feb 13, 2020 at Clearwater, Fla.)
Caught stealing:	1 - (5 times)
Runners LOB:	5 - Mayhew vs Iowa (Feb 07, 2020 at Conway, SC)
	5 - Factor, C. vs Oklahoma State (Feb 13, 2020 at Clearwater, Fla.)
Fielding	
Putouts:	12 - Rudd vs Northwestern (Feb 16, 2020 at Clearwater, Fla.)
Assists:	5 - Naomi, K. vs Oklahoma State (Feb 13, 2020 at Clearwater, Fla.)
Errors:	1 - (14 times)
Passed balls:	3 - Strelow vs Minnesota (Feb 15, 2020 at Clearwater, Fla.)
Pitching	
Innings pitched:	7.0 - Poepping vs East Carolina (Feb 08, 2020 at Conway, SC)
Runs allowed:	9 - Shaw vs Iowa (Feb 07, 2020 at Conway, SC)
Earned runs:	5 - Shaw vs Iowa (Feb 07, 2020 at Conway, SC)
	5 - BeasleyPolko at Coastal Carolina (Feb 07, 2020)
	5 - C. Drotar vs South Carolina (Feb 14, 2020 at Clearwater, Fla.)
Walks allowed:	5 - RICHARDS, M vs Campbell (Feb 08, 2020 at Conway, SC)
Strikeouts:	11 - Fiser vs Minnesota (Feb 15, 2020 at Clearwater, Fla.)
Hits allowed:	10 - Shaw vs Iowa (Feb 07, 2020 at Conway, SC)
Doubles allowed:	2 - Shaw vs Iowa (Feb 07, 2020 at Conway, SC)
	2 - C. Drotar vs South Carolina (Feb 14, 2020 at Clearwater, Fla.)
Triples allowed:	1 - C. Drotar vs South Carolina (Feb 14, 2020 at Clearwater, Fla.)
Homers allowed:	2 - Poepping vs East Carolina (Feb 08, 2020 at Conway, SC)
	2 - Fiser vs Minnesota (Feb 15, 2020 at Clearwater, Fla.)
Wild pitches:	3 - RICHARDS, M vs Campbell (Feb 08, 2020 at Conway, SC)
Hit batters:	1 - (4 times)



TEAM GAME-BY-GAME SITUATIONS (BATTING)

Date	Opponent	Total h/ab	vs Left	vs Right	With Runners	Bases Empty	Bases Loaded	With 2-outs	With RBI-op	Reach as Leadoff	3rd and LT 2out	LOB
Feb 07	vs Iowa	11-23	10-21	1-2	9-16	2-7	1-1	3-7	7-11	1-4	2-2	3
Feb 07	at Coastal Carolina	12-32	0-1	12-31	8-21	4-11	0-0	5-12	8-20	5-7	2-4	7
Feb 08	vs Campbell	11-27	0-0	11-27	7-18	4-9	1-2	2-7	5-8	4-6	4-4	6
Feb 08	vs East Carolina	9-31	0-0	9-31	2-14	7-17	0-0	3-10	1-12	3-7	0-1	6
Feb 09	vs Iowa	6-30	0-10	6-20	4-12	2-18	1-2	1-9	2-10	2-7	0-2	5
Feb 13	vs Oklahoma State	9-28	0-0	9-28	5-17	4-11	0-1	3-9	3-9	3-6	1-4	7
Feb 14	vs South Carolina	9-30	0-0	9-30	4-15	5-15	0-0	0-7	3-7	3-7	1-1	6
Feb 15	vs Missouri	8-31	6-20	2-11	5-13	3-18	0-0	2-10	4-8	2-7	1-1	4
Feb 15	vs Minnesota	8-26	0-0	8-26	3-18	5-8	0-3	0-5	2-11	5-6	0-2	8
Feb 16	vs Northwestern	6-26	5-14	1-12	4-16	2-10	1-1	2-9	3-11	3-7	1-3	6
Totals		89-284	21-66	68-218	51-160	38-124	4-10	21-85	38-107	31-64	12-24	58

TEAM GAME-BY-GAME SITUATIONS (PITCHING)

Date	Opponent	Score	Total h/ab	vs Left	vs Right	With Runners	Bases Empty	With 2-outs	Reach as Leadoff	Gnd Out	Fly Out	ERA
Feb 07	vs Iowa	9-1	3-15	0-5	3-10	1-10	2-5	0-5	4-5	6	2	1.40
Feb 07	at Coastal Carolina	11-2	8-29	1-6	7-23	4-13	4-16	1-8	2-7	6	5	1.75
Feb 08	vs Campbell	11-3	4-22	1-5	3-17	2-10	2-12	2-8	2-6	8	2	2.33
Feb 08	vs East Carolina	4-2	5-26	1-6	4-20	1-8	4-18	1-9	2-7	5	7	1.96
Feb 09	vs Iowa	3-4	6-27	2-11	4-16	3-11	3-16	0-6	3-7	3	3	1.95
Feb 13	vs Oklahoma State	6-14	12-30	3-8	9-22	7-19	5-11	2-9	4-6	1	5	3.47
Feb 14	vs South Carolina	8-6	7-30	3-8	4-22	4-13	3-17	3-10	2-7	3	9	3.55
Feb 15	vs Missouri	5-6	9-26	5-10	4-16	3-12	6-14	2-8	2-6	2	9	3.95
Feb 15	vs Minnesota	2-1	5-23	4-8	1-15	1-15	4-8	0-6	3-7	8	6	3.60
Feb 16	vs Northwestern	6-5	7-28	4-13	3-15	5-18	2-10	4-12	2-7	5	9	3.38
Totals		65-44	66-256	24-80	42-176	31-129	35-127	15-81	26-65	47	57	3.38

TEAM GAME-BY-GAME HITTING

Date	Opponent	ab	r	h	rbi	2b	3b	hr	tb	bb	ibb	sb	cs	hbp	sac	sf	qdp	k	po	a	e	lob	avg
Feb 07	vs Iowa	23	9	11	9	3	0	1	17	1	0	1	0	0	0	0	0	4	15	8	1	3	.478
Feb 07	at Coastal Carolina	32	11	12	11	2	0	1	17	5	0	8	1	1	0	1	0	5	21	5	0	7	.418
Feb 08	vs Campbell	27	11	11	11	1	0	2	18	7	0	3	0	1	0	0	0	3	18	8	0	9	.415
Feb 08	vs East Carolina	31	4	9	4	1	0	2	16	0	0	3	0	0	0	0	0	8	21	5	1	6	.381
Feb 09	vs Iowa	30	3	6	3	0	0	1	9	1	0	0	0	0	0	0	0	7	22	2	4	5	.343
Feb 13	vs Oklahoma State	28	6	9	4	0	0	1	12	3	0	0	0	0	0	0	1	4	18	1	3	7	.339
Feb 14	vs South Carolina	30	8	9	6	2	1	2	19	5	0	2	0	0	0	0	0	2	21	5	2	6	.333
Feb 15	vs Missouri	31	5	8	5	0	0	1	11	0	0	1	0	0	0	0	0	3	18	3	0	5	.323
Feb 15	vs Minnesota	26	2	8	2	1	0	2	15	2	0	0	1	0	0	0	0	11	21	9	0	8	.322
Feb 16	vs Northwestern	26	6	6	6	1	0	0	7	6	0	2	1	2	1	1	0	11	24	10	2	7	.313
Totals		284	65	89	61	11	1	13	141	30	0	20	3	4	1	2	1	58	199	56	13	63	.313

TEAM GAME-BY-GAME PITCHING

Date	Opponent	ip	h	r	er	bb	so	2b	3b	hr	wp	bk	hbp	dp	ibb	score	w-l	sv	era
Feb 07	vs Iowa	5.0	3	1	1	7	3	0	0	1	0	0	0	1	0	9-1	1-0	0	1.40
Feb 07	at Coastal Carolina	7.0	8	2	2	0	10	0	0	0	0	0	0	0	0	11-2	2-0	0	1.75
Feb 08	vs Campbell	6.0	4	3	3	3	8	1	0	0	0	0	0	0	0	11-3	3-0	0	2.33
Feb 08	vs East Carolina	7.0	5	2	1	1	9	1	0	1	0	0	0	0	0	4-2	4-0	0	1.96
Feb 09	vs Iowa	7.1	6	4	2	1	15	0	0	1	0	0	0	1	0	3-4	4-1	0	1.95
Feb 13	vs Oklahoma State	6.0	12	14	10	7	12	2	0	3	4	0	3	0	0	6-14	4-2	0	3.47
Feb 14	vs South Carolina	7.0	7	6	4	2	9	1	2	1	2	0	1	0	0	8-6	5-2	0	3.55
Feb 15	vs Missouri	6.0	9	6	6	3	6	2	0	2	1	0	0	0	0	5-6	5-3	0	3.95
Feb 15	vs Minnesota	7.0	5	1	1	3	6	1	0	0	1	0	0	0	0	2-1	6-3	1	3.60
Feb 16	vs Northwestern	8.0	7	5	2	10	6	1	0	0	1	0	0	1	0	6-5	7-3	1	3.38
Totals		66.1	66	44	32	37	84	9	2	9	9	0	4	3	0	65-44	7-3	1	3.38



OPPONENT GAME-BY-GAME BATTING

Date	Opponent	ab	r	h	rbi	2b	3b	hr	tb	bb	ibb	sb	cs	hbp	sac	sf	gdp	k	po	a	e	lob	avg
Feb 07	vs Iowa	15	1	3	1	0	0	1	6	7	0	0	3	0	0	0	1	3	12	4	2	6	.200
Feb 07	at Coastal Carolina	29	2	8	2	0	0	0	8	0	0	0	0	0	0	0	0	10	21	7	2	6	.250
Feb 08	vs Campbell	22	3	4	3	1	0	0	5	3	0	1	0	0	0	0	0	8	15	5	2	4	.227
Feb 08	vs East Carolina	26	2	5	1	1	0	1	9	1	0	1	0	0	1	0	0	9	21	8	1	5	.217
Feb 09	vs Iowa	27	4	6	3	0	0	1	9	1	0	2	0	0	1	0	0	15	24	8	0	4	.218
Feb 13	vs Oklahoma State	30	14	12	10	2	0	3	23	7	0	1	0	3	0	1	0	12	18	10	2	9	.255
Feb 14	vs South Carolina	30	6	7	6	1	2	1	15	2	0	0	0	1	0	0	0	9	21	4	1	6	.251
Feb 15	vs Missouri	26	6	9	5	2	0	2	17	3	0	0	1	0	0	0	0	6	21	13	3	5	.263
Feb 15	vs Minnesota	23	1	5	1	1	0	0	6	3	0	1	0	0	2	0	0	6	18	5	1	6	.259
Feb 16	vs Northwestern	28	5	7	3	1	0	0	8	10	0	0	1	0	0	1	0	6	24	5	0	11	.258
Totals		256	44	66	35	9	2	9	106	37	0	6	5	4	4	2	1	84	195	69	14	62	.258

OPPONENT GAME-BY-GAME PITCHING

Date	Opponent	ip	h	r	er	bb	so	2b	3b	hr	wp	bk	hbp	dp	ibb	score	w-l	sv	era
Feb 07	vs Iowa	4.0	11	9	5	1	4	3	0	1	0	0	0	0	0	1-9	0-1	0	8.75
Feb 07	at Coastal Carolina	7.0	12	11	7	5	5	2	0	1	2	0	1	0	0	2-11	0-2	0	7.64
Feb 08	vs Campbell	5.0	11	11	9	7	3	1	0	2	3	0	1	0	0	3-11	0-3	0	9.19
Feb 08	vs East Carolina	7.0	9	4	3	0	8	1	0	2	0	0	0	0	0	2-4	0-4	0	7.30
Feb 09	vs Iowa	8.0	6	3	3	1	7	0	0	1	2	0	0	0	0	4-3	1-4	0	6.10
Feb 13	vs Oklahoma State	6.0	9	6	4	3	4	0	0	1	1	0	0	1	0	14-6	2-4	1	5.86
Feb 14	vs South Carolina	7.0	9	8	6	5	2	2	1	2	1	0	0	0	0	6-8	2-5	1	5.89
Feb 15	vs Missouri	7.0	8	5	3	0	3	0	0	1	1	0	0	0	0	6-5	3-5	1	5.49
Feb 15	vs Minnesota	6.0	8	2	2	2	11	1	0	2	1	0	0	0	0	1-2	3-6	1	5.16
Feb 16	vs Northwestern	8.0	6	6	5	6	11	1	0	0	0	0	2	0	0	5-6	3-7	1	5.06
Totals		65.0	89	65	47	30	58	11	1	13	11	0	4	1	0	44-65	3-7	1	5.06

GAME-BY-GAME LEADERS

Opponent	Date	Hits	Runs	BB	RBI	HR	SB	Ks	IP
Iowa	2/7/20	2 - (3 players)	3 - Velazquez	1 - Velazquez	3 - (2 players)	1 - Bennett	1 - Velazquez	3 - Hewitt	5.0 - Hewitt
Coastal Carolina	2/7/20	3 - Brown	2 - (3 players)	1 - (5 players)	3 - Cruce	1 - Lattin	1 - (8 players)	10 - Rochard	7.0 - Rochard
Campbell	2/8/20	2 - (2 players)	3 - Brown	2 - Bennett	4 - As. Whitley	1 - (2 players)	2 - Brown	8 - Hewitt	6.0 - Hewitt
East Carolina	2/8/20	3 - (2 players)	1 - (4 players)	None	3 - Bailey	1 - (2 players)	2 - Brown	9 - Rochard	7.0 - Rochard
Iowa	2/9/20	1 - (6 players)	1 - (3 players)	1 - Brown	2 - Lattin	1 - Cruce	None	15 - Rochard	7.1 - Rochard
#16/16 Oklahoma St.	2/13/20	2 - Lawter	1 - (6 players)	2 - Bennett	3 - Lawter	1 - Lawter	None	11 - Rochard	5.1 - Rochard
#18/17 South Carolina	2/14/20	2 - (2 players)	2 - Brown	2 - Bennett	3 - Bennett	1 - (2 players)	1 - (2 players)	9 - Rochard	7.0 - Rochard
#19/18 Missouri	2/15/20	3 - Trull	2 - Trull	None	2 - (2 players)	1 - Chavez	1 - Brown	6 - Rochard	6.0 - Rochard
#14/13 Minnesota	2/15/20	2 - (2 players)	1 - (2 players)	1 - (2 players)	1 - (2 players)	1 - (2 players)	None	5 - Hewitt	6.0 - Hewitt
#21/23 Northwestern	2/16/20	2 - Bennett	1 - (6 players)	2 - (2 players)	2 - Brown	None	1 - (2 players)	4 - Rochard	4.1 - Rochard

GAME-BY-GAME STARTERS

Opponent	Date	P	C	1B	2B	3B	SS	LF	CF	RF	DP
Iowa	2/7/20	Hewitt	Lawter	Bailey	Lattin	Banks	Bennett	Brown	Trull	Velazquez	Rountree
Coastal Carolina	2/7/20	Rochard	Cruce	Bailey	Lattin	An. Whitley	Bennett	Brown	Trull	Velazquez	Slaw
Campbell	2/8/20	Hewitt	Lawter	Bailey	Lattin	Banks	Bennett	Brown	Trull	Velazquez	Chavez
East Carolina	2/8/20	Rochard	As. Whitley	Cruce	Lattin	Banks	Bennett	Bailey	Brown	Velazquez	Rountree
Iowa	2/9/20	Rochard	Lawter	Cruce	Lattin	Banks	Bennett	Brown	Trull	Bailey	Rountree
#16/16 Oklahoma St.	2/13/20	Rochard	Lawter	Bailey	Lattin	An. Whitley	Bennett	Brown	Trull	Velazquez	Chavez
#18/17 South Carolina	2/14/20	Rochard	Lawter	Bailey	Lattin	Bennett	Banks	Brown	Trull	Velazquez	Chavez
#19/18 Missouri	2/15/20	Rochard	Lawter	Bailey	Lattin	Bennett	Banks	Brown	Trull	Velazquez	Chavez
#14/13 Minnesota	2/15/20	Hewitt	As. Whitley	Bailey	Lattin	Bennett	Banks	Brown	Trull	Cruce	Chavez
#21/23 Northwestern	2/16/20	Hewitt	Lawter	Bailey	Lattin	Bennett	Banks	Brown	Trull	Cruce	Chavez





Pete D'AMOUR (Duh-more)

- Second season at Virginia Tech
- 2019 ACC Coach of the Year
- 4th as a head coach in Division I
- Led Kennesaw State to its first NCAA Regional appearance
- Went to five super regionals and three Women's CWS at Missouri

The D'Amour File

PERSONAL

BORN: Jan. 7, 1980
 HOMETOWN: Monrovia, Maryland
 FAMILY: Wife, Anna
 COACHING RECORD AT VIRGINIA TECH: 54-14 (1st year)
 CAREER HEAD COACHING RECORD: 133-51 (.723)

EDUCATION

Missouri - Bachelor's Degree in General Studies
 Missouri - Master's Degree in Sports Psychology
 JOINED TECH STAFF: May 31, 2018
 YEARS OF COLLEGIATE HEAD COACHING: 3
 YEARS OF COLLEGIATE COACHING: 13

COACHING HISTORY

2019- Virginia Tech (Head Coach)
 2017-18 Kennesaw State (Head Coach)
 2015-16 Missouri (Associate Head Coach)
 2009-14 Missouri (Assistant Coach)
 2007-08 Missouri (Volunteer Assistant Coach)

PLAYING HISTORY

Played SS and P in men's fastpitch for seven seasons
 MVP of the 2007 NSA World Series
 Played baseball at Texas A&M-Corpus Christi & Frostburg State

POSTSEASON EXPERIENCE

VT 2019 (Regional - Lexington, Ky.)
 KSU 2018 (Regional - Tallahassee, Fla.)
 2017 (NISC Semifinals - Lynchburg, Tenn.)
 Missouri 2016 (Supers - Ann Arbor, Mich.)
 2015 (Supers - Los Angeles, Calif.)
 2014 (Regional - Columbia, Mo.)
 2013 (Supers - Columbia, Mo.)
 2012 (Supers - Columbia, Mo.)
 2011 (WCWS - Oklahoma City, Okla.)
 2010 (WCWS - Oklahoma City, Okla.)
 2009 (WCWS - Oklahoma City, Okla.)

Guiding Virginia Tech to one of the biggest turnarounds in NCAA softball history, Pete D'Amour led the Hokies in his first year to a 24-game win improvement in 2019 after posting a 47-11 record, including a 20-4 mark in ACC play.

The 47 wins were the fourth most in school history while the 20 ACC wins were the most in program history. On Tech's way to 20 league wins, it earned an ACC regular-season title and a Coastal Division crown after being picked 10th in the ACC preseason poll. By doing so, it also earned the Hokies their first trip to the NCAA Tournament since 2015, winning two games at the Lexington Regional to pick up their first NCAA win since 2014.

No stranger to success, D'Amour, out of the new 11 Power Five head coaches in 2019, picked up the most wins of the group. The 2019 ACC Coach of the Year earned the nod to mark just Tech's second time winning it, while a school-record five Hokies made an All-ACC first team. Under D'Amour's direction, pitcher Carrie Eberle was named ACC Pitcher of the Year and third baseman Kelsey Bennett was tabbed Freshman of the Year.

He also tutored two Softball America All-Americans in outfielders Emma Strouth and Darby Trull, who both hit over .400 and tallied 60-plus putouts, as well as a school-record seven NFCA All-Region (Mid-Atlantic) selections and a school-record eight VaSID all-stars. D'Amour also was tabbed VaSID Coach of the Year.

Under his watch, Tech became ranked during the season, something that hadn't been done since 2015, and got up to as high as No. 19 in the ESPN.com/USA Softball poll and No. 22 in the USA Today/NFCA poll. The Hokies were ranked for 11 consecutive weeks in the ESPN.com/USA Softball poll, breaking the program record set in 2007 of 10 weeks, and picked up two ranked wins on the year, beating then-No. 8/8 Georgia and then-No. 20/17 JMU.

Tech took big strides at the plate in '19, resetting over 20 individual and team school records, including batting average (.334) and home runs (97), just to name a few. The Hokies led the ACC in batting average and home runs per game (1.67), while also getting it done in the circle with shutouts (22). D'Amour had the Hokies ready to play against in-state rival Virginia in the Commonwealth Clash presented by Virginia529, sweeping the Cavaliers 3-0 and not allowing a runner to touch third base or home plate in the series, a first in program history, for three shutout wins.

D'Amour joined the Hokies after two seasons as the head coach at Kennesaw State, where he led the Owls to a 79-37 record and two postseason appearances. Before taking over the Kennesaw State program in 2017, he earned a reputation as one of the nation's premier recruiters during his 10-year tenure as assistant coach at the University of Missouri, a perennial NCAA tournament participant.

D'Amour coached Kennesaw State to the 2018 Atlantic Sun Conference regular season and tournament championships en route to the program's first NCAA Regional appearance since transitioning to the Division I level in 2006, as the Owls finished the year with a 39-17 record. In his inaugural year as head coach at Kennesaw State in 2017, he guided the Owls to a 40-20 overall record and a berth in the National Invitational Softball Championship.


Kennesaw State went 39-17 and 14-3 in the ASUN in 2018 and earned a No. 3 seed in the Tallahassee Regional. D'Amour was named ASUN Coach of the Year and seven Owls earned ASUN all-conference accolades, including ASUN Pitcher of the Year Alley Cutting and ASUN Freshman of the Year Patricia Awald. Awald was one of 25 finalists up for NFCA National Freshman of the Year.

Prior to accepting the head coaching job at Kennesaw State, D'Amour spent a decade at Missouri as an assistant coach, serving as associate head coach for his final two seasons in 2015-16. During his tenure in Columbia, the Tigers qualified for the NCAA tournament in each of his 10 seasons on the staff, reaching five NCAA super regionals and earning three consecutive trips to the Women's College World Series from 2009-11.

RECORD vs. OPPONENTS

Akron	1-0
Auburn	0-3
Austin Peay	0-1
Belmont	3-0
Bethune-Cookman	1-0
Binghamton	2-0
Boston College	3-0
Bucknell	2-0
Campbell	1-0
Central Michigan	1-0
Charleston Southern	2-0
Charlotte	2-0
Coastal Carolina	1-0
College of Charleston	1-0
Dartmouth	2-0
DePaul	0-2
Detroit Mercy	3-0
Duke	3-0
East Carolina	1-0
East Tennessee State	2-0
Eastern Illinois	1-1
Florida Gulf Coast	4-3
Florida A&M	1-0
Fort Wayne	2-0
Georgia	1-2
Georgia State	7-1
Georgia Tech	3-3
Hofstra	0-1
Illinois	3-1
Iowa	1-1
IUPUI	1-0
Jacksonville	5-2
Jacksonville State	1-2
JMU	1-1
Kentucky	0-2
Lamar	0-1
Liberty	1-2
Lipscomb	6-0
LIU Brooklyn	1-0
Longwood	2-0
Louisville	2-1
Marist	2-0
Michigan State	2-0
Minnesota	1-0
Missouri	0-1
Morehead State	2-1
NC State	4-2
North Carolina	1-2
Northwestern	1-0
Oklahoma State	0-1
Omaha-Nebraska	1-0
Niagara	1-0
North Florida	5-2
Northern Iowa	0-1
Pitt	3-0
Purdue	2-0
Quinnipiac	0-1
Radford	4-1
Rutgers	0-2
Samford	1-0
South Carolina	1-0
South Carolina State	1-0
Southeast Missouri State	1-0
St. Louis	1-0
Stetson	5-1
Tennessee Tech	1-0
Texas State	1-1
UAB	5-0
UConn	2-0
UNC Greensboro	0-1
USC Upstate	5-3
USF	0-1
Virginia	3-0
Weber State	1-0
Wichita State	1-0
WKU	1-0





JAYME BAILEY (JAY-me)

Sophomore | 5-5
U | R/R

Hurricane HS
Scott Depot, W.Va.

Major: Public Health

2

Preseason All-ACC

JWOS Preseason Top 150 Player (No. 84)

VaSID Second-Team All-State

JWOS All-Freshman Team

Second-Team NFCA All-Region (Mid-Atlantic)

Schutt Sports/NFCA National Freshman of the Year Top 25

First-Team All-ACC

ACC All-Freshmen Team

2018-19 ACC Academic Honor Roll

AT THE PLATE

- Has started all 10 games, with eight coming at first base and the other two in left and right field.
- Had an RBI vs. No. 19/18 Missouri (2/15).
- Went off versus East Carolina (2/8), going 3 for 3 with three RBIs, one home run and a double.
- Played in 55 games and started at first base in 49 of those games and four games at second base.
- Finished with the second-best on-base percentage (.497) and fourth-best batting average (.380) in school history, while her batting average was the highest ever by a freshman.

SEASON HIGHS

Hits	3 vs. East Carolina (2/8/20)
Runs	2 vs. Iowa (2/7/20)
RBIs	3 vs. East Carolina (2/8/20)
HRs	1 vs. East Carolina (2/8/20)
Walks	1, 3x, last vs. No. 21 Northwestern (2/16/20)
Stolen Bases	
Hitting Streak	6 games (2/7/20 - 2/13/20)

CAREER HIGHS

Hits	3, 2x, last vs. East Carolina (2/8/20)
Runs	3, 3x, last vs. Virginia [1] (4/12/19)
RBIs	3 vs. East Carolina (2/8/20)
HRs	1, 7x, last vs. East Carolina (2/8/20)
Walks	2, 4x, last vs. Virginia [1] (4/12/19)
Stolen Bases	1 vs. No. 20/17 JMU [2] (4/10/19)
Hitting Streak	11 games (3/10/19 - 3/27/19)

GAME-BY-GAME STATS

Date	Opponent	Pos	AB	R	H	RBI	2B	3B	HR	BB	SO	CS	HBP	SAC	SF	GDP	K	PO	A	E	Avg	
Feb 07	vs Iowa	*1b	3	2	1	1	0	0	0	0	0	0	0	1	0	0	0	1	3	0	0	.333
Feb 07	at Coastal Carolina	*1b	2	1	1	1	0	0	0	0	0	0	0	0	0	0	0	0	4	1	0	.400
Feb 08	vs Campbell	*1b	3	0	1	1	0	0	0	0	0	0	0	1	0	0	0	0	8	0	0	.375
Feb 08	vs East Carolina	*of	3	1	3	3	1	0	1	0	0	0	0	0	0	0	0	0	0	0	0	.545
Feb 09	vs Iowa	*of	4	0	1	0	0	0	0	0	0	0	0	0	0	0	0	0	0	0	0	.467
Feb 13	vs Oklahoma State	*1b	4	1	1	0	0	0	0	0	0	0	0	0	0	0	0	1	1	0	0	.421
Feb 14	vs South Carolina	*1b	3	0	0	0	0	0	0	1	0	0	0	0	0	0	0	1	3	0	0	.364
Feb 15	vs Missouri	*1b	4	0	1	1	0	0	0	0	0	0	0	0	0	0	0	2	0	0	0	.349
Feb 15	vs Minnesota	*1b	3	0	1	0	0	0	0	0	0	0	0	0	0	0	0	1	8	1	0	.345
Feb 16	vs Northwestern	*1b	2	1	1	0	0	0	0	0	0	0	0	1	0	0	0	0	0	6	0	.355
Totals			10gs	31	6	11	7	2	0	1	3	0	1	3	0	0	1	4	34	2	0	.355



KEELY ROCHARD (KEY-lee row-SHARD)

Junior | 5-8
P | R/R

Warhill HS
Williamsburg, Va.

Major: Sociology

3

Preseason All-ACC

JWOS Preseason Top 150 Player (No. 116)

Fastpitch News All-America Honorable Mention

First-Team NFCA All-Region (Mid-Atlantic)

First-Team All-ACC

2x NFCA DI National Pitcher of the Week

2x Fastpitch News DI Pitcher of the Week

USA Softball Collegiate Player of the Week (4/16/19)

ACC Pitcher of the Week (4/16/19)

ACC Co-Pitcher of the Week (2/12/19) & (2/19/19)

IN THE CIRCLE

- Has appeared in eight games, starting six.
- Averaging over 10 strikeouts per game.
- Pitched a complete game in the 8-6 win over No. 18/17 South Carolina with nine strikeouts
- Posted a career-high 15 Ks and allowed just one walk and two earned runs versus Iowa (2/9) in her most recent outing.
- Played in 32 games in 2019, starting 26 of those in the circle.
- Set the school record for winning percentage with a .880 clip, going 22-3, while her 11 shutouts were tied for the most by a sophomore in program history.
- Perfect game against No. 20/17 JMU (4/10), becoming the first Hokie to do it versus a ranked opponent.
- Lasted 44 innings to start the year without giving up an extra-base hit, allowing a double to Radford (2/27).
- Threw two no-hitters in consecutive days on Feb. 16-17, becoming only the third player in school history to do it.

SEASON HIGHS

Innings (High)	7.1 vs. Iowa (2/9/20)
Strikeouts (High)	15 vs. Iowa (2/9/20)
Hits (Low) (Min. 5 IP)	5 vs. East Carolina (2/8/20)
Runs (Low) (Min. 5 IP)	2, 2x, last vs. East Carolina (2/8/20)
Earned Runs (Low) (Min. 5 IP)	1 vs. East Carolina (2/8/20)
Walks (Low) (Min. 5 IP)	0 at Coastal Carolina (2/7/20)
Number of Pitches (High)	150 vs. No. 18 South Carolina (2/14/20)

CAREER HIGHS

Innings	7.1 vs. Iowa (2/9/20)
Strikeouts	15 vs. Iowa (2/9/20)
Hits (Low) (Min. 5 IP)	0, 4x, last vs. No. 20/17 JMU (4/10/19)
Runs (Low) (Min. 5 IP)	0, 12x, last vs. UNC [1] (4/21/19)
Earned Runs (Low) (Min. 5 IP)	0, 13x, last vs. UNC [1] (4/21/19)
Walks (Low) (Min. 5 IP)	0, 9x, last vs. Coastal Carolina (2/7/20)
Most Number of Pitches	150 vs. No. 18 South Carolina (2/14/20)

GAME-BY-GAME STATS

Date	Opponent	GS	IP	H	R	ER	BB	SO	2B	3B	HR	WP	BK	HBP	IBB	Score	W-L	Sv	ERA	NP	
Feb 07	at Coastal Carolina	+	7.0	8	2	2	0	10	0	0	0	0	0	0	0	11-2	1-0	0	2.00	85	
Feb 08	vs East Carolina	+	7.0	5	2	1	1	9	1	0	1	0	0	0	0	4-2	2-0	0	1.50	97	
Feb 09	vs Iowa	+	7.1	6	4	2	1	15	0	0	1	0	0	0	0	3-4	2-1	0	1.64	103	
Feb 13	vs Oklahoma State	+	5.1	10	10	8	4	11	2	0	3	0	0	0	0	6-14	2-2	0	3.41	141	
Feb 14	vs South Carolina	+	7.0	7	6	4	2	9	1	2	1	2	0	1	0	8-6	3-2	0	3.53	150	
Feb 15	vs Missouri	+	8.0	9	8	6	3	6	2	0	2	1	0	0	0	5-6	3-3	0	4.06	122	
Feb 15	vs Minnesota	+	1.0	0	0	0	0	1	0	0	0	0	0	0	0	2-1	3-3	1	3.96	9	
Feb 16	vs Northwestern	+	4.1	3	1	1	4	4	0	0	0	0	0	0	0	6-5	4-3	1	3.73	82	
Totals			6	45.0	48	31	24	15	65	6	2	8	3	0	3	0	45-40	4-3	1	3.73	-





DARBY TRULL

Junior | 5-3
OF | L/L

Nation Ford HS
Fort Mill, S.C.

Major: Consumer Studies

4

Preseason All-ACC

JWOS Preseason Top 150 Player (No. 88)

Softball America Top 100 Player (No. 79)

VaSID First-Team All-State

Softball America Honorable Mention All-America

First-Team NFCA All-Region (Mid-Atlantic)

College Sports Madness ACC Player of the Week (2/18/19)

2018-19 ACC Academic Honor Roll

AT THE PLATE

- Has started and played in nine games.
 - Went 3 for 4 with two RBIs and two runs scored vs. No. 19/18 Missouri (2/15).
 - Had two RBIs and a double vs. #18/17 South Carolina (2/14).
 - Went 2 for 4 with a run scored and stolen base at Coastal Carolina (2/7).
 - Hit a double versus Iowa (2/7) in the season opener.
- Played in 55 games, drawing 54 starts in center field.
- Posted the second-best batting average (.406) in school history and the highest ever by a sophomore, while her slugging percentage (.642) ranks fourth all-time at Tech.
 - Racked up five hits, including three doubles, at the Lexington Regional (5/17-19), and made four putouts vs. Illinois (5/18).

SEASON HIGHS


Hits 3 vs. No. 19 Missouri (2/15/20)
 Runs 2 vs. No. 19 Missouri (2/15/20)
 RBIs 2, 2x, last vs. No. 19 Missouri (2/15/20)
 HRs
 Walks 1 vs. No. 14 Minnesota (2/15/20)
 Stolen Bases 1 at Coastal Carolina (2/7/20)
 Hitting Streak 4 games, 2x, last (2/14/20 - 2/16/20)

CAREER HIGHS

Hits 4, 2x, last at No. 8 Georgia (3/1/19)
 Runs 3 vs. UAB (3/2/19)
 RBIs 3, 5x, last at Charlotte (4/17/19)
 HRs 1, 7x, last vs. North Carolina (4/21/19)
 Walks 3 vs. Lamar (2/8/18)
 Stolen Bases 1, 7x, last at Coastal Carolina (2/7/20)
 Hitting Streak 9 games (2/9/10 - 2/23/19)

GAME-BY-GAME STATS

Date	Opponent	Pos	AB	R	H	RBI	2B	3B	HR	BB	SB	CS	HBP	SAC	SF	GDP	K	PO	A	E	Avg
Feb 07	vs Iowa	*of	2	0	1	0	1	0	0	0	0	0	0	0	0	0	1	0	0	0	.500
Feb 07	at Coastal Carolina	*of	4	1	2	0	0	0	0	0	0	0	0	0	0	0	0	2	0	0	.444
Feb 08	vs Campbell	*of	3	0	1	0	0	0	0	0	0	0	0	0	0	0	0	1	0	0	.417
Feb 09	vs Iowa	*of	3	1	1	0	0	0	0	0	0	0	0	0	0	0	0	1	0	0	.333
Feb 13	vs Oklahoma State	*of	3	1	0	0	0	0	0	0	0	0	0	0	0	0	2	1	0	1	.316
Feb 14	vs South Carolina	*of	4	1	1	2	1	0	0	0	0	0	0	0	0	0	0	3	0	0	.391
Feb 15	vs Missouri	*of	4	2	3	2	0	0	0	0	0	0	0	0	0	0	0	1	0	0	.440
Feb 15	vs Minnesota	*of	2	0	2	0	0	0	0	1	0	0	0	0	0	0	0	3	0	0	.414
Feb 16	vs Northwestern	*of	4	0	1	1	0	0	0	0	0	0	0	0	0	0	2	2	1	0	.414
Totals		9gs	29	6	12	5	2	0	0	1	1	1	0	0	0	0	6	13	1	1	.414



KEARA NAPOLI (KEER-UH)

Junior | 5-6
P | R/R

Cambridge HS / Georgia
Alpharetta, Ga.

Masters: Marketing

7

2018-19 ACC Academic Honor Roll
2017-18 SEC Academic Honor Roll

IN THE CIRCLE

- Has yet to see action.
- Pitched in four games in 2019.
- Came in the final inning versus Binghamton (3/19), allowing two hits and earning her first strikeout of the season to pre-serve the shutout win.
- Pitched in one inning against UAB (3/2).
- Came in the final inning at Radford (2/27), getting three outs and allowing only one hit to preserve the shutout.
- Debut as a Hokie came in the seventh inning vs. Purdue (2/9).
- Pitched in 8.1 innings in Athens, fanning three batters and only allowing two earned runs.
- Led Cambridge High School to a 102-19 record with a career 1.04 ERA and 908 strikeouts.
- Guided the Bears to a GHSA state championship in 2016. Georgia's Gatorade Player of the Year.
- Won the Atlanta Journal Constitution (AJC) Player of the Year.
- Played on the 2016 USA Elite Select All-America Team.
- Played travel ball with the Ohana Tigers and Atlanta Vipers.
- Father, Joseph, was a body builder.
- Mother, Kerrie, competes in CrossFit Games and is currently ranked No. 43 in the world.

SEASON HIGHS

Innings (High)
 Strikeouts (High)
 Hits (Low) (Min. 1 IP)
 Runs (Low) (Min. 1 IP)
 Earned Runs (Low) (Min. 1 IP)
 Walks (Low) (Min. 1 IP)
 Number of Pitches (High):

CAREER HIGHS

Innings (High) 2.0 at Kentucky (4/21/18)
 Strikeouts (High) 2 vs. Alabama (4/29/18)
 Hits (Low) (Min. 1 IP) 0 at USC Upstate (4/18/18)
 Runs (Low) (Min. 1 IP) 0, 6x, last vs. Binghamton [1] (3/19/19)
 Earned Runs (Low) (Min. 1 IP) 0, 6x, last vs. BING [1] (3/19/19)
 Walks (Low) (Min. 1 IP) 0, 6x, last vs. Binghamton [1] (3/19/19)
 Number of Pitches (High): 27 at Northwestern (5/19/18)

GAME-BY-GAME STATS





KELSEY BENNETT

Sophomore | 5-5
IF | R/R

Buford HS
Jefferson, Ga.

Major: Public Relations

8

Preseason All-ACC

JWOS Preseason Top 150 Player (No. 91)

Softball America Preseason Top 100 Player (No. 51)

Softball America Preseason Top 5 ACC Player Power Rankings (No. 4)

VaSID Rookie of the Year

VaSID First-Team All-State

JWOS All-Freshman Team

Schutt Sports/NFCA National Freshman of the Year Top 10

ACC Freshman of the Year

First-Team All-ACC

ACC All-Freshman Team

2x ACC Co-Player of the Week (3/5/19) & (4/2/19)

AT THE PLATE

- Has started all 10 games, six at shortstop and four at third base.
- Had an RBI ground-rule double vs. No. 21/23 Northwestern (2/16).
- Went 2 for 2 with a home run, three RBIs and two walks vs. No. 18/17 South Carolina (2/14).
- Got on base four times vs. Campbell (2/8), owning two singles and two walks to go along with two RBIs and a run scored.
- Started the season off with a bang, recording a home run and double with three RBIs versus Iowa (2/7) in the season opener.
- Started all 58 games at third base and was one of only three Power Five third basemen to start every game at third.
- Broke the school record for slugging percentage (.725) and was the second Hokie to be named ACC Freshman of the Year.
- Also set the freshman program record for home runs (14), slugging percentage (.725) and total bases (116).

SEASON HIGHS


Hits 2, 4x, last vs. No. 21 Northwestern (2/16/20)
Runs 1, 5x, last vs. No. 21 Northwestern (2/16/20)
RBIs 3, 2x, last vs. No. 18 South Carolina (2/14/20)
HRs 1, 2x, last vs. No. 18 South Carolina (2/14/20)
Walks 2, 3x, last vs. No. 18 South Carolina (2/14/20)
Stolen Bases
Hitting Streak 3 games (2/13/20-2/15/20)

CAREER HIGHS

Hits 3, 2x, last vs. [RV] Texas State (2/23/19)
Runs 3, 2x, last at Pitt [1] (3/23/19)
RBIs 4, 2x, last vs. Louisville (3/30/19)
HRs 2 vs. [RV] Texas State (2/23/19)
Walks 3 at Pitt (3/23/19)
Stolen Bases 1 vs. Purdue (2/10/19)
Hitting Streak 8 games (3/20/19 - 3/31/19)

GAME-BY-GAME STATS

Date	Opponent	Pos	AB	R	H	RBI	2B	3B	HR	BB	SB	CS	HBP	SAC	SF	GDP	K	PO	A	E	Avg
Feb 07	vs Iowa	*ss	3	1	2	3	1	0	1	0	0	0	0	0	0	0	0	5	1	1	.667
Feb 07	at Coastal Carolina	*ss	3	0	0	0	0	0	0	0	1	0	0	0	0	0	0	2	1	2	.333
Feb 08	vs Campbell	*ss	2	1	2	2	0	0	0	0	0	0	0	0	0	0	0	0	4	0	.500
Feb 08	vs East Carolina	*ss	3	0	0	0	0	0	0	0	0	0	0	0	0	0	0	2	1	0	.333
Feb 09	vs Iowa	*ss	3	0	0	0	0	0	0	0	0	0	0	0	0	0	1	1	0	1	.286
Feb 13	vs Oklahoma State	*ss/3b	1	1	1	0	0	0	2	0	0	0	0	0	0	0	0	0	0	0	.333
Feb 14	vs South Carolina	*3b	2	1	2	3	0	0	1	2	0	0	0	0	0	0	0	2	1	1	.412
Feb 15	vs Missouri	*3b	5	0	1	0	0	0	0	0	0	0	0	0	0	0	0	0	1	0	.400
Feb 15	vs Minnesota	*3b	3	0	0	0	0	0	0	0	0	0	0	0	0	0	3	1	4	0	.348
Feb 15	vs Minnesota	*3b	3	1	2	1	1	0	1	0	0	0	0	0	0	0	0	2	1	0	.389
Feb 15	vs Northwestern	*3b	3	1	2	1	1	0	1	0	0	0	0	0	0	0	0	0	0	0	.200
Totals			10gs	26	5	10	9	2	0	2	8	0	0	0	0	0	0	6	14	14	.385



AL VELAZQUEZ (Vuh-LAZ-kez)

Junior | 5-5
OF | L/L

Chanhassen HS / Minnesota
Aurora, Colo.

Major: Criminology/Sociology

9

AT THE PLATE

- Has played in nine games, starting seven of them in right field.
- Had a hit vs. No. 18/17 South Carolina (2/14) and No. 16/16 Oklahoma State (2/13).
- Got one hit, a walk and scored at least two runs the first three games of the season.
- In the season opener versus Iowa (2/7), tallied three runs, three RBIs and a double.
- Started 56 games on the season in 2019, drawing 55 in right field.
- Finished tied for first in the Tech record book for the most runs scored in a season (50), which is the most by a sophomore in school history and finished tied for the school lead for doubles (14) by a sophomore.
- Went off at the Lexington Regional (5/17-19), racking up a team-high six hits and getting at least one 2B in every game.

SEASON HIGHS

Hits 1, 5x, last vs. No. 18 South Carolina (2/14/20)
Runs 3 vs. Iowa (2/7/20)
RBIs 3 vs. Iowa (2/7/20)
HRs
Walks 1, 3x, last vs. Campbell (2/8/20)
Stolen Bases 1, 2x, last at Coastal Carolina (2/8/20)
Hitting Streak 3 games (2/7/20 - 2/8/20)

CAREER HIGHS

Hits 3 at College of Charleston (2/9/19)
Runs 3, 3x, last vs. Iowa (2/7/20)
RBIs 4 at Georgia Tech (3/10/19)
HRs 1, 3x, last vs. Louisville (3/31/19)
Walks 3 at Boston College (4/26/19)
Stolen Bases 1, 8x, last at Coastal Carolina (2/8/20)
Hitting Streak 9 games (2/24/19 - 3/10/19)

GAME-BY-GAME STATS

Date	Opponent	Pos	AB	R	H	RBI	2B	3B	HR	BB	SB	CS	HBP	SAC	SF	GDP	K	PO	A	E	Avg
Feb 07	vs Iowa	*of	2	3	1	3	1	0	0	1	1	0	0	0	0	0	0	0	0	0	.500
Feb 07	at Coastal Carolina	*of	4	2	1	2	0	0	0	1	1	0	0	0	0	0	0	0	1	0	.333
Feb 08	vs Campbell	*of	3	2	1	1	1	0	0	1	0	0	0	0	0	0	0	0	2	0	.333
Feb 08	vs East Carolina	*of	4	0	0	0	0	0	0	0	0	0	0	0	0	0	0	2	1	0	.251
Feb 13	vs Oklahoma State	*of	4	0	1	0	0	0	0	0	0	0	0	0	0	0	0	1	1	0	.235
Feb 14	vs South Carolina	*of	4	0	1	0	0	0	0	0	0	0	0	0	0	0	0	0	1	0	.238
Feb 15	vs Missouri	*of	3	0	0	0	0	0	0	0	0	0	0	0	0	0	0	1	2	0	.208
Feb 15	vs Minnesota	*of	1	0	0	0	0	0	0	0	0	0	0	0	0	0	0	1	0	0	.200
Feb 16	vs Northwestern	*of	0	0	0	0	0	0	0	0	0	0	0	0	1	0	0	0	0	0	.200
Totals			7gs	25	7	5	6	2	0	3	2	0	0	1	0	0	5	8	0	0	.200





OLIVIA LATTIN

Redshirt Senior | 5-6
IF | R/R

Kingston HS
Kingston, N.Y.

Major: Finance/Management

10

AT THE PLATE

- Has started all 10 games at second base.
- Hit a home run vs. No. 14/13 Minnesota (2/15).
- Posted a two-run single versus Iowa (2/9).
- Hit her first bomb at Coastal Carolina (2/7) and had a single, walk and stolen base.
- Registered two runs, two hits and one RBI along with a home run versus Purdue (2/9) in 2019 before being injured in a collision at first base.
- Finished with a hit and a run versus Central Michigan (2/8).
- Scored two runs, three hits and finished with one RBI in the victory over [RV] Wichita State (2/8).
- Started and played in every game at second base in 2018.
- Posted 11 doubles and six home runs for the second consecutive season. Ranked second on the team with 114 assists.
- Led the team with 69 total bases, 19 RBI and tied for the team lead with 11 doubles.

SEASON HIGHS

Hits	2 at Coastal Carolina (2/7/20)
Runs	2 at Coastal Carolina (2/7/20)
RBI	2 vs. Iowa (2/9/20)
HRs	1, 2x, last vs. No. 14 Minnesota (2/15/20)
Walks	1, 2x, last vs. Campbell (2/8/20)
Stolen Bases	1 at Coastal Carolina (2/7/20)
Hitting Streak	2 games (2/8/20 - 2/9/20)

CAREER HIGHS

Hits	3, 6x, last vs. [RV] Wichita State (2/8/19)
Runs	3 vs. Pitt (3/12/16)
RBI	5 vs. Hampton (4/3/16)
HRs	2 vs. Western Carolina (4/19/16)
Walks	3, 2x, last vs. Louisville 4/14/17)
Stolen Bases	2 vs. Coppin State (2/25/17)
Hitting Streak	7 games (2/26/17 - 3/10/17)

GAME-BY-GAME STATS

Date	Opponent	Pos	AB	R	H	RBI	2B	3B	HR	BB	SB	CS	HBP	SAC	SF	GDP	K	PO	A	E	Avg
Feb 07	vs Iowa	*2b	3	0	0	0	0	0	0	0	0	0	0	0	0	0	0	1	3	0	.000
Feb 07	at Coastal Carolina	*2b	3	2	2	1	0	0	1	1	0	0	0	0	0	0	1	1	0	0	.333
Feb 08	vs Campbell	*2b	3	0	0	0	0	0	0	1	0	0	0	0	0	0	0	1	0	1	.222
Feb 08	vs East Carolina	*2b	3	0	1	0	0	0	0	0	0	0	0	0	0	0	0	0	3	2	.250
Feb 09	vs Iowa	*2b	4	0	1	2	0	0	0	0	0	0	0	0	0	0	0	0	2	0	.250
Feb 13	vs Oklahoma State	*2b	3	1	0	0	0	0	0	0	0	0	0	0	0	0	0	2	0	0	.211
Feb 14	vs South Carolina	*2b	4	0	0	0	0	0	0	0	0	0	0	0	0	0	0	0	2	1	.174
Feb 15	vs Missouri	*2b	3	1	0	0	0	0	0	0	0	0	0	0	0	0	0	0	1	1	.154
Feb 15	vs Minnesota	*2b	3	1	1	1	0	0	1	0	0	0	0	0	0	0	0	0	3	0	.172
Feb 16	vs Northwestern	*2b	2	1	0	0	0	0	0	2	0	0	0	0	0	0	1	3	1	0	.181
Totals		10gs	31	6	5	4	0	0	2	4	1	0	0	0	0	0	3	18	10	2	.161



CANA DAVIS

Junior | 5-9
OF | R/R

Turner Ashby HS
Harrisonburg, Va.

Major: Multimedia Journalism

11

AT THE PLATE

- Has not seen action.
- Played in 25 games in 2019, starting 13 of them with five in the outfield and eight as the designated player.
- Hit the first home run of her career at Boston College (4/28), a three-run shot to center, following her double to right center.
- Pinch hit and ripped a double versus Radford (3/27).
- Tallied one hit and scored one run at Pitt (3/23).
- Was hit by a pitch and scored a run versus Binghamton (3/19).
- Earned a walk in the second matchup with UAB (3/3).
- Recorded an RBI double at No. 8 Georgia (3/1).
- Owned one hit at USF (2/22) and vs. [RV] Texas State (2/23).
- Posted one run and one hit vs. [RV] Wichita State (2/8).
- Registered 25 starts in 34 games played in 2018.
- Ranked second on the team with a .250 batting average in ACC play.

SEASON HIGHS

Hits	
Runs	
RBI	
HRs	
Walks	
Stolen Bases	
Hitting Streak	

CAREER HIGHS

Hits	2, 6x, last at Boston College (4/28/19)
Runs	1, 13x, last at Boston College (4/28/19)
RBI	3 at Boston College (4/28/19)
HRs	1 at Boston College (4/28/19)
Walks	2 vs. Florida A&M (2/9/18)
Stolen Bases	
Hitting Streak	4 games, 2x, last (2/8/19 - 2/23/19)

GAME-BY-GAME STATS





ASHLEY WHITLEY

Freshman | 6-1
OF | R/R

Marion County HS
Buena Vista, Ga.

Major: Human Nutrition, Foods
and Exercise

12



KATE KOBAYASHI (Kob-ugh-YASH-ee)

Freshman | 5-5
OF | R/R

Park Hill South HS
Kansas City, Mo.

Major: Marketing

13

AT THE PLATE

- Has played in nine games, drawing two starts at catcher.
- Hit her first career double vs. No. 14/13 Minnesota (2/15).
- Racked up four RBIs and hit a home run vs. Campbell (2/8).
- Tallied her first run scored and stolen base against Coastal Carolina (2/7).
- Four-year letterwinner.
- Coached by Jon Dimitri at Marion County High School.
- Played travel ball for the Firecrackers.
- First-team all-region four times.
- All-Bi-City.
- Senior All-Star Team member.
- Offensive Player of the Year.
- Led the Eagles to consecutive Elite Eight appearances and regional championships.
- Also played basketball and track and field.
- Guided the Eagles to the girls' basketball state championship.
- Runner-up finish at the state meet in the discus event.
- Placed fifth in the high jump at the state meet.
- Chose the Hokies over Georgia and Kennesaw State.
- Hopes to be a college softball coach.

SEASON/CAREER HIGHS

Hits 2 vs. Campbell (2/8/20)
 Runs 2 vs. Campbell (2/8/20)
 RBIs 4 vs. Campbell (2/8/20)
 HRs 1 vs. Campbell (2/8/20)
 Walks
 Stolen Bases 1, 2x, last vs. Campbell (2/8/20)
 Hitting Streak

GAME-BY-GAME STATS

Date	Opponent	Pos	AB	R	H	RBI	2B	3B	HR	BB	SB	CS	HBP	SAC	SF	GDP	K	PO	A	E	Avg	
Feb 07	vs Iowa	pr	0	0	0	0	0	0	0	0	0	0	0	0	0	0	0	0	0	0	0	.000
Feb 07	at Coastal Carolina	pr	0	1	0	0	0	0	0	0	1	0	0	0	0	0	0	0	0	0	0	0.000
Feb 08	vs Campbell	pr/dh	2	2	2	4	0	0	1	0	0	0	0	0	0	0	0	0	0	0	0	1.000
Feb 08	vs East Carolina	c	2	0	0	0	0	0	0	0	0	0	0	0	0	0	2	9	0	0	0	.500
Feb 13	vs Oklahoma State	pr	0	0	0	0	0	0	0	0	0	0	0	0	0	0	0	0	0	0	0	.500
Feb 14	vs South Carolina	pr	0	1	0	0	0	0	0	0	0	0	0	0	0	0	0	0	0	0	0	.500
Feb 15	vs Missouri	pr	0	0	0	0	0	0	0	0	0	0	0	0	0	0	0	0	0	0	0	.500
Feb 15	vs Minnesota	c	3	0	1	0	0	0	0	0	0	0	0	0	0	0	2	5	1	0	0	.429
Feb 16	vs Northwestern	ph	1	0	0	0	0	0	0	0	0	0	0	0	0	0	1	0	0	0	0	.375
Totals			2gs	8	4	3	4	1	0	1	0	2	0	0	0	0	5	14	1	0	0	.375

AT THE PLATE

- Has played in seven games.
- Scored a run vs. No. 21/23 Northwestern (2/16).
- Posted a single versus East Carolina (2/8).
- Turned in the first RBI and hit of her career against Campbell (2/8).
- In her first game at Tech, stole a base and scored a run at Coastal Carolina (2/7).
- Four-year letterwinner.
- Coached by Joshua Walker at Park Hill South.
- Played travel ball for the DeMarini Aces and was coached by Ryan Taylor.
- Four-time all-conference and all-district picks.
- Three-time first-team all-region.
- Second-team all-state.
- Two-time captain.
- Owns four school records, including career singles (120), hits (162), stolen bases (87) and the single-season stolen base mark (28).
- Led the Aces to being ranked fourth in the nation, placing fifth at the 16U PGF Premier and first at 18U IFT Boulder.
- Three-time academic all-state.
- National Honors Society.
- Chose the Hokies over Minnesota and Bucknell.
- Father, Todd, played baseball at Miami (Ohio).

SEASON/CAREER HIGHS

Hits 1, 2x, last vs. East Carolina (2/8/20)
 Runs 1, 2x, last vs. No. 21 Northwestern (2/16/20)
 RBIs 1 vs. Campbell (2/8/20)
 HRs
 Walks
 Stolen Bases 1 at Coastal Carolina (2/7/20)
 Hitting Streak 2 games (2/8/20 - 2/8/20)

GAME-BY-GAME STATS

Date	Opponent	Pos	AB	R	H	RBI	2B	3B	HR	BB	SB	CS	HBP	SAC	SF	GDP	K	PO	A	E	Avg	
Feb 07	at Coastal Carolina	pr	0	1	0	0	0	0	0	0	1	0	0	0	0	0	0	0	0	0	0	1.000
Feb 08	vs Campbell	ph	1	0	1	0	0	0	0	0	0	0	0	0	0	0	0	0	0	0	0	1.000
Feb 08	vs East Carolina	ph	1	0	1	0	0	0	0	0	0	0	0	0	0	0	0	0	0	0	0	1.000
Feb 13	vs Oklahoma State	pr	0	0	0	0	0	0	0	0	0	0	0	0	0	0	0	0	0	0	0	1.000
Feb 14	vs South Carolina	pr	0	0	0	0	0	0	0	0	0	0	0	0	0	0	0	0	0	0	0	1.000
Feb 15	vs Minnesota	pr	0	0	0	0	0	0	0	0	0	0	0	0	0	0	0	0	0	0	0	1.000
Feb 16	vs Northwestern	pr	0	1	0	0	0	0	0	0	0	0	0	0	0	0	0	0	0	0	0	1.000
Totals			2gs	2	2	2	1	0	0	0	1	0	0	0	0	0	0	0	0	0	0	1.000





ANSLEY WHITLEY

Freshman | 6-1
U | R/R

Marion County HS
Buena Vista, Ga.

Major: Human Nutrition, Foods
and Exercise

14

AT THE PLATE

- Has played in four games, starting three at third base.
- Stole a base as a pinch runner vs. No. 21/23 Northwestern
- Earned a walk, stole a base and scored twice at Coastal Carolina (2/7).
- Four-year letterwinner.
- Coached by Jon Dimitri at Marion County High School.
- Played travel ball for the Firecrackers.
- First-team all-region four times.
- All-Bi-City.
- Led the Eagles to consecutive Elite Eight appearances and regional championships.
- Also played basketball and track and field.
- Guided the Eagles to the girls' basketball state championship.
- First-team all-region four times.
- All-Bi-City.
- Was a three-time state champ in the discus event.
- All-Bi-City.
- Senior Beta.
- Honors Academy.
- Chose the Hokies over Georgia and Kennesaw State.
- Hopes to be a physical therapist.

SEASON/CAREER HIGHS

Hits
Runs 2 at Coastal Carolina (2/7/20)
RBIs
HRs
Walks 1 at Coastal Carolina (2/7/20)
Stolen Bases 1, 2x, last vs. No. 21 Northwestern (2/16/20)
Hitting Streak

GAME-BY-GAME STATS

Date	Opponent	Pos	AB	R	H	REB	2B	3B	HR	BB	CS	HBP	SAC	SF	GDP	K	PO	A	E	Avg
Feb 07	at Coastal Carolina	*3b	2	2	0	0	0	0	1	1	0	0	0	0	0	1	1	2	0	.000
Feb 08	vs East Carolina	*3b	2	0	0	0	0	0	0	0	0	0	0	0	0	2	1	1	0	.000
Feb 13	vs Oklahoma State	*3b/ss	2	0	0	0	0	0	0	0	0	0	0	0	0	0	0	1	1	.000
Feb 16	vs Northwestern	pr	0	0	0	0	0	0	1	0	0	0	0	0	0	0	0	0	0	.000
Totals		*3b	6	2	0	0	0	0	1	2	0	0	0	0	0	3	2	4	1	.000



EMMA YATES

Freshman | 5-6
C | R/R

South County HS
Fairfax Station, Va.

Major: Criminology

15

AT THE PLATE

- Has not seen action.
- Three-year letterwinner.
- Coached by Gary Dillow at South County HS.
- Played travel ball for Williamsburg Starz.
- Two-time all-conference.
- Two-time all-state.
- Second-team All-Met.
- Led the Stallions to two conference championships.
- Chose the Hokies over George Mason and Christopher Newport.
- Hopes to be a technical analyst for the FBI.

SEASON/CAREER HIGHS

Hits
Runs
RBIs
HRs
Walks
Stolen Bases
Hitting Streak

GAME-BY-GAME STATS





MEREDITH SLAW

Sophomore | 5-11
IF | L/R

Rappahannock HSWarsaw, Va.

Major: Accounting

16

AT THE PLATE

- Has played in six games, drawing one start as the designated player.
- Had an RBI hit-by-pitch vs. No. 21/23 Northwestern (2/16).
- Had a hit against No. 16/16 Oklahoma State (2/13).
- Smacked a double at Coastal Carolina (2/7).
- Posted a single versus Iowa (2/9).
- Played in 37 games 2019, drawing 13 starts as the designated player and three at first base.
- Had a base knock versus No. 23/20 Kentucky (5/18) in the Lexington Regional.
- Collected her first multi-hit game of her career versus UAB (3/2), owning a single and a home run.
- Hit her first home run at the college level at Charleston Southern (2/17), a three-run shot to right center.
- Three-sport athlete in high school, playing softball, basketball and volleyball.
- Four-year letterwinner in softball and basketball.
- Two-time all-state selection.
- Three-time conference Player of the Year.
- VHSL Player of the Year.
- Comes from an athletic family - uncle played for the Los Angeles Dodgers' AAA team.
- Has a cousin currently playing catcher for Wake Forest.

SEASON HIGHS

Hits 1, 3x, last vs. No. 16 Oklahoma State (2/13/20)
 Runs
 RBIs 1 vs. No. 21 Northwestern (2/16/20)
 HRs
 Walks 1 vs. No. 14 Minnesota (2/15/20)
 Stolen Bases
 Hitting Streak 3 games (2/7/20 - 2/13/20)

CAREER HIGHS

Hits 2 v. UAB (3/2/19)
 Runs 1, 7x, last at Boston College (4/27/19)
 RBIs 3 at Charleston Southern (2/17/19)
 HRs 1, 4x, last vs. Virginia [2] (4/13/19)
 Walks 1, 5x, last vs. No. 14 Minnesota (2/15/20)
 Stolen Bases
 Hitting Streak 5 games (2/9/19 - 2/17/19)

GAME-BY-GAME STATS

Date	Opponent	Pos	AB	R	H	RBI	2B	3B	HR	BB	SB	CS	HBP	SAC	SF	GDP	K	PO	A	E	Avg
Feb 07	at Coastal Carolina	*dh	5	0	1	0	1	0	0	0	0	0	0	0	0	0	0	1	0	0	.200
Feb 09	vs Iowa	ph	1	0	1	0	0	0	0	0	0	0	0	0	0	0	0	0	0	0	.333
Feb 13	vs Oklahoma State	ph	1	0	1	0	0	0	0	0	0	0	0	0	0	0	0	0	0	0	.429
Feb 14	vs South Carolina	ph	1	0	0	0	0	0	0	0	0	0	0	0	0	0	0	0	0	0	.375
Feb 15	vs Minnesota	ph	0	0	0	0	0	0	1	0	0	0	0	0	0	0	0	0	0	0	.375
Feb 16	vs Northwestern	ph	0	0	0	1	0	0	0	0	0	0	1	0	0	0	0	0	0	0	.375
Totals		1gs	8	0	3	1	1	0	0	1	0	0	1	0	0	0	1	0	0	0	.375



MOLLY JACOBSON

Freshman | 6-0
P | R/R

Waukee HS
Waukee, Iowa

Major: Criminology

17

AT THE PLATE

- Has not seen action.
- Five-year letterwinner.
- Coached by Carrie Eby at Waukee High School.
- Earned first-team all-conference.
- Selected as a first-team all-district pick.
- Named to the first-team IHSAA all-state team.
- Her father played basketball at Omaha and her siblings play basketball at the Division I level too, with Michael at Iowa State and Reilly at Western Michigan.

SEASON/CAREER HIGHS

Innings (High)
 Strikeouts
 Hits (Low)
 Runs (Low)
 Earned Runs (Low)
 Walks (Low)
 Number of Pitches (High)

GAME-BY-GAME STATS





MACKENZIE LAWTER

Junior | 5-5
C | R/R

Halifax County HS
South Boston, Va.

Major: Multimedia Journalism &
Political Science

18

AT THE PLATE

- Has played in seven games, starting all seven at catcher.
- Had her first double of the year vs. No. 18/17 South Carolina (2/14).
- Went 2 for 3 with a home run and three RBIs against No. 16/16 Oklahoma State
- Opened the season with two hits versus Iowa (2/7).
- Played in 46 games 2019, drawing 45 starts at catcher.
- Had a hit in both games against Illinois (5/18-19) at the Lexington Regional.
- Lifted a homer to dead center versus NC State (5/9) at ACCs.
- Hit a grand slam and had a career-high five RBIs at Pitt (3/23).
- Graduated high school a semester early and joined Jan. '18.
- Father played baseball at Longwood University and was recognized as Virginia Player of the Year in 1985.

SEASON HIGHS

Hits 2, 2x, last vs. No. 16 Oklahoma State (2/13/20)
Runs 1, 3x, last vs. No. 18 South Carolina (2/14/20)
RBIs 3 vs. No. 16 Oklahoma State (2/13/20)
HRs 1 vs. No. 16 Oklahoma State (2/13/20)
Walks 1, 2x, last vs. No. 18 South Carolina (2/14/20)
Stolen Bases
Hitting Streak 4 games (2/13/20 - 2/16/20)

CAREER HIGHS

Hits 3, 2x, last vs. Binghamton [1] (3/19/19)
Runs 3 vs. ETSU (2/17/19)
RBIs 5 at Pitt (3/23/19)
HRs 2 vs. Binghamton [1] (3/19/19)
Walks 1, 9x, last vs. No. 18 South Carolina (2/14/20)
Stolen Bases 1, 3x, last vs. Virginia [2] (4/13/19)
Hitting Streak 5 games (3/23/19 - 3/29/19)

GAME-BY-GAME STATS

Date	Opponent	Pos	AB	R	H	RBI	2B	3B	HR	BB	SB	CS	HBP	SAC	SF	GDP	K	PO	A	E	Avg
Feb 07	vs Iowa	*c	2	1	2	0	0	0	0	0	0	0	0	0	0	0	0	4	3	0	1.000
Feb 08	vs Campbell	*c	3	0	0	1	0	0	0	0	0	0	0	0	0	0	0	8	0	0	.400
Feb 09	vs Iowa	*c	3	0	0	0	0	0	0	0	0	0	0	0	0	0	15	0	1	.250	
Feb 13	vs Oklahoma State	*c	3	1	2	3	0	0	1	0	0	0	0	0	0	0	12	0	0	.364	
Feb 14	vs South Carolina	*c	3	1	1	0	1	0	0	1	0	0	0	0	0	0	1	8	0	.357	
Feb 15	vs Missouri	*c	3	0	1	0	0	0	0	0	0	0	0	0	0	0	1	6	1	.353	
Feb 16	vs Northwestern	*c	3	0	1	1	0	0	0	0	0	0	0	0	1	0	1	6	2	.350	
Totals			7gs	20	3	7	5	1	0	1	2	0	0	0	1	0	3	59	6	1	.350



MADDIE ROUNTREE

Freshman | 5-11
IF | R/R

Isle of Wight Academy
Smithfield, Va.

Major: Sports Media & Analytics

19

AT THE PLATE

- Has played in three games, starting all three as the designated player.
- Began her career with two hits and two RBIs versus Iowa (2/7) in the season opener.
- Four-year letterwinner.
- Coached by Jill Owens Edwards at Isle of Wight Academy.
- Played travel ball for Williamsburg Starz Gold-Bunn.
- Four-time all-state.
- Four-time all-conference.
- Five-time Offensive Player of the Year.
- Led the Chargers to the 2018 VISAA DII State Championship, owning a home run in the title game.
- Had eight home runs, 29 hits and 35 RBIs her junior year.
- Also played basketball and volleyball.
- National Honor Society.
- Chamber of Commerce Student Leadership.
- Junior Ruritan of the Year.
- Chose the Hokies over Clemson and North Carolina.
- Her father played football at Clemson and was the first player in school history to play more than 3,000 snaps in a season, while he was also All-ACC first-team in 1997.
- Hopes to work for the NFL office in New York City.

SEASON HIGHS

Hits 2 vs. Iowa (2/7/20)
Runs
RBIs 2 vs. Iowa (2/7/20)
HRs
Walks
Stolen Bases
Hitting Streak 2 games (2/7/20 - 2/8/20)

GAME-BY-GAME STATS

Date	Opponent	Pos	AB	R	H	RBI	2B	3B	HR	BB	SB	CS	HBP	SAC	SF	GDP	K	PO	A	E	Avg
Feb 07	vs Iowa	*dh	3	0	2	2	0	0	0	0	0	0	0	0	0	0	0	1	0	0	.667
Feb 08	vs East Carolina	*dh	4	0	1	0	0	0	0	0	0	0	0	0	0	0	0	0	0	0	.429
Feb 09	vs Iowa	*dh	3	0	0	0	0	0	0	0	0	0	0	0	0	0	0	2	0	0	.300
Totals			3gs	10	0	3	2	0	0	0	0	0	0	0	0	0	0	4	0	0	.300





KELSEY BROWN

Sophomore | 5-6
OF | L/R

Battlefield HS / JMU
Haymarket, Va.

Major: Finance

21

AT THE PLATE

- Has started in all 10 games, drawing nine of those in left field and one in center.
- Already has two three-hit games.
- Went 2 for 3 with a triple, two RBIs and a stolen base vs. No. 18/17 South Carolina (2/14).
- Went 3 for 4 with a solo home run and two stolen bases versus East Carolina (2/8).
- Was all over the base paths vs. Campbell (2/8), getting two steals, scoring three times and getting two hits and a walk.
- Owned a 3 for 5 clip from the plate with two RBIs and a stolen base at Coastal Carolina (2/7).
- Played in 44 games, earning 13 starts at JMU.
- Owned a team-high 10 stolen bases and owned 23 runs.
- Played at Battlefield High School.
- Four-time all-conference first team.
- Holds VSHL career stolen bases record with 133.
- Broke VHSL state record or most stolen bases in a season (45) and hits in a single season (61) as a junior.
- Father, Jim, played baseball at George Mason.
- Has one brother, Collin, who plays baseball at Catholic.
- Her uncle, Michael, played baseball for Clemson and then went on to play for the Boston Red Sox and Seattle Mariners.

SEASON HIGHS

Hits 3, 2x, last vs. East Carolina (2/8/20)
 Runs 3 vs. Campbell (2/8/20)
 RBIs 2, 2x, last vs. No. 21 Northwestern (2/16/20)
 HRs 1 vs. East Carolina (2/8/20)
 Walks 1, 3x, last vs. No. 18 South Carolina (2/14/20)
 Stolen Bases 2, 2x, last vs. East Carolina (2/8/20)
 Hitting Streak 7 games (2/7/20 - 2/14/20)

CAREER HIGHS

Hits 3, 2x, last vs. East Carolina (2/8/20)
 Runs 3 vs. Campbell (2/8/20)
 RBIs 2, 2x, last vs. No. 21 Northwestern (2/16/20)
 HRs 1 vs. East Carolina (2/8/20)
 Walks 1, 5x, last vs. No. 18 South Carolina (2/14/20)
 Stolen Bases 2, 3x, last vs. East Carolina (2/8/20)
 Hitting Streak 7 games (2/7/20 - 2/14/20)

GAME-BY-GAME STATS

Date	Opponent	Pos	AB	R	H	RBI	2B	3B	HR	BB	SB	CS	HBP	SAC	SF	GDP	K	PO	A	E	Avg	
Feb 07	vs Iowa	*of	3	1	1	0	0	0	0	0	0	0	0	0	0	0	0	1	0	0	.333	
Feb 07	at Coastal Carolina	*of	5	1	3	2	0	0	0	0	1	1	0	0	0	0	0	1	0	0	.500	
Feb 08	vs Campbell	*of	3	3	2	0	0	0	0	1	2	0	0	0	0	0	0	0	0	0	.545	
Feb 08	vs East Carolina	*of	4	1	3	1	0	0	1	0	2	0	0	0	0	0	0	0	0	0	.600	
Feb 09	vs Iowa	*of	3	0	1	0	0	0	1	0	0	0	0	0	0	0	0	1	0	0	.666	
Feb 13	vs Oklahoma State	*of	4	1	1	0	0	0	0	0	0	0	0	0	0	0	0	1	0	1	.500	
Feb 14	vs South Carolina	*of	3	2	2	0	0	1	0	1	1	0	0	0	0	0	0	2	1	0	.520	
Feb 15	vs Missouri	*of	4	1	0	0	0	0	0	1	0	0	0	0	0	0	0	5	0	0	.448	
Feb 15	vs Minnesota	*of	4	0	0	0	0	0	0	0	0	0	0	0	0	0	3	1	0	0	.394	
Feb 15	vs Northwestern	*of	4	0	1	2	0	0	0	1	0	0	0	0	0	0	0	2	0	0	.378	
Totals			10cs	37	10	14	5	0	1	1	3	8	1	0	0	0	0	4	13	1	1	.378



GEORGIA BLAIR

Freshman | 5-4
IF | R/R

Douglasville HS
Douglasville, Ga.

Major: University Studies

25

AT THE PLATE

- Has played in four games.
- Scored her first career run versus Campbell (2/8).
- Four-year letterwinner.
- Coached by Zach Graham at Alexander High School.
- Played travel ball for Georgia Power Roddy.
- All-state.
- Broke Alexander's school record in home runs.
- Team captain.
- Also played basketball.
- Team captain.
- All A/B Honor Roll.
- Scholar Athlete.
- Board Scholar.
- Hopes to be an anesthesiologist.

SEASON/CAREER HIGHS

Hits
 Runs 1 vs. Campbell (2/8/20)
 RBIs
 HRs
 Walks
 Stolen Bases
 Hitting Streak

GAME-BY-GAME STATS

Date	Opponent	Pos	AB	R	H	RBI	2B	3B	HR	BB	SB	CS	HBP	SAC	SF	GDP	K	PO	A	E	Avg	
Feb 08	vs Campbell	pr	0	1	0	0	0	0	0	0	0	0	0	0	0	0	0	0	0	0	0	.000
Feb 08	vs East Carolina	ph	1	0	0	0	0	0	0	0	0	0	0	0	0	0	0	0	0	0	0	.000
Feb 13	vs Oklahoma State	pr	0	0	0	0	0	0	0	0	0	0	0	0	0	0	0	0	0	0	0	.000
Feb 15	vs Missouri	pr	0	0	0	0	0	0	0	0	0	0	0	0	0	0	0	0	0	0	0	.000
Totals			0cs	1	1	0	0	0	0	0	0	0	0	0	0	0	0	0	0	0	0	.000



REBECCA LUDOWIG (LUD-oh-wig)

Freshman | 5-10
IF | R/R

Rock Ridge HS
Ashburn, Va.

Major: University Studies

27

AT THE PLATE

- Has played in six games.
- Scored a run in an extra-inning win over No. 21/23 Northwestern
- Scored a run versus in both Campbell (2/8) and East Carolina (2/8) games.
- Four-year letterwinner.
- Coached by Christine Keyser at Rock Ridge High School.
- Played travel ball for the Loudoun Storm 18U.
- Three-time all-conference.
- Two-time all-region.
- Also played basketball at Rock Ridge.
- RISE award winner for character.
- Four-time honor roll.
- Chose the Hokies over Lafayette College (Pa.).

SEASON/CAREER HIGHS

Hits
Runs 1, 3x, last vs. No. 21 Northwestern (2/16/20)
RBIs
HRs
Walks
Stolen Bases
Hitting Streak

GAME-BY-GAME STATS

Date	Opponent	Pos	AB	R	H	RBI	2B	3B	HR	BB	SB	CS	HBP	SAC	SF	GDP	K	PO	A	E	Avg	
Feb 07	vs Iowa	pr	0	0	0	0	0	0	0	0	0	0	0	0	0	0	0	0	0	0	0	.000
Feb 07	at Coastal Carolina	pr	0	0	0	0	0	0	0	0	0	0	0	0	0	0	0	0	0	0	0	.000
Feb 08	vs Campbell	pr	0	1	0	0	0	0	0	0	0	0	0	0	0	0	0	0	0	0	0	.000
Feb 08	vs East Carolina	pr	0	1	0	0	0	0	0	0	0	0	0	0	0	0	0	0	0	0	0	.000
Feb 15	vs Missouri	pr	0	0	0	0	0	0	0	0	0	0	0	0	0	0	0	0	0	0	0	.000
Feb 15	vs Northwestern	pr	0	1	0	0	0	0	0	0	0	0	0	0	0	0	0	0	0	0	0	.000
Totals		Ugs	0	3	0	0	0	0	0	0	0	0	0	0	0	0	0	0	0	0	0	.000



GRACE CHAVEZ (SHAW-vez)

Sophomore | 5-9
C | R/R

West Career & Technical Academy
Las Vegas, Nev.

Major: Multimedia Journalism

28

AT THE PLATE

- Has played in three games, starting one of those as the designated player.
- Drew two walks vs. No. 21/23 Northwestern (2/16).
- Had two hits for two RBIs and a home run against No. 19/18 Missouri (2/15).
- Hit a home run vs. No. 18/17 South Carolina (2/14).
- Tallied a two-run single at Coastal Carolina (2/7).
- Played in 33 games in 2019, drawing 20 starts as the designated player.
- Gained two starts in the Lexington Regional, earning a walk versus Illinois (5/17).
- Ripped a two-run homer about 300 feet vs. Longwood (4/30).
- Recorded three RBIs and one home run during the doubleheader at Charlotte (4/17).
- Recorded one hit and one walk versus Louisville (3/30).
- Racked up three hits and four RBIs in the Binghamton (3/19) doubleheader, including a three-run home run to right center as well as an RBI single for her first multi-hit game.
- Notched a two-run homer in at NC State (3/16).
- Belted a two-run homer versus [RV] Texas State (2/22).
- Four-year letterwinner for coach Kelly Glass at Palo Verde.
- Three-time All-Northwest League selection.

SEASON HIGHS

Hits 2 vs. No. 19 Missouri (2/15/20)
Runs 1, 2x, last vs. No. 19 Missouri (2/15/20)
RBIs 2, 2x, last vs. No. 19 Missouri (2/15/20)
HRs 1, 2x, last vs. No. 19 Missouri (2/15/20)
Walks 2 vs. No. 21 Northwestern (2/16/20)
Stolen Bases
Hitting Streak 3 games (2/14/20 - 2/15/20)

CAREER HIGHS

Hits 2, 4x, last vs. No. 19 Missouri (2/15/20)
Runs 2 vs. Binghamton [1] (3/19/19)
RBIs 3 vs. Binghamton [1] (3/19/19)
HRs 1, 9x, last vs. No. 19 Missouri (2/15/20)
Walks 2, 2x, last vs. No. 21 Northwestern (2/16/20)
Stolen Bases
Hitting Streak 11 games (3/16/19 - 4/6/19)

GAME-BY-GAME STATS

Date	Opponent	Pos	AB	R	H	RBI	2B	3B	HR	BB	SB	CS	HBP	SAC	SF	GDP	K	PO	A	E	Avg	
Feb 07	at Coastal Carolina	ph	1	0	1	2	0	0	0	0	0	0	0	0	0	0	0	0	0	0	0	1.000
Feb 08	vs Campbell	*dh	1	0	0	0	0	0	0	1	0	0	0	0	0	0	0	0	0	0	0	.500
Feb 09	vs Iowa	ph	1	0	0	0	0	0	0	0	0	0	0	0	0	0	0	0	1	0	0	.333
Feb 13	vs Oklahoma State	*dh	1	0	1	0	0	0	0	1	0	0	0	0	0	0	0	0	0	0	0	.500
Feb 14	vs South Carolina	*dh	4	1	1	1	0	0	1	0	0	0	0	0	0	0	0	0	0	0	0	.375
Feb 15	vs Missouri	*dh	4	1	2	2	0	0	1	0	0	0	0	0	0	0	0	0	0	0	0	.417
Feb 15	vs Minnesota	*dh	3	0	1	0	0	0	0	0	0	0	0	0	0	0	0	1	0	0	0	.400
Feb 16	vs Northwestern	*dh	2	0	0	0	0	0	2	0	0	0	0	0	0	0	0	0	0	0	0	.333
Totals		Ugs	17	2	6	5	0	0	2	4	0	0	0	0	0	0	0	0	1	0	0	.353





MADDI BANKS

Sophomore | 5-6
U | L/R

Bettendorf HS
Bettendorf, Iowa

Major: Communication Science &
Social Inquiry

29

AT THE PLATE

- Has played in nine games, drawing three starts at third base and four at shortstop.
- Had a multi-hit game vs. No. 14/13 Minnesota including a home run (2/15).
- Belted a home run versus Campbell (2/8).
- Opened up the season with a single and a run scored versus Iowa (2/7).
- Played in 53 games in 2019, drawing two starts in center field and 51 at second base.
- Had a base knock vs. Illinois (5/17) in the Lexington Regional.
- Hit a game-tying solo home run to left field versus NC State (5/9) in the quarterfinals of the ACC Championship.
- Went 2 for 4 with a double and run at No. 8 Georgia (3/1).
- Went a perfect 3 for 3 with her first-ever home run and scored a career-high three runs against Detroit Mercy (2/16).
- A three-sport athlete during her prep career (SB/T&F/WBB).
- Won two championships with the Bandits – IDT Boulder and PGF Nationals.
- Ran in the sprints on the track team, earning a state title, four letters, all-conference and team MVP.
- Earned Best Female Athlete award at Bettendorf.

SEASON HIGHS

Hits 2 vs. No. 14 Minnesota (2/15/20)
 Runs 1, 7x, last vs. No. 21 Northwestern (2/16/20)
 RBIs 1, 2x, last vs. No. 14 Minnesota (2/15/20)
 HRs 1, 2x, last vs. No. 14 Minnesota (2/15/20)
 Walks
 Stolen Bases 1, 2x, last vs. No. 18 South Carolina (2/14/20)
 Hitting Streak

CAREER HIGHS

Hits 3 vs. Detroit Mercy (2/16/19)
 Runs 3 vs. Detroit Mercy (2/16/19)
 RBIs 3 at Boston College (4/27/19)
 HRs 1, 6x, last vs. No. 14 Minnesota (2/15/20)
 Walks 3 at Boston College (4/28/19)
 Stolen Bases 2 vs. Purdue (2/10/19)
 Hitting Streak 3 games (3/23/19 - 3/27/19)

GAME-BY-GAME STATS

Date	Opponent	Pos	AB	R	H	RBI	2B	3B	HR	BB	SB	CS	HBP	SAC	SF	GDP	K	PO	A	E	Avg
Feb 07	vs Iowa	*3b	2	1	0	0	0	0	0	0	0	0	0	0	0	0	1	1	1	0	.500
Feb 07	at Coastal Carolina	pr	0	0	0	0	0	0	0	0	0	0	0	0	0	0	0	0	0	0	.500
Feb 08	vs Campbell	*3b	3	1	1	0	0	0	1	0	0	0	0	0	0	0	1	0	3	0	.400
Feb 08	vs East Carolina	pr	0	1	0	0	0	0	0	0	0	0	0	0	0	0	0	0	0	0	.400
Feb 09	vs Iowa	*3b	2	1	0	0	0	0	0	0	0	0	0	0	0	0	2	2	1	0	.286
Feb 14	vs South Carolina	*ss/ph	2	1	1	0	0	0	0	1	0	0	0	0	0	0	0	0	1	0	.333
Feb 15	vs Missouri	*ss	2	0	0	0	0	0	0	0	0	0	0	0	0	0	1	1	0	0	.273
Feb 15	vs Minnesota	*ss/pr	2	1	2	1	0	0	1	0	0	0	0	0	0	0	0	0	2	0	.385
Feb 16	vs Northwestern	*ss/pr	3	1	0	0	0	0	0	0	0	0	0	0	0	0	3	3	4	2	.312
Totals		7gs	16	7	5	2	0	0	2	0	2	0	0	0	0	0	6	7	13	3	.312



KAYLEIGH ADDINGTON

Junior | 5-7
C | R/R

Rockbridge HS
Lexington, Va.

Major: Meteorology

31

2017-18 ACC Academic Honor Roll

AT THE PLATE

- Has not seen action.
- Played in three games in 2019.
- Had a plate appearance versus Virginia (4/13).
- Came in as a pinch hitter versus Binghamton (3/19).
- Pinched hit against Radford (2/27), blooping one behind third base but the shortstop dove and made the catch.
- Appeared in two games in 2018.
- Drew a walk vs. Florida A&M (2/9).
- Registered an at-bat vs. Hampton (5/2).

SEASON HIGHS

Hits
 Runs
 RBIs
 HRs
 Walks
 Stolen Bases
 Hitting Streak

CAREER HIGHS

Hits
 Runs
 RBIs
 HRs
 Walks 1 vs. Florida A&M (2/9/18)
 Stolen Bases
 Hitting Streak

GAME-BY-GAME STATS





GRAYSON CRUCE

Freshman | 5-4
IF | L/L

Loganville HS
Loganville, Ga.

Major: University Studies

32

AT THE PLATE

- Has played in seven games, drawing two starts at first base, two in right field and one at catcher.
- Hit an RBI single against No. 16/16 Oklahoma State (2/13).
- Knocked one out of the park versus Iowa (2/9), starting a rally in the fifth inning.
- Began her career with a bang, tallying three RBIs, one hit and a stolen base at Coastal Carolina (2/7).
- Four-year letterwinner.
- Coached by Alan Maddox at Loganville High School.
- Played travel ball for Georgia Impact and Atlanta Premier Gold Stewart.
- Named GHSA 5A Region Player of the Year.
- All-state.
- All-region.
- Led the Red Devils to the state championship game.
- Was a part of nine state titles on her travel ball team.
- Was top five in ASA nationals and ranked sixth nationally.
- Hopes to be a pediatrician.

SEASON/CAREER HIGHS

Hits 1, 3x, last vs. No. 16 Oklahoma St (2/13/20)
 Runs 1 vs. Iowa (2/9/20)
 RBIs 3 at Coastal Carolina (2/7/19)
 HRs 1 vs. Iowa (2/9/20)
 Walks
 Stolen Bases 1 at Coastal Carolina (2/7/20)
 Hitting Streak

GAME-BY-GAME STATS

Date	Opponent	Pos	AB	R	H	RBI	2B	3B	HR	BB	SB	CS	HBP	SAC	SF	GDP	K	PO	A	E	Avg
Feb 07	at Coastal Carolina	*c	3	0	1	3	0	0	0	0	0	0	0	0	0	0	0	10	0	0	.333
Feb 08	vs East Carolina	*1b	4	0	0	0	0	0	0	0	0	0	0	0	0	0	1	5	0	1	.143
Feb 09	vs Iowa	*1b	3	1	1	0	0	1	0	0	0	0	0	0	0	0	2	1	0	0	.200
Feb 13	vs Oklahoma State	ph/dh	2	0	1	1	0	0	0	0	0	0	0	0	0	0	0	0	0	0	.250
Feb 15	vs Missouri	ph	1	0	0	0	0	0	0	0	0	0	0	0	0	0	0	0	0	0	.231
Feb 15	vs Minnesota	*of	2	0	0	0	0	0	0	0	0	0	0	0	0	0	0	0	0	0	.200
Feb 15	vs Northwestern	*of	2	0	0	0	0	0	0	0	0	0	0	0	0	0	2	0	0	0	.176
Totals		sgs	17	1	3	5	0	0	1	0	1	0	0	0	1	0	5	16	0	1	.176



KAYLEE HEWITT

Freshman | 6-2
P | R/R

Riverdale HS
Murfreesboro, Tenn.

Major: Human Development

33

IN THE CIRCLE

- Has pitched in five games, pitching two complete games.
- Allowed one earned run and had two strikeouts against No. 21/23 Northwestern (2/16).
- Picked up her first win over a ranked opponent against No. 14/13 Minnesota (2/15) with one run allowed and five Ks.
- Posted a career-high eight strikeouts and allowed three runs versus Campbell (2/8) in six innings of work.
- In her first start, held Iowa (2/7) to one run and struck out three batters while allowing only three hits in five innings.
- Two-year letterwinner.
- Coached by Christy Bingham at Riverdale High School.
- Played travel ball for Gametime Stars U18U Gold.
- All-state.
- All-District.
- Best Newcomer of the Year.
- Player of the Week honors.
- All-County Team.
- Was a part of being ranked in the top 10 on FloSoftball with the Gametime Stars 18U Gold squad.
- Also played volleyball.
- Under Armour Player of the Year contender.
- Chose the Hokies over Oregon, Oklahoma State and Pitt.
- Mother, Amanda, played basketball at Eastern New Mexico.
- Hopes to be an occupational therapist.

SEASON/CAREER HIGHS

Innings (High) 6.0, 2x, last vs. No. 14 Minnesota (2/15/20)
 Strikeouts (High) 8 vs. Campbell (2/8/20)
 Hits (Low) (Min. 1 IP) 3 vs. Iowa (2/7/20)
 Runs (Low) (Min. 1 IP) 1, 2x, last vs. No. 14 Minnesota (2/15/20)
 Earned Runs (Low) (Min. 1 IP) 1, 3x, last vs. No. 21 Northwestern (2/16/20)
 Walks (Low) (Min. 1 IP) 3, 2x, last vs. No. 14 Minnesota (2/15/20)

GAME-BY-GAME STATS

Date	Opponent	GS	IP	H	R	ER	BB	SO	2B	3B	HR	WP	BK	HBP	IBB	Score	W-L	Sv	ERA	NP
Feb 07	vs Iowa	*	5.0	3	1	1	7	3	0	0	1	0	0	0	0	9-1	1-0	0	1.40	86
Feb 08	vs Campbell	*	6.0	4	3	3	3	8	1	0	0	0	0	0	0	11-3	2-0	0	2.55	95
Feb 13	vs Oklahoma State	*	0.2	2	4	2	3	1	0	0	0	4	0	1	0	6-14	2-0	0	3.60	98
Feb 15	vs Minnesota	*	6.0	5	1	1	3	5	1	0	0	1	0	0	0	2-1	3-0	0	2.77	97
Feb 15	vs Northwestern	*	3.2	4	4	1	6	2	1	0	0	1	0	0	0	6-5	3-0	0	2.62	76
Totals			4	21.1	18	13	8	22	19	3	0	6	0	1	0	34-24	3-0	0	2.62	-



NCAA STATS

Statistic	Player	National Rank	Conference Rank	Value	National Leader	Value	Conference Leader	Value
Batting Average (133 ranked)					Sara Jubas, James Madison	0.700	Taty Forbes, NC State	0.548
Doubles (7 ranked)					Jourdyn Campbell, Texas A&M Cameryn O'Grady, New Mexico	8	Gisele Tapia, Duke	5
Doubles Per Game (137 ranked)					Cameryn O'Grady, New Mexico	0.89	Gisele Tapia, Duke	0.56
Earned Run Average (149 ranked)					13 players tied	0.00	Alexis Holloway, Notre Dame	0.40
Hit Batters (0 ranked)								
Hit by Pitch per Game (116 ranked)	Jayne Bailey	92	4	0.30	Kaylee Anderson, Southeast Mo. St.	1.00	Eden Mayo, Louisville	0.50
Hits (132 ranked)	Kelsey Brown Darby Trull	47 132	3 6	14 12	Alyse Rojas, UC Davis	21	Taty Forbes, NC State	17
Hits Allowed Per Seven Innings (150 ranked)					Sarah Smith, Radford	1.24	Peyton Schnackenberg, Boston College	3.60
Home Runs (21 ranked)					5 players tied	6	Valerie Cagle, Clemson Marissa Guimbarda, Clemson	5 5
Home Runs Per Game (141 ranked)					Ashley Ellis, Southeast Mo. St.	1.00	Valerie Cagle, Clemson Marissa Guimbarda, Clemson	0.45 0.45
On Base Percentage (148 ranked)					Aly Harrell, Marshall	0.774	Joley Mitchell, Notre Dame	0.645
RBIs (26 ranked)					Sydney Jascoe, Akron	20	Marissa Guimbarda, Clemson	15
Runs Batted In Per Game (133 ranked)					Caroline Videtto, Massachusetts	2.67	Logan Morris, NC State	1.44
Runs per Game (81 ranked)	Kelsey Brown	81	7	1.00	Alana Cobb-Adams, SIUE	2.00	Jameson Kavel, Duke	1.22
Sacrifice Bunts per game (116 ranked)					Bailey Concatto, SIUE	0.75	Alexis Holloway, Notre Dame	0.29
Sacrifice Flies (39 ranked)					Maddi Hackbarth, Arizona St.	4	Dani Morgan, Florida St.	2
Saves (28 ranked)	Keely Rochard	28	1	1	Shannon Saile, Oklahoma	4	5 players tied	1
Shutouts (26 ranked)					4 players tied	3	Susannah Anderson, Boston College	2
Slugging Percentage (298 ranked)	Grace Chavez Kelsey Bennett	190 210	12 14	0.706 0.692	Sara Jubas, James Madison	1.500	Joley Mitchell, Notre Dame	0.857
Stolen Bases Per Game (133 ranked)	Kelsey Brown	13	2	0.80	Alexis Johns, FIU	1.33	Sam Russ, NC State	0.89
Strikeout-to-Walk Ratio (150 ranked)	Keely Rochard	95	4	4.33	Samantha Pochop, Tulsa	33.00	Kaia Oliver, Syracuse Peyton St. George, Duke	6.00 6.00
Strikeouts (139 ranked)	Keely Rochard	3	1	65	Amber Fiser, Minnesota	71	Keely Rochard, Virginia Tech	65
Strikeouts Per Seven Innings (150 ranked)	Keely Rochard	39	2	10.1	Samantha Pochop, Tulsa	13.3	Peyton St. George, Duke	10.3
Total Bases (124 ranked)					Alyse Rojas, UC Davis	37	Valerie Cagle, Clemson	30
Toughest to Strike Out (142 ranked)					84 players tied	0.0	5 players tied	0.0
Triples (10 ranked)					Alesia Denby, Fresno St. Madison Rayner, Southern Miss.	4 4	4 players tied	2
Triples Per Game (121 ranked)					Madison Rayner, Southern Miss.	0.57	Lilly Hooper, Georgia Tech	0.25
Victories (18 ranked)	Keely Rochard	18	3	4	Megan Faraimo, UCLA Ali Dubois, Boston U. Mariah Lopez, Arizona	6 6 6	Logan Caymol, Clemson Alexis Holloway, Notre Dame	5 5
Walks Allowed Per Seven Innings (150 ranked)					12 players tied	0.00	Shelby Walters, Duke	0.00
Walks Per Game (142 ranked)	Kelsey Bennett	65	7	0.80	Alyssa Griman, UIC Kasey McGraw, Youngstown St.	1.60 1.60	Sydney Sherrill, Florida St.	1.18

Statistic	National Rank	Conference Rank	Value	National Leader	Value	Conference Leader	Value
Batting Average (268 ranked)	42	2	0.313	Texas	0.425	Duke	0.325
Double Plays per Game (259 ranked)	122	9	0.30	FIU UTEP	1.00 1.00	Louisville	0.89
Doubles (265 ranked)	142	7	11	Northern Ky. Binghamton FIU	1 1 1	Pittsburgh NC State Louisville	6 6 6
Doubles per Game (264 ranked)	149	7	1.10	Texas	2.80	Georgia Tech	2.00
Earned Run Average (268 ranked)	115	5	3.38	Ga. Southern	0.73	Duke	1.38
Fielding Percentage (268 ranked)	177	10	0.951	Massachusetts Western Caro.	1.000 1.000	Syracuse	0.986
Hit Batters (256 ranked)	72	3	4	23 teams tied	1	Duke	1
Home Runs per game (247 ranked)	24	2	1.30	New Mexico St.	2.50	Florida St.	1.36
On Base Percentage (268 ranked)	70	4	0.384	Texas	0.502	Duke	0.431
Scoring (268 ranked)	33	4	6.50	Southeast Mo. St.	10.00	Duke	7.67
Shutouts (81 ranked)				Boston U.	6	Florida St.	3
Slugging Percentage (268 ranked)	45	4	0.496	Texas	0.695	Duke	0.537
Stolen Bases per Game (255 ranked)	26	3	2.00	FIU	4.00	North Carolina	2.30
Strikeout-to-Walk Ratio (268 ranked)	84	6	2.27	UCLA	12.14	Duke	5.70
Triple Plays (1 ranked)				Utah St. UNCW	1 1		
Triples per Game (173 ranked)	147	11	0.10	SIUE	1.50	Florida St.	0.55
WL Percentage (255 ranked)	62	3	0.700	5 teams tied	1.000	Duke	0.889
Walks (30 ranked)				New Mexico	51	Florida St.	47



LAST FOUR BOX SCORES



VT Softball Virginia Tech vs #18 South Carolina Feb 14, 2020 at Clearwater, Fla. (Eddie C. Moore Field)



Virginia Tech 8 (5-2)

South Carolina 6 (4-2)

Box score table for Virginia Tech vs South Carolina, including player stats and totals.

Score by Innings table for Virginia Tech vs South Carolina.

E - K. Bennett; O. Lattin; J. Fabian. LOB - VT 6; Carolina 6. 2B - M. Lawter; D. Trull; K. Maguire. 3B - K. Brown; H. Simpson 2. HR - K. Bennett; G. Chavez; M. Boesel. HBP - K. Maguire. SB - K. Brown; M. Banks.

Player stats table for Virginia Tech and South Carolina.

Win - K. Rocharad (3-2). Loss - C. Drotar (1-1). Save - None. WP - K. Rocharad 2; C. Drotar. HBP - by K. Rocharad (K. Maguire). Inherited runners/scored: None. Pitches/strikes: K. Rocharad 150/89; C. Drotar 93/59; K. Heath 37/22.

Umpires - HP: Emerus Addison 1B: Cameron Ellison 2B: Don Brown 3B: Liz Hammerschmidt Start: 10:00 AM Time: 2:49 Attendance: 100 Weather: Very Florida



VT Softball Virginia Tech vs #18 Missouri Feb 15, 2020 at Clearwater, Fla. (Eddie Moore Complex)



Virginia Tech 5 (5-3)

Missouri 6 (9-0)

Box score table for Virginia Tech vs Missouri, including player stats and totals.

Score by Innings table for Virginia Tech vs Missouri.

E - Rollin, J.; Wert, K.; Bailey, K.. LOB - Va. Tech 5; Missouri 5. 2B - Decker, K.; Myint, I.. HR - G. Chavez; Kessinger, C; Moll, M.. SB - K. Brown. CS - Wilmes, B.

Player stats table for Virginia Tech and Missouri.

Win - Daniel, E. (3-0). Loss - K. Rocharad (3-3). Save - None. WP - K. Rocharad; Nichols, E.. PB - Moore, H.. Inherited runners/scored: Weber, J. 1/1. Pitches/strikes: K. Rocharad 122/72; Nichols, E. 71/52; Weber, J. 11/8; Daniel, E. 19/16.

Umpires - HP: Ron White 1B: Don Brown 2B: Peter Blair 3B: Chris Nabors Start: 1:02 pm Time: 2:10 Attendance: 350 Weather: 67 degrees, clear



VT Softball #13 Minnesota vs Virginia Tech Feb 15, 2020 at Clearwater, Fla. (Eddie C. Moore Field)



Minnesota 1 (4-4)

Virginia Tech 2 (6-3)

Box score table for Minnesota vs Virginia Tech, including player stats and totals.

Score by Innings table for Minnesota vs Virginia Tech.

E - Brandt. LOB - Gophers 6; Hokies 8. 2B - DenHartog; As. Whitley. HR - O. Lattin; M. Banks. SH - Kernetmueller; Vander Heide. SB - Partain. CS - D. Trull.

Player stats table for Minnesota and Virginia Tech.

Win - K. Hewitt (3-0). Loss - Fiser (). Save - K. Rocharad (1). WP - Fiser; K. Hewitt. PB - Strelow 3. Inherited runners/scored: K. Rocharad 1/0. Pitches/strikes: Fiser 118/70; K. Hewitt 97/59; K. Rocharad 9/6.

Umpires - HP: Steve Gould 1B: Megan Rabin 2B: Ron White 3B: Laura Nesteriak Start: 5:05 PM Time: 2:13 Attendance: 77 Weather: 77 degrees, sunny K. Hewitt faced 1 batter in the 7th.



VT Softball Virginia Tech vs #21 Northwestern Feb 16, 2020 at Clearwater, Fla. (Field #1)



Virginia Tech 6 (7-3)

Northwestern 5 (4-5)

Box score table for Virginia Tech vs Northwestern, including player stats and totals.

Score by Innings table for Virginia Tech vs Northwestern.

E - M. Banks 2. DP - VT 1. LOB - VT 7; Wildcats 11. 2B - K. Bennett; Lewis. HBP - J. Bailey; M. Slaw. SH - A. Velazquez. SF - M. Lawter; Rudd. SB - K. Brown; An. Whitley. CS - J. Bailey; Shellmyer.

Player stats table for Virginia Tech and Northwestern.

Win - K. Rocharad (4-3). Loss - Wilkey (1-2). Save - None. WP - K. Hewitt. HBP - by Williams (J. Bailey); by Winegarner (M. Slaw). Inherited runners/scored: K. Rocharad 3/2; Winegarner 2/1; Newport 3/3. Pitches/strikes: K. Hewitt 76/40; K. Rocharad 82/47; Williams 49/31; Winegarner 21/13; Newport 7/3; Wilkey 77/44.

Umpires - HP: London Baptiste 1B: Ron White 2B: Steve Gould 3B: Emerus Addison Start: 12:02 PM Time: 3:10 Attendance: 545 Weather: 77, sunny Williams faced 3 batters in the 4th.

SEASON STATS



VT Softball Overall Statistics for Virginia Tech (as of Feb 17, 2020) (All games Sorted by Batting avg)



Record: 7-3 Home: 0-0 Away: 1-0 Neutral: 6-3 Conference: 0-0

Player	avg	gp-gs	ab	r	h	2b	3b	hr	rbi	tb	slg%	bb	hp	so	gdp	ob%	sf	sh	sb-att	po	a	e	fld%	
8 Kelsey Bennett	.385	10-10	26	5	10	2	0	2	9	18	.692	8	0	6	0	.529	0	0	0-0	14	14	3	.903	
21 Kelsey Brown	.378	10-10	37	10	14	0	1	1	5	19	.514	3	0	4	0	.425	0	0	8-9	13	1	1	.933	
2 Jayme Bailey	.355	10-10	31	6	11	2	0	1	7	16	.516	3	3	4	1	.459	0	0	0-1	34	2	0	1.000	
10 Olivia Lattin	.161	10-10	31	6	5	0	0	2	4	11	.355	4	0	3	0	.257	0	0	1-1	18	10	2	.933	

13 Kate Kobayashi	1.000	7-0	2	2	2	0	0	0	1	2	1.000	0	0	0	0	1.000	0	0	1-1	0	0	0	.000	
4 Darby Trull	.414	9-9	29	6	12	2	0	0	5	14	.483	1	0	6	0	.433	0	0	1-2	13	1	1	.933	
12 Ashley Whitley	.375	9-2	8	4	3	1	0	1	4	7	.875	0	0	5	0	.375	0	0	2-2	14	1	0	1.000	
16 Meredith Slaw	.375	6-1	8	0	3	1	0	0	1	4	.500	1	1	1	0	.500	0	0	0-0	0	0	0	.000	
28 Grace Chavez	.353	8-6	17	2	6	0	0	2	5	12	.706	4	0	3	0	.476	0	0	0-0	0	0	0	.000	
18 Mackenzie Lawter	.350	7-7	20	3	7	1	0	1	5	11	.550	2	0	3	0	.391	1	0	0-0	59	6	1	.985	
29 Maddi Banks	.313	9-7	16	7	5	0	0	2	2	11	.688	0	0	6	0	.313	0	0	2-2	7	13	3	.870	
19 Maddie Rountree	.300	3-3	10	0	3	0	0	0	2	3	.300	0	0	4	0	.300	0	0	0-0	0	0	0	.000	
9 Al Velazquez	.200	9-7	25	7	5	2	0	0	6	7	.280	3	0	5	0	.286	0	1	2-2	8	0	0	1.000	
32 Grayson Cruce	.176	7-5	17	1	3	0	0	1	5	6	.353	0	0	5	0	.167	1	0	1-1	16	0	1	.941	
14 Ansley Whitley	.000	4-3	6	2	0	0	0	0	0	0	.000	1	0	3	0	.143	0	0	2-2	2	4	1	.857	
25 Georgia Blair	.000	4-0	1	1	0	0	0	0	0	0	.000	0	0	0	0	.000	0	0	0-0	0	0	0	.000	
3 Keely Rochard	.000	8-6	0	0	0	0	0	0	0	0	.000	0	0	0	0	.000	0	0	0-0	1	2	0	1.000	
27 Rebecca Ludwig	.000	6-0	0	3	0	0	0	0	0	0	.000	0	0	0	0	.000	0	0	0-0	0	0	0	.000	
33 Kaylee Hewitt	.000	5-4	0	0	0	0	0	0	0	0	.000	0	0	0	0	.000	0	0	0-0	0	2	0	1.000	
Totals	.313	10	284	65	89	11	1	13	61	141	.496	30	4	58	1	.384	2	1	20-23	199	56	13	.951	
Opponents	.258	10	256	44	66	9	2	9	35	106	.414	37	4	84	1	.358	2	4	6-11	195	69	14	.950	

LOB - Team (63), Opp (62). DPs turned - Team (3), Opp (1).

(All games Sorted by Earned run avg)

Player	era	w-l	app	gs	cg	sho	sv	ip	h	r	er	bb	so	2b	3b	hr	b/avg	wp	hp	bk	sfa	sha
33 Kaylee Hewitt	2.62	3-0	5	4	2	0/0	0	21.1	18	13	8	22	19	3	0	1	.237	6	1	0	0	1
3 Keely Rochard	3.73	4-3	8	6	5	0/0	1	45.0	48	31	24	15	65	6	2	8	.267	3	3	0	2	3
Totals	3.38	7-3	10	10	7	0/0	1	66.1	66	44	32	37	84	9	2	9	.258	9	4	0	2	4
Opponents	5.06	3-7	10	10	2	0/0	1	65.0	89	65	47	30	58	11	1	13	.313	11	4	0	2	1

Player	c	po	a	e	fld%	dp	sba	csb	sba%	pb	ci
2 Jayme Bailey	36	34	2	0	1.000	2	0	0	---	0	0
12 Ashley Whitley	15	14	1	0	1.000	0	2	0	1.000	0	0
9 Al Velazquez	8	8	0	0	1.000	0	0	0	---	0	0
3 Keely Rochard	3	1	2	0	1.000	0	3	1	.750	0	0
33 Kaylee Hewitt	2	0	2	0	1.000	0	3	4	.429	0	0
18 Mackenzie Lawter	66	59	6	1	.985	0	4	5	.444	1	0
32 Grayson Cruce	17	16	0	1	.941	0	0	0	---	0	0
10 Olivia Lattin	30	18	10	2	.933	2	0	0	---	0	0
21 Kelsey Brown	15	13	1	1	.933	0	0	0	---	0	0
4 Darby Trull	15	13	1	1	.933	0	0	0	---	0	0
8 Kelsey Bennett	31	14	14	3	.903	1	0	0	---	0	0
29 Maddi Banks	23	7	13	3	.870	2	0	0	---	0	0
14 Ansley Whitley	7	2	4	1	.857	0	0	0	---	0	0
27 Rebecca Ludwig	0	0	0	0	.000	0	0	0	---	0	0
25 Georgia Blair	0	0	0	0	.000	0	0	0	---	0	0
19 Maddie Rountree	0	0	0	0	.000	0	0	0	---	0	0
13 Kate Kobayashi	0	0	0	0	.000	0	0	0	---	0	0
28 Grace Chavez	0	0	0	0	.000	0	0	0	---	0	0
16 Meredith Slaw	0	0	0	0	.000	0	0	0	---	0	0
Totals	268	199	56	13	.951	3	6	5	.545	1	0
Opponents	278	195	69	14	.950	1	20	3	.870	5	0

Hitting minimums - 10 Games 5% of Games 20 AB 20 TPA
Pitching minimums - 1 Games





2
Jayme BAILEY
U | 5-5 | So.
Scott Depot, W.Va.
JAY-me



3
Keely ROCHARD
P | 5-8 | Jr.
Williamsburg, Va.
KEY-lee row-SHARD



4
Darby TRULL
OF | 5-3 | Jr.
Fort Mill, S.C.



7
Keara NAPOLI
P | 5-6 | Jr.
Alpharetta, Ga.
KEER-uh



8
Kelsey BENNETT
IF | 5-5 | So.
Jefferson, Ga.



9
Al VELAZQUEZ
OF | 5-5 | Jr.
Aurora, Colo.
Vuh-LAZ-kez



10
Olivia LATTIN
2B | 5-6 | r-Sr.
Kingston, N.Y.



11
Cana DAVIS
OF | 5-9 | Jr.
Harrisonburg, Va.
KAY-nuh



12
Ashley WHITLEY
U | 6-1 | Fr.
Buena Vista, Ga.



13
Kate KOBAYASHI
OF | 5-5 | Fr.
Kansas City, Mo.
Kob-ugh-YASH-ee



14
Ansley WHITLEY
U | 6-1 | Fr.
Buena Vista, Ga.



15
Emma YATES
C | 5-6 | Fr.
Fairfax Station, Va.



16
Meredith SLAW
IF | 5-11 | So.
Warsaw, Va.



17
Molly JACOBSON
P | 6-0 | Fr.
Waukee, Iowa



18
Mackenzie LAWTER
C | 5-5 | Jr.
South Boston, Va.



19
Maddie ROUNTREE
IF | 5-11 | Fr.
Smithfield, Va.



21
Kelsey BROWN
OF | 5-6 | So.
Haymarket, Va.



25
Georgia BLAIR
IF | 5-4 | Fr.
Douglasville, Ga.



27
Rebecca LUDOWIG
IF | 5-10 | Fr.
Ashburn, Va.
LUD-oh-wig



28
Grace CHAVEZ
C | 5-9 | So.
Las Vegas, Nev.
SHAW-vez



29
Maddi BANKS
U | 5-6 | So.
Bettendorf, Iowa



31
Kayleigh ADDINGTON
C | 5-7 | Jr.
Lexington, Va.



32
Grayson CRUCE
IF | 5-4 | Fr.
Loganville, Ga.



33
Kaylee HEWITT
P | 6-2 | Fr.
Murfreesboro, Tenn.



Pete D'AMOUR
Head Coach
Second Season
Duh-More



Kirin KUMAR
Assistant Coach
Second Season
Kier-in



Doug GILLIS
Assistant Coach
Second Season



Andrew STOVER
Volunteer Assistant
First Season



Sami FAGAN
Graduate Assistant
Second Season



Caitlyn NOLAN
Student Assistant
First Season

