

VIRGINIA TECH WOMEN'S BASKETBALL

VIRGINIA TECH (6-0,1-0) Dec. 17 • 6 PM • ACCN • Purcell Pavilion • Notre Dame, Ind. NOTRE DAME (2-3,0-1)

GAME SEVEN

KENNY BROOKS

Alma Mater: James Madison (1999)
Record at VT: 92-49 (5th Season)
Career Record: 429-171 (19th Season)
Record vs. Notre Dame at VT: 1-3



NIELE IVEY

Alma Mater: Notre Dame (2000)
Record at Notre Dame: 2-3 (First Season)
Career Record: 2-3 (First Season)
Record vs. VT at Notre Dame: 0-0

STAT COMPARISON

	<u>VT</u>	<u>ND</u>
Points per game	83.8	74.2
Scoring margin	24.5	0.2
FG%	.489	.473
3-PT FG%	.424	.354
FT%	.684	.708
Rebounds per game	45.5	33.6
Rebound margin	12.5	-1.4
Assists per game	17.8	15.8
Turnovers per game	16.7	15.2
Turnover margin	-3.7	0.8
Assist/Turnover ratio	1.1	1.0
Steals per game	4.0	7.8
Blocks per game	5.8	3.4

KEY SCORING STATS ON THE HOKIES

- Under Kenny Brooks, the Hokies are averaging 72.14 points per game in his five seasons at the helm.
- In 2019-20 Tech scored 70 or more 15 times and went 13-2 in those contests.

The Hokies' record by scoring total under Brooks:

Scores 49 or less	0-2
Scores 50-59	4-16
Scores 60-69	21-18
Scores 70-79	29-12
Scores 80-89	25-1
Scores 90-99	11-0
Scores 100+	1-0

COACH BROOKS QUICK OFF THE MARK

- Brooks' career record in the month of December is 84-30 (.736)
- In the 18 seasons of head coaching that he has completed, Brooks' teams have been unbeaten in December three times, including twice with the Hokies, in 2016 and 2018.
- Brooks entered the season 142-50 (.740) before the New Year.

KITLEY ONE OF TOP CENTERS IN AMERICA

- Sophomore Elizabeth Kitley, the reigning ACC Freshman of the Year was tabbed as a candidate for the Lisa Leslie award honoring the nation's top center.

CONFERENCE SLATE INCLUDES 20 GAMES

- The ACC added two games to the slate to bring the total of conference matchups to 20.
- Tech begins with Pitt, then has an open date before competing each Thursday and Sunday throughout February.

VIRGINIA TECH & NOTRE DAME

- Virginia Tech and Notre Dame have met 13 times previously with the Hokies winning twice, including last season, representing the first Virginia Tech women's basketball victory at Notre Dame.
- In the last matchup, the Hokies beat Notre Dame 68-62 at Purcell Pavilion on February 20, 2020.
- Since reuniting in the ACC, the former Big East foes have met seven, with the Hokies' lone victory coming last season.

KITLEY HAS TREMENDOUS START

- The national leader in double-doubles, Kitley has averaged 18.2 points and 12.7 rebounds through six contests, where she has registered double figures scoring each contest.
- She has also been efficient, shooting 65% from the field. Against Appalachian State she scored a career-high 30 points and tied a Cassell Coliseum record with 14 FGs.

TOP MARKSWOMEN IN AMERICA

- The Hokies entered the week fourth nationally in 3's made (70) the most in the country for a team playing six or less games.
- G Aisha Sheppard is tied with Clemson guard Kendall Spray for second nationally with 25 triples each. Sheppard has the most by a player to feature in six or fewer contests.
- The team's 42.4% mark from beyond the arc leads the conference and is second amongst Power Five teams, trailing only Maryland's 47.9% mark.

UNDEFEATED IN THE NON-CON

- Tech rolled through the abbreviated non-conference portion of the schedule averaging 83.0 points while averaging just 57.0.
- The Hokies also extended their winning streak at Cassell against non-con opposition to 60 games, which dates all the way back to 2014.

THE TWO TOWERS

- Tech boasts the only front court in the ACC with two players, F Asiah Jones (2.17) and Kitley (2.33) inside the top seven in blocks per game.
- They average 29.4 ppg and 19.2 rebounds

PICKED IN THE TOP HALF OF THE CONFERENCE

- Both the league's head coaches and the Blue Ribbon Panel of media members chose the Hokies to finish seventh in the 15-team conference. This comes after an 11-6 mark in the league a season ago that saw Tech pick up the five seed at the conference tournament in March.
- The Hokies have made a habit of finishing higher than expected, after being chosen 10th before the T-4 finish in 2019-20.
- Under Coach Brooks, the Hokies are 1-3 in ACC openers, with the lone victory coming in his initial season 2016-17.

SERIES HISTORY

Games Played	13
Series	VT trails 2-11
Series Began	1/3/2001
Home	1-4
Away	1-6
Neutral	0-1
Current Streak	VT - one win
Under Brooks	1-3
Last Meeting	VT 68-62 in South Bend, Ind. (2/20/2020)

BROADCAST INFORMATION

- Television** ACC Network
- Play-by-Play** Jenn Hildreth
- Analyst** Rebecca Lobo
- Local Radio** . Virginia Tech Sports Properties
- Play-by-Play** Bryant Johnson
- Flagship** 100.7 FM
- Digital** Hokie Sports & TuneIn (VT feed; free on downloaded apps)

SOCIAL MEDIA: #HOKIES

Twitter/Instagram @HokiesWBB

STRATEGIC COMMUNICATIONS

Media Contact Carter Brown (cart315@vt.edu)

2020-21 VIRGINIA TECH SINGLE GAME SUPERLATIVES

Points	Elizabeth Kitley	30, vs. App State (12/4/20)
Rebounds	Elizabeth Kitley	17, (twice)
Assists	Aisha Sheppard	6, (twice)
	Da'Ja Green	6, vs. Liberty (11/28/20)
	Elizabeth Kitley	6, vs. Pitt (12/10/20)
Blocks	Asiah Jones	5, vs. App State (12/4/20)
	Elizabeth Kitley	5, vs. App State (12/4/20)
Steals	Aisha Sheppard	3, (twice)
FG Attempts	Aisha Sheppard	20, vs. Liberty (11/28/20)
FGs	Elizabeth Kitley	14, vs. App State (12/4/20)
3FG Attempts	Aisha Sheppard	16, vs. Liberty (11/28/20)
3FGs	Cayla King	7, vs. Pitt (12/10/20)
FT Attempts	Elizabeth Kitley	10, vs. Gardner-Webb (12/6/20)
	Cayla King	10, vs. Pitt (12/10/20)
FTs	Cayla King	8, vs. Pitt (12/10/20)
Minutes	Cayla King	37, vs. Pitt (12/10/20)

OVERALL: 6-0**ACC: 1-0****HOME: 6-0****AWAY: 0-0****NEUTRAL: 0-0****HEAD COACH KENNY BROOKS SUPERLATIVES**

SITUATION	2020-21	At Tech
Scores 49 or less	0-0	0-2
Scores 50-59	0-0	4-16
Scores 60-69	0-0	21-18
Scores 70-79	1-0	30-12
Scores 80-89	4-0	25-1
Scores 90-99	1-0	11-0
Scores 100+	0-0	1-0
At home	6-0	61-17
On the road	0-0	21-25
Leading at halftime	4-0	69-12
In games decided by <5 points	0-0	11-14
In games decided by 6-10 points	0-0	22-16
In games decided by 11-15 pts	1-0	14-4
In games decided by 16-20 pts	1-0	11-7
In games decided by 21+ points	4-0	34-8
In day games	4-0	45-29
In night games (tip after 5 p.m.)	2-0	46-20

INSIDE THE SERIES: VIRGINIA TECH VS. NOTRE DAME

- Virginia Tech and Notre Dame have met 13 times previously with the Hokies winning twice, including last season, representing the first Virginia Tech women's basketball victory at Notre Dame.
- In the last matchup, the Hokies beat Notre Dame 68-62 at Purcell Pavilion on February 20, 2020.
- Since reuniting in the ACC, the former Big East foes have met seven, with the Hokies' lone victory coming last season.

Games Played - in the series: 13**First Meeting: Jan. 3, 2001****Overall Record: 2-11 Home: 1-4****Away: 1-6 Neutral: 0-1****LAST 5 MEETINGS (TECH IS 1-4)**

Date	Ranked VT/Opp	Location	Score
Thurs., Feb. 20, 2020	NR/NR	Notre Dame, Ind.	W, 68-62
Wed., Jan. 16, 2019	NR/NR	Blacksburg, Va.	L, 51-80
Thurs., Feb. 22, 2018	NR/5	Notre Dame, Ind.	L, 59-89
Thurs., Feb. 2, 2017	NR/7	Blacksburg, Va.	L, 59-76
Sun., Jan. 24, 2016	NR/3	Notre Dame, Ind.	L, 41-80

ALL MEETINGS

	<u>Tech</u>	<u>Notre Dame</u>
Total Points (Average)	694 (53)	919 (71)
Most Points Scored	68 (220)	89 (2017)
Fewest Points Scored	40 (2003)	50 (2002)
Largest Margin of Victory	6 (2020)	39 (2015)
Smallest Margin of Victory	3 (2002)	7 (2001)

CONNECTIONS: VIRGINIA TECH - NOTRE DAME

- Notre Dame guard Dara Mabrey played the first two years of her college career for the Hokies. She ranks seventh in Virginia Tech history in 3's made with 155 and was an All-ACC Freshman Team member in 2019 and a two-time All-Academic Team selection.

2020-21 SCHEDULE**NOVEMBER (2-0)**

Nov. 25	RICHMOND	W, 85-64	ACCNX
Nov. 28	LIBERTY	W, 81-66	ACCNX

DECEMBER (4-0)

Dec. 1	GEORGE WASHINGTON	W, 92-57	ACCNX
Dec. 4	APPALACHIAN STATE	W, 84-59	ACCN
Dec. 6	GARDNER-WEBB	W, 73-39	ACCNX
Dec. 10	PITT*	W, 88-71	ACCNX
Dec. 17	at Notre Dame*	6 PM	ACCN
Dec. 20	VIRGINIA*	12 PM	ACCN

JANUARY (0-0)

Jan. 3	at Duke*	2 PM	ACCNX
Jan. 7	NC STATE*	8:30 PM	RSN
Jan. 10	at Georgia Tech*	2 PM	ACCNX
Jan. 14	at North Carolina*	6 PM	ACCNX
Jan. 17	WAKE FOREST*	4 PM	ACCN
Jan. 21	NOTRE DAME*	7 PM	RSN
Jan. 24	at NC State*	4 PM	ACCN
Jan. 28	LOUISVILLE*	6 PM	ACCN
Jan. 31	NORTH CAROLINA*	2 PM	ACCNX

FEBRUARY (0-0)

Feb. 4	at Pitt*	7 PM	RSN
Feb. 7	FLORIDA STATE*	TBA	ESPNU
Feb. 11	at Miami*	6 PM	ACCN
Feb. 14	at Boston College*	2 PM	ACCNX
Feb. 18	DUKE*	6 PM	ACCNX
Feb. 21	SYRACUSE*	12 PM	RSN
Feb. 25	at Clemson*	6 PM	ACCN
Feb. 28	at Virginia*	1 PM	ACCNX

HOME GAMES IN BOLD CAPS

ACC contests designated with*

WHAT'S INSIDE

- Page 3 - Last time vs. Opp & Quick Facts
- Page 4 - Active Starts Chart
- Page 5 - ACC standings & AP Poll
- Page 6 - Head Coach Kenny Brooks
- Page 8 - Virginia Tech roster & TV/Radio Chart
- Page 10 - 2019-20 Season Statistics
- Page 12 - Player pages

QUICK FACTS

Location: Blacksburg, Va.
 Founded: 1872
 Enrollment: 34,000+
 President: Dr. Tim Sands
 Director of Athletics: Whit Babcock
 Nickname: Hokies
 Colors: Chicago Maroon & Burnt Orange
 Venue: Cassell Coliseum
 Head Coach: Kenny Brooks – 5th season
 2019-20 Record: 21-9

WBB HISTORY

All-Time Tech Record (1976- ; 44 seasons)

Overall	714-595
Conference	239-304
Home	432-201
On the road	204-311
Neutral sites	79-82
Overtime games	22-25
When ranked	58-34
Opponent ranked	29-148
Both teams ranked	2-12
VT ranked higher	58-34
Opponent ranked higher	27-132

	<u>Tech</u>	<u>Opp.</u>
Total points scored (Avg.)	90,047 (66)	84,253 (64)
Most Points Scored	117 (1986)	108 (1977)
Fewest Points Scored	26 (2012)	12 (2014)
Largest Margin of Victory	67 (2017)	60 (1977)
Smallest Margin of Victory	1 (2017)	1 (2018)

TECH IN OVERTIME (23-25)

Last 10 overtime games (3-7)

<u>Date</u>	<u>Opp.</u>	<u>Tech</u>	<u>Opp</u>	<u>Result</u>	<u>In</u>
2/13/19	Ga. Tech	64	61	W	OT
1/12/19	at Duke	67	72	L	OT
1/20/19	at NC State	61	70	L	OT
1/6/19	Syracuse	73	75	L	OT
12/18/16	at Auburn	92	87	W	OT
2/21/16	at Miami	56	67	L	OT
2/9/14	NC State	71	72	L	OT
2/2/14	BC Eagles	70	63	W	OT
2/3/12	Clemson	51	55	L	OT
12/16/11	Charlotte	65	71	L	OT

*underlined games represent the Kenny Brooks era (2-3 in overtime games)



LAST MEETING (2020)

VIRGINIA TECH 68

NOTRE DAME 62

PURCELL PAVILION • SOUTH BEND, IND. • FEB. 20, 2020 • ATT: 7,401

The Virginia Tech women's basketball team secured a 68-62 victory at Purcell Pavilion – the program's first, behind another stellar performance from freshman Elizabeth Kitley who recorded a double-double with 19 points and 10 rebounds Thursday night.

With the win, Virginia Tech moves to 20-6 (10-5) ahead of Sunday's Senior Day clash with rival Virginia.

Kitley, the reigning ACC Freshman of the Week took over the game down the stretch receiving the ball in the post, often into a double team and turning her shoulder to elevate to the rim. She also stepped outside and knocked down several jumpers.

Her eight blocks were one shy of tying the school record.

Taja Cole, the ACC's leader in assists had 11 in the game, part of a complete game -eight points, 11 assists, four rebounds and five steals.

Tech built a 22-point lead early in the fourth, before Notre Dame found their touch beyond the arc with Sam Brunelle who knocked down six triples in the game. She led the Irish with a game-high 20 points, but Notre Dame couldn't get closer than five points late in the game, as they fell to 10-17 (5-10).

Dara Mabrey was the other Hokie in double figures with 11 in the game and Trinity Baptiste added nine off of the bench.

INSIDE THE BOX SCORE

The Hokies held an edge on the boards 43-37.

Tech assisted on 20 of 26 field goals in the game, led by Taja Cole's 11 helpers.

Virginia Tech got to the free throw line more than the Irish did, taking 16 while Notre Dame had 12 attempts. The Hokies converted 17 Irish turnovers into 19 points.

GAME NOTES

Tech used the same starting lineup for the 19th straight game – Cole, Mabrey, Sheppard, Rivers and Kitley. Freshman center Elizabeth Kitley registered her fifth double-double of the season in the game and fourth in ACC play with 19 points and 10 rebounds. She also recorded eight blocks against the Irish.

WITH THE WIN:

Coach Brooks registers his 15th consecutive 20-win season. He has reached that plateau in each of his first four seasons at Virginia Tech.

Virginia Tech's four-year 20-win streak is the longest since a six-season streak from 1997-98 to 2002-03.

Virginia Tech (20-6,10-5 ACC) -vs- Notre Dame (10-17,5-10 ACC) 02/20/20 at Purcell Pavilion at the Joyce Center, Notre Dame, IN

Date: 02/20/20	Score By Period	1	2	3	4	Total
Time: 9:00 pm	Virginia Tech	20	16	17	15	68
Attendance: 7401	Notre Dame	10	14	10	28	62
Site: Purcell Pavilion at the Joyce Center, Notre Dame, IN						
Referee: Katie Lukanich, Rod Creech, Eric Brewton						

Virginia Tech 68

#	Player	GS	MIN	FG	3PT	FT	ORB-DRB	REB	PF	A	TO	BLK	STL	PTS
33	Kitley,Elizabeth	*	33	8-14	0-0	3-4	0-10	10	2	4	3	8	1	19
04	Mabrey,Dara	*	40	4-11	2-8	1-2	0-5	5	0	2	3	0	3	11
05	Cole,Taja	*	36	4-11	0-3	0-0	0-4	4	4	11	4	0	5	8
21	Rivers,Lydia	*	21	4-6	0-0	0-1	6-2	8	2	0	2	0	0	8
02	Sheppard,Aisha	*	39	1-9	1-8	3-3	0-5	5	2	2	0	1	2	6
00	Baptiste,Trinity		19	3-7	1-1	2-2	2-3	5	1	1	3	0	1	9
40	Obouh Fegue,Alex		7	2-4	0-0	1-2	2-1	3	0	0	0	0	0	5
22	King,Cayla		5	0-0	0-0	2-2	2-0	2	1	0	3	0	1	2
TM	TEAM		0	0-0	0-0	0-0	1-0	1	0	0	0	0	0	0
Totals			200	26-62	4-20	12-16	13-30	43	12	20	18	9	13	68

Team Summary	FG	3PT	FT
1st Quarter	9-18 50.00%	1-5 20.00%	1-2 50.00%
2nd Quarter	4-17 23.53%	1-7 14.29%	7-7 100.00%
3rd Quarter	7-12 58.33%	1-4 25.00%	2-3 66.67%
4th Quarter	6-15 40.00%	1-4 25.00%	2-4 50.00%
Total	26-62 41.9%	4-20 20.0%	12-16 75.0%

Technical Fouls: none	Second Chance Points: 7	Scores Tied: 0 times(s)	Points in the Paint: 30	Fast Break Points: 4
Lead Changed: 2 times(s)	Points off Turnovers: 19	Bench Points: 16	Largest Lead: 0 0	

Notre Dame 62

#	Player	GS	MIN	FG	3PT	FT	ORB-DRB	REB	PF	A	TO	BLK	STL	PTS
33	Brunelle,Sam	*	36	7-12	6-10	0-0	0-1	1	2	1	2	1	3	20
24	Walker,Destinee	*	40	8-22	0-5	3-4	4-3	7	4	2	3	0	1	19
10	Gilbert,Katlyn	*	29	2-16	0-1	2-2	2-6	8	4	4	3	1	3	6
13	Smieszek,Marta	*	39	1-3	0-0	3-4	0-4	4	3	8	5	0	3	5
30	Vaughn,Mikayla	*	21	1-6	0-0	1-2	3-3	6	1	0	4	0	1	3
22	Cosgrove,Danielle		17	3-5	1-3	0-0	1-1	2	1	0	0	0	0	7
02	Cole,Kaitlin		18	1-2	0-0	0-0	3-3	6	1	0	0	0	1	2
TM	TEAM		0	0-0	0-0	0-0	0-3	3	0	0	0	0	0	0
Totals			200	23-66	7-19	9-12	13-24	37	16	15	17	2	12	62

Team Summary	FG	3PT	FT
1st Quarter	4-17 23.53%	2-5 40.00%	0-0 0.00%
2nd Quarter	4-14 28.57%	0-3 0.00%	6-7 85.71%
3rd Quarter	4-16 25.00%	2-5 40.00%	0-0 0.00%
4th Quarter	11-19 57.89%	3-6 50.00%	3-5 60.00%
Total	23-66 34.8%	7-19 36.8%	9-12 75.0%

Technical Fouls: none	Second Chance Points: 10	Scores Tied: 0 times(s)	Points in the Paint: 26	Fast Break Points: 7
Lead Changed: 2 times(s)	Points off Turnovers: 15	Bench Points: 9	Largest Lead: 0 0	

INTERNATIONAL FLAVOR IN A SMALL TOWN

- Tech's roster features a few well-traveled student-athletes, with three international athletes.
- Sophomore G/F Makayla Ennis comes from Canada, r-Sr. C Alex Obouh-Fegue is a native of Chateauroux, France near Paris and Fr. G Georgia Amoore is from down under, in Ballarat, Australia.

60 STRAIGHT WINS AT CASSELL COLISEUM

- The Hokies have won 60 straight home game against non-conference opposition which includes the Big Ten/ACC Challenge and postseason contests. Kenny Brooks owns a 44-game streak since taking over the program in 2016-17.
- Tech's last home loss to a non-conference foe came on December 4, 2014 against Northwestern.
- The 2020-21 season will begin with four home games against non-conference opposition before the Hokies begin ACC play on December 10 vs. Pitt.

HOKIES DOMINATING NON-CONFERENCE SLATES

- Since his arrival in 2016, Kenny Brooks has owned the non-conference portion of the season. In two of his four seasons he has led the Hokies to perfect records heading into ACC play.
- Including the postseason, the Hokies are 62-10 under Brooks in the non-conference.
- Brooks is 11-4 against schools from the other Power Five conferences during his tenure in Blacksburg and is 4-0 in the Big Ten/ACC Challenge.

BIG TEN/ACC CHALLENGE CANCELLED

- The Big Ten/ACC Challenge has been cancelled for women's basketball in 2020.
- The Hokies have been highly successful in the competition, winning five straight with an average margin of victory of 18 points - thanks in part to a 47-point destruction of Illinois in 2017.
- Tech has defeated Penn State (2015), Nebraska (2016), Illinois (2017), Rutgers (2018) and Purdue (2019) in consecutive seasons.
- Overall, the Hokies are 7-6 in the competition.

THE ULTIMATE GOAL: RETURN TO 'THE BIG DANCE'

- Tech has not heard its name called in 14 years to the top tournament in college basketball, despite a stellar season a year ago, where the Hokies were in position to compete during March Madness.

VIRGINIA TECH'S NCAA HISTORY

<u>YEAR</u>	<u>SEED</u>
1994	8 seed
1995	8 seed
1998	11 seed
1999	4 seed (reach Sweet 16)
2001	7 seed
2003	7 seed
2004	8 seed
2005	12 seed
2006	7 seed

- All-time, the Hokies are 8-9 in the NCAA tournament and have advanced to the second round of the competition seven times.

ONE OF THE BEST IN THE BUSINESS

- Kenny Brooks has been a head coach for 18 seasons and in 15 of those, each of the last 15, he has won 20 or more contests. That stretch makes him the only head coach in the ACC with such an active streak.
- In Blacksburg, his win totals have been 20, 23, 22 and 21 last season which did not feature a postseason competition due to COVID-19.

ACTIVE STARTS CHART

	<u>20-21</u>	<u>Streak</u>	<u>VT Career</u>
Georgia Amoore	6	6	6
Azana Baines	0	0	0
Chloe Brooks	0	0	0
Shelby Calhoun	0	0	0
Nevaeh Dean	0	0	0
Makayla Ennis	0	0	0
Taylor Geiman	0	0	0
Da'Ja Green	0	0	0
D'asia Gregg	0	0	0
Asiah Jones	6	6	6
Cayla King	6	6	6
Shamarla King	0	0	0
Elizabeth Kitley	6	36	36
Alex Obouh Fegue	0	0	0
Aisha Sheppard	6	46	57

LONGEST ACTIVE STREAKS

- Sheppard - 46
- Kitley - 36

CAREER 3-POINT FG MADE

<u>Player</u>	<u>FG Made</u>	<u>Years</u>
1. Vanessa Panousis	269	2013-17
2. Aisha Sheppard	243	2017-pres
3. Carrie Mason	200	2002-06
4. Lindsay Biggs	188	2006-10
5. Kendyl Brooks	160	2016-20

ALL-TIME LEADING SCORERS

<u>Player</u>	<u>Points</u>	<u>Years</u>
20. Aisha Sheppard	1,110	2017-pres

RECORD BY CONFERENCE

<u>Conference</u>	<u>Record</u>
Atlantic Coast	1-0
Atlantic 10 (Richmond, GW)	2-0
Atlantic Sun (Liberty)	1-0
Sun Belt (Appalachian State)	1-0
Big South (Gardner-Webb)	1-0

SHEPPARD'S SHOOTING STREAK

- Senior guard Aisha Sheppard holds the program record with 35 consecutive games with a 3-point FG. The streak began on Feb. 28, 2019 and went through Feb. 27, 2020 a stretch of 364 days.
- The Hokies owned a record of 26-9 during that span.

ACC STANDINGS *12.14.20

	Conf.	Overall
Georgia Tech	2-0	4-1
NC State	1-0	6-0
Virginia Tech	1-0	6-0
Louisville	1-0	5-0
Syracuse	1-0	4-0
Florida State	1-0	2-0
Wake Forest	1-0	4-1
Clemson	1-1	6-1
Pitt	1-1	3-2
North Carolina	0-1	5-1
Duke	0-1	3-1
Miami	0-1	3-1
Notre Dame	0-1	2-3
Boston College	0-2	4-2
Virginia	0-2	0-5

AP POLL *12.14.20

	Record	Trend
1. Stanford (26)	4-0	-
2. Louisville (1)	5-0	-
3. Connecticut (1)	1-0	-
4. NC State (2)	6-0	-
5. South Carolina	4-1	-
6. Arizona	4-0	-
7. Oregon	5-0	+1
8. Baylor	3-1	-
9. Kentucky	6-0	-
10. Texas A&M	6-0	-
11. UCLA	4-1	-
12. Arkansas	7-1	+1
13. Mississippi State	2-1	-1
14. Maryland	3-1	-
15. Indiana	2-1	-
16. Northwestern	1-0	+1
17. Ohio State	4-0	+1
18. Syracuse	4-0	+2
19. Michigan	5-0	-
20. Missouri State	3-1	+1
21. Oregon State	3-2	-6
22. Texas	4-1	+1
23. South Florida	3-1	+3
24. DePaul	2-2	-
25. Gonzaga	3-2	-

Receiving Votes: Wake Forest 23, Michigan State 15, Iowa State 15, **Virginia Tech 13**, Georgia 12, West Virginia 5, North Carolina 5, South Dakota State 4, Utah 3, Arizona State 3, Villanova 2, Boston College 2, Florida State 2, Iowa 1, Rutgers 1

REPEAT 20-WIN CLUB MEMBERS

- The Hokies have won 20 or more games in each of head coach Kenny Brooks' four seasons at the helm in Blacksburg.
- A fifth consecutive 20-win campaign would mark the first such streak since the program enjoyed seven straight under Bonnie Hendrickson between 1998-2004.

KITLEY IN A CLASS OF HER OWN IN THE ACC

- The 2020 ACC Freshman of the Year had a monster debut season, scoring 27 points in her first game and earning Freshman of the Week honors on three separate occasions.
- Kitley tallied six double-doubles, all in Hokie victories.
- The center averaged 12.5 points and 7.5 rebounds per contest, one of just three freshman in the nation to do so while recording 63 blocks.

FRESHMAN AVG. 12 POINTS, 7.5 REB & RECORDING 63 BLOCKS IN 2019-20

Player	PTS	REB	BLK
1. Ayoka Lee, Kansas State	15.7	11.4	91
2. Aliyah Boston, South Carolina	12.5	9.4	86
3. Liz Kitley, Virginia Tech	12.5	7.5	63

SPECIALTY STATS FOR LIZ KITLEY AND THE HOKIES

Situation	W-L
Scores 20+	4-1
10+ Rebounds	13-0
Double-Double	12-0
Shoots 10+ FGs	11-5
Shoots 5+ FTs	9-4

AISHA SHEPPARD'S SENIOR SEASON AWAITS

- A First Team All-ACC selection in 2020, senior guard Aisha Sheppard returns to the floor after leading the Hokies at 14.8 points per game and she became the 28th woman in program history to eclipse 1,000 career points.
- The sharpshooter ranks second all-time in 3-point field goals and enters the season 50 behind the career mark of Vanessa Panousis' 269 triples.

SPECIALTY STATS ON AISHA SHEPPARD AND THE HOKIES

Situation	W-L
Scores 20+	3-3
Scores 5+ 3-pt FG	7-3
Shoots 15+ FGs	12-6
Shoots 5+ FT	8-0

DYNAMIC DUO: SHEPPARD AND KITLEY

- Tech's two leading scorers from a season ago, Aisha Sheppard (14.8) and Elizabeth Kitley (12.5) represent the second-best scoring duo (27.3 ppg.) to return to the ACC in 2020-21. Only Notre Dame's combo of Walker and Brunelle (28.4 ppg.) eclipses the Hokies' mark.
- The Hokies are one of only three ACC schools to return their two highest scorers from a season ago, with the others being Syracuse (Lewis and Engstler 26.6 ppg) and the Fighting Irish.
- Through the first two weeks of the season, Sheppard and Kitley are averaging 36.8 points per game, the second-best duo in the league behind Wake Forest's Gina Conti and Ivana Raca (38.0).

HOKIES ADD HEIGHT TO THE ROSTER

- This season's squad has nine players listed at 6 feet tall or above up led by the 6-foot-5 Elizabeth Kitley. That total is up from seven a season ago.
- Only Virginia has more 6-footers listed amongst ACC schools with 11. NC State also lists nine players at 6 feet tall or above.

NEW FACES IN THE LOCKER ROOM

- The Hokies' coaching staff has two new additions this season in Christal Caldwell and Lindsey Hicks. Caldwell made the move to Blacksburg from her alma mater West Virginia while Caldwell spent last season as the associate head coach of the Louisiana Tech Lady Techsters.
- In addition, the Hokies' roster features a plethora of newcomers, seven.
- The Hokies once again took advantage of the graduate transfer rule as well as the transfer portal welcoming Da'Ja Green from Wofford, D'asia Gregg from Gulf Coast State and Azana Baines from Duke.

- Tech has four true freshmen; G Shelby Calhoun, G, Shemarla King, F Nevaeh Dean and G Georgia Amooe. Amooe, an Australia native enrolled in January of 2020 and practiced with the team, but did not play in any games to preserve her eligibility. A 5-foot-5 guard from Ballarat, she is one of the top prospects in her country and has competed in youth international tournaments and has helped the Aussies win gold at the U-18 FIBA 3x3's and U-16 Asia Cup.


BEGINNING A NEW JOURNEY

- Following a sensational 2019-20 season that saw the Hokies go 21-9 and in position for their first NCAA invite in 14 seasons, before the COVID-19 pandemic forced the premature close of the season, Virginia Tech is ready to hit the floor again in a competitive setting.

Kenny Brooks

HEAD COACH - 5TH SEASON

 @CoachBrooksVT



- He was named CAA Coach of the Year for a fourth time in 2015-16, while his student-athletes also garnered CAA Player and Rookie of the Year honors.
- Under Brooks, JMU tallied six CAA Players of the Year, three Rookies of the Year and two Defensive Players of the Year. The Duke also recorded 31 All-CAA selection, 11 Defensive Team and 10 All-Rookie Team selections during his tenure.
- The Waynesboro, Virginia native has coached four WNBA Draft picks; Tamera Young, Lauren Okafor and Jazmon Gwathmey from JMU and Regan Magarity from Tech (2019).
- BA 1992 graduate of JMU, Brooks played for three seasons under legendary coach Lefty Driessel and made two NIT appearances while earning a degree in business management. He began his coaching career as a part-time assistant for the 1993-94 JMU men's squad that won the CAA Tournament and advanced to the NCAA Tournament.
- After four seasons as an assistant for the men's program at VMI (1994-98), he moved back to his alma mater as a men's assistant from 1998-2002. He was named interim women's head coach on Dec. 6, 2002 before taking over those duties on a full-time basis on March 21, 2003.

THE BROOKS FILE

Coaching Experience: 24rd season/5th at Virginia Tech
Head Coach: 19th season, 5th at Virginia Tech
Record at Tech: 92-49
Record at JMU: 337-122
Overall Record: 429-171
Hometown: Waynesboro, Virginia
High School: Waynesboro (1987)
College: James Madison (1992)
Playing Exp: James Madison (1988-92)

COACHING HISTORY

Year	School	Position
2016-pres	Virginia Tech	Head Coach
2003-16	James Madison	Head Coach
2002-03	James Madison	Interim Head Coach
1998-02	James Madison	Assistant Coach
1994-98	VMI	Men's Assistant Coach

POSTSEASON EXPERIENCE

2019	WNIT Rd. of 16	Virginia Tech
2018	WNIT Finals	Virginia Tech
2017	WNIT Rd. of 16	Virginia Tech
2016	NCAA First Rd.	James Madison
2015	NCAA First Rd.	James Madison
2014	NCAA 2nd Rd.	James Madison
2013	WNIT Qtrs	James Madison
2012	WNIT Finals	James Madison
2011	NCAA First Rd.	James Madison
2010	NCAA First Rd.	James Madison
2009	WNIT 2nd Rd.	James Madison
2008	WNIT 3rd Rd.	James Madison
2007	NCAA First Rd.	James Madison
2006	WNIT First Rd.	James Madison

Brooks has guided his squads to the postseason in each of the last 14 seasons and has amassed 20 or more wins each time.

MOST COACHING WINS AT VT

- THROUGH FIRST FOUR SEASONS

Coach	Wins	Seasons
1. Bonnie Hendrickson	92	1997-01
2. Kenny Brooks	87	2016-20
3. Beth Dunkenberger	67	2004-08
4. Carol Alfano	55	1978-82
5. Dennis Wolff	43	2011-15

BROOKS' PUPILS GOING PRO

- Throughout his career, Brooks has sent several players to play in the professional ranks. Among those are Meredith Alexis, Tamera Young, Dawn Evans, Lauren Jimenez, Jasmine Gill, Lauren Okafor, Kirby Burkholder, Toia Giggetts and Jazmon Gwathmey from JMU.
- Since moving to Blacksburg, Brooks has helped Vanessa Panousis, Sidney Cook, Sami Hill, Regan Magarity, Taylor Emery, Taja Cole and Lydia Rivers find professional basketball success.

MR. DECEMBER

- Brooks' career record in the month of December is 84-30 (.736)
- In the 17 seasons of head coaching that he has completed, Brooks' teams have been unbeaten in December three times, including twice with the Hokies, in 2016 and 2018.
- Brooks entered the season 142-50 (.740) before the New Year.

- Kenny Brooks was named the seventh head women's basketball coach at Virginia Tech on March 28, 2016. He enters his fifth season at the helm of the Hokies' program heading into the 2020-21 season.

- Since Brooks' arrival in Blacksburg, the Hokies have enjoyed four consecutive 20-plus win seasons, all culminating with tournament runs in March. He had the Hokies in position to make the program's first NCAA Tournament appearance since 2006 in 2020, before COVID-19 led to the cancellation of the event. The Hokies made a WNIT Championship game appearance in 2018 and made it to the WNIT's Sweet Sixteen in 2017 and 2019.

- The Hokies set numerous program records in 2019-20, most notably winning 11 ACC games for the first time and earning the five seed at the conference's tournament.

- To begin his tenure, Brooks and the Hokies reeled off 15 straight wins to open the 2016-17 season, Tech's strongest start to a season in 18 years. Behind that strong start, Tech climbed to as high as No. 15 in the AP Poll.

- Brooks has ushered in a new era of uptempo basketball at Virginia Tech, as his Hokies have reset the program scoring record twice and surpassed the mark for 3-pointers made.

- During his time in Blacksburg, Brooks has recruited and developed All-ACC performer Taylor Emery, who set the single season scoring record in 2017-18 at 667 points. She also scored the most field goals in a single campaign with 236. She became the fastest player to 1,000 points (55 games) and was the first Hokie to earn first team All-ACC honors when she did so in 2019.

- Four Hokies have reached 1,000 points since Brooks joined Tech including All-ACC performers Emery, Regan Magarity and senior guard Aisha Sheppard.

- Magarity graduated in 2019 with her name imprinted all throughout the record book, with over 1,600 points and an ACC record 1,299 rebounds.

- Brooks joined the Hokies after an impressive 14-seasons at his alma mater, James Madison. He compiled a record of 337-122 (.756) making him the winningest coach in JMU program history. He guided the Dukes to 11 consecutive postseason appearances that included six NCAA bids and five trips to the WNIT.

- Over an 11-year stretch (2005-16), Brooks' squads never won fewer than 24 games, averaging 26.3 wins per year. The Dukes won three consecutive CAA championships under Brooks' tutelage (2014-16) and captured a total of five conference titles.

- During those final three seasons in Harrisonburg, Brooks and the Dukes compiled an impressive 60-3 record in conference play.



COMMONWEALTH COMPETITION

- Since taking over in 2016, Kenny Brooks has faced eight different programs from Virginia and owns a 11-7 record against those teams.
- In total games played in Virginia, he has led the Hokies to a 60-21 (.740) mark.

CONDENSED NON-CON IN 2020

- The Hokies have just four non-conference contests on their schedule in 2020-21, in part due to the expanded 20-game ACC schedule and in part because the start of the season was pushed back three weeks later than usual to November 25.
- After competing against Richmond (11/25), the Hokies are slated to play vs. Liberty (11/28), George Washington (12/1), Appalachian State (12/4) and the Runnin' Bulldogs of Gardner-Webb (12/6) all at Cassell Coliseum.

PUTTING THE PIECES TOGETHER

- Tech's roster only features seven players who had seen minutes in a Hokies uniform prior to the season opener (Sheppard, Kitley, C. King, Geiman, Brooks, Obouh Fegue and Ennis) and just two who had starting experience Sheppard and Kitley.
- The Hokies' bench has averaged 13.6 points per game through the opening week of contests.

GREEN AMONGST D1'S BEST

- G Da'Ja Green ranks 4th amongst active D1 players in career assists with 451.
- She recorded 435 at Wofford in her three seasons there, where she graduated with the third-most in program history.

FAMILY ATMOSPHERE IN BLACKSBURG

- Coach Brooks' second daughter Chloe is a r-So. G on the team. The Hokies are one of at least two programs in D1 in which the head coach has their daughter on the roster in 2020-21 (Southern Utah).

ACTIVE CAREER LEADERS IN 3-POINTERS

Player	TEAM	3FGS
1. Kendall Spray	Clemson	315
2. Katie Benzan	Maryland	306
3. Kendrea Williams	Saint Peter's	261
4. Stephanie Williams	North Carolina	250
5. Savannah Jones	South Alabama	248
6. Aisha Sheppard	Virginia Tech	241
Taylor Robertson	Oklahoma	241
Erin Boley	Oregon	241
9. Kiana Williams	Stanford	234
10. Jayla Thornton	Howard	233

THE HOKIES UNDER BROOKS

	2020-21	at Tech
Home	6-0	61-17
Road.....	0-0	21-25
Neutral	0-0	10-7
In non-conference games	5-0	62-10
In ACC games.....	1-0	28-39
Won opening tip.....	6-0	45-10
Lost opening tip.....	0-0	47-38
After a win.....	5-0	65-26
After a loss.....	0-0	22-23
Longest win streak.....	6	15
Longest losing streak.....	N/A	11
Brooks' Record When ...		
Scores first	6-0	56-24
Opponent scores first.....	0-0	35-24
Leading after the 1st quarter.....	5-0	62-20
Trailing after the 1st quarter.....	1-0	22-27
Tied after the 1st quarter.....	0-0	8-1
Leading at halftime.....	5-0	70-12
Trailing at halftime	1-0	20-32
Tied at halftime	0-0	2-4
Leading after 3rd quarter	5-0	81-7
Trailing after 3rd quarter	0-0	10-36
Tied after 3rd quarter	1-0	2-2
In games decided by <5 points	0-0	11-14
In games decided by 6-10 points.....	0-0	22-16
In games decided by 11-15 points	1-0	14-4
In games decided by 16-20 points	1-0	11-7
In games decided by 21+ points.....	4-0	34-8
In overtime games.....	0-0	2-3
Brooks' Team's High & Low Water Marks ...		
FG made	35	44
FG att.....	67	76
3FG made.....	16	18
3FG att	34	37
FT made	19	31
FT att.....	24	40
Rebounds	58	56
Assists	21	28
Steals.....	6	14
Blocks.....	11	10
Turnovers.....	24	28
Largest halftime lead	22	37
Largest halftime deficit.....	8	27
Most points scored in a half	51	60
Fewest points scored in a half	33	9
Most points scored.....	92	105
Fewest points scored.....	73	27
Opponent most points scored.....	71	107
Opponent fewest points scored.....	39	32
Highest scoring quarter.....	29	39
Lowest scoring quarter.....	9	2
Opponent highest scoring quarter.....	32	32
Opponent lowest scoring quarter	4	4
Brooks' Teams For ...		
vs. ranked opponents.....	0-0	2-21
vs. ranked ACC opponents.....	0-0	1-20
Day Games.....	4-0	45-29
Night Games (5 p.m. tip-off or later) ...	2-0	46-20
Month of November.....	2-0	28-3
Month of December.....	4-0	26-2
Month of January	0-0	11-20
Month of February.....	0-0	14-16
Month of March	0-0	13-8
On Monday.....	0-0	5-0
On Tuesday	1-0	8-0
On Wednesday	1-0	9-3
On Thursday.....	1-0	22-19
On Friday	1-0	12-2
On Saturday	1-0	7-4
On Sunday.....	1-0	29-21
Wearing White	5-0	54-14
Wearing Maroon.....	1-0	14-18
Wearing Orange.....	0-0	16-6
Wearing Black	0-0	7-11

2020 VIRGINIA TECH ROSTERS

No.	Name	Pos.	No.	Name	vl	Pos.	Ht.	Cl.	Hometown	High School/Last School
5	Amoore, Georgia	G	0	Makayla Ennis	1	G/F	6-0	So.	Brampton, Ontario, Canda	Lincoln Prep
15	Baines, Azana	G	2	Aisha Sheppard	3	G	5-9	Sr.	Alexandria, Va.	St. John's (High School)
3	Brooks, Chloe	G	3	Chloe Brooks	1	G	5-10	r-So.	Harrisonburg, Va.	Spotswood
12	Calhoun, Shelby	G	5	Georgia Amoore	-	G	5-5	So.	Ballarat, Victoria, Australia	Loretto College Ballarat
31	Dean, Nevaeh	G	10	Da'Ja Green	-	G	5-6	r-Sr.	Ellenwood, Ga.	Morrow (Wofford)
0	Ennis, Makayla	G/F	11	D'asia Gregg	-	F	6-2	Jr.	Florence, S.C.	Wilson (GT/Gulf Coast State)
35	Geiman, Taylor	G/F	12	Shelby Calhoun	-	G	5-11	Fr.	Louisville, Ky.	Christian Academy of Louisville
10	Green, Da'Ja	G	15	Azana Baines	-	G	6-1	So.	Blackwood, N.J.	Gloucester Catholic (Duke)
11	Gregg, D'asia	F	21	Shamarla King	-	G	6-0	Fr.	Hartford, Ct.	The Watkinson School
23	Jones, Asiah	F	22	Cayla King	1	G	5-11	So.	Greensboro, North Carolina	Northwest Guilford
22	King, Cayla	G	23	Asiah Jones	-	F	6-3	r-Sr.	Sacramento, California	Woodmont/USC
21	King, Shamarla	G	31	Nevaeh Dean	-	F	6-2	Fr.	Hamilton, Ohio	Lakota West
33	Kitley, Elizabeth	C	33	Elizabeth Kitley	1	C	6-5	So.	Summerfield, North Carolina	Northwest Guilford
40	Obouh Fegue, Alex	C	35	Taylor Geiman	1	G/F	6-0	So.	Hannover, Pennsylvania	South Western
2	Sheppard, Aisha	G	40	Alex Obouh Fegue	1	C	6-4	r-Sr.	Chateroux, France	Pierre de Coubertin (Calais)

PRONUNCIATIONS

MAKAYLA Ennis Muh-kayla	D'ASIA Gregg Dee-Asia	Taylor GEIMAN Guy-man
AISHA Sheppard Asia	AZANA Baines Uh-zohn-uh	Alex OBOUH FEGUE Oboe Feh-gee
Georgia AMOORE Aye-more	ASIAH Jones Asia	
DA'JA Green Day-shuh	NEVEAH Dean Nuh-vey-uh	

WHERE WE COME FROM

VIRGINIA 2 (Brooks, Sheppard)	CONNECTICUT 1 (S. King)	OHIO 1 (Dean)
NORTH CAROLINA 2 (C. King, Kitley)	FRANCE 1 (Obouh Fegue)	PENNSYLVANIA 1 (Geiman)
AUSTRALIA 1 (Amoore)	GEORGIA 1 (Green)	SOUTH CAROLINA 1 (Gregg)
CALIFORNIA 1 (Jones)	KENTUCKY 1 (Calhoun)	
CANADA 1 (Ennis)	NEW JERSEY 1 (Baines)	

HOKIES BY CLASS

FRESHMEN (4)	SOPHOMORES (6)	JUNIORS (1)	SENIORS (4)
Shelby Calhoun	Chloe Brooks	D'asia Gregg	Asiah Jones
Shamarla King	Elizabeth Kitley		Da'Ja Green
Nevaeh Dean	Taylor Geiman		Alex Obouh Fegue
Georgia Amoore	Cayla King		Aisha Sheppard
	Makayla Ennis		
	Azana Baines		



KENNY BROOKS
Head Coach
(5th season)




SHAWN POPPIE
Associate Head Coach
(5th season)



CHRISTALL CALDWELL
Assistant Coach
(1st season)



LINDSEY HICKS
Assistant Coach
(1st season)



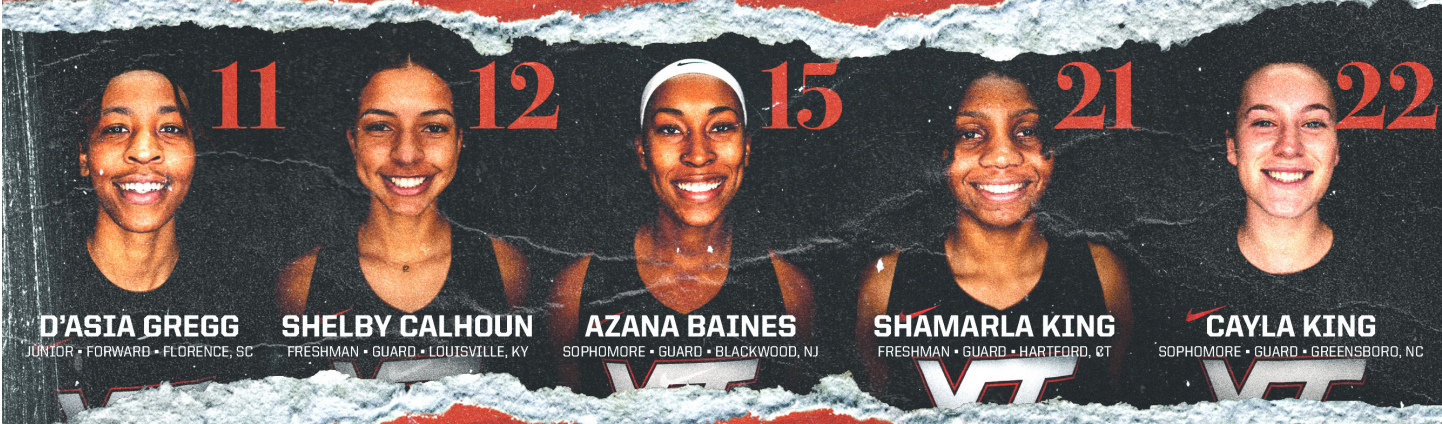
MAKAYLA ENNIS
SOPHOMORE • GUARD • CANADA

ATISHA SHEPPARD
SENIOR • GUARD • ALEXANDRIA, VA

CHLOE BROOKS
R-SOPHOMORE • GUARD • HARRISONBURG, VA

GEORGIA AMOORE
FRESHMAN • GUARD • AUSTRALIA

DA'JA GREEN
SENIOR • GUARD • ELLENWOOD, GA



D'ASIA GREGG
JUNIOR • FORWARD • FLORENCE, SC

SHELBY CALHOUN
FRESHMAN • GUARD • LOUISVILLE, KY

AZANA BAINES
SOPHOMORE • GUARD • BLACKWOOD, NJ

SHAMARLA KING
FRESHMAN • GUARD • HARTFORD, CT

CAYLA KING
SOPHOMORE • GUARD • GREENSBORO, NC



ASIAH JONES
R-SENIOR • FORWARD • SACRAMENTO, CA

NEVAEH DEAN
FRESHMAN • FORWARD • HAMILTON, OH

ELIZABETH KITLEY
SOPHOMORE • CENTER • SUMMERFIELD, NC

TAYLOR GEIMAN
SOPHOMORE • GUARD • HANOVER, PA

ALEX OBOUH FEGUE
SENIOR • CENTER • FRANCE

2020 VIRGINIA TECH 2021 **WOMEN'S BASKETBALL** **VT**
LET'S GO HOKIES

**2020-2021 Virginia Tech Women's Basketball
Overall Statistics (as of Dec 10, 2020)**
Overall Record: 6-0 Conf: 1-0 Home: 6-0 Away: 0-0 Neutral: 0-0

#	Player	GP-GS	MIN	AVG	FG		3PT		FT		Rebounds				PF	DQ	A	TO	BLK	STL	PTS	AVG
					FG-FGA	FG%	3FG-FGA	3FG%	FT-FTA	FT%	OFF	DEF	TOT	AVG								
33	Kitley, Elizabeth	6-6	178	29.7	40-62	.645	1-2	.500	28-39	.718	12	64	76	12.7	10	0	17	20	14	1	109	18.2
02	Sheppard, Aisha	6-6	186	31.0	34-78	.436	25-57	.439	14-16	.875	0	13	13	2.2	11	0	18	13	1	8	107	17.8
05	Amoore, Georgia	6-6	134	22.3	28-52	.538	15-26	.577	5-9	.556	0	13	13	2.2	18	1	21	17	2	0	76	12.7
22	King, Cayla	6-6	156	26.0	20-39	.513	19-38	.500	9-12	.750	4	19	23	3.8	15	0	11	4	1	2	68	11.3
23	Jones, Asiah	6-6	134	22.3	30-57	.526	0-3	.000	7-11	.636	12	27	39	6.5	15	1	6	15	13	2	67	11.2
10	Green, Da'Ja	6-0	135	22.5	13-22	.591	6-9	.667	0-0	.000	3	13	16	2.7	8	0	21	11	0	3	32	5.3
40	Oboh Fegue, Alex	5-0	44	8.8	9-19	.474	0-0	.000	1-2	.500	9	15	24	4.8	6	0	0	7	1	3	19	3.8
00	Ennis, Makayla	6-0	64	10.7	5-12	.417	3-5	.600	0-0	.000	7	11	18	3.0	5	0	0	1	0	2	13	2.2
35	Geiman, Taylor	6-0	93	15.5	3-17	.176	1-15	.067	0-2	.000	4	9	13	2.2	8	0	9	6	1	1	7	1.2
12	Calhoun, Shelby	4-0	21	5.3	1-5	.200	0-0	.000	1-4	.250	2	2	4	1.0	4	0	0	1	0	2	3	0.8
11	Gregg, D'asia	4-0	22	5.5	1-9	.111	0-6	.000	0-0	.000	4	3	7	1.8	1	0	0	1	0	0	2	0.5
03	Brooks, Chloe	5-0	33	6.6	0-4	.000	0-4	.000	0-0	.000	1	3	4	0.8	4	0	4	2	2	0	0	0.0
Total		6	1200	200.0	184-376	.489	70-165	.424	65-95	.684	70	203	273	45.5	105	2	107	100	35	24	503	83.83
Opponents			1200	200.0	135-392	.344	33-120	.275	53-96	.552	69	129	198	33.0	103	3	57	78	16	49	356	59.33

Team Statistics	Hokies	OPP
SCORING	503	356
Points Per Game	83.8	59.3
Scoring Margin	24.5	-
FIELD GOALS-ATT	184-376	135-392
Field Goal Pct	.489	.344
3 POINT FG-ATT	70-165	33-120
3PT FG Pct	.424	.275
3PT Made Per Game	11.7	5.5
FREE THROWS-ATT	65-95	53-96
FT Pct	.684	.552
FT Made Per Game	10.8	8.8
REBOUNDS	273	198
Rebounds Per Game	45.5	33.0
Rebounds Margin	12.5	-
ASSISTS	107	57
Assists Per Game	17.8	9.5
TURNOVERS	100	78
Turnovers Per Game	16.7	13.0
Turnovers Margin	-3.7	-
Assist/Turnover Ratio	1.1	0.7
STEALS	24	49
Steals Per Game	4.0	8.2
BLOCKS	35	16
Blocks Per Game	5.8	2.7
ATTENDANCE	1,500	0
Dates/Avg Per Date	6-250	0-0
Neutral Site #/Avg	-	0-0

Conf	Date	Opponent	W/L	Score	Att.
	11/25/20	RICHMOND	W	85-64	250
	11/28/20	LIBERTY	W	81-66	250
	12/01/20	GEORGE WASHINGTON	W	92-57	250
	12/04/20	APPALACHIAN ST.	W	84-59	250
	12/06/20	GARDNER-WEBB	W	73-39	250
*	12/10/20	PITTSBURGH	W	88-71	250

* = Conference game

Score by Periods	1st	2nd	3rd	4th	Total
Virginia Tech	147	120	130	106	503
Opponents	98	84	78	96	356

**2020-2021 Virginia Tech Women's Basketball
Overall Statistics (as of Dec 10, 2020)**

Conference Games Only

Conf: 1-0 Home: 1-0 Away: 0-0 Neutral: 0-0

#	Player	GP-GS	MIN	AVG	FG		3PT		FT		Rebounds				PF	DQ	A	TO	BLK	STL	PTS	AVG
					FG-FGA	FG%	3FG-FGA	3FG%	FT-FTA	FT%	OFF	DEF	TOT	AVG								
22	King, Cayla	1-1	37	37.0	7-12	.583	7-12	.583	8-10	.800	1	5	6	6.0	2	0	1	0	0	0	29	29.0
02	Sheppard, Aisha	1-1	33	33.0	5-12	.417	3-8	.375	4-4	1.000	0	0	0	0.0	1	0	0	3	0	3	17	17.0
33	Kitley, Elizabeth	1-1	38	38.0	5-12	.417	0-0	.000	5-8	.625	4	5	9	9.0	1	0	6	4	3	0	15	15.0
05	Amoore, Georgia	1-1	22	22.0	4-9	.444	3-5	.600	2-2	1.000	0	3	3	3.0	3	0	5	2	0	0	13	13.0
23	Jones, Asiah	1-1	23	23.0	3-10	.300	0-0	.000	0-0	.000	4	1	5	5.0	4	0	0	1	0	1	6	6.0
10	Green, Da'Ja	1-0	18	18.0	2-3	.667	1-2	.500	0-0	.000	1	2	3	3.0	3	0	5	1	0	0	5	5.0
35	Geiman, Taylor	1-0	10	10.0	1-4	.250	1-4	.250	0-0	.000	1	1	2	2.0	0	0	2	1	0	0	3	3.0
00	Ennis, Makayla	1-0	19	19.0	0-1	.000	0-0	.000	0-0	.000	3	3	6	6.0	2	0	0	0	0	0	0	0.0
Total		1	200	200.0	27-63	.429	15-31	.484	19-24	.792	16	21	37	37.0	16	0	19	12	3	4	88	88.00
Opponents			200	200.0	27-61	.443	9-16	.563	8-11	.727	12	19	31	31.0	22	1	12	16	3	6	71	71.00

Team Statistics	Hokies	OPP	Date	Opponent	W/L	Score	Att.
SCORING	88	71	12/10/20	PITTSBURGH	W	88-71	250
Points Per Game	88.0	71.0					
Scoring Margin	17.0	-					
FIELD GOALS-ATT	27-63	27-61					
Field Goal Pct	.429	.443					
3 POINT FG-ATT	15-31	9-16					
3PT FG Pct	.484	.563					
3PT Made Per Game	15.0	9.0					
FREE THROWS-ATT	19-24	8-11					
FT Pct	.792	.727					
FT Made Per Game	19.0	8.0					
REBOUNDS	37	31					
Rebounds Per Game	37.0	31.0					
Rebounds Margin	6.0	-					
ASSISTS	19	12					
Assists Per Game	19.0	12.0					
TURNOVERS	12	16					
Turnovers Per Game	12.0	16.0					
Turnovers Margin	4.0	-					
Assist/Turnover Ratio	1.6	0.8					
STEALS	4	6					
Steals Per Game	4.0	6.0					
BLOCKS	3	3					
Blocks Per Game	3.0	3.0					
ATTENDANCE	250	0					
Dates-Avg Per Date	1-250	0-0					
Neutral Site #-Avg	-	0-0					

Score by Periods	1st	2nd	3rd	4th	Total
Virginia Tech	25	15	23	25	88
Opponents	32	16	15	8	71

0 MAKAYLA ENNIS

▪ G/F | 6-0 | Fr.
Brampton, Ontario, Canada (Lincoln Prep)



SEASON HIGHS (2020-21)

Points 6, vs. George Washington, 12/1/20
Minutes 19, vs. Pitt, 12/10/20
FG Made 2, vs. George Washington, 12/1/20
FG Attempts 4, vs. Gardner-Webb, 12/6/20
3-pt FG Made 2, vs. George Washington, 12/1/20
3-pt FG Attempts 3, vs. George Washington, 12/1/20
FT Made -
FT Attempts -
Rebounds 6, 2x, vs. Pitt, 12/10/20
Assists -
Blocks -
Steals -

CAREER HIGHS

Points 6, vs. George Washington, 12/1/20
Minutes 19, vs. Pitt, 12/10/20
FG Made 2, 4x, vs. George Washington, 12/1/20
FG Attempts 4, 2x, vs. Gardner-Webb, 12/6/20
3-pt FG Made 2, vs. George Washington, 12/1/20
3-pt FG Attempts 3, vs. George Washington, 12/1/20
FT Made 2, vs. Davidson, 11/24/19
FT Attempts 2, 2x last at Florida State, 12/29/19
Rebounds 6, 2x, vs. Pitt, 12/10/20
Assists 1, 4x last vs. Virginia, 2/23/19
Blocks 3, vs. Davidson, 11/24/19
Steals 2, vs. Maryland Eastern Shore, 11/19/19

Year	GP	GS	Min	Avg	Total			3-Point		F-Throw			Rebounds				Avg	Ast	Avg.	TO	Stl	Blk	Pts	Avg
					FG	FGA	Pct	FG	FGA	Pct	FT	FTA	Pct	Off	Def	Tot								
2019-20	15	0	87	5.8	6	14	.429	1	7	.143	3	4	.750	7	10	17	1.1	4	.3	2	4	3	16	1.1
2020-21	6	0	64	10.6	5	12	.417	3	5	.600	0	0	.000	7	11	18	3.0	0	0	1	2	0	13	2.2
TOTAL	21	0	151	7.1	11	26	.423	4	12	.333	3	4	.750	14	21	35	1.7	4	0.2	3	6	3	29	1.4

NOTES ON MAKAYLA ENNIS

2020-21 (SOPHOMORE)

•Scored a career-high six points vs. George Washington, hitting two 3-pointers.

2019-20 (FRESHMAN)

- Played in 15 contests, coming off of the bench each time.
- Averaged 1.1 points and 1.1 rebounds, scoring a career-best four points on three separate occasions.
- Played for a season-high 15 minutes in the Hokies' victory over Davidson.

HIGH SCHOOL

- Rated a 4-star recruit according to Prospect Nation. She was the OSBA League MVP and First Team All-Stars in 2017 and 2018.
- Also named TRC Academy MVP in 2018 and is a two-time Biosteel All-Canadian selection.
- Won a silver medal at the FIBA Americas U-16 and was also a member of the Canadian U-17 National Team in 2018.
- Earned OSBA Second Team All-Star accolades her senior season.

MAJOR OF STUDY

•Creative writing

2 AISHA SHEPPARD

▪ G | 5-9 | Sr.
Alexandria, Virginia (St. John's)



SEASON HIGHS (2019-20)

Points	22, vs. George Washington, 12/1/20
Minutes	36, vs. Liberty, 11/28/20
FG Made	7, vs. George Washington, 12/1/20
FG Attempts	21, vs. Liberty, 11/28/20
3-pt FG Made	5, 3x vs. Gardner-Webb, 12/6/20
3-pt FG Attempts	16, vs. Liberty, 11/28/20
FT Made	4, vs. Pitt, 12/10/20
FT Attempts	4, 3x, vs. Pitt, 12/10/20
Rebounds	3, vs. George Washington, 12/1/20
Assists	6, vs. Liberty, 11/28/20
Blocks	1, vs. Richmond, 11/25/20
Steals	3, 2x, vs. Pitt, 12/10/20

CAREER HIGHS

Points	32 vs. Virginia, 2/23/20
Minutes	42, 2x last vs. Georgia Tech, 2/13/20
FG Made	10, 2x last vs. Virginia, 2/23/20
FG Attempts	22, vs. Virginia, 2/23/20
3-pt FG Made	8, 2x last vs. Virginia, 2/23/20
3-pt FG Attempts	16, vs. Liberty, 11/28/20
FT Made	9, vs. Liberty, 11/15/19
FT Attempts	10, vs. Liberty, 11/15/19
Rebounds	7, 2x last vs. Belmont, 11/30/19
Assists	6, 2x last vs. Liberty, 11/28/20
Blocks	3, at Monmouth, 12/12/17
Steals	3, 9x last vs. Pitt, 12/10/20

Year	GP	GS	Min	Avg	Total			3-Point		F-Throw			Rebounds				Avg	Ast	Avg.	TO	Stl	Blk	Pts	Avg
					FG	FGA	Pct	FG	FGA	Pct	FT	FTA	Pct	Off	Def	Tot								
2017-18	37	10	743	20.1	103	265	.389	76	203	.374	26	35	.743	7	54	61	1.6	46	1.2	64	30	16	308	8.3
2018-19	34	11	801	23.5	80	211	.379	59	156	.378	33	40	.825	8	58	66	1.9	50	1.5	66	23	9	252	7.4
2019-20	30	30	995	33.1	149	385	.387	84	227	.370	61	79	.772	25	69	94	3.1	47	1.6	72	36	4	443	14.8
2020-21	6	6	186	31.0	34	78	.436	25	57	.439	14	16	.875	0	13	13	2.2	18	3.0	13	8	1	107	17.8
TOTAL	107	57	2725	25.5	366	939	.390	244	643	.379	134	170	.788	40	194	234	2.2	161	1.5	215	97	30	1110	10.4

NOTES ON AISHA SHEPPARD

CAREER HONORS

- First Team All-ACC 2020
- ACC All-Academic
- Ranks second all-time in 3-point FG in school history (219)
- Set the program record with 84 3-point FGs in a single season in 2019-20

2020-21 (SENIOR)

- Named to the Preseason All-ACC Team.

2019-20 (JUNIOR)

- Started all 30 contests and led the Hokies at 14.8 ppg while adding 3.1 rebounds
- Shot 39% from the field and 37% from beyond the arc
- Knocked down eight triples twice, first in a 28-point effort at NC State, then again in a 32-point effort vs. Virginia

2018-19 (SOPHOMORE)

- Started 11 games during the season and appeared off the bench in every other contest
- Scored a season-high 17 points twice, including in the Hokies' upset of No. 13 Miami on Feb. 21
- Knocked down 59 triples to climb to eighth place all-time in program history

2017-18 (FRESHMAN)

- Appeared in all 37 games, making 10 start. She led the team with 76 3's, at the time a freshman record at Virginia Tech
- Tied the program record at the time for most 3's in an ACC contest with seven at eventual national champion Notre Dame. She scored a season-high 21 points in the contest.
- Had 10 points in her first game and scored in double figures 15 times, averaging 8.2 ppg

HIGH SCHOOL

- Rated a 4-star recruit according to Prospect Nation. She was the OSBA League MVP and First Team All-Stars in 2017 and 2018.
- Also named TRC Academy MVP in 2018 and is a two-time Biosteel All-Canadian selection.
- Won a silver medal at the FIBA Americas U-16 and was also a member of the Canadian U-17 National Team in 2018.
- Earned OSBA Second Team All-Star accolades her senior season.

MAJOR OF STUDY

- Owns a degree in broadcast journalism and is enrolled in graduate school studying agricultural and life sciences.

3 CHLOE BROOKS

▪ G | 5-10 | r-So.
Harrisonburg, Virginia (Spotswood)



SEASON HIGHS (2020-21)

Points	-
Minutes	10, vs. Gardner-Webb, 12/6/20
FG Made	-
FG Attempts	2, vs. Richmond, 11/25/20
3-pt FG Made	-
3-pt FG Attempts	2, vs. Richmond, 11/25/20
FT Made	-
FT Attempts	-
Rebounds	3, vs. Gardner-Webb, 12/6/20
Assists	3, vs. Richmond, 11/25/20
Blocks	1, 2x, vs. Gardner-Webb, 12/6/20
Steals	-

CAREER HIGHS

Points	3, vs. Miami, 2/2/20
Minutes	10, vs. Gardner-Webb, 12/6/20
FG Made	1, vs. Miami, 2/2/20
FG Attempts	2, vs. Richmond, 11/25/20
3-pt FG Made	1, vs. Miami, 2/2/20
3-pt FG Attempts	2, vs. Richmond, 11/25/20
FT Made	-
FT Attempts	-
Rebounds	3, vs. Gardner-Webb, 12/6/20
Assists	3, vs. Richmond, 11/25/20
Blocks	1, 2x, vs. Gardner-Webb, 12/6/20
Steals	-

Year	GP	GS	Min	Avg	Total			3-Point		F-Throw			Rebounds				Tot	Avg	Ast	Avg.	TO	Stl	Blk	Pts	Avg
					FG	FGA	Pct	FG	FGA	Pct	FT	FTA	Pct	Off	Def										
2018-19	0	0	0	0	0	0	0	0	0	0	0	0	0	0	0	0	0	0	0	0	0	0	0	0.0	
2019-20	4	0	12	3.0	1	1	1.000	1	1	1.000	0	0	.000	0	1	1	0.3	1	.3	1	0	0	3	0.8	
2020-21	5	0	33	6.6	0	4	.000	0	4	.000	0	0	.000	1	3	4	0.8	4	0.8	2	0	2	0	0.0	
TOTAL	8	0	45	5.6	1	5	.200	1	5	.200	0	0	.000	1	4	5	0.6	5	0.6	3	0	2	3	0.3	

NOTES ON CHLOE BROOKS

2019-20 (R-FRESHMAN)

- Averaged 3.0 minutes in four games played.
- Made her first basket in the Hokies' win over Miami (2/2/20) hitting a 3-pointer in transition.
- Saw her first action as a Hokie at the Coqui Classic vs. Wichita State recording two minutes.

2018-19 (FRESHMAN)

- Redshirted her freshman season due to injury.

HIGH SCHOOL

- A Virginia state champion with Spotswood in 2016.
- Older sister Kendyl played for the Hokies from 2016-20 and ranks fifth all-time in 3-pointers made with 160.
- Father Kenny is the head coach.

MAJOR OF STUDY

- Human development

5 GEORGIA AMOORE

▪ G | 5-5 | Fr.
Ballarat, Victoria, Australia



SEASON HIGHS (2020-21)

Points	19, vs. Richmond, 11/25/20
Minutes	28, vs. Gardner-Webb, 12/6/20
FG Made	7, 2x vs. George Washington, 12/1/20
FG Attempts	13, vs. George Washington, 12/1/20
3-pt FG Made	4, vs. Richmond, 11/25/20
3-pt FG Attempts	7, vs. Richmond, 11/25/20
FT Made	2, vs. Liberty, 11/28/20
FT Attempts	3, vs. Gardner-Webb, 12/6/20
Rebounds	3, 2x, last vs. Pitt, 12/12/20
Assists	5, 2x, last vs. Pitt, 12/12/20
Blocks	1, 2x, vs. Gardner-Webb, 12/6/20
Steals	-

CAREER HIGHS

Points	19, vs. Richmond, 11/25/20
Minutes	28, vs. Gardner-Webb, 12/6/20
FG Made	7, 2x vs. George Washington, 12/1/20
FG Attempts	13, vs. George Washington, 12/1/20
3-pt FG Made	4, vs. Richmond, 11/25/20
3-pt FG Attempts	7, vs. Richmond, 11/25/20
FT Made	2, vs. Liberty, 11/28/20
FT Attempts	3, vs. Gardner-Webb, 12/6/20
Rebounds	3, 2x, last vs. Pitt, 12/12/20
Assists	5, 2x, last vs. Pitt, 12/12/20
Blocks	1, 2x, vs. Gardner-Webb, 12/6/20
Steals	-

Year	GP	GS	Min	Total			3-Point		F-Throw			Rebounds			Avg.	Ast	Avg.	TO	Stl	Blk	Pts	Avg		
				Avg	FG	FGA	Pct	FG	FGA	Pct	FT	FTA	Pct	Off									Def	Tot
2020-21	6	6	134	22.3	28	52	.538	15	26	.577	5	9	.556	0	13	13	2.3	21	3.5	17	0	2	76	12.7
TOTAL	6	6	134	22.3	28	52	.538	15	26	.577	5	9	.556	0	13	13	2.3	21	3.5	17	0	2	76	12.7

NOTES ON GEORGIA AMOORE

2019-20 (FRESHMAN)

•Enrolled at Virginia Tech in January and trained with the team. Did not compete and retained eligibility.

PRIOR TO TECH

- Competed for the Australian National Team at different youth levels, winning a gold medal at the U-16 Asian Cup and a bronze at the U-18 World Cup.
- She played for the Ballarat Rush and earned the Rising Star Award in 2019.

MAJOR OF STUDY

•Communication science and social inquiry.

10 DA'JA GREEN

▪ G | 5-6 | Sr.
Ellenwood, Georgia (Wofford)



SEASON HIGHS (2020-21)

Points	10, vs. Liberty, 11/28/20
Minutes	28, vs. Liberty, 11/28/20
FG Made	4, vs. Liberty, 11/28/20
FG Attempts	7, vs. Liberty, 11/28/20
3-pt FG Made	2, 2x vs. George Washington, 12/1/20
3-pt FG Attempts	3, vs. Liberty, 11/28/20
FT Made	-
FT Attempts	-
Rebounds	3, 3x, vs. George Washington, 12/1/20
Assists	6, vs. Liberty, 11/28/20
Blocks	-
Steals	1, vs. Liberty, 11/28/20

CAREER HIGHS

Points	35, at Samford, 2/1/18
Minutes	45, vs. UNCG, 2/9/18
FG Made	14, at Samford, 2/1/18
FG Attempts	22, vs. UNC Greensboro, 1/25/20
3-pt FG Made	5, last at Furman, 2/29/20
3-pt FG Attempts	10, vs. UNC Greensboro, 1/25/20
FT Made	12, vs. N.C. Central, 11/21/17
FT Attempts	12, vs. N.C. Central, 11/21/17
Rebounds	12, vs. Samford, 2/2/19
Assists	12, last vs. Southern Wesleyan, 1/3/19
Blocks	1, last vs. UNC Greensboro, 1/25/20
Steals	4, vs. ETSU, 3/7/19

Year	GP	GS	Min	Total			3-Point		F-Throw			Rebounds			Avg	Ast	Avg.	TO	Stl	Blk	Pts	Avg		
				Avg	FG	FGA	Pct	FG	FGA	Pct	FT	FTA	Pct	Off									Def	Tot
2020-21	6	0	135	22.5	13	22	.591	6	9	.667	0	0	.000	3	13	16	2.7	21	3.5	11	3	0	32	5.3
TOTAL	6	0	135	22.5	13	22	.591	6	9	.667	0	0	.000	3	13	16	2.7	21	3.5	11	3	0	32	5.3

NOTES ON DA'JA GREEN

CAREER HONORS

- SoCon All-Tournament Second Team 2019
- Second Team All-SoCon 2019 & 2018
- SoCon Player of the Week (2/26/19)
- SoCon All-Freshman Team 2018
- Ranks third all-time at Wofford in assists with 435

2019-20 (JUNIOR AT WOFFORD)

- Averaged 12.7 points, 4.1 rebounds and 4.7 assists.

2018-19 (SOPHOMORE AT WOFFORD)

- Averaged 8.9 points, 4.5 rebounds and 5.4 assists.
- Started all 31 contests, scoring in double figures 15 times and recording four double-doubles.

2017-18 (FRESHMAN AT WOFFORD)

- Averaged 12.7 points, 5.7 rebounds and 5.6 assists.
- Set a school record for minutes played in a season (1,087) and led the team in points and assists.
- Scored in double figures 17 times, including two games of 30+.

HIGH SCHOOL

- Played for four years at Morrow, reaching the playoffs once.
- Was named First Team All-Region, All-County and Southern Crescent.
- Named to honor roll all four years and ranked 13 out of 357 in her class.

MAJOR OF STUDY

- Earned an undergraduate degree in psychology from Wofford and is studying agriculture and life sciences at Tech.

11 D'ASIA GREGG

▪ F | 6-2 | Jr.

Florence, South Carolina (Georgia Tech/Gulf Coast State)



SEASON HIGHS (2020-21)

Points	-
Minutes	5, 2x, vs. George Washington, 12/1/20
FG Made	-
FG Attempts	2, vs. Richmond, 11/25/20
3-pt FG Made	-
3-pt FG Attempts	2, vs. Richmond, 11/25/20
FT Made	-
FT Attempts	-
Rebounds	3, vs. George Washington, 12/1/20
Assists	-
Blocks	-
Steals	-

CAREER HIGHS AT VIRGINIA TECH

Points	-
Minutes	5, 2x, vs. George Washington, 12/1/20
FG Made	-
FG Attempts	2, vs. Richmond, 11/25/20
3-pt FG Made	-
3-pt FG Attempts	2, vs. Richmond, 11/25/20
FT Made	-
FT Attempts	-
Rebounds	3, vs. George Washington, 12/1/20
Assists	-
Blocks	-
Steals	-

Year	GP	GS	Min	Avg	Total			3-Point			F-Throw			Rebounds			Avg	Ast	Avg.	TO	Stl	Blk	Pts	Avg
					FG	FGA	Pct	FG	FGA	Pct	FT	FTA	Pct	Off	Def	Tot								
2020-21	4	0	22	5.5	1	9	.111	0	6	.000	0	0	.000	4	3	7	1.8	0	0.0	1	0	0	2	0.5
TOTAL	4	0	22	5.5	1	9	.111	0	6	.000	0	0	.000	4	3	7	1.8	0	0.0	1	0	0	2	0.5

NOTES ON D'ASIA GREGG

2019-20 (SOPHOMORE AT GULF COAST STATE)

*Averaged 15.3 points and 6.1 rebounds per game. Shot 47% from the field.

2018-19 (FRESHMAN AT GEORGIA TECH)

*Averaged 2.45 points in 22 appearances for the Yellow Jackets.

*Scored a season-high 15 points against GSU.

HIGH SCHOOL

*Attended Wilson High and helped lead them to a S.C. State Finalist Class 4A and Final Four.

*Tabbed First Team All-Conference as a junior and was named All-Area by Florence Morning News in 2016.

*As a lower state finalist in 215-16, she picked up All-Conference honors.

*Was ranked No. 88 by All Star Girls Report, 89 by Prospect Nation and 99 by Collegiate Girls Basketball Report.

MAJOR OF STUDY

*Public health

12 SHELBY CALHOUN

▪ G | 5-11 | Fr.
Louisville, Kentucky (Christian Academy of Louisville)



SEASON HIGHS (2020-21)

Points 2, vs. George Washington, 12/1/20
Minutes 4, vs. Richmond, 11/25/20
FG Made 1, vs. George Washington, 12/1/20
FG Attempts 4, vs. George Washington, 12/1/20
3-pt FG Made -
3-pt FG Attempts -
FT Made 1, vs. Gardner-Webb, 12/6/20
FT Attempts 2, vs. Richmond, 11/25/20
Rebounds 3, vs. Richmond, 11/25/20
Assists -
Blocks -
Steals 1, 2x, 1, vs. Gardner-Webb, 12/6/20

CAREER HIGHS

Points 2, vs. George Washington, 12/1/20
Minutes 4, vs. Richmond, 11/25/20
FG Made 1, vs. George Washington, 12/1/20
FG Attempts 4, vs. George Washington, 12/1/20
3-pt FG Made -
3-pt FG Attempts -
FT Made 1, vs. Gardner-Webb, 12/6/20
FT Attempts 2, vs. Richmond, 11/25/20
Rebounds 3, vs. Richmond, 11/25/20
Assists -
Blocks -
Steals 1, 2x, 1, vs. Gardner-Webb, 12/6/20

Year	GP	GS	Min	Total			3-Point			F-Throw			Rebounds			Avg	Ast	Avg.	TO	Stl	Blk	Pts	Avg	
				Avg	FG	FGA	Pct	FG	FGA	Pct	FT	FTA	Pct	Off	Def									Tot
2020-21	4	0	21	5.2	1	5	.200	0	0	.000	1	4	.250	2	2	4	1.0	0	0.0	1	2	0	3	0.8
TOTAL	4	0	21	5.2	1	5	.200	0	0	.000	1	4	.250	2	2	4	1.0	0	0.0	1	2	0	3	0.8

NOTES ON SHELBY CALHOUN

HIGH SCHOOL

- Calhoun is a guard hailing from Louisville, Kentucky where she is a 2A State Champion (2019), and earned State Tournament MVP honors along the way.
- She was also named the NAAPS Region 4 Kentucky Player of the Year & Defensive Player of the Year in 2018. She has guided her AAU team, Indy Gym Rats, to the 2018 EYBL Final Four and earned a spot on the 2018 EYBL All-Tourney team.
- The versatile guard was an AP second team All-State honoree in 2018.
- Calhoun has earned All-District, All-Region and All-Metro each season in high school at Christian Academy of Louisville. In addition, Calhoun has been an Academic All-State selection three times.
- She posted over 1,800 points and 1,200 rebounds for her career and has also been recognized as honorable mention All-State in 2017 and AP second team All-State in 2018.

MAJOR OF STUDY

- Currently enrolled in university studies.

15 AZANA BAINES

▪ G | 6-0 | So.
Blackwood, New Jersey (Duke)



SEASON HIGHS (2020-21)

Points	-
Minutes	-
FG Made	-
FG Attempts	-
3-pt FG Made	-
3-pt FG Attempts	-
FT Made	-
FT Attempts	-
Rebounds	-
Assists	-
Blocks	-
Steals	-

CAREER HIGHS

Points	15, at Louisville, 1/5/20
Minutes	35, at Louisville, 1/5/20
FG Made	7, at Louisville, 1/5/20
FG Attempts	14, at Louisville, 1/5/20
3-pt FG Made	1, at Miami, 2/9/20
3-pt FG Attempts	4, at Louisville, 1/5/20
FT Made	6, at South Carolina, 12/19/19
FT Attempts	6, at South Carolina, 12/19/19
Rebounds	8, vs. High Point, 11/5/19
Assists	3, at Nebraska, 12/4/19
Blocks	2 vs. North Carolina, 2/6/20
Steals	2, vs. Georgia Tech, 1/26/20

Year	GP	GS	Min	Avg	Total			3-Point		F-Throw			Rebounds			Avg	Ast	Avg.	TO	Stl	Blk	Pts	Avg
					FG	FGA	Pct	FG	FGA	Pct	FT	FTA	Pct	Off	Def								
2020-21	0	0	0	0.0	0	0	.000	0	0	.000	0	0	.000	0	0	0	0.0	0	0.0	0	0	0	0.0
TOTAL	0	0	0	0.0	0	0	.000	0	0	.000	0	0	.000	0	0	0	0.0	0	0.0	0	0	0	0.0

NOTES ON AZANA BAINES

2019-20 (FRESHMAN AT DUKE)

- Started four of 29 contests, averaging 4.8 points and 3.2 rebounds per game.
- She posted five double-digit scoring performances including a career-high 15 points twice and a 12-point effort at sixth-ranked Texas A&M.
- Baines played a season-high 35 minutes at seventh-ranked Louisville.

HIGH SCHOOL

- Had a decorated career with numerous accolades that included; The 2019 Courier Post, Gloucester County Times and Al Carino Basketball Club Player of the Year. She was one of five finalists for the New Jersey State Player of the Year and closed her high school career with 1,751 points averaging 20 points, 9.8 rebounds, 1.4 steals and 3.7 assists as a senior.
- In 2017-18 she was the South Jersey Times Girls Basketball and Courier Post Player of the Year as well as South Jersey MVP in 2017-18.
- Baines earned Second Team All-State in 2018 and led her squad to the Books & Basketball Association Run 4 Roses Platinum Division Championship in 2018, in addition to being selected to the Run 4 Roses U-16 Attitude Division 2018 All-Tournament Team and Most Valuable Player.

MAJOR OF STUDY

- Sociology

21 SHAMARLA KING

▪ G | 6-0 | Fr.
Hartford, Connecticut (The Watkinson School)



SEASON HIGHS (2020-21)

- Points -
- Minutes -
- FG Made -
- FG Attempts -
- 3-pt FG Made -
- 3-pt FG Attempts -
- FT Made -
- FT Attempts -
- Rebounds -
- Assists -
- Blocks -
- Steals -

CAREER HIGHS

- Points -
- Minutes -
- FG Made -
- FG Attempts -
- 3-pt FG Made -
- 3-pt FG Attempts -
- FT Made -
- FT Attempts -
- Rebounds -
- Assists -
- Blocks -
- Steals -

Year	GP	GS	Min	Avg	Total			3-Point		F-Throw			Rebounds			Avg.	Ast	Avg.	TO	Stl	Blk	Pts	Avg
					FG	FGA	Pct	FG	FGA	Pct	FT	FTA	Pct	Off	Def								
2020-21	0	0	0	0.0	0	0	.000	0	0	.000	0	0	.000	0	0	0	0.0	0	0.0	0	0	0	0.0
TOTAL	0	0	0	0.0	0	0	.000	0	0	.000	0	0	.000	0	0	0	0.0	0	0.0	0	0	0	0.0

NOTES ON SHAMARLA KING

HIGH SCHOOL

- Played club ball for CT Heights.
- Won four varsity letters at The Watkinson School and won MVP awards in 2016 & 2017.
- Collected the Coaches Award.

MAJOR OF STUDY

- Enrolled in liberal arts and has not selected a single major of study.

22 CAYLA KING

▪ G | 5-11 | So.
Greensboro, North Carolina (Northwest Guilford)



SEASON HIGHS (2020-21)

Points	29, vs. Pitt, 12/10/20
Minutes	37, vs. Pitt, 12/10/20
FG Made	7, vs. Pitt, 12/10/20
FG Attempts	12, vs. Pitt, 12/10/20
3-pt FG Made	7, vs. Pitt, 12/10/20
3-pt FG Attempts	12, vs. Pitt, 12/10/20
FT Made	8, vs. Pitt, 12/10/20
FT Attempts	10, vs. Pitt, 12/10/20
Rebounds	6, 3x, last vs. Pitt, 12/10/20
Assists	4, vs. George Washington, 12/1/20
Blocks	1, vs. George Washington, 12/1/20
Steals	1, 2x last vs. Liberty, 11/28/20

CAREER HIGHS

Points	29, vs. Pitt, 12/10/20
Minutes	37, vs. Pitt, 12/10/20
FG Made	7, vs. Pitt, 12/10/20
FG Attempts	12, vs. Pitt, 12/10/20
3-pt FG Made	7, vs. Pitt, 12/10/20
3-pt FG Attempts	12, vs. Pitt, 12/10/20
FT Made	8, vs. Pitt, 12/10/20
FT Attempts	10, vs. Pitt, 12/10/20
Rebounds	6, 3x, last vs. Pitt, 12/10/20
Assists	4, vs. George Washington, 12/1/20
Blocks	1, 4x vs. George Washington, 12/1/20
Steals	2, 2x last at Wake Forest, 2/16/20

Year	GP	GS	Min	Avg	Total			3-Point		F-Throw			Rebounds					Avg						
					FG	FGA	Pct	FG	FGA	Pct	FT	FTA	Pct	Off	Def	Tot	Avg		Ast	Avg	TO	Stl	Blk	Pts
2019-20	30	0	413	13.7	28	90	.311	26	80	.325	5	7	.714	21	19	40	1.3	13	0.4	17	9	3	87	2.9
2020-21	6	6	156	26.0	20	39	.513	19	38	.500	9	12	.750	4	19	23	3.8	11	1.8	4	2	1	68	11.3
TOTAL	36	6	569	15.8	48	129	.372	45	118	.381	14	19	.737	25	38	63	1.8	24	0.7	21	11	4	155	4.3

NOTES ON CAYLA KING

2019-20 (FRESHMAN)

- Played in all 30 games averaging 2.9 points and 1.3 rebounds.
- Scored a season-high nine points on 3-for-4 shooting beyond the arc in the win against Rice in the Coqui Classic in Puerto Rico.

HIGH SCHOOL

- Won two state titles in high school with teammate Elizabeth Kitley.
- McDonald's All-American nominee and the North Carolina Basketball Coaches Association Player of the Year.
- Ranked 60th overall in her class by Prospect Nation.

MAJOR OF STUDY

- Human nutrition, foods and exercise

23 ASIAH JONES

▪ F | 6-3 | r-Sr.
Sacramento, California (USC)



SEASON HIGHS (2020-21)

Points 17, vs. Richmond, 11/25/20
Minutes 27, vs. Richmond, 11/25/20
FG Made 8, vs. Richmond, 11/25/20
FG Attempts 14, vs. Richmond, 11/25/20
3-pt FG Made -
3-pt FG Attempts 1, 3x, vs. Gardner-Webb, 12/6/20
FT Made 3, vs. Gardner-Webb, 12/6/20
FT Attempts 2, 2x vs. George Washington, 12/1/20
Rebounds 8, vs. George Washington, 12/1/20
Assists 3, vs. Appalachian State, 12/4/20
Blocks 5, vs. Appalachian State, 12/4/20
Steals 1, 2x, last vs. Pitt, 12/10/20

CAREER HIGHS

Points 17, vs. Richmond, 11/25/20
Minutes 36, vs. Mississippi State, 12/18/16
FG Made 8, vs. Richmond, 11/25/20
FG Attempts 14, vs. Richmond, 11/25/20
3-pt FG Made -
3-pt FG Attempts 1, 3x, vs. Gardner-Webb, 12/6/20
FT Made 3, 2x, vs. Gardner-Webb, 12/6/20
FT Attempts 10, vs. Fresno State, 11/28/18
Rebounds 7, at UCLA, 1/22/17
Assists 3, vs. Appalachian State, 12/4/20
Blocks 8, vs. Mississippi State, 12/18/16
Steals 4, vs. California, 3/2/17

Year	GP	GS	Min	Total			3-Point		F-Throw			Rebounds			Avg	Ast	Avg.	TO	Stl	Blk	Pts	Avg		
				FG	FGA	Pct	FG	FGA	Pct	FT	FTA	Pct	Off	Def									Tot	
2019-20	0	0	0	0.0	0	0	.000	0	0	.000	0	0	.000	0	0	0	0.0	0	0.0	0	0	0	0.0	
2020-21	6	6	134	22.3	30	57	.526	0	3	.000	7	11	.636	12	27	39	6.5	6	1.0	15	2	13	67	11.2
TOTAL	6	6	134	22.3	30	57	.526	0	3	.000	7	11	.636	12	27	39	6.5	6	1.0	15	2	13	67	11.2

NOTES ON ASIAH JONES

2019-20 (R-JUNIOR AT USC)

•Sat out due to NCAA transfer rules.

2018-19 (R-SOPHOMORE AT USC)

•Played in 26 games with four starts.
 •Averaged 4.7 points and 3.2 rebounds.

2017-18 (SOPHOMORE AT USC)

•Reshirted due to injury.

2016-17 (FRESHMAN AT USC)

•Appeared in 29 games, starting seven as a true freshman.
 •Had eight blocks in a contest vs. Mississippi State, the most since Lisa Leslie had eight in 1993 and the third most blocks ever by a Trojan in a single contest.

HIGH SCHOOL

•Three-time All-Region and two-time All-State honoree in Woodmont High in Piedmont, South Carolina.
 •Played in the North Carolina vs. South Carolina All Star Game in 2016.
 •Named the MVP of the County All-Star Game in 2016.
 •Played for the SC 76ers in club ball.

MAJOR OF STUDY

•Human nutrition, foods and exercise

31 NAVAEH DEAN

▪ F | 6-2 | Fr.
Hamilton, Ohio (Lakota West)



SEASON HIGHS (2020-21)

Points -
Minutes -
FG Made -
FG Attempts -
3-pt FG Made -
3-pt FG Attempts -
FT Made -
FT Attempts -
Rebounds -
Assists -
Blocks -
Steals -

CAREER HIGHS

Points -
Minutes -
FG Made -
FG Attempts -
3-pt FG Made -
3-pt FG Attempts -
FT Made -
FT Attempts -
Rebounds -
Assists -
Blocks -
Steals -

Year	GP	GS	Min	Avg	Total			3-Point		F-Throw			Rebounds			Avg.	Ast	Avg.	TO	Stl	Blk	Pts	Avg
					FG	FGA	Pct	FG	FGA	Pct	FT	FTA	Pct	Off	Def								
2020-21	0	0	0	0.0	0	0	.000	0	0	.000	0	0	.000	0	0	0	0.0	0	0.0	0	0	0	0.0
TOTAL	0	0	0	0.0	0	0	.000	0	0	.000	0	0	.000	0	0	0	0.0	0	0.0	0	0	0	0.0

NOTES ON NAVAEH DEAN

HIGH SCHOOL

- Dean is a 6-foot-2 forward from Hamilton, Ohio.
- She has earned four varsity letters at Lakota West High where she has been named first team GMC, honorable mention All-State and first team All-District.
- She competed for Sports City U, which is annually one of the top club teams on the AAU circuit.

MAJOR OF STUDY

- Human nutrition, foods and exercise

33 ELIZABETH KITLEY

▪ C | 6-5 | So.
Summerfield, North Carolina (Northwest Guilford)



SEASON HIGHS (2020-21)

Points	30, vs. Appalachian State, 12/4/20
Minutes	38, vs. Pitt, 12/10/20
FG Made	14, vs. Appalachian State, 12/4/20
FG Attempts	20, vs. Appalachian State, 12/4/20
3-pt FG Made	1, vs. Liberty, 11/28/20
3-pt FG Attempts	1, 2x, vs. Appalachian State, 12/4/20
FT Made	7, vs. Liberty, 11/28/20
FT Attempts	8, vs. Liberty, 11/28/20
Rebounds	17, 2x, vs. Gardner-Webb, 12/6/20
Assists	6, vs. Pitt, 12/10/20
Blocks	5, vs. Appalachian State, 12/4/20
Steals	1, vs. Richmond, 11/25/20

CAREER HIGHS

Points	30, vs. Appalachian State, 12/4/20
Minutes	38, vs. Pitt, 12/10/20
FG Made	14, vs. Appalachian State, 12/4/20
FG Attempts	20, vs. Appalachian State, 12/4/20
3-pt FG Made	1, 2x last vs. Liberty, 11/28/20
3-pt FG Attempts	2, vs. Boston College, 1/23/20
FT Made	6, 2x last vs. Wichita State, 12/21/19
FT Attempts	9, vs. Virginia, 2/23/20
Rebounds	17, vs. Richmond, 11/25/20
Assists	6, vs. Pitt, 12/10/20
Blocks	8, at Notre Dame, 2/20/20
Steals	1, 7x last vs. Richmond, 11/25/20

Year	GP	GS	Min	Avg	Total			3-Point		F-Throw			Rebounds				Avg.	TO	Stl	Blk	Pts	Avg		
					FG	FGA	Pct	FG	FGA	Pct	FT	FTA	Pct	Off	Def	Tot								
2019-20	30	30	802	26.7	154	274	.562	1	5	.250	66	99	.667	64	162	226	7.5	22	0.7	65	6	63	375	12.5
2020-21	6	6	178	29.6	40	62	.645	1	2	.500	28	39	.718	12	64	76	12.7	17	2.8	20	1	14	109	18.2
TOTAL	36	36	980	27.2	194	336	.577	2	7	.286	94	138	.681	76	226	302	8.4	39	1.1	85	7	77	484	13.4

NOTES ON ELIZABETH KITLEY

CAREER HONORS

- 2020 ACC Freshman of the Year
- ACC All-Academic Team 2020
- Three-time ACC Freshman of the Week (11/11/19, 2/17/20, 2/24/20)
- Set the program record with a .573 FG% for an ACC season and 41 blocks

2020-21 (SENIOR)

- Named to the Preseason All-ACC Team.
- A candidate for the Lisa Leslie Award.

2019-20 (FRESHMAN)

- Started all 30 contests and averaged 12.5 points and 7.5 rebounds, shooting 56% from the field.
- She recorded six double-doubles on the season, all Hokie victories.
- Scored a season-high 27 points in her collegiate debut in Tech's blowout victory over Saint Francis.

HIGH SCHOOL

- Kitley is a 5-star rated center, ranked 33rd overall in her class.
- She is a two-time state champion along with teammate Cayla King.
- Named 4A State Tournament MVP and AP 4A All-State in 2017 and 2018.
- Also named to USA Today's First Team NC in 2018 and was a McDonald's All-American nominee, scoring over 1,000 points in high school.
- Participated in the Carolinas Classic where she recorded 13 points and 8 rebounds.
- Member of the National Honor Society and was ranked 18th in her graduating class of 535 students.

35 TAYLOR GEIMAN

▪ G/F | 6-0 | So.
Hanover, Pennsylvania (South Western)



SEASON HIGHS (2020-21)

Points	4, vs. Appalachian State, 12/4/20
Minutes	22, vs. Appalachian State, 12/4/20
FG Made	2, vs. Appalachian State, 12/4/20
FG Attempts	4, 2x, last vs. Pitt, 12/10/20
3-pt FG Made	1, vs. Pitt, 12/10/20
3-pt FG Attempts	4, vs. Pitt, 12/10/20
FT Made	-
FT Attempts	-
Rebounds	4, vs. Appalachian State, 12/4/20
Assists	3, vs. George Washington, 12/1/20
Blocks	1, vs. Appalachian State, 12/4/20
Steals	1, vs. Gardner-Webb, 12/6/20

CAREER HIGHS

Points	11, vs. Wichita State, 12/21/19
Minutes	20, vs. Wichita State, 12/21/19
FG Made	4, vs. Wichita State, 12/21/19
FG Attempts	6, vs. Wichita State, 12/21/19
3-pt FG Made	3, vs. Wichita State, 12/21/19
3-pt FG Attempts	5, vs. Wichita State, 12/21/19
FT Made	3, vs. Belmont, 11/30/19
FT Attempts	3, vs. Belmont, 11/30/19
Rebounds	4, 2x, vs. Appalachian State, 12/4/20
Assists	3, vs. George Washington, 12/1/20
Blocks	1, 3x, vs. Appalachian State, 12/4/20
Steals	2, vs. Wichita State, 12/21/19

Year	GP	GS	Min	Avg	Total			3-Point		F-Throw			Rebounds				Avg	Ast	Avg.	TO	Stl	Blk	Pts	Avg
					FG	FGA	Pct	FG	FGA	Pct	FT	FTA	Pct	Off	Def	Tot								
2019-20	11	0	131	11.9	7	29	.241	6	23	.261	3	4	.750	5	12	17	1.5	6	0.5	10	6	2	23	2.1
2020-21	6	0	93	15.5	3	17	.176	1	15	.067	0	2	.000	4	9	13	2.2	9	1.5	6	1	1	7	1.2
TOTAL	17	0	224	13.1	10	46	.217	7	38	.184	3	6	.500	9	21	30	1.8	15	0.9	16	7	3	30	1.8

NOTES ON TAYLOR GEIMAN

2019-20 (FRESHMAN)

- Played in 11 games before her season was cut short due to injury. Geiman tore her ACL at Duke (1/12/20).
- Averaged 2.1 points and 1.5 rebounds in just under 12 minutes per contest.
- At the Coqui Classic in Puerto Rico, registered season highs in points (11), minutes (20) and FGs (4).

HIGH SCHOOL

- Geiman was the YAIAA Player of the Year in addition to being First Team All-County and Second Team All-State and her team's captain her senior year. She eclipsed the 1,000-point threshold as well.
- Rated a 3-star recruit by ESPN.
- Also played soccer and track. On the soccer field she was a First Team All-County player and named a GameTime PA YAIAA First Team All-Star. In track, she was a silver medalist at the county meet and district qualifier for javelin. She graduated high school with 12 varsity letters.
- Was a member of the National Honor Society, Student Council and was president of the Varsity Club. She was also nominated for the Lewis Atwater Youth Award for outstanding contributions to human relations and was ranked second academically in her class out of 330 students.

MAJOR OF STUDY

- Biomedical engineering

40 ALEX OBOUH FEGUE

▪ C | 6-4 | r-Jr.
Chateroux, France (Eastern Florida State)



SEASON HIGHS (2020-21)

Points	6, vs. Richmond, 11/25/20
Minutes	13, vs. George Washinton, 12/1/20
FG Made	3, vs. Richmond, 11/25/20
FG Attempts	5, 2x, vs. Gardner-Webb, 12/6/20
3-pt FG Made	-
3-pt FG Attempts	-
FT Made	1, vs. Liberty, 11/28/20
FT Attempts	2, vs. Liberty, 11/28/20
Rebounds	8, vs. Gardner-Webb, 12/6/20
Assists	-
Blocks	1, vs. Liberty, 11/28/20
Steals	1, 3x, vs. Gardner-Webb, 12/6/20

CAREER HIGHS AT VIRGINIA TECH

Points	14, vs. Saint Francis, 11/5/19
Minutes	21, vs. Miami, 2/2/20
FG Made	6, vs. Saint Francis, 11/5/19
FG Attempts	10, vs. Saint Francis, 11/5/19
3-pt FG Made	-
3-pt FG Attempts	-
FT Made	2, 3x last vs. MD East. Shore, 11/19/19
FT Attempts	4, vs. Saint Francis, 11/5/19
Rebounds	8, vs. Gardner-Webb, 12/6/20
Assists	2, at North Carolina, 2/9/20
Blocks	3, at North Carolina, 2/9/20
Steals	2, 2x last vs. NC State, 2/6/20

Year	GP	GS	Min	Avg	Total			3-Point		F-Throw			Rebounds				Avg	Ast	Avg.	TO	Stl	Blk	Pts	Avg
					FG	FGA	Pct	FG	FGA	Pct	FT	FTA	Pct	Off	Def	Tot								
2018-19	0	0	0	0.0	0	0	.000	0	0	.000	0	0	.000	0	0	0	0.0	0	0.0	0	0	0	0.0	
2019-20	17	0	142	8.3	27	48	.563	0	0	.000	7	12	.583	10	32	42	2.5	3	0.2	8	5	9	61	3.6
2020-21	5	0	44	8.8	9	19	.474	0	0	.000	1	2	.500	9	15	24	4.8	0	0.0	7	3	1	19	3.8
TOTAL	22	0	186	8.4	36	67	.537	0	0	.000	8	14	.571	19	47	66	3.0	3	0.1	15	8	10	80	36

NOTES ON ALEX OBOUH FEGUE

2019-20 (R-JUNIOR)

- Played in 17 games coming off of the bench
- Averaged 3.6 points and 2.5 rebounds on the season
- Recorded 16 points on 6-of-10 shooting in her first game for Tech in the season-opening victory over Saint Francis.

PRIOR TO TECH

- Played at Eastern Florida State where she earned First Team All-Suncoast Conference honors.
- She was also on the All-State Team, the 2018 All-Tournament Team and was honorable mention All-American.
- Obouh Fegue has represented France as well, helping the 3v3 U-18 team to a second place finish at the European Championships.
- With France, she also helped the U-16 team place fifth at the Euros and earn qualification to the World Championships.

MAJOR OF STUDY

- Sociology

GAME FIVE



GARDNER-WEBB VIRGINIA TECH

39 73

CASSELL COLISEUM • BLACKSBURG, VA • DEC. 6, 2020 • ATTENDANCE: 250
BLACKSBURG – The Virginia Tech women’s basketball team moved to 5-0 with a 73-39 victory over the visiting Gardner-Webb Runnin’ Bulldogs on Carilion Clinic Court at Cassell Coliseum Sunday afternoon behind another double-double from center Elizabeth Kitley and three other starters who scored in double figures.

Tech got out to an 11-2 lead early and had an efficient 46% day shooting from the field that included eight 3-pointers, five coming from senior guard Aisha Sheppard.

Gardner-Webb fell to 0-4 on the season.

The Hokies are 5-0 for the fifth straight season under head coach Kenny Brooks.

GAME NOTES

- Virginia Tech is now 5-0 against the Runnin’ Bulldogs.
•Kenny Brooks’ record moves to 91-49 at Virginia Tech and 428-171 in his career.
•Tech is 8-6 all-time on December 6.
•The win was the Hokies’ 60th straight against non-conference opposition inside Cassell.
•Tech’s starting lineup of Amoore, Sheppard, Cayla King, Jones and Kitley, accounted for 64 points.
•Kitley registered a double-double (17 points, 17 rebounds), her fifth consecutive to open the season

GAME SIX



PITT VIRGINIA TECH

71 88

CASSELL COLISEUM • BLACKSBURG, VA • DEC. 10, 2020 • ATTENDANCE: 250
BLACKSBURG – The Virginia Tech women’s basketball team was down early and trailed by as many as 11, but regrouped at halftime and earned an 88-71 victory over Pitt Thursday night on Carilion Clinic Court at Cassell Coliseum. The win moves the Hokies to 6-0 and 1-0 in the league.

The Hokies were led by 29 points from sophomore Cayla King, who hit seven 3’s, and fellow starters Aisha Sheppard (17), Elizabeth Kitley (15) and Georgia Amoore (13) were also in double figures.

Pitt, who was led by 22 points from Dayshnette Harris fell to 2-2 (0-1) on the season.

The Hokies are now 8-9 all-time in ACC openers and 9-8 in ACC home openers

GAME NOTES

- Virginia Tech is now 11-5 against the Panthers
•Kenny Brooks’ record moves to 92-49 at Virginia Tech and 429-171 in his career.
•Tech is 6-3 all-time on December 10 and 0-0 in conference play on this date.
•Tech’s starting lineup of Amoore, Sheppard, Cayla King, Jones and Kitley, accounted for 80 points, a season best.
•King’s 29 points are a career-best as were her 37 minutes played, seven field goals and eight free throws made. She also registered six rebounds for the second time this season, her highest single game output in that category.

Official Basketball Box Score - Final Gardner-Webb at Virginia Tech
Gardner-Webb - 39 Record: 0-4
NO. Name Min FG M-A 3P M-A FT M-A Rebounds Fouls TP AS TO ST Blocks BS BA +/-
23 Emma Capps 3-18 1-8 1-2 1 3 4 1 1 8 0 1 1 1 1 2 -25
1 K'An' Cain 27-13 2-7 1-3 0-3 0 2 2 1 4 5 0 1 1 0 0 -38
12 Jessyka Williams 16-57 0-5 0-1 2-2 2 1 3 2 2 2 0 2 1 1 0 -23
22 Nia Lee 03-40 0-0 0-0 0-0 0 0 0 4 0 0 0 0 0 0 0 -12
30 Alasia Smith 29-13 1-6 0-1 3-6 4 10 14 3 4 5 1 2 3 0 1 -37
34 Alexis Hueston 14-23 1-6 0-1 0-0 1 0 1 2 1 2 1 1 1 0 0 0 -21
2 Lauren Bevis 28-16 1-11 0-6 0-0 0 0 0 0 1 2 2 0 1 1 0 0 -13
5 Cierra Bell 15-35 4-10 0-0 0-0 2 2 4 1 4 1 8 1 4 4 0 0 0 0
42 Gabrielle Caponegro 14-52 1-3 0-1 0-0 1 0 1 2 0 2 0 0 0 0 0 -44
24 Lyriessa Deans 07-56 0-0 0-0 0-0 0 1 1 1 1 0 0 1 1 0 0 0 0
13 Laura Kozo 07-28 1-4 0-0 0-0 3 3 1 2 0 0 0 0 1 1 1 1
0 Mcahla Funderburk 08-11 1-4 1-4 0-0 0 3 3 2 0 3 0 0 0 0 1 3
31 Emily Gillis 02-23 0-1 0-1 0-0 0 0 0 1 0 0 0 0 0 0 0 -1
Totals 15-75 3-26 6-13 15 25 40 25 16 39 3 13 12 4 5 -34
Technical Fouls: NONE
Shooting By Period
1st FG: 4-22 18.2%
3PT: 1-6 16.7%
FT: 1-4 25%
2nd FG: 4-18 22.2%
3PT: 1-7 14.3%
FT: 4-6 66.7%
3rd FG: 2-19 10.5%
3PT: 0-6 0.0%
FT: 0-1 0%
4th FG: 5-16 31.3%
FT: 1-2 50%
GM FG: 15-75 20.0%
3PT: 3-26 11.5%
FT: 6-13 46.2%
Dead Ball Rebounds: 2 0

Official Basketball Box Score - Final Pitt at Virginia Tech
Pitt - 71 Record: 2-2 (0-1)
NO. Name Min FG M-A 3P M-A FT M-A Rebounds Fouls TP AS TO ST Blocks BS BA +/-
23 Rita Igbokwe 22-43 1-4 0-0 0-0 3 2 5 3 1 2 0 0 2 1 2 -19
1 Dayshnette Harris 32-12 9-20 1-2 3-3 2 3 5 4 7 22 9 7 3 1 0 -5
5 Amber Brown 26-36 2-2 0-0 3-5 1 4 5 1 4 7 1 1 0 0 0 -1
12 Gabbiela Green 31-09 1-5 1-3 0-0 0 1 1 1 1 3 0 1 1 0 0 -8
20 Jayla Everett 31-14 7-19 6-9 1-2 2 0 2 2 2 1 21 0 2 0 0 0 -14
14 Cynthia Ezeja 11-40 1-2 0-0 0-0 2 1 3 5 0 2 0 0 0 0 0 0
2 Liatu King 13-24 2-3 0-0 0-0 2 2 2 3 0 4 0 1 0 0 0 -16
4 Emry Hoyalford 17-38 4-5 1-1 1-1 2 2 4 2 2 10 2 4 0 0 1 -15
31 Destiny Strother 07-47 0-1 0-1 0-0 0 1 1 1 0 0 0 0 0 0 0 -9
13 Tracey Hueston 05-37 0-0 0-0 0-0 0 1 1 0 0 0 0 0 1 0 0 -8
Team 0 2 2 0 0 0 0 0 0 0 0 0 0 0 0
Totals 27-61 9-16 8-11 12 19 31 22 16 71 12 16 6 3 3 -17
Technical Fouls: NONE
Shooting By Period
1st FG: 12-14 85.7%
FT: 3-3 100%
2nd FG: 6-10 60.0%
3PT: 2-3 66.7%
FT: 2-5 40%
3rd FG: 6-21 28.6%
FT: 1-2 50.0%
4th FG: 3-16 18.8%
FT: 1-1 100%
GM FG: 27-61 44.3%
3PT: 9-16 56.3%
FT: 8-11 72.7%
Dead Ball Rebounds: 3 2

Virginia Tech - 88 Record: 6-0 (1-0)
NO. Name Min FG M-A 3P M-A FT M-A Rebounds Fouls TP AS TO ST Blocks BS BA +/-
23 Asiah Jones 23-15 3-10 0-0 0-0 4 1 5 4 1 6 0 1 1 0 1 0
33 Elizabeth Kitley 37-44 5-12 0-0 5-8 4 5 9 1 6 15 6 4 0 3 2 19
2 Aisha Sheppard 32-12 5-12 3-8 4-4 0 0 0 1 4 17 0 3 3 0 0 4
5 Georgia Amoore 21-16 4-9 3-5 2-2 0 3 3 3 3 13 5 2 0 0 0 26
22 Cayla King 35-54 7-12 7-12 8-10 1 5 6 2 4 29 1 0 0 0 0 12
10 Da'Ja Green 18-30 2-3 1-2 0-0 1 2 3 1 5 5 1 0 0 0 0 -1
35 Taylor Geiman 11-05 1-4 1-4 0-0 1 1 2 0 1 3 2 1 0 0 0 2
0 Makayla Ennis 19-04 0-1 0-0 0-0 3 3 6 2 2 0 0 0 0 0 0 23
Team 2 1 3 0 0 0 0 0 0 0 0 0 0 0 0
Totals 27-63 15-31 19-24 16 21 37 16 22 88 19 12 4 3 3 -17
Technical Fouls: NONE
Shooting By Period
1st FG: 8-17 47.1%
3PT: 4-7 57.1%
FT: 5-7 71.4%
2nd FG: 5-18 27.8%
3PT: 4-11 36.4%
FT: 1-3 33.3%
3rd FG: 9-20 45.0%
3PT: 3-7 42.9%
4th FG: 5-8 62.5%
FT: 4-6 66.7%
GM FG: 27-63 42.9%
3PT: 15-31 48.4%
FT: 19-24 79.2%
Dead Ball Rebounds: 4 1

Biggest lead Pitt 11 (2nd 7:02), Hokies 17 (4th 0:18)
Best Scoring Run Pitt 8 (1st 7:06), Hokies 10 (3rd 7:24)
Lead Changes 8
Times Tied 4
Time with Lead Pitt 23:43, Hokies 13:30
Points from Turnovers Pitt 9, Hokies 21
Paint Second Chance Pitt 6, Hokies 25
Fast Breaks Pitt 7, Hokies 2
Bench Hokies 25, Pitt 15, 8