

VT HOKIES

2020-21 Virginia Tech Men's Basketball Game Notes

Game Info

Tuesday, Dec. 15 | 6:30 p.m. ET | Game 6
Cassell Coliseum | Blacksburg, Va.

On the Call

Dave O'Brien (PxP)
Chris Spatola (Analyst)



Schedule

NOVEMBER

25	RADFORD (ACCN)	W, 77-62
28	VS. TEMPLE (ESPNEWS) ¹	CANCELED
29	VS. No. 3/3 VILLANOVA (ESPNU) ¹	W, 81-73 (OT)
29	VS. USF (ESPN2) ¹	W, 76-58

DECEMBER

3	VMI (ACCN)	W, 64-57
8	PENN STATE (ESPNU) ²	L, 75-55
15	No. 24/RV CLEMSON* (ACCN)	6:30 P.M.
19	COPPIN STATE (RSN)	5:30 P.M.
21	LONGWOOD (ACCN)	8 P.M.
29	MIAMI (FLA.)* (ACCN)	6 P.M.

JANUARY

2	AT No. 17/16 VIRGINIA* (ACCN)	4 P.M.
6	AT No. 23/22 LOUISVILLE* (ACCN)	6:30 P.M.
10	NOTRE DAME* (ACCN)	6 P.M.
12	No. 21/23 DUKE* (ESPN/2/U)	7 P.M.
17	AT WAKE FOREST* (ACCN)	6 P.M.
20	BOSTON COLLEGE* (ACCN)	7 P.M.
23	AT [RV/--] SYRACUSE* (RSN)	NOON
27	AT NOTRE DAME* (RSN)	7 P.M.
30	No. 17/16 VIRGINIA* (ACCN)	6 P.M.

FEBRUARY

3	AT PITT* (RSN)	7 P.M.
6	AT MIAMI (FLA.)* (RSN)	NOON
9	No. 15/15 FLORIDA STATE* (ACCN)	8:30 P.M.
13	No. 23/22 LOUISVILLE* (ESPN/2)	NOON
16	AT No. 22/21 NORTH CAROLINA* (ESPN/2)	7 P.M.
20	AT No. 15/15 FLORIDA STATE* (ESPN/2)	NOON
23	GEORGIA TECH* (RSN)	7 P.M.
27	WAKE FOREST* (ACCN)	NOON

MARCH

6	AT NC STATE* (RSN)	2 P.M.
9-13	VS. TBA (TBA) ³	TBA

* ACC GAME | AP POLL RANKING/COACHES POLL RANKING

- 1 - AIR FORCE RESERVE BASKETBALL HALL OF FAME SHOOTOUT TIP-OFF TOURNAMENT (UNCASVILLE, CONN.)
- 2 - ACC/B1G CHALLENGE (BLACKSBURG, VA.)
- 3 - ACC TOURNAMENT (GREENSBORO, N.C.)

VIRGINIA TECH CONTACT INFO

Lance Dozier | Phone: (507) 993-1898 | Email: lance17@vt.edu
Assistant Director, Strategic Communications
Matt Johnson | Phone: (336) 692-2690 | Email: mattj3@vt.edu
Student Assistant, Strategic Communications

INFORMATION

[RV/RV] Virginia Tech
Hokies



Record.....4-1, 0-0 ACC
Starters R/L.....3/2
Head Coach.....Mike Young
Record at School (Years).....20-17 (2nd)

No. 24/RV Clemson



Tigers

Record.....5-0, 0-0 ACC
Starters R/L.....4/1
Head Coach.....Brad Brownell
Record at School (Years).....191-141 (11th)

NUMBERS TO KNOW

2

• Tech went 2-0 against Clemson last year, meaning the Hokies haven't lost to the Tigers since coach Mike Young took over. The sweep was Tech's lone last season vs. an ACC team.

6

• It's been six years since the Hokies have lost to Clemson at home, falling 56-49 on Jan. 15, 2014. Tech has since won the last four games the two have played in Cassell.

35

• The Hokies had won 35 straight home nonconference games inside Cassell Coliseum until the Nittany Lions ended the streak, which at the time was the third-longest nationally.

PROJECTED STARTERS (Based off last game)

#	Name	P	R	A	B	S
3	Wabissa Bede (G)	7.0	2.2	2.4	0.4	0.6
4	Nahiem Alleyne (G)	11.0	1.2	0.8	0.0	0.2
22	Keve Aluma (F)	15.8	7.8	0.8	1.0	0.6
23	Tyrece Radford (G)	11.0	6.0	2.8	0.4	0.6
25	Justyn Mutts (F)	5.4	6.2	2.6	0.4	0.4

AT THE RIM

- Seeking to get back to its winning ways, the Virginia Tech men's basketball team will open its ACC slate Tuesday against Clemson in Cassell Coliseum at 6:30 p.m. on ACC Network.
- The Hokies will go up against the Tigers to begin ACC play for the second straight season and look to keep their perfect record against Clemson in the Mike Young era. (More on page 5)
- Tech, which is 21-16 in the all-time series with Clemson, has won seven of the last eight meetings and is 13-5 in Cassell since 1936.
- Guys that have known each other for a long time and are friends off the court, Young and Clemson's Brad Brownell have faced each other four times and are split at 2-2 since '10.
- Young is 2-7 all-time versus Clemson.

WHO TO WATCH



- In just his second game of the season, Jalen Cone provided quite the spark off the bench in Tech's last game, a loss to Penn State at home.
- Cone ripped off eight points and an assist in his first three minutes, then went on to have 11 points.

- After not scoring in double figures for two games, Nahiem Alleyne got back to his ways and poured in 10 points vs. Penn State.
- Doing so in a variety of ways, the sophomore made three free throws, a triple, a mid-range jumper and a layup.



LAST TIME OUT

- Tech's four-game winning streak came to a halt last Tuesday in the ACC/B1G Challenge, with Penn State running away with it, 75-55.
- The Hokies came out cold, getting down 17-3 early in the first half and could never quite recover, shooting 37% from the field.

Social



@HokiesMBB



@HokiesMBB



/HokieSports



AP Top 25 Poll - Week 4

Dec. 14 | *Opponents in italics*

#	Team (1st place)	Record	Points
1	Gonzaga (54)	3-0	1541
2	Baylor (7)	4-0	1491
3	Iowa (1)	6-0	1427
4	Michigan State	6-0	1307
5	Kansas	6-1	1289
6	Houston	4-0	1169
7	<i>Villanova</i>	5-1	1163
8	West Virginia	6-1	1113
9	Creighton	4-1	1037
10	Tennessee	2-0	941
11	Texas	5-1	873
12	Wisconsin	4-1	846
13	Illinois	4-2	742
14	Texas Tech	6-1	669
15	<i>Florida State</i>	3-0	619
16	Missouri	5-0	491
17	<i>Virginia</i>	3-1	456
18	San Diego State	5-0	455
19	Rutgers	4-0	396
20	Ohio State	5-0	392
21	<i>Duke</i>	2-2	345
22	<i>North Carolina</i>	4-2	328
23	<i>Louisville</i>	4-0	164
24	Clemson	5-0	156
25	Michigan	6-0	142

Receiving Votes: Richmond 140, Saint Louis 121, **Virginia Tech 115**, Xavier 55, Oklahoma State 48, Oregon 31, Indiana 22, Florida 18, Arizona State 13, UCLA 9, UConn 7, Arizona 5, *Syracuse 4*, Georgia 4, Arkansas 4, SMU 1, Minnesota 1

Coaches' Top 25 Poll - Week 4

Dec. 14 | *Opponents in italics*

#	Team (1st place)	Record	Points
1	Gonzaga (24)	3-0	790
2	Baylor (6)	4-0	772
3	Iowa (2)	6-0	729
4	Michigan State	6-0	679
5	Kansas	6-1	618
6	<i>Villanova</i>	5-1	606
7	West Virginia	6-1	562
8	Houston	4-0	546
9	Creighton	4-1	537
10	Tennessee	2-0	434
11	Texas	5-1	522
12	Wisconsin	4-1	420
13	Illinois	4-2	388
14	Texas Tech	6-1	356
15	<i>Florida State</i>	3-0	334
16	<i>Virginia</i>	3-1	234
17	Rutgers	4-0	231
18	Missouri	5-0	221
19	Ohio State	5-0	215
20	San Diego State	5-0	209
21	<i>North Carolina</i>	4-2	195
22	<i>Louisville</i>	4-0	168
23	<i>Duke</i>	2-2	120
24	Michigan	6-0	101
25	Richmond	4-1	73

Receiving Votes: *Clemson 70*, Oklahoma State 62, **Virginia Tech 56**, Saint Louis 56, Oregon 41, Xavier 30, UCLA 28, Arizona State 24, Florida 22, Indiana 9, UConn 8, Marquette 7, Maryland 6, SMU 4, Arkansas 4, *Penn State 2*, Abilene Christian 1, LSU 1

OUR NAME

When referring to our name, we ask that you use Virginia Tech, Hokies or Tech - and not 'Vah Tech'. Thank you!

GENERAL INFORMATION

University Name	Virginia Tech
Location	Blacksburg, Va.
Founded	1872
Enrollment	36,000
President	Dr. Timothy Sands
Director of Athletics	Whit Babcock
Nickname	Hokies
Mascot	Hokie Bird
Colors	Chicago Maroon and Burnt Orange
Affiliation	NCAA Division I
Conference	Atlantic Coast
Home Court	Cassell Coliseum
Capacity	8,925

INFORMATION

2019-20 Record	16-16
Conference Record/Finish	7-13 (T-10th in ACC)
Starters Returning/Lost	3/2
Letterwinners Returning/Lost	6/4
Newcomers	9 (4 freshmen, 3 grad transfers, 2 sit-out transfers now eligible)

STAFF

Head Coach	Mike Young (Emery & Henry, 1986)
Virginia Tech Record/Years	19-16 / Second season
Overall Record/Years	318-260 / Entering 19th
Associate Head Coach	Chester Frazier (Illinois, 2009)
Assistant Coach	Christian Webster (Harvard, 2013)
Assistant Coach	Kevin Giltner (Wofford, 2012)
Chief of Staff	Stephanie Ballein (Virginia Tech, 1990, 1995)
Special Assistant for Recruiting	Matt Olinger (Liberty, 2007)
Director of Player Personnel	Ryan Nadeau (Michigan State, 2016)
Special Assistant to the Head Coach	Ace Custis (Virginia Tech, 1997)
Director, Sports Medicine	Hisham Ziyout (Salisbury, 2015)
Senior Director, Strength & Conditioning	David Jackson (Virginia Tech, 1997, 1999)
Assistant Director, Equipment Services	Bruce Garnes (Virginia Tech, 1994, 1996)
Graduate Assistant	Will Stigall (Wofford, 2019)
Graduate Assistant	Eric Wagenlander (Wofford, 2017)
Administrative Assistant	Isabelle Schneiderman (Virginia Tech, 2019)

ROSTER

No.	Name	Pos.	Ht.	Wt.	Cl.	Hometown	High School/Last School
0	Hunter Cattoor	G	6-3	200	So.	Orlando, Fla.	Bishop Moore
1	Joseph "Joe" Bamisile	G	6-4	195	Fr.	Chesterfield, Va.	Monacan
2	Cartier Diarra	G	6-4	185	Gr.	Florence, S.C.	West Florence/Kansas State
3	Wabissa Bede	G	6-1	195	Gr.	North Andover, Mass.	Cushing Academy
4	Nahiem Alleyne	G	6-4	195	So.	Buford, Ga.	Mountain View
5	David N'Guessan	F	6-9	205	Fr.	De Lier, Netherlands	Mt. Zion Prep
10	Grant Yates	F	6-8	205	r-So.	Gainesville, Va.	Battlefield/Christopher Newport
11	Gill Williamson	F	6-8	195	Fr.	Richmond, Va.	St. Christopher's
13	Darius Maddox	G	6-5	185	Fr.	Bowie, Md.	Oak Hill Academy
15	Jalen Cone	G	5-10	165	So.	Walkertown, N.C.	Walkertown
21	John Ojiako	F	6-10	245	So.	Lagos, Nigeria	Admiral Farragut
22	Keve Aluma	F	6-9	235	r-Jr.	Berlin, Md.	Stephen Decatur/Wofford
23	Tyrece Radford	G	6-2	200	r-So.	Baton Rouge, La.	McKinley
25	Justyn Mutts	F	6-7	230	r-Jr.	Millville, N.J.	St. Augustine Prep/Delaware
35	Cordell Pemsil	F	6-9	250	Gr.	Dubuque, Iowa	Wahlert/Iowa

PRONUNCIATIONS

Nahiem Alleyne	na-HEEM ah-LEAN	Cartier Diarra	Car-tee-YAIRE JOTT-ah
Keve Aluma	Kev-aye	David N'Guessan	Guh-SAHN
Joseph "Joe" Bamisile	BAM-uh-sill	John Ojiako	OH-gee-ah-co
Wabissa Bede	wa-BEE-sah BEE-dee	Tyrece Radford	TIE-reese
Hunter Cattoor	cuh-TOUR	Cassell Coliseum	Castle





ACC Standings

#	Team	Overall	ACC	Pct.
No. 23/22	Louisville	4-0	0-0	1.000
No. 24/RV	Clemson	5-0	0-0	1.000
No. 15/15	Florida State	3-0	0-0	1.000
	NC State	3-0	0-0	1.000
	Wake Forest	2-0	0-0	1.000
[RV/RV]	Virginia Tech	4-1	0-0	.800
[RV/--]	Syracuse	4-1	0-0	.800
	Pitt	4-1	0-0	.800
No. 17/16	Virginia	3-1	0-0	.750
	Miami (Fla.)	3-1	0-0	.750
No. 22/21	North Carolina	4-2	0-0	.667
No. 21/23	Duke	2-2	0-0	.500
	Georgia Tech	2-2	0-0	.500
	Notre Dame	2-2	0-0	.500
	Boston College	1-5	0-0	.167

ACC Predicted Order of Finish

#	Team (First-place votes)	Points
1.	Virginia (97)	2214
2.	Duke (34)	2146
3.	Florida State (15)	1973
4.	North Carolina (7)	1933
5.	Louisville (2)	1693
6.	Syracuse	1234
7.	Miami (Fla.)	1223
8.	NC State	1149
9.	Georgia Tech	1147
10.	Clemson	1057
11.	Virginia Tech	794
12.	Notre Dame	769
13.	Pitt	635
14.	Boston College	404
15.	Wake Forest	229

Preseason All-ACC Team

First Team

Garrison Brooks, North Carolina
 Sam Hauser, Virginia
 Scottie Barnes, Florida State
 Jalen Johnson, Duke
 Aamir Simms, Clemson
 Chris Lykes, Miami (Fla.)

Second Team

David Johnson, Louisville
 Jose Alvarado, Georgia Tech
 M.J. Walker, Florida State
 Kihei Clark, Virginia
 Wendell Moore Jr., Duke

Preseason ACC Player of the Year

Garrison Brooks, North Carolina

Preseason ACC Freshman of the Year

Scottie Barnes, Florida State

A WIN WOULD

- Mean the Hokies have started ACC play 1-0 for the seventh time out of the last 16 seasons and have now started 1-0 five of the last six seasons.
- Make Tech coach Mike Young 3-2 in the all-time series with him and Clemson coach Brad Brownell, including a perfect 3-0 since his arrival to Blacksburg, with Brownell's two wins coming when Young was at Wofford.
- Be Tech's second win against a top-20 team in KenPom's rankings, with the other victory coming against Villanova (currently third in his rankings).

ACC OPENERS

- The Hokies are 6-10 all-time in ACC openers (4-4 home, 2-6 road). Their lone ACC-opening road win came at Miami (Fla.) during the 2013-14 season before last year's victory over Clemson.
- With the win, Mike Young was the first-ever coach at Tech to start 1-0 in league play, with Seth Greenberg (2004), JJ Johnson (2013) and Buzz Williams (2015) coming up short.
- The last three times Tech has opened at home in ACC play, it has won all three (Notre Dame in '19, Duke in '16 and NC State in '16).

Date	Opponent	Score
Dec. 19, 2004	North Carolina	L, 85-51
Dec. 4, 2005	at Duke	L, 77-75
Dec. 17, 2006	Wake Forest	W, 63-60
Dec. 23, 2007	at Wake Forest	L, 77-75
Jan. 23, 2009	Duke	L, 69-44
Jan. 10, 2010	at North Carolina	L, 78-64
Dec. 5, 2010	Virginia	L, 57-54
Jan. 7, 2012	at Wake Forest	L, 58-55
Jan. 5, 2013	at Maryland	L, 94-71
Dec. 8, 2013	at Miami (Fla.)	W, 61-60
Jan. 3, 2015	Syracuse	L, 68-66
Jan. 2, 2016	NC State	W, 73-68
Dec. 31, 2016	Duke	W, 89-75
Dec. 31, 2017	at Syracuse	L, 68-56
Jan. 1, 2019	Notre Dame	W, 81-66
Nov. 5, 2019	at Clemson	W, 67-60

THE LONE SWEEP

- Last season, Tech swept Clemson with defeating the Tigers once on the road (Nov. 5) and once at home (March 4) for its lone sweep of a team on the year.
- It marked just the second-ever over the Tigers (2017).
- The Hokies had six players hit a 3-pointer, including four players hitting at least two.

FALLING BUT WINNING THE GLASS

- Tech coach Mike Young is 10-2 at Tech when his Hokie team out-rebounds the opponent, with another instance of it happening in Tech's last game versus Penn State (39-33).
- It marked just the second loss when his group has outrebounded its opponent, with the only other loss coming last season against Boston College on Feb. 8, 2019, with a +1 differential.
- In fact, out of Tech's 20 ACC games last year, it only out-rebounded its league opponent three times, with two of those being versus Clemson.

BOOTS EXPANDING HIS VERSATILITY

- Guard Tyrece Radford, otherwise known as "Boots", tied his career high in assists against Radford, racking up five assists.
- Radford has done so three times now, with the other two coming last year against Syracuse (Jan. 18) and Maryland Eastern Shore (Dec. 29).
- Last year, the Louisiana native had seven games of four or more assists. So, after working on his passing ability this offseason, expect Boots to share the rock on an uptick this season instead of having his head down traditionally on his way to the rim.
- Since the season opener versus the Highlanders, Radford has found his groove with sharing the rock, leading the team in assists in three games so far, including Tech's last game (Penn State, 3 ast.).

RARE, LIKE MR. CLEAN WITH HAIR

- Justyn Mutts, who doesn't have a bad hairdo himself, became just the fifth Hokie in the last decade to have a 10-point, nine-rebound, six-assist or better stat line and the first since 2019 (Nickeil Alexander-Walker) when he did so vs. VMI.
- Mutts is just one of two in the ACC players in the ACC to do so this year (Louisville's Carlik Jones).

Player	Date	PTS	REB	AST
Justyn Mutts (vs. VMI)	12/3/20	10	9	6
Nickeil Alexander-Walker (Miami)	3/8/19	21	10	8
Kerry Blackshear Jr. (Citadel)	11/12/17	22	15	8
Chris Clarke (Citadel)	12/17/16	13	12	10
Jeff Allen (Penn St.)	12/12/10	11	13	6

NOT GREAT, BOB

- Tech has not been shooting the ball well from downtown as of late, making just six 3s against Penn State, four triples versus VMI and only five the one before that (USF) for a combined 15-of-65 clip (23.1%).
- In the Mike Young era, that is the fewest 3s made in a three-game stretch.
- However, after being 0-3 when making five or less 3s last year, the Hokies have been able to make shots inside and are 2-0 this year when doing so.

PUTTIN' ON THE CLAMPS

- Tech gave up less than 59 points in back-to-back games against USF and VMI, marking just the third time in the Mike Young era.
- The previous two times were a four-game stretch (Chattanooga, Gardner-Webb, VMI and Maryland Eastern Shore; Dec. 11-29) and a three-game stretch (Coppin State, USC Upstate and Lehigh; Nov. 8-16).

'ROUND THE BLOCK

- With more of an intentionality of scoring inside this season with the added presence down low compared to last year, Tech showcased that vs. USF with 42 points in the paint, which was most in the Mike Young era, spanning over 35 games.
- The previous high was 40 points against then-No. 10/8 Duke on Dec. 6 in Cassell, a 77-63 lost.



LAST TIME TEAM...

Tech scored 100 points and won: 103-79, vs. Washington, 11-17-17
 Tech scored 100 points and lost: 100-104 2OT vs. Maryland, 2-27-10
 Tech played in overtime: 81-73, OT, vs. No. 3/3 Villanova, 11-28-20
 Tech played in consecutive overtime games: 82-77 vs. UAB, 11-28-15 & 79-81 vs. Northwestern, 12-1-15
 Tech played 2 OT: 79-77, 2OT, vs. North Carolina, 1-22-20
 Tech played 3 OT: 95-102, 3OT, vs. Miami (Fla.), 1-19-20
 Tech scored 100+ points: 100-64 vs. Delaware State, 11-20-19
 Tech scored 90-99 points: 95-102, 3OT, vs. Miami (Fla.), 1-19-20
 Tech scored 80-89 points: 81-73, 1OT, vs. No. 3/3 Villanova, 11-28-20
 Tech scored 70-79 points: 76-58 vs. USF, 11-29-20
 Tech scored 60-69 points: 64-57 vs. VMI, 12-3-20
 Tech scored 50-59 points: 55-75 vs. Penn State, 12-8-20
 Tech scored 40-49 points: 47-24 at NC State, 2-2-19
 Tech scored 30-39 points: 39-65 at No. 19/19 Virginia, 1-4-20
 Tech scored 20-29 points: 27-40 at McGuire Hospital, 2-2-46
 Tech scored 10-19 points: 16-45 at Virginia, 1-30-39
 Tech scored less than 10 points: 9-29 vs. North Carolina, 1-12-35
 Tech allowed 100+ points: 95-102, 3OT, vs. Miami (Fla.), 1-19-20
 Tech allowed 90-99 points: 77-90 vs. BYU, 11-27-19
 Tech allowed 80-89 points: 64-88 at No. 6/6 Duke, 2-22-20
 Tech allowed 70-79 points: 55-75 vs. Penn State, 12-8-20
 Tech allowed 60-69 points: 56-64 at Notre Dame, 3-7-20
 Tech allowed 50-59 points: 64-57 vs. VMI, 12-3-20
 Tech allowed 40-49 points: 73-46 vs. Gardner-Webb, 12-15-19
 Tech allowed 30-39 points: 92-37 vs. Maryland Eastern Shore, 12-29-19
 Tech allowed 20-29 points: 47-24 at NC State, 2-2-19
 Tech allowed 10-19 points: 60-19 vs. Lynchburg College, 1-9-46
 Tech allowed less than 10 points: 28-9 vs. Hampden-Sydney, 1-17-23
 Tech scored at least 60 points in a half: 66, 2nd half, vs. The Citadel, 11-12-17
 Largest margin of victory: 83 points vs. Randolph Macon Academy, 87-4, 1-10-1911
 Largest margin of victory in an ACC game: 29 points vs. Wake Forest, 94-65, 1-15-11
 Tech defeated a ranked opponent on the road: 47-24 at No. 23/22 NC State, 2-2-19
 Tech defeated a ranked opponent at home: 77-72 vs. No. 3/2 Duke, 2-26-19
 Tech defeated a ranked opponent on a neutral court: 81-73, OT, vs. No. 3/3 Villanova, 11-28-20
 Tech defeated a defending national champion: 80-69 vs. North Carolina, 1-22-18
 Tech held opponent without a double-figure scorer: 65-47 vs. Miami, ACC Tournament, 3-12-09
 No Tech player scored in double figures: 41-57 vs. Temple, 2-25-96
 Tech had six players score in double figures: at Boston College, 2-25-17
 Tech had seven players score in double figures: vs. The Citadel, 12-17-16
 Tech did not make a 3-point field goal: at Providence, 2-1-03
 Tech's opponent did not make a 3-point field goal: at NC State, 2-10-10
 Tech did not shoot a free throw in the first half: vs. No. 3/3 Villanova, 11-28-20
 Tech did not shoot a free throw in the second half: vs. Virginia, 12-5-10
 Tech's opponent did not shoot a free throw: vs. VMI, 12-21-19
 Tech held an opponent under 10 points in a half: 9 points, vs. Eastern Michigan, 12-22-11
 Tech held an opponent under 20 points in a half: 12 points, vs. Coppin State, 11-8-19
 Tech had double figures in blocked shots: 13, 87-82, vs. West Virginia, 11-12-13
 Tech came back from a double-figure deficit to win: 12 points vs. No. 3/3 Villanova, 11-28-20
 Lost a double-digit lead: 12 points vs. Boston College, 2-8-20
 Tech led by 20 or more points at halftime of a game: 21 points vs. USF, 11-29-20
 Tech had 20-29 assists in a game: 21 vs. Pitt, 2-15-20
 Tech had 30 or more assists: 36 vs. The Citadel, 11-12-17
 Tech held a team under 20 percent from the field: 16.7% at NC State, 2-2-19
 Tech won an NCAA Tournament game: 67-58 vs. Liberty (NCAA Tournament), 3-24-19

LAST TIME PLAYER...

A Tech player recorded a triple-double: Chris Clarke (13 pts./12 rebs./10 ast.) vs. The Citadel, 12-17-16
 Two Tech players recorded double-doubles in a game: Landers Nolley II (18 pts./12 rebs.) & Tyrece Radford (26 pts./10 rebs.) vs. Miami (Fla.), 2-19-20
 Two Tech players recorded double-doubles in consecutive games: vs. UNC, ACC Tournament, 3-13-09 and vs. Duquesne, NIT, 3-18-09
 Tech player had five or more steals: Nickeil Alexander-Walker (6) vs. Miami (Fla.), 1-30-19
 Tech player had 10 or more assists in a game: Wabissa Bede (10) vs. Delaware State, 11-20-19
 Tech player had 20 or more rebounds in a game: Jeff Allen (21) vs. Longwood, 12-14-08
 Two Tech players had double figures in rebounds: Landers Nolley II (12 rebs.) & Tyrece Radford (10 rebs.) vs. Miami (Fla.), 2-19-20
 Two Tech players had five or more assists: Wabissa Bede (6) & Tyrece Radford (5) vs. UMES 12-29-19
 Three Tech players had five or more assists: Chris Clarke (10) Justin Robinson (6), Seth Allen (6) vs. The Citadel, 12-17-16
 Four Tech players had five or more assists: Kerry Blackshear (8), Devin Wilson (7), Justin Robinson (7), Chris Clarke (5) vs. The Citadel, 11-12-17
 Three Tech players had five or more 3-pointers: Nahiem Alleyne (5), Jalen Cone (5), Isaiah Wilkins (5) vs. Delaware State, 11-20-19
 Two Tech players scored 20 or more points: Keve Aluma (23 points) & Nahiem Alleyne (20 points) vs. No. 3/3 Villanova, 11-28-20
 Three Tech players scored 20 or more points: Nickeil Alexander-Walker (25 points), Ahmed Hill (23 points) and Justin Robinson (23 points) vs. Purdue, 11-18-18
 Same two Tech players scored 20 or more points in consecutive games: Nickeil Alexander-Walker & Kerry Blackshear Jr., 11-10 & 11-12-17
 Tech freshman scored 20 or more points in a game: Tyrece Radford (26 points) & Jalen Cone (20) vs. Miami (Fla.), 2-19-20
 Two Tech freshmen scored in double figures in a game: Hunter Cattoor (14 points), Jalen Cone (11) Landers Nolley (10) vs. North Carolina, 3-10-20
 Three Tech freshmen scored in double figures in a game: Hunter Cattoor (14 points), Jalen Cone (11) Landers Nolley (10) vs. North Carolina, 3-10-20
 Four Tech freshmen scored in double figures in a game: Landers Nolley II (21 points), Tyrece Radford (21) Jalen Cone (15) and Nahiem Alleyne (10) at Wake Forest, 1-14-20
 Tech player scored 30-39 points in a game: 30, Landers Nolley at Clemson, 11-5-19
 Tech player scored 40-49 points in a game: 41, Dorezo Hudson vs. Seton Hall, 1-2-10
 Tech player scored 50+ points in a game: 51, Bimbo Coles vs. Southern Miss., 2-6-88
 Tech player had consecutive double-doubles: Kerry Blackshear Jr., 2-18-19, 2-23-19 & 2-26-19
 Tech player had three consecutive double-doubles: Kerry Blackshear Jr., 2-18-19, 2-23-19 & 2-26-19
 Tech freshman had consecutive double-doubles: Kerry Blackshear Jr., 12-13-15 & 12-19-15
 Tech allowed a triple-double: Dennis Smith Jr. (27 pts., 11 rebs., 11 assists), at NC State, 1-4-17
 Tech had a walk-on score in double figures: Christian Beyer, 13 pts., vs. Alabama A&M, 12-14-14

What's a Hokie?



The answer leads all the way back to 1896 when Virginia Agricultural and Mechanical College changed its name to Virginia Polytechnic Institute. With the change came the necessity for writing a new cheer and a contest for such a purpose was held by the student body.

Senior O.M. Stull won first prize for his "Hokie" yell which is still used today. Later, when asked if "Hokie" had any special meaning, Stull explained the word was solely the product of his imagination and was used only as an attention-getter for his yell. It soon became a nickname for all Tech teams and for those people loyal to Tech athletics.

The official university school colors - Chicago Maroon and Burnt Orange - also were introduced in 1896. The colors were chosen by a committee because they made a 'unique combination' not worn elsewhere at the time. The official definition of "hokie" is "a loyal Virginia Tech Fan".

WHERE THEY AT

- Tech has 15 players on the squad who represent 10 states and two international countries (Netherlands, Nigeria), making it tied for eighth in the country for most states and countries represented on a roster this season.
- Virginia leads the way with three players – Joseph "Joe" Bamisile, Gill Williamson, Grant Yates – while Maryland has two players – Keve Aluma and Darius Maddox.
- New Mexico, Penn and UT Martin are No. 1 nationally with 15 players from different states and countries, while in the ACC, Boston College (13) is first and Florida State is tied with the Hokies for the second most in the league with 12.
- Of the 23 schools that have 12 or more players from different spots, nine are from high-major conferences, including BC, Kentucky, Butler, FSU, Iowa State, Nebraska, Tennessee, Tulane and the Hokies.

'19 CLASS OF HIGH-MAJOR COACHES

- Out of the seven high-major conferences (ACC, American, BIG EAST, B1G, Big 12, Pac-12 and SEC), there were 14 head coaches hired for the 2019-20 season.
- Virginia Tech coach Mike Young was just one of six coaches that were a mid-major coach to jump up to the big leagues, joining Alabama's Nate Oats (Buffalo), Arkansas' Eric Musselman (Nevada), Tulane's Ron Hunter (Georgia State) and Washington State's Kyle Smith (San Francisco).
- Of the 14 new coaches, Young was the longest-tenured coach to leave, following his 17-year stint as the head guy at Wofford.
- The NBA saw three of its coaches jump into the college ranks, with Michigan's Juwon Howard (Miami Heat), Nebraska's Fred Hoiberg (Chicago Bulls) and Vanderbilt's Jerry Stackhouse (Memphis Grizzlies).
- In this cycle, only one assistant coach was promoted from within and that was Temple's Aaron McKie, who served as an assistant under Fran Dunphy for five seasons in Philadelphia.
- Former Hokie coach Buzz Williams, who is at Texas A&M, was one of just two coaches to jump ship and go high-major for high-major, with UCLA's Mick Cronin (Cincinnati) being the other.
- A full breakdown of the 14 coaches in the cycle is below, with the SEC welcoming the most among the seven leagues with four. The Big 12 was the lone conference not make coaching change heading into the 2019-20 season.

School	Name	Previous Team	2019-20 Record
Cincinnati	John Brannen	Northern Kentucky (HC)	20-10
Arkansas	Eric Musselman	Nevada (HC)	20-12
Michigan	Juwon Howard	Miami Heat (NBA Assistant)	19-12
UCLA	Mick Cronin	Cincinnati (HC)	18-12
St. John's	Mike Anderson	Arkansas (HC)	17-15
Texas A&M	Buzz Williams	Virginia Tech (HC)	16-14
Alabama	Nate Oats	Buffalo (HC)	16-15
Virginia Tech	Mike Young	Wofford (HC)	16-16
Washington St.	Kyle Smith	San Francisco (HC)	16-16
Temple	Aaron McKie	Temple (Assistant)	14-17
Cal	Mark Fox	*Georgia (HC)	14-18
Tulane	Ron Hunter	Georgia State (HC)	12-18
Vanderbilt	Jerry Stackhouse	Memphis Grizzlies (NBA Assistant)	11-21
Nebraska	Fred Hoiberg	Chicago Bulls (NBA HC)	7-25

* Coach Mark Fox last coached Georgia in 2017-18.



2020-21 RECORD WHEN...

Leading at the half:	3-0
Trailing at the half:	0-1
Tied at the half:	1-0
Playing Overtime:	0-0
Shooting 50% or better:	1-0
Shooting between 40-49.9%:	2-0
Shooting less than 40%:	1-1
Opponents shoot 50% or better:	1-0
Opponents shoot less than 50%:	4-0
VT outrebounds its opponent:	2-1
Opponent outrebounds VT:	1-0
Teams are tied in rebounds:	1-1
VT shoots 70% FT or better:	3-0
VT shoots less than 70% FT:	1-1
Scoring less than 50 points:	0-0
Scoring 50-59 points:	0-1
Scoring 60-69 points:	1-0
Scoring 70-79 points:	2-0
Scoring 80-89 points:	1-0
Scoring 90 or more points:	0-0
Allowing less than 30 points:	0-0
Allowing 30-39 points:	0-0
Allowing 40-49 points:	0-0
Allowing 50-59 points:	2-0
Allowing 60-69 points:	1-0
Allowing 70-79 points:	1-1
Allowing 80-89 points:	0-0
Allowing 90 or more points:	0-0
Game decided by 1-4 points or OT:	0-0
Game decided by 5-10 points:	2-0
Game decided by 11+ points:	2-1
Playing in the morning:	0-0
Playing at night:	3-1
Playing in the afternoon:	1-0
Playing on Monday:	0-0
Playing on Tuesday:	0-1
Playing on Wednesday:	1-0
Playing on Thursday:	1-0
Playing on Friday:	0-0
Playing on Saturday:	1-0
Playing on Sunday:	1-0
Playing in November:	3-0
Playing in December:	1-1
Playing in January:	0-0
Playing in February:	0-0
Playing in March:	0-0

LAST TIME vs. CLEMSON



Official Basketball Box Score - Final
Clemson at Virginia Tech
 03/04/20 Cassell Coliseum, Blacksburg, VA
 2019-20 Men's Basketball

Game Time: 7:00 PM
 Game Duration: 1:50
 Attendance: 8,901

Officials: A.J. Desai, Brian O'Connell, Earl Walton

Clemson - 58		Record: 15-14 (9-10)											
NO.	Name	Min	FG	3P	FT	Rebounds	Fouls	TP	AS	TO	ST	Blocks	+/-
			M-A	M-A	M-A	OR DR TOT	PF FD					BS BA	
25	Aamir Simms	F 24:20	2-4	1-3	0-0	1 4 5	2 1	5	1	4	0	1 0	-16
0	Clyde Trapp	G 27:58	2-6	2-5	2-2	0 3 3	1 3	8	0	1	0	0 0	-4
2	Al-Amir Dawes	G 21:49	1-7	1-5	2-2	0 1 1	3 2	5	0	1	0	0 0	-6
13	Tevin Mack	G 28:00	5-12	2-8	0-0	2 4 6	1 0	12	1	0	1	0 0	-11
15	John Newman III	G 29:33	2-6	0-2	2-3	0 3 3	1 4	6	4	2	0	1 0	-14
12	Alex Hemerway	G 22:26	3-6	3-6	0-0	0 2 2	3 0	9	1	0	0	0 0	-21
55	Trey Jemison	G 08:52	2-3	0-1	0-1	0 4 4	0 1	4	0	0	1	0 0	3
5	Hunter Tyson	G 12:07	3-6	0-2	2-3	3 2 5	1 4	8	2	2	1	0 0	-3
10	Curran Scott	G 10:19	0-3	0-2	0-0	0 0 0	1 0	0	0	1	0	0 0	-4
21	Khavon Moore	G 04:55	0-3	0-1	0-0	0 1 1	2 0	0	1	1	2	0 0	-2
11	Parker Fox	G 02:36	0-0	0-0	0-0	0 0 0	0 0	0	1	0	0	0 0	5
20	O'Neil McBride	G 02:36	0-0	0-0	0-0	0 1 1	0 0	0	0	0	0	0 0	5
31	Wells Hoag	G 02:36	0-1	0-0	0-0	0 0 0	0 0	0	0	0	0	0 1	5
32	Paul Grinde	G 01:53	0-0	0-0	1-2	1 0 1	0 1	1	0	0	0	0 0	3
Team						0 0 0		0		0			
Totals			20-57	9-35	9-13	7 25 32	15 16	58	11	12	5	2 1	-12

Shooting By Period		
1 st FG%	9-30	30.0%
3PT%	6-21	28.6%
FT%	1-1	100%
2 nd FG%	11-27	40.7%
3PT%	3-14	21.4%
FT%	8-12	66.7%
GM FG%	20-57	35.1%
3PT%	9-35	25.7%
FT%	9-13	69.2%

Dead Ball Rebounds: 2, 0

Technical Fouls: NONE

Virginia Tech - 70		Record: 16-14 (7-12)											
NO.	Name	Min	FG	3P	FT	Rebounds	Fouls	TP	AS	TO	ST	Blocks	+/-
			M-A	M-A	M-A	OR DR TOT	PF FD					BS BA	
2	Landers Nolley II	F 25:25	2-9	1-4	2-2	0 8 8	0 3	7	3	4	1	0 1	0
14	P.J. Horne	F 30:27	6-10	4-7	1-2	1 2 3	1 1	17	0	0	5	0 1	11
3	Wabissa Bede	G 27:47	2-2	0-0	0-0	0 1 1	2 3	4	5	1	1	1 0	2
4	Nahiem Alleyne	G 19:32	1-3	1-2	0-0	0 3 3	3 0	3	2	2	0	0 0	-3
23	Tyrece Radford	G 29:34	7-8	0-0	2-5	1 5 6	1 5	16	4	2	0	0 0	5
0	Hunter Cattoor	G 17:05	3-5	2-4	1-2	0 7 7	3 1	9	0	1	1	0 0	11
15	Jalen Cone	G 25:01	2-6	2-6	0-0	0 1 1	1 2	6	1	1	0	0 0	22
21	John Ojiako	G 05:25	0-0	0-0	0-0	0 1 1	2 0	0	0	3	0	0 0	3
1	Isaiah Wilkins	G 15:58	3-4	2-3	0-0	0 2 2	2 0	8	2	1	0	0 0	15
24	Branden Johnson	G 01:53	0-1	0-0	0-0	0 0 0	1 0	0	0	0	0	0 0	-3
11	Brendan Palmer	G 01:53	0-0	0-0	0-0	0 0 0	0 0	0	0	1	0	0 0	-3
Team						0 2 2		0		0			
Totals			26-48	12-26	6-11	2 32 34	16 15	70	17	16	8	1 2	12

Shooting By Period		
1 st FG%	10-21	47.6%
3PT%	4-10	40.0%
FT%	6-9	66.7%
2 nd FG%	16-27	59.3%
3PT%	8-16	50.0%
FT%	0-2	0%
GM FG%	26-48	54.2%
3PT%	12-26	46.2%
FT%	6-11	54.5%

Dead Ball Rebounds: 0, 0

Technical Fouls: NONE

	Tigers	Hokies	Points from	Tigers	Hokies	Period by Period Scoring		
Biggest lead	7 (1 st 18:28)	17 (2 nd 2:37)	Turnovers	12	11			
Best Scoring Run	7 (2 nd 16:13)	13 (2 nd 10:03)	Paint	16	24			
Lead Changes	11		Second Chance	13	2	Tigers	25	33
Times Tied	0		Fast Breaks	5	5	Hokies	30	40
Time with Lead	14:09	25:40	Bench	22	23			58

TEAM AVERAGES

- Of the 14 categories below, Tech owns five categories to its name, including a good size separation in points scored per game (+2.6) and rebound margin (+5.6).
- The Tigers on the other hand own a substantial steal (+6.2) and points allowed (-13.6) margin.

KenPom Ranking	19	47
Points per game	68.0	70.6
Field-goal percentage	44.8	44.1
3-point percentage	32.2	32.4
Free-throw percentage	71.2	69.0
Rebounds per game	35.0	37.0
Assists per game	13.4	12.4
Blocks per game	3.4	2.6
Steals per game	8.8	2.6
Points allowed per game	51.4	65.0
Defensive field-goal percentage	34.9	41.5
Defensive 3-point percentage	26.1	37.4
Rebound margin	+0.4	+6.0
Assist/turnover ratio	0.9	1.0

LAST TIME vs. CLEMSON

- Down by one point at the 14-minute mark of the second half, the Hokies kicked it into gear and went on a big run (19-2) that proved to be too much, going on to win by 12 points for the sweep of Clemson and to win its last regular-season home game in the 2019-20 season.
- Tyrece Radford and Hunter Cattoor shined all night long, with Radford owning 16 points, six rebounds and four assists and Cattoor recording nine points, an ACC-high seven rebounds and a steal.
- Tech controlled the paint, outscoring the Tigers 24-16 and also out-rebounded them 34-32 for just its third ACC game outrebounding an opponent.
- The Hokies turned in a solid shooting night, hitting 12 3-pointers on a 46.2 percentage and also shot 54.2 percent from the field for the game, while holding Clemson to just 35.1 percent.
- But the reason it was closer than it probably should've been was Tech had 16 turnovers.

SCOUTING CLEMSON

- Clemson, which just entered the AP Top 25 poll for the first time this season, is fresh off a Power Five win on a neutral court, defeating Alabama (3-2) by a score of 64-56 in Atlanta thanks to 31 points from its bench.
- Head coach Brad Brownell enters his 11th season in Clemson, following a four-year stint at Wright State. With the Tigers, Brownell has worked his way up to being the winningest coach in school history (191 wins).
- Clemson is paced by preseason All-ACC selection Aamir Simms, who is averaging 11.6 points and four rebounds per game, and Nick Honor, who ranks seventh in the ACC in steals per game at two a contest on top of his 9.8 points per game.
- Some of the strengths the Tigers possess are holding opponents to shooting a low percentage from the field, sitting 14th nationally and first in the conference in field-goal percentage on defense at 34.9 percent, and points per game at 51.4, which is fourth best in the country.



GETTIN' TO THE CHARITY STRIPE

- Coach Young was not happy with how little the Hokies got to the free-throw line last year, with an average of 13.4 per game, which ranked second-to-last in the ACC and was in the bottom 25 nationally.
- So now, with not being as dependent on the 3-ball and having more players that can get to the rim, Tech has increased that average to 20 this season, including a three-game stretch of 20-plus three-throw attempts versus Villanova, USF and VMI.
- Last year, the Hokies only had eight games (out of 32) of having 20 or more free throw attempts. When doing so, they were 7-1, with the lone loss being against Miami (Fla.) in triple overtime.
- Tech accomplished consecutive contests with 20-plus free throws only twice (Jan. 7-14) last year.

STARTIN' OUT HOT

- The Hokies have started the season out on a strong note, with defeating their opponent by 10 or more points twice through five games.
- In Young's final season at Wofford (2018-19), that was a norm, with his Terriers having 22 games of winning by double digits.
- Last season, though, Tech only won by 10 or more 10 times, including just four times against a high-major conference opponent.
- The Hokies already have one double-digit win against a high-major team (USF) this year.

MORE ON THE DECK

- Sophomore Hunter Cattoor was a more balanced player in high school he shared recently, with doing a little bit of everything (3s, mid-range, floaters) at all three levels.
- Since his arrival to Blacksburg, he's been more of a catch-and-shoot player and is looking to buck that trend.
- So, against USF, the guard set a career-high eight free throw attempts and cashed in six of those. Cattoor last year, out of 31 games, only got to the line in eight games for a total of 22 free throw attempts. So expect more times than not he will put it on the deck and attack the rim.

LEVELIN' UP

- The grad transfer from Iowa, Cordell Pems, stepped up in a big way against USF, subbing in for Keve Aluma when he picked up his second foul early in the first half.
- Pems came in and made some big plays, playing 12 minutes and recording eight points and four rebounds alone in the first half.
- He would go on to finish with 10 points and six rebounds - not bad for a role player who had 13 minutes, one point and two rebounds combined the first two games.

BENCH MOB HEATIN' UP

- In the USF win, the Hokies had five players score in double figures, which was a first this year and only the third time in the Mike Young era (UMES, Michigan St.; both with five players).
- Of those five players Sunday, two did so coming off the bench, respectively, in Cartier Diarra and Cordell Pems. Last season, that happened just eight times, with half of those in ACC play.

THAT'S A FIRST

- Tech basketball under the direction of Coach Young is known for being a quality 3-point shooting team, with the Hokies finishing with the most 3s made last year in the ACC with 315.
- So when they are having an off shooting night from downtown, it's tough to overcome it and get a win.
- Last year, Tech had three instances when it made five or less 3s and went 0-3 in those games.
- This year, with not being as reliant on the deep ball, Tech made only five triples versus USF, but still earned a blowout win, a first in the Mike Young era.

DOWNTOWN, A STAPLE

- As you know, 3-point shooting is a staple of the Coach Young offense.
- And to back up his prowess, Young is one of only two coaches whose teams have ranked in the top 80 nationally in 3P% each of the last six years (since 2014-15).
- The only others are Saint Mary's Randy Bennet, Duke's Coach K, Michigan State's Tom Izzo and Gonzaga's Mark Few each with five a piece.

TOP-THREE WINS

- There are only two teams since '10 that have won a game against a top-3 team in their first six games of the season in consecutive years, with it being Tech and Duke ('17, '18).

THE FEW, THE PROUD

- Only eight players this season have racked up 13 rebounds and dished out five assists in a game, with Tyrece Radford accomplishing the feat against then-No. 3 Villanova.
- Three of those players reside in the ACC, with Radford, Duke's Jalen Johnson and Pitt's Justin Champagnie.

TEAM GAME-BY-GAME

Opponent	Date	Score		Total		3-Pointers		Free throws		Rebounds				PF	A	TO	BLK	STL	PTS	AVG
				FG-FGA	PCT	3FG-FGA	PCT	FT-FTA	PCT	OFF	DEF	TOT	AVG							
Radford	11/25/2020	77-62	W	29-60	.483	11-26	.423	8-11	.727	8	22	30	30.0	18	18	10	4	4	77	77.0
vs Villanova	11/28/2020	81-73	Wot	27-57	.474	10-20	.500	17-23	.739	10	30	40	35.0	19	14	14	2	2	81	79.0
vs South Fla.	11/29/2020	76-58	W	27-50	.540	5-16	.313	17-21	.810	6	22	28	32.7	19	11	11	2	3	76	78.0
VMI	12/03/2020	64-57	W	21-60	.350	4-27	.148	18-27	.667	15	33	48	36.5	13	11	11	2	3	64	74.5
Penn St.	12/08/2020	55-75	L	20-54	.370	6-22	.273	9-18	.500	15	24	39	37.0	12	8	14	3	1	55	70.6
Total		353		124-281	.441	36-111	.324	69-100	.690	54	131	185	37.0	81	62	60	13	13	353	70.6
Opponents		325		118-284	.415	37-99	.374	52-78	.667	41	114	155	31.0	94	50	50	16	23	325	65.0

OPPONENT GAME-BY-GAME

Opponent	Date	Score		Total		3-Pointers		Free throws		Rebounds				PF	A	TO	BLK	STL	PTS	AVG
				FG-FGA	PCT	3FG-FGA	PCT	FT-FTA	PCT	OFF	DEF	TOT	AVG							
Radford	11/25/2020	77-62	W	21-53	.396	6-17	.353	14-21	.667	10	23	33	33.0	11	10	15	1	6	62	62.0
vs Villanova	11/28/2020	81-73	Wot	26-61	.426	9-25	.360	12-17	.706	7	24	31	32.0	23	11	8	4	2	73	67.5
vs South Fla.	11/29/2020	76-58	W	20-53	.377	3-10	.300	15-20	.750	10	18	28	30.7	23	5	13	0	5	58	64.3
VMI	12/03/2020	64-57	W	21-57	.368	7-24	.292	8-12	.667	6	24	30	30.5	20	9	9	5	4	57	62.5
Penn St.	12/08/2020	55-75	L	30-60	.500	12-23	.522	3-8	.375	8	25	33	31.0	17	15	5	6	6	75	65.0
Total		325		118-284	.415	37-99	.374	52-78	.667	41	114	155	31.0	94	50	50	16	23	325	65.0
Virginia Tech		353		124-281	.441	36-111	.324	69-100	.690	54	131	185	37.0	81	62	60	13	13	353	70.6



WITH THE BEST OF THEM

- Over the last five seasons, only Tech, Duke, UNC and Kansas have the most wins against AP top-five teams, with all four squads owning six games apiece since 2016.

UPSET TIDBITS

- Coach Young earned his second ranked win at Tech, following his upset of then-No. 3 Michigan State last November in Maui, and makes him 2-0 at Tech versus the AP's third-ranked team.
- For the third time in Coach Young's last four seasons he's earned a top-five win (No. 5 North Carolina, 2017, when he was at Wofford).
- Tech now has three straight seasons of winning a nonconference tournament game against a ranked opponent (No. 23/22 Purdue, 2018, Charleston Classic).

THE GLASS

- Tech didn't control the glass too much last year in games against ACC teams, with only out-rebounding its ACC opponent three times out of 21 games.
- But what was a weakness, with a good amount of that coming down to size, last year is arguably now a strength, as the Hokies out-rebounding third-ranked Villanova by nine.
- Tyrece Radford tied his career high with 13 boards to lead the charge on the glass for Tech.
- Keve Aluma (8) and Justyn Mutts (6) combined for 14 boards, including three of those being offensive.

BEEN A MINUTE

- Tech scored 81 against then-No. 3/3 Villanova, marking the first time the Hokies have scored 80 or more points since Feb. 19, 2020 against Miami (Fla.) in a triple overtime thriller.
- A total of seven games came in between the Miami and 'Nova games.
- The Hokies are 5-1 when they score 80-plus points under Coach Young. The lone loss was the Miami (Fla.) triple OT contest, a 102-95 setback.

EFFICIENT AS THEY COME

- Forward Keve Aluma had quite the debut vs. Radford, netting seven of his 10 shots for a career-high 19 points.
- The redshirt junior likely won't keep a 70 percent field-goal percentage going all season, but it is something to keep an eye on the rest of the way.
- In his final season at Wofford (2018-19), Aluma shot 67 percent from the floor, which ranked 17th among all Division I players (minimum 140 FGA).
- So, expect a high clip from the Maryland native this season.

COMEBACK KIDS

- Tech put together a 12-point comeback against the third-ranked 'Cats in the win.
- The last time the Hokies were down double digits and came back to win was vs. UNC on Jan. 22, 2020, which was also a game that went into overtime.

SOMETHING ABOUT 4

- Tech, which didn't necessarily have a handful of high-end scorers in Mike Young's first season, looks like it does now, as six players made at least four shots against Radford.
- So there must be something about the No. 4, as Tech also had four steals, with four players getting one swipe apiece.
- Last year, Tech didn't have a single game of six players making four or more field goals (closest was five players twice), marking the Radford game a first in the Mike Young era – a promising sign for the Hokies of a more well-balanced attack offensively.

SHARING IS CARING

- Tech dished out 18 assists versus the Highlanders, which was the third-most by an ACC team in season openers.
- The Hokies had 18 or more assists in seven games last year and went 6-1 on those contests, losing to Syracuse 71-69 at home in the lone setback.

Team	Assists	Score
Wake Forest (vs. Delaware St.)	21	W, 111-51
Louisville (vs. Evansville)	19	W, 79-44
Virginia Tech (vs. Radford)	18	W, 77-62

BETTER LATE THAN NEVER

- Tech has three (!) players that just started playing basketball recently, with Keve Aluma, Cartier Diarra and John Ojiako all first playing basketball in high school.
- Each began that late for various reasons. Aluma was in love with soccer up until then, Diarra was a dancer and Ojiako had someone run into him on the street and told him he should give it a try.

MY TURN

- Coach Young this fall created a non-profit called MY TURN, which is an anti-bullying organization.
- Through this organization, Coach Young hopes to bring attention and awareness to bullying in schools, as well as prevention tactics to the community at Tech and the surrounding areas.
- Growing up in Southwest Virginia, Coach Young spent a lot of time in Cassell Coliseum with his late father, Bob Young, whose service and dedication as an educator and coach impacted many young lives in the new river valley community.
- Following in his father's footsteps, Coach Young's passion for coaching and teaching makes him a great advocate for promoting change and equality.

NOT TOO SHABBY

- Tech ranked highly in a few categories nationally last season and hopes to do the same this season, with those including being fifth in turnovers per game (9.9), fifth in assist-turnover ratio (1.48), 13th in 3-point field goals per game (9.8) and 17th in personal fouls per game (14.8).

GAME-BY-GAME HIGHS

Opponent	Date	Points	Rebounds	Assists	Steals	Blocks
Radford (W, 77-62)	Nov. 25	19 - Keve Aluma	7 - Joe Bamisile	5 - Tyrece Radford	1 - (4 players)	2 - (2 players)
No. 3/3 Villanova (W, 81-73) OT	Nov. 28	23 - Keve Aluma	13 - Tyrece Radford	5 - Tyrece Radford	2 - Justyn Mutts	2 - Keve Aluma
USF (W, 78-58)	Nov. 29	21 - Tyrece Radford	9 - Justyn Mutts	3 - (2 players)	2 - Wabissa Bede	1 - (2 players)
VMI (W, 64-57)	Dec. 3	17 - Keve Aluma	12 - Keve Aluma	6 - Justyn Mutts	2 - Keve Aluma	1 - (2 players)
Penn State (L, 75-55)	Dec. 8	11 - Jalen Cone	12 - Keve Aluma	3 - Tyrece Radford	1 - Tyrece Radford	1 - (3 players)

POINTS, REBOUNDS & ASSISTS GAME-BY-GAME

Opponent	Date	Score	0 1 2 3 4 5 13 15 22 23 25 35														
			CATTOOR, HU	BAMISILE, J	DIARRA, CAR	BEDE, WABIS	ALLEYNE, NA	N'GUESSAN, MADDOX, DAR	CONE, JALEN	ALUMA, KEVE	RADFORD, TY	MUTTS, JUST	PEMSL, CORD				
Rad	11/25/2020	77-62	W	12-2-0	3-7-0	8-2-3	9-3-2	14-1-2	0-1-0	0-0-0	DNP	DNP	DNP	19-3-2	9-3-5	2-4-4	1-1-0
vs VU	11/28/2020	81-73	Wot	5-1-0	0-0-0	5-3-3	8-3-3	20-1-1	DNP	DNP	DNP	DNP	23-8-1	8-13-5	12-6-1	0-1-0	
vs USF	11/29/2020	76-58	W	13-1-2	0-0-0	10-2-3	0-1-3	7-2-1	0-0-0	DNP	DNP	DNP	12-4-0	21-3-0	3-9-2	10-6-0	
VMI	12/03/2020	64-57	W	3-2-0	0-0-0	DNP	11-4-3	4-2-0	1-5-0	DNP	DNP	3-1-1	17-12-0	13-6-1	10-9-6	2-3-0	
PSU	12/08/2020	55-75	L	0-1-0	1-1-0	7-3-0	7-0-1	10-0-0	5-4-1	0-0-0	DNP	11-2-1	8-12-1	4-5-3	0-3-0	2-5-1	



THAT NEW, NEW

- Tech is tied for the 12th-most newcomers in the nation, bringing in nine players this past offseason.
- Two of those guys were already on campus in Keve Aluma and Grant Yates, but had to sit out last year due to NCAA transfer rules.
- Speaking of transfers, Tech welcomed three this past summer in Cartier Diarra (Kansas State), Justyn Mutts (Delaware) and Cordell PemsI (Iowa). Mutts has two years of eligibility, while Diarra and PemsI each have one season left. However, the NCAA waived the players' eligibility that compete in winter sports, therefore all three could return an additional year.
- Then the other four players are freshmen, with three being on scholarship and one is a walk-on.
- The Hokies have the most newcomers of any team in the ACC.
- Here is how Tech ranks among high-major conferences with bringing in new players:

School	Newcomers
Arkansas (SEC)	12
Arizona (Pac-12)	11
Kentucky (SEC)	10
Kansas State (Big 12)	9
Mississippi State (SEC)	9
Virginia Tech (ACC)	9

OLDER AND WISER

- Last season, Tech was one of the youngest teams in the country (second among high-majors, trailing Utah), playing seven underclassmen in its nine-player rotation.
- This season, it got a little older and wiser with the addition of three grad transfers, as well as its core of now-sophomores having a year of experience, which should equate to a more poised Hokie bunch.
- The three grad transfers combined for 252 games under their belts coming into this season, giving the Hokies some much-needed experience.

WHAT'S NOT TO LIKE?

- KenPom had the Hokies at No. 35 out of 351 teams in its preseason rankings, which are based off of adjusted efficiency margin.
- Out of the ACC, it has Tech tabbed as the eighth best team in the league.

SMALL BUT MIGHTY

- Among high-major conference teams, there are only 35 players that are less than six feet tall, including Tech's Jalen Cone, standing at 5-foot-10.
- Of those 35, 19 of them are walk-ons, while the other 16 are on scholarship.
- In the ACC, Cone is one of eight players shorter than six feet, and is just one of five scholarship players in the league.
- Where does Cone rank among the group in points per game? He ranks sixth, averaging 8.0 last year.
- The other two in the league above him you likely have heard of – Miami (Fla.)'s Chris Lykes (15.4 ppg in '19-20, 5'7") and UVA's Kihei Clark (10.8 ppg in '19-20, 5'9").

FIRST-YEAR WINS

- Tech coach Mike Young tallied 16 wins his first year in Blacksburg, making him tied for the fifth-most wins by a first-year Tech coach in school history.
- The 16 wins were the most by a first-year Tech coach since 1999-00 when Ricky Stokes had 16 as well.

HOME SWEET HOME

- The Hokies home nonconference winning streak got up to 35 games, which at the time was the third-longest in the nation before Penn State snapped the streak in the ACC/B1G Challenge.
- Tech hadn't lost a home nonconference game since Dec. 30, 2015 against West Virginia (88-63).
- The previous best was 23, which was set twice from 1980-84 and 2005-09. The 35-game streak began on Nov. 11, 2016, against Maine.
- Below was the top streaks nationally as of Dec. 7, 2020.

Team	Conference	Streak
Butler	BIG EAST	59
Florida State	ACC	38
Virginia Tech	ACC	35
Gonzaga	WCC	33
Auburn	SEC	29

BOOTS ON THE BOARDS

- For just the third time in school history since joining the ACC in 2004, Tech had a freshman lead the team in rebounding last season when Tyrece Radford brought down 199 boards.
- The other two instances were done by household names as well, with Dorian Finney-Smith (232) in 2011-12 and Jeff Allen (251) in 2007-08 doing so.

STARTERS GAME-BY-GAME

Opponent	Date	Guard	Guard	Guard	Guard	Forward	First off the Bench
Radford (W, 77-62)	Nov. 25	Wabissa Bede	Hunter Cattoor	Nahiem Alleyne	Tyrece Radford	Keve Aluma	2 players
No. 3/3 Villanova (W, 81-73) OT	Nov. 28	Wabissa Bede	Hunter Cattoor	Justyn Mutts	Tyrece Radford	Keve Aluma	2 players
USF (W, 76-58)	Nov. 29	Wabissa Bede	Nahiem Alleyne	Justyn Mutts	Tyrece Radford	Keve Aluma	4 players
VMI (W, 64-57)	Dec. 3	Wabissa Bede	Nahiem Alleyne	Justyn Mutts	Tyrece Radford	Keve Aluma	3 players
Penn State (L, 75-55)	Dec. 8	Wabissa Bede	Nahiem Alleyne	Justyn Mutts	Tyrece Radford	Keve Aluma	4 players

SPECIALITY STATS

Opponent	Date	2nd Chance Points	Points in the Paint	Fastbreak Points	Points off TOs	Bench Points
Radford (W, 77-62)	Nov. 25	7	20	6	16	14
No. 3/3 Villanova (W, 81-73) OT	Nov. 28	9	32	16	5	25
USF (W, 76-58)	Nov. 29	8	42	7	19	33
VMI (W, 64-57)	Dec. 3	20	32	12	13	9
Penn State (L, 75-55)	Dec. 8	6	22	4	4	26



GET 'EM FROM DEEP

- Hunter Cattoor started to get into a rhythm from the perimeter closing the season last year.
- The guard, who was averaging 1.4 3-point makes per game before Feb. 15, finished another level since that game versus Pitt Feb. 15 with a 2.9 mark on a 47.4 percent clip over his last eight outings.
- So, though his attempts were about the same with one more a pop, he made more at a higher rate, making him a reliable threat off the bench, and is someone to watch heading into this year for another jump in shooting percentages coming most likely.
- In his last game, with maybe a glimpse of what's to come, he hit four 3s against North Carolina.

Player	PPG	3FG%	3FGA
Hunter Cattoor (First 23 Gs)	6.0	37.1	3.9
Hunter Cattoor (Last 8 Gs)	8.1	47.4	4.8

TEAM ON THEIR BACK

- The ACC has had its fair share of teams that are carried by freshmen, especially in recent memory.
- Tech, similar to Duke the last couple of years, had its freshmen score more than 50 points per game last year, which ranked it fourth all-time on the ACC freshman season team superlatives record book.
- Of the 51.7 points from last season, the Hokies return 36.2 points from that (70.0 percent) bunch.

Team	W-L	PPG
Duke (2018-19)	32-6	64.0
Duke (2017-18)	29-8	61.2
Duke (1982-83)	11-17	52.9
Virginia Tech (2019-20)	16-16	51.7
Georgia Tech (1982-83)	13-15	46.9

MAKE IT RAIN

- Tech let it rip with six guys hitting a 3-pointer against Clemson in its final home game of the 2019-20 season, which is a trend it accomplished a few times that season.
- In their 32 games last season, the Hokies had nine games with six or more guys hitting a triple and went 6-3 in those games.
- Tech had six guys hit a 3 against Coppin State (11/8) and USC Upstate (11/13), marking the first time that has happened in consecutive games since December 2018 vs. Central Connecticut State (1st) and VMI (5th).
- Since 2010, the Hokies have had 31 games in which they have had at least six players make a 3. In those games, they are 26-5 (.839).
- The most they've had hit a 3 is eight players in a game, which has happened just once since 2010 (Houston Baptist on Nov. 21, 2017).

A SELECT CREW

- There were only two players in the ACC that averaged more than 10 points, six rebounds and shot over 60 percent last year.
- The two players were NC State's DJ Funderburk and the Hokies' Tyrece Radford.
- The funny thing is, one is a guard and the other is a forward, with an eight-inch differential in height, as Radford stands 6'2" and Funderburk 6'10".
- Both players are back this year.

Player	PTS	REB	FG%
DJ Funderburk (NC State)	12.8	6.1	60.9
Tyrece Radford (Virginia Tech)	10.2	6.2	60.4

LEADIN' OFF THE BENCH

- Last season, Tech had two players come off the bench and score in double figures seven times in the Mike Young era.
- Interestingly enough, it did not happen at all in 2018-19 and just once the year before in 2017-18 (vs. Iowa in ACC/B1G Challenge).
- So, expect more of the same with a deeper bench in Young's second season in Blacksburg.

STEPPING UP DOWN THE STRETCH

- Guard Tyrece Radford put together his best stretch towards the end of the season, leading the Hokies in scoring five of their last 12 games since Jan. 28, 2019 at Miami (Fla.).
- Radford played well above his averages over the last 12 games, especially in scoring, with being more aggressive (hence the uptick in attempts).

Player	PPG	FG%	FGA
Tyrece Radford (First 20 Gs)	8.4	64.1	6.1
Tyrece Radford (Last 12 Gs)	13.0	56.8	9.8

A NEW RECORD

- Though it's not one to bang your chest about, the Hokies did set the most 3-point attempts taken in school history last year with 896. The previous high was set in 2018-19 of 831.
- However, it did not accumulate to the most made 3s in school history, though, with it being the second most ever made with 315, which led the ACC.

BENCH MOB

- The Hokies' bench scored 30 points in three straight ACC games (Miami, Duke, UVA), which is something that had happened only twice in the ACC era ('04). They had an ACC-high 36 points vs. UVA on Feb. 26, 2019.
- The other occasion took place in 2015 during a four-game stretch (UVA, Pitt, WF, 'Cuse).
- Some of that bench will be expected to take on a larger this season, with potentially starting.

NBA & G-LEAGUE

NAW'S FIRST SEASON

- Nickeil Alexander-Walker has left his mark on Virginia Tech and is working on making a name for himself at the next level with the New Orleans Pelicans.
- A first-round draft pick last summer, the Toronto native played in 47 games for the Pels in the 2019-20 NBA season. On Feb. 26, he was moved down to the Erie Bayhawks, then came back up when the bubble in Orlando started.
- He scored a career-high 27 points against the Miami Heat on Saturday, Nov. 16. He followed it up the next game on Sunday, Nov. 17 with 19 points, five rebounds and four assists versus the Warriors.
- The guard had a big summer with the team, starring on its NBA Summer League squad with having numerous 20-point performances in Las Vegas.



Season	G	P	R	A	B	S	FG%	M
2019-20	47	5.7	1.8	1.9	0.2	0.4	36.8	12.6

HANGIN' IN

- It was a little bit of a whirlwind for Tech alums Nickeil Alexander-Walker, Justin Robinson and Ahmed Hill last year, with all three going up and down and all around on their quest to solidifying a roster spot in the NBA.
- Robinson, who signed as an undrafted free agent after the NBA Draft concluded with the Washington Wizards, was waived on Jan. 4.
- Hill signed with the Hornets this summer on a two-way deal, but was released in early November. However, he landed nicely on his feet, with now playing on the NAZ Suns, the G-League affiliate of the Phoenix Suns.
- Justin Bibbs, who plays for the Boston Celtics' affiliate (Maine Red Claws), hit a game-winner on Jan. 19, 2019, finishing with 15 points and six assists.



2020-21 SUPERLATIVES

DOUBLE FIGURES SCORING

Keve Aluma	4
Tyrece Radford	3
Nahiem Alleyne	3
Justyn Mutts	2
Hunter Cattoor	1
Cartier Diarra	1
Cordell PemsI	1
Wabissa Bede	1
Jalen Cone	1

20-POINT GAMES

Nahiem Alleyne	1
Keve Aluma	1
Tyrece Radford	1

SCORING LEADER

Keve Aluma	3
Tyrece Radford	1
Jalen Cone	

REBOUNDING LEADER

Keve Aluma	2
Joe Bamisile	1
Tyrece Radford	1
Justyn Mutts	1

ASSIST LEADER

Tyrece Radford	3
Wabissa Bede	1
Cartier Diarra	1
Justyn Mutts	1

BLOCK LEADER

Keve Aluma	3
Tyrece Radford	2
Justyn Mutts	2
Wabissa Bede	1
David N'Guessan	1
Cartier Diarra	1

STEAL LEADER

Wabissa Bede	2
Tyrece Radford	2
Hunter Cattoor	1
Nahiem Alleyne	1
Justyn Mutts	1
Keve Aluma	1

30-PLUS MINUTES

Tyrece Radford	3
Nahiem Alleyne	1
Keve Aluma	1
Justyn Mutts	1

GOOD THINGS COME TO AN END

- After guard Nahiem Alleyne did not knock down one from 3-point land versus Virginia Feb. 26, 2019, it snapped his 13-game streak of making at least one.
- Before the matchup with the Cavaliers, that was the longest active streak in the ACC. It would go on to finish tied for the fifth-longest in the league.
- Of those streaky shooters last year, only two return in Alleyne and Syracuse's Boeheim.

Player	Consecutive Gs w/ a 3
Dejan Vasilijevic (Miami)	20
Elijah Hughes (Syracuse)	19
Buddy Boeheim ('Cuse)	18
Jordan Nwora (Louisville)	17
Ryan McMahon (UofL)	13
Nahiem Alleyne (VT)	13

LET IT GO

- Tech went 14-2 last year when holding a lead with five minutes to go. The two losses came at Boston College on Jan. 25 and Feb. 19 vs. Miami.
- The Hokies are 3-0 this season when owning one.

DISHIN' THE ROCK

- The Hokies went 4-1 last year when racking up more than 20 assists as a team in a game.
- Of the five, two of those came against Syracuse, which, likely, was due to the Orange's 2-3 zone.
- The Highlanders are expected to play a little bit of 2-3 zone on Wednesday, so look for Tech to potentially hit its stride when Radford does so.

OVERTIME HISTORY LESSON

- When the Hokies played in their first overtime game in 2019-20, it had been a while since they last played some 'free basketball.'
- The extra session vs. UNC on Jan. 22 marked the first time Tech played OT since the 2019 ACC Tournament against Florida State, a 65-63 heartbreaking loss.
- When the Tar Heels and Hokies went into double overtime, it marked the first time since 2017 versus Virginia, an 80-78 win, that it went into two OTs.
- Tech two weeks later played in overtime with Boston College and fell at home.
- Then against Miami (Fla.), the Hokies went into triple overtime for the first time since 1983, a four-point loss at West Virginia, 90-86.
- It was Tech's fourth triple overtime (it has never been to four or more), tying its longest game ever. In real time, the game went 2 hours & 41 minutes.
- The contest was the longest game in Cassell, as the other three 3OT games were not at home.

ON THE GLASS

- The Hokies went a solid 8-1 when out-rebounding their opponents on the glass last season.
- With more added depth down low, expect those nine instances last year to increase, with the addition of Keve Aluma (6-9, Wofford), Justyn Mutts (6-7, Delaware) and Cordell PemsI (6-9, Iowa) making their presence felt on the boards.

YOUNG AT TECH RECORD WHEN...

Leading at the half:	16-4
Trailing at the half:	3-12
Tied at the half:	1-1
Playing Overtime:	1-1
Shooting 50% or better:	4-1
Shooting between 40-49.9%:	9-7
Shooting less than 40%:	6-9
Opponents shoot 50% or better:	0-4
Opponents shoot less than 50%:	20-13
VT outrebounds its opponent:	10-2
Opponent outrebounds VT:	9-15
Teams are tied in rebounds:	1-1
VT shoots 70% FT or better:	13-6
VT shoots less than 70% FT:	7-11
Scoring less than 50 points:	0-1
Scoring 50-59 points:	0-7
Scoring 60-69 points:	6-6
Scoring 70-79 points:	9-2
Scoring 80-89 points:	3-0
Scoring 90 or more points:	2-1
Allowing less than 30 points:	0-0
Allowing 30-39 points:	1-0
Allowing 40-49 points:	2-0
Allowing 50-59 points:	9-1
Allowing 60-69 points:	5-4
Allowing 70-79 points:	4-7
Allowing 80-89 points:	0-2
Allowing 90 or more points:	0-2
Game decided by 1-4 points or OT:	2-4
Game decided by 5-10 points:	8-3
Game decided by 11+ points:	10-10
Playing in the morning:	0-0
Playing at night:	14-10
Playing in the afternoon:	6-7
Playing on Monday:	1-0
Playing on Tuesday:	3-5
Playing on Wednesday:	6-3
Playing on Thursday:	1-0
Playing on Friday:	1-1
Playing on Saturday:	5-7
Playing on Sunday:	3-1
Playing in November:	9-2
Playing in December:	5-2
Playing in January:	4-4
Playing in February:	1-6
Playing in March:	1-3

PRETTY RARE

- Tech, which averaged 68.8 points per game last year, went 11-3 when it scored 70 or more.
- The Hokies scored 70-plus versus Boston College and lost on Feb. 8, marking their first time doing so since Nov. 27 when they took on BYU at the Maui Jim Maui Invitational in a 90-77 setback.
- Then when they scored 95 against Miami (Fla.) in a triple-overtime thriller, it marked their third loss in that fashion.



STREAKS...

Overall	Lost 1
Unranked teams anywhere	Lost 1
Ranked teams anywhere	Won 1
Home	Lost 1
Home ACC	Won 1
Home nonconference	Lost 1
Home ranked teams	Lost 2
Home unranked teams	Lost 1
Road	Lost 6
Road ACC	Lost 6
Road ranked teams	Lost 4
Road unranked teams	Lost 4
Neutral	Won 2
Neutral ranked teams	Won 2
Neutral unranked teams	Won 1

CONSECUTIVE STARTS...

Wabissa Bede	43 games
Tyrece Radford	18 games
Keve Aluma	13 games
Justyn Mutts	4 games
Nahiem Alleyne	3 games

CONSECUTIVE GAMES WITH A 3...

Jalen Cone	4 games
Wabissa Bede	2 games
Nahiem Alleyne	1 game
Cartier Diarra	1 game

ACTIVE PROS... (according to Euro Basket)

Nickeil Alexander-Walker	New Orleans Pelicans
Seth Allen	JuveCaserta
Jeff Allen	San Carlos in Dominican Rep. TBS
C.J. Barksdale	Salou in Spanish EBA
Justin Bibbs	Maine Red Claws
Malcolm Delaney	FC Barcelona Lassa
Zabian Dowdell	Pistoia
Jarell Eddie	Universidad Catolica de Murcia CB
Erick Green	Real Betis
Shane Henry	Reales LV in Dominican Rep. LNB
Ahmed Hill	Northern Arizona Suns
Will Johnston	Sydney City Comets
Robert Krabbendam	Rotterdam in Dutch Eredivisie
Zach LeDay	Žalgiris Kaunas - Lithuania
Malik Mueller	Hamburg in German BBL
Ty Outlaw	Lavrio in Greek A1
Cadarian Raines	Beroe in Bulgarian NBL
Justin Robinson	Delaware Blue Coats
Joey van Zegeren	Castello
A.D. Vassallo	Astros in Mexican LNBP
Deron Washington	Trieste

ON THIS DATE... (Dec. 15)

Overall	7-4 (.636)
Conference Record	0-0 (.000)
Home	5-1 (.833)
Televised Games	2-1 (.667)
Overtime Games	0-0 (.000)
Streak	Won 2
Last	W, 73-46 vs. Gardner Webb, 2019
Last Five	3-2

TEAM HIGHS & LOWS

Virginia Tech - Game Highs

POINTS	81	vs Villanova (N) (11/28/2020)
	77	Radford (11/25/2020)
	76	vs South Fla. (N) (11/29/2020)
	64	VMI (12/03/2020)
	55	Penn St. (12/08/2020)
FIELD GOALS MADE	29	Radford (11/25/2020)
	27	vs South Fla. (N) (11/29/2020)
	27	vs Villanova (N) (11/28/2020)
FIELD GOAL ATTEMPTS	60	VMI (12/03/2020)
	60	Radford (11/25/2020)
FIELD GOAL PERCENTAGE	.540 (27-50)	vs South Fla. (N) (11/29/2020)
	.483 (29-60)	Radford (11/25/2020)
3 PT FG MADE	11	Radford (11/25/2020)
	10	vs Villanova (N) (11/28/2020)
3 PT FG ATTEMPTS	27	VMI (12/03/2020)
	26	Radford (11/25/2020)
3 PT FG PERCENTAGE	.500 (10-20)	vs Villanova (N) (11/28/2020)
	.423 (11-26)	Radford (11/25/2020)
FREE THROWS MADE	18	VMI (12/03/2020)
	17	vs South Fla. (N) (11/29/2020)
	17	vs Villanova (N) (11/28/2020)
FREE THROW ATTEMPTS	27	VMI (12/03/2020)
	23	vs Villanova (N) (11/28/2020)
FREE THROW PERCENTAGE	.810 (17-21)	vs South Fla. (N) (11/29/2020)
	.739 (17-23)	vs Villanova (N) (11/28/2020)
REBOUNDS	48	VMI (12/03/2020)
	40	vs Villanova (N) (11/28/2020)
ASSISTS	18	Radford (11/25/2020)
	14	vs Villanova (N) (11/28/2020)
STEALS	4	Radford (11/25/2020)
	3	VMI (12/03/2020)
	3	vs South Fla. (N) (11/29/2020)
BLOCKED SHOTS	4	Radford (11/25/2020)
	3	Penn St. (12/08/2020)
TURNOVERS	14	Penn St. (12/08/2020)
	14	vs Villanova (N) (11/28/2020)
FOULS	19	vs South Fla. (N) (11/29/2020)
	19	vs Villanova (N) (11/28/2020)

Opponent - Game Highs

POINTS	75	Penn St. (12/08/2020)
	73	vs Villanova (N) (11/28/2020)
	62	Radford (11/25/2020)
	58	vs South Fla. (N) (11/29/2020)
	57	VMI (12/03/2020)
FIELD GOALS MADE	30	Penn St. (12/08/2020)
	26	vs Villanova (N) (11/28/2020)
FIELD GOAL ATTEMPTS	61	vs Villanova (N) (11/28/2020)
	60	Penn St. (12/08/2020)
FIELD GOAL PERCENTAGE	.500 (30-60)	vs Villanova (N) (11/28/2020)
	.426 (26-61)	vs Villanova (N) (11/28/2020)
3 PT FG MADE	12	Penn St. (12/08/2020)
	9	vs Villanova (N) (11/28/2020)
3 PT FG ATTEMPTS	25	vs Villanova (N) (11/28/2020)
	24	VMI (12/03/2020)
3 PT FG PERCENTAGE	.522 (12-23)	Penn St. (12/08/2020)
	.360 (9-25)	vs Villanova (N) (11/28/2020)
FREE THROWS MADE	15	vs South Fla. (N) (11/29/2020)
	14	Radford (11/25/2020)
FREE THROW ATTEMPTS	21	Radford (11/25/2020)
	20	vs South Fla. (N) (11/29/2020)
FREE THROW PERCENTAGE	.750 (15-20)	vs South Fla. (N) (11/29/2020)
	.706 (12-17)	vs Villanova (N) (11/28/2020)
REBOUNDS	33	Penn St. (12/08/2020)
	33	Radford (11/25/2020)
ASSISTS	15	Penn St. (12/08/2020)
	11	vs Villanova (N) (11/28/2020)
STEALS	6	Penn St. (12/08/2020)
	6	Radford (11/25/2020)
BLOCKED SHOTS	6	Penn St. (12/08/2020)
	5	VMI (12/03/2020)
TURNOVERS	15	Radford (11/25/2020)
	13	vs South Fla. (N) (11/29/2020)
FOULS	23	vs South Fla. (N) (11/29/2020)
	23	vs Villanova (N) (11/28/2020)

Virginia Tech - Game Lows

POINTS	55	Penn St. (12/08/2020)
	64	VMI (12/03/2020)
	76	vs South Fla. (N) (11/29/2020)
	77	Radford (11/25/2020)
	81	vs Villanova (N) (11/28/2020)
FIELD GOALS MADE	20	Penn St. (12/08/2020)
	21	VMI (12/03/2020)
FIELD GOAL ATTEMPTS	50	vs South Fla. (N) (11/29/2020)
	54	Penn St. (12/08/2020)
FIELD GOAL PERCENTAGE	.350 (21-60)	VMI (12/03/2020)
	.370 (20-54)	Penn St. (12/08/2020)
3 PT FG MADE	4	VMI (12/03/2020)
	5	vs South Fla. (N) (11/29/2020)
3 PT FG ATTEMPTS	16	vs South Fla. (N) (11/29/2020)
	20	vs Villanova (N) (11/28/2020)
3 PT FG PERCENTAGE	.148 (4-27)	VMI (12/03/2020)
	.273 (6-22)	Penn St. (12/08/2020)
FREE THROWS MADE	8	Radford (11/25/2020)
	9	Penn St. (12/08/2020)
FREE THROW ATTEMPTS	11	Radford (11/25/2020)
	18	Penn St. (12/08/2020)
FREE THROW PERCENTAGE	.500 (9-18)	Penn St. (12/08/2020)
	.667 (18-27)	VMI (12/03/2020)
REBOUNDS	28	vs South Fla. (N) (11/29/2020)
	30	Radford (11/25/2020)
ASSISTS	8	Penn St. (12/08/2020)
	11	VMI (12/03/2020)
	11	vs South Fla. (N) (11/29/2020)
STEALS	1	Penn St. (12/08/2020)
	2	vs Villanova (N) (11/28/2020)
BLOCKED SHOTS	2	VMI (12/03/2020)
	2	vs South Fla. (N) (11/29/2020)
	2	vs Villanova (N) (11/28/2020)
TURNOVERS	10	Radford (11/25/2020)
	11	VMI (12/03/2020)
	11	vs South Fla. (N) (11/29/2020)
FOULS	12	Penn St. (12/08/2020)
	13	VMI (12/03/2020)

Opponent - Game Lows

POINTS	55	Penn St. (12/08/2020)
	64	VMI (12/03/2020)
	76	vs South Fla. (N) (11/29/2020)
	77	Radford (11/25/2020)
	81	vs Villanova (N) (11/28/2020)
FIELD GOALS MADE	20	Penn St. (12/08/2020)
	21	VMI (12/03/2020)
FIELD GOAL ATTEMPTS	50	vs South Fla. (N) (11/29/2020)
	54	Penn St. (12/08/2020)
FIELD GOAL PERCENTAGE	.350 (21-60)	VMI (12/03/2020)
	.370 (20-54)	Penn St. (12/08/2020)
3 PT FG MADE	4	VMI (12/03/2020)
	5	vs South Fla. (N) (11/29/2020)
3 PT FG ATTEMPTS	16	vs South Fla. (N) (11/29/2020)
	20	vs Villanova (N) (11/28/2020)
3 PT FG PERCENTAGE	.148 (4-27)	VMI (12/03/2020)
	.273 (6-22)	Penn St. (12/08/2020)
FREE THROWS MADE	8	Radford (11/25/2020)
	9	Penn St. (12/08/2020)
FREE THROW ATTEMPTS	11	Radford (11/25/2020)
	18	Penn St. (12/08/2020)
FREE THROW PERCENTAGE	.500 (9-18)	Penn St. (12/08/2020)
	.667 (18-27)	VMI (12/03/2020)
REBOUNDS	28	vs South Fla. (N) (11/29/2020)
	30	Radford (11/25/2020)
ASSISTS	8	Penn St. (12/08/2020)
	11	VMI (12/03/2020)
	11	vs South Fla. (N) (11/29/2020)
STEALS	1	Penn St. (12/08/2020)
	2	vs Villanova (N) (11/28/2020)
BLOCKED SHOTS	2	VMI (12/03/2020)
	2	vs South Fla. (N) (11/29/2020)
	2	vs Villanova (N) (11/28/2020)
TURNOVERS	10	Radford (11/25/2020)
	11	VMI (12/03/2020)
	11	vs South Fla. (N) (11/29/2020)
FOULS	12	Penn St. (12/08/2020)
	13	VMI (12/03/2020)




PROGRAM HISTORY	
First Year	1908
All-Time Record	1,486-1,235 (.546)
Conference Record	459-639 (.418)
Televised Games	249-233 (.517)
Overtime Games	70-53 (.569)
VT Ranked	87-43 (.669)
NCAA Tournaments	9 (most recent 2018-19)
NIT Appearances	13 (most recent 2015-16)
Most wins	26 (2018-19)
Highest AP Ranking	No. 8 (1995)
CASSELL COLISEUM	
Capacity	8,925
Seasons in Use	60th season
Tech Record	616-203 (.752)
ACC Record	76-61 (.555)
vs. Nonconference	422-72 (.854)
vs. Ranked Teams	24-54 (.308)

2020-21 RECRUITING CLASS

- Coach Mike Young signed his second recruiting class in Blacksburg in November, bringing in three-star Sean Pedulla, who reigns from Edmond, Oklahoma.
- With assistant coach Kevin Giltner being the lead recruiter, Tech brings in a 6-foot-1 guard who rated as a top-165 prospect, according to 247Sports.
- For more info on Sean, look below:

A four-year letterwinner ... Has guided Edmond Memorial to three state tournaments ... Two-time all-state selection ... COAC Offensive Player of the Year ... Averaged 17.6 points a game last season ... Scored 30 points and hit a game-winner in the McGuinness Classic tournament championship game ... Four-time all-tournament team selection ... Coached by Shane Cowherd at Edmond Memorial ... Rated the 165th-best prospect in the 2021 class on 247Sports ... Tabbed the second-best player in the state of Oklahoma and the 25th-best point guard nationally, according to 247Sports ... Chose the Hokies over Minnesota and Oklahoma State ... Born in Oklahoma City, Oklahoma ... Son of Dominic and Bernadette Pedulla ... Planning on majoring in general engineering ... Career objective is to play in the NBA.



PLAYER HIGHS & LOWS

Virginia Tech - Individual Game Highs

POINTS	23	Keve Aluma vs Villanova (N) (11/28/2020)
	21	Tyrece Radford vs South Fla. (N) (11/29/2020)
	20	Nahiem Alleyne vs Villanova (N) (11/28/2020)
	19	Keve Aluma vs Radford (11/25/2020)
	17	Keve Aluma vs VMI (12/03/2020)
FIELD GOALS MADE	9	Tyrece Radford vs South Fla. (N) (11/29/2020)
	9	Keve Aluma vs Villanova (N) (11/28/2020)
FIELD GOAL ATTEMPTS	14	Keve Aluma vs Villanova (N) (11/28/2020)
	12	Jalen Cone vs Penn St. (12/08/2020)
	12	Tyrece Radford vs South Fla. (N) (11/29/2020)
	12	Nahiem Alleyne vs Villanova (N) (11/28/2020)
FIELD GOAL PERCENTAGE (min 5 made)	.750 (9-12)	Tyrece Radford vs South Fla. (N) (11/29/2020)
	.700 (7-10)	Keve Aluma vs Radford (11/25/2020)
3 PT FG MADE	4	Nahiem Alleyne vs Villanova (N) (11/28/2020)
	4	Hunter Cattoor vs Radford (11/25/2020)
3 PT FG ATTEMPTS	8	Jalen Cone vs Penn St. (12/08/2020)
	7	Nahiem Alleyne vs VMI (12/03/2020)
3 PT FG PERCENTAGE (min 2 made)	1.000 (2-2)	Justyn Mutts vs Villanova (N) (11/28/2020)
	.667 (4-6)	Nahiem Alleyne vs Villanova (N) (11/28/2020)
	.667 (4-6)	Hunter Cattoor vs Radford (11/25/2020)
	.667 (2-3)	Keve Aluma vs South Fla. (N) (11/29/2020)
FREE THROWS MADE	7	Keve Aluma vs VMI (12/03/2020)
	6	Tyrece Radford vs VMI (12/03/2020)
	6	Hunter Cattoor vs South Fla. (N) (11/29/2020)
FREE THROW ATTEMPTS	13	Keve Aluma vs VMI (12/03/2020)
	8	Hunter Cattoor vs South Fla. (N) (11/29/2020)
FREE THROW PERCENTAGE (min 3 made)	1.000 (4-4)	Wabissa Bede vs VMI (12/03/2020)
	1.000 (4-4)	Nahiem Alleyne vs Radford (11/25/2020)
REBOUNDS	13	Tyrece Radford vs Villanova (N) (11/28/2020)
	12	Keve Aluma vs Penn St. (12/08/2020)
	12	Keve Aluma vs VMI (12/03/2020)
ASSISTS	6	Justyn Mutts vs VMI (12/03/2020)
	5	Tyrece Radford vs Villanova (N) (11/28/2020)
	5	Tyrece Radford vs Radford (11/25/2020)
STEALS	2	Keve Aluma vs VMI (12/03/2020)
	2	Wabissa Bede vs South Fla. (N) (11/29/2020)
	2	Justyn Mutts vs Villanova (N) (11/28/2020)
BLOCKED SHOTS	2	Keve Aluma vs Villanova (N) (11/28/2020)
	2	Wabissa Bede vs Radford (11/25/2020)
	2	Keve Aluma vs Radford (11/25/2020)
TURNOVERS	4	Cartier Diarra vs Penn St. (12/08/2020)
	4	Keve Aluma vs South Fla. (N) (11/29/2020)
	4	Justyn Mutts vs Villanova (N) (11/28/2020)
FOULS	5	Justyn Mutts vs South Fla. (N) (11/29/2020)
	5	Wabissa Bede vs Villanova (N) (11/28/2020)
	5	Cartier Diarra vs Villanova (N) (11/28/2020)

Opponent - Individual Game Highs

POINTS	25	Collin Gillespie vs Villanova (N) (11/28/2020)
	24	Izaiah Brockington vs Penn St. (12/08/2020)
	17	Caleb Daniels vs Villanova (N) (11/28/2020)
	14	Myreon Jones vs Penn St. (12/08/2020)
	14	Jeremiah Robinson-Earl vs Villanova (N) (11/28/2020)
FIELD GOALS MADE	10	Izaiah Brockington vs Penn St. (12/08/2020)
	8	Collin Gillespie vs Villanova (N) (11/28/2020)
FIELD GOAL ATTEMPTS	16	Greg Parham vs VMI (12/03/2020)
	15	Jeremiah Robinson-Earl vs Villanova (N) (11/28/2020)
FIELD GOAL PERCENTAGE (min 5 made)	.714 (10-14)	Izaiah Brockington vs Penn St. (12/08/2020)
	.571 (8-14)	Collin Gillespie vs Villanova (N) (11/28/2020)
3 PT FG MADE	4	Myreon Jones vs Penn St. (12/08/2020)
	4	Collin Gillespie vs Villanova (N) (11/28/2020)
3 PT FG ATTEMPTS	7	Myreon Jones vs Penn St. (12/08/2020)
	7	Greg Parham vs VMI (12/03/2020)
	7	Collin Gillespie vs Villanova (N) (11/28/2020)
3 PT FG PERCENTAGE (min 2 made)	1.000 (2-2)	Cole Swider vs Villanova (N) (11/28/2020)
	.667 (2-3)	Izaiah Brockington vs Penn St. (12/08/2020)
	.667 (2-3)	Sam Sessoms vs Penn St. (12/08/2020)
FREE THROWS MADE	5	Collin Gillespie vs Villanova (N) (11/28/2020)
	5	Fah'Mir Ali vs Radford (11/25/2020)
FREE THROW ATTEMPTS	8	Collin Gillespie vs Villanova (N) (11/28/2020)
	6	David Collins vs South Fla. (N) (11/29/2020)
	6	Fah'Mir Ali vs Radford (11/25/2020)
FREE THROW PERCENTAGE (min 3 made)	1.000 (4-4)	Jeremiah Robinson-Earl vs Villanova (N) (11/28/2020)
	1.000 (3-3)	Caleb Murphy vs South Fla. (N) (11/29/2020)
REBOUNDS	12	Myles Lewis vs VMI (12/03/2020)
	9	Jeremiah Robinson-Earl vs Villanova (N) (11/28/2020)
ASSISTS	6	Jamari Wheeler vs Penn St. (12/08/2020)
	5	Fah'Mir Ali vs Radford (11/25/2020)
STEALS	3	Josiah Jeffers vs Radford (11/25/2020)
	2	Jake Stephens vs VMI (12/03/2020)
	2	Michael Durr vs South Fla. (N) (11/29/2020)
	2	Collin Gillespie vs Villanova (N) (11/28/2020)
	2	Xavier Lipscomb vs Radford (11/25/2020)
BLOCKED SHOTS	3	Jake Stephens vs VMI (12/03/2020)
	2	Sam Sessoms vs Penn St. (12/08/2020)
	2	Myles Lewis vs VMI (12/03/2020)
TURNOVERS	5	Caleb Murphy vs South Fla. (N) (11/29/2020)
	5	David Collins vs South Fla. (N) (11/29/2020)
FOULS	5	Sean Conway vs VMI (12/03/2020)
	5	Michael Durr vs South Fla. (N) (11/29/2020)
	5	Justin Moore vs Villanova (N) (11/28/2020)





Mike YOUNG

- Second season at Virginia Tech
- 19th as a head coach in Division I
- Produced three AP All-America selections at Wofford
- Took Wofford to five NCAA Tournament appearances

The Young File

PERSONAL

BORN: May 1, 1963
 HOMETOWN: Radford, Virginia
 FAMILY: Wife (Margaret), Children (Cooper & Davis)
 COACHING RECORD AT VIRGINIA TECH: 20-17 (2nd year)
 CAREER HEAD COACHING RECORD: 319-261 (.550)

EDUCATION

Emory & Henry (1986)
 JOINED TECH STAFF: April 7, 2019
 YEARS OF COLLEGIATE HEAD COACHING: 19
 YEARS OF COLLEGIATE COACHING: 34

COACHING CAREER

Year	School
1986-88	Assistant Coach, Emory & Henry
1988-89	Assistant Coach, Radford
1989-02	Assistant Coach, Wofford
2002-19	Head Coach, Wofford
2019-present	Head Coach, Virginia Tech

ACCOMPLISHMENTS

Five NCAA Tournaments

2019, 2015, 2014, 2011, 2010

Five SoCon Tournament Championships

2019, 2015, 2014, 2011, 2010

Four SoCon Regular-Season Titles

2019, 2015, 2011, 2010

Two-time National Coach of the Year

2019 (Sporting News), 2010 (Hugh Durham)

Three AP All-America Selections

Fletcher Magee (2018-19) Karl Cochran (2014-15) Noah Dahlman (2009-10)

Four SoCon Player of the Years

Fletcher Magee (2017-18, 2018-19) Karl Cochran (2014-15) & Noah Dahlman (2009-10)

All-SoCon

24 selections (Coaches) 34 selections (media)

Having just three players returning who saw minutes the previous year in 2018-19 on the team, Young had to act quickly when hired on April 7, 2019 and build a roster to compete in the best conference in the nation. Adding a staff and six scholarship players in a hurry, Young's first season in Blacksburg started off with a bang, as the Hokies went down to South Carolina and defeated Clemson in style to give Young his first Hokie and ACC win, as well as his 300th career victory.

Another big-time W came at the prestigious Maui Jim Maui Invitational against then-No. 3 Michigan State. On ESPN2 with Dan Shulman and Jay Bilas on the call, the young Hokies (7 of the 9 rotation players were underclassmen) pulled off one of the bigger upsets of the season with a 71-66 win. With the upset of Sparty, it marked the first time since 1964 that Tech beat a top-five team in nonconference play.

Despite being the shortest and second-youngest squad among high-major conference teams, Young and Co. tallied 16 wins to make it the most victories by a first-year head coach at Tech since 1999-00 and tied for the fifth-most wins ever by a first-year Hokie coach. He also became the first coach to win two of his first three road ACC games in school history.

Leaning on a mix of young and old in his first season, Young developed junior Wabissa Bede into one of the finer point guards in the country, as Bede would go on to finish with the sixth-best assist-to-turnover ratio nationally (3.34) and first in the ACC. And under Young's tutelage, redshirt freshman Tyrece Radford blossomed into one of the better all-around players in the league, with being one of only two players in the ACC to average 10 points, six rebounds and shoot over 60 percent from the field.

Under the direction of Young, the Hokies put together some new records during the 2019-20 season. On Nov. 20 versus Delaware State, Tech racked up 21 3-pointers, marking the most in school history and the most ever by an ACC team. Speaking of 3s, the 315 hit last season were the second-most in school history.

Four freshmen hit 49 or more 3-pointers, which was the most by any program in over the last 25 years. Behind the young bucks, Tech finished 13th nationally in 3-pointers made per game with 9.9 triples a contest, which was the most in school history.

Utilizing its freshmen on the offensive end last year, Tech finished with its freshmen averaging 50.7 points per game, which is the fourth-most in ACC history behind Duke's 2018-19, 2017-18, 1982-83 teams.

Making sure his team played the game the right way by limiting miscues, Young's prowess showed on Dec. 29 when Tech committed only two turnovers against Maryland Eastern Shore to tie a school record. The Hokies would go on to finish fourth in the nation in fewest turnovers committed per game (9.9).

The Radford, Virginia native joined the Hokies after a record-setting 17-year tenure as the head coach at Wofford. The Terriers posted a 30-5 overall record in 2018-19, including a perfect 18-0 mark in Southern Conference play, and registered a convincing 84-68 win over Seton Hall in the first round of the 2019 NCAA Tournament.

The 2019 Sporting News Coach of the Year, Young built the Terriers into one of the Southern Conference's preeminent programs and a perennial NCAA Tournament participant. He guided Wofford to five NCAA Tournament berths over the past 10 seasons and five Southern Conference championships.

YEAR BY YEAR

Year	School	Rec.	Conf.	Postseason
2020-21	Virginia Tech	4-1	0-0	---
2019-20	Virginia Tech	16-16	7-13	
2018-19	Wofford	30-5	18-0	NCAA Round of 32
2017-18	Wofford	21-13	11-7	CIT
2016-17	Wofford	16-17	10-8	
2015-16	Wofford	15-17	11-7	
2014-15	Wofford	28-7	16-2	NCAA First Round
2013-14	Wofford	20-13	11-5	NCAA First Round
2012-13	Wofford	13-19	7-11	
2011-12	Wofford	19-14	12-6	CBI
2010-11	Wofford	21-13	14-4	NCAA First Round
2009-10	Wofford	26-9	15-3	NCAA First Round
2008-09	Wofford	16-14	12-8	
2007-08	Wofford	16-16	8-12	
2006-07	Wofford	10-20	5-13	
2005-06	Wofford	11-18	6-9	
2004-05	Wofford	14-14	7-9	
2003-04	Wofford	9-20	4-12	
2002-03	Wofford	14-15	8-8	



BOUNCE BACK TIME

• When Mike Young loses a basketball game, it rarely spills into the next game, with his teams bouncing back with a W, especially over the last five years with him being .587 by going 37-26.

Season	G	W	L	Pct.
2002-03	14	7	7	.500
2003-04	19	7	12	.368
2004-05	13	5	8	.385
2005-06	17	8	9	.471
2006-07	19	6	13	.316
2007-08	15	7	8	.467
2008-09	13	8	5	.615
2009-10	8	5	3	.625
2010-11	12	9	3	.750
2011-12	13	8	5	.615
2012-13	18	9	9	.500
2013-14	12	7	5	.583
2014-15	6	5	1	.833
2015-16	16	9	7	.563
2016-17	16	10	6	.625
2017-18	12	9	3	.750
2018-19	4	4	0	1.000
2019-20	15	5	10	.333
2020-21	0	0	0	---
Total	242	128	114	.529



WHEN IT COUNTS

- Mike Young brings a polished resume from his time at Wofford and you can see that in the numbers he carries regarding finishing a lead when his teams have had one over his years of coaching.
- Over the last seven years when Young has had a lead with five minutes to go, he usually holds on to it to preserve the win, boasting a .913 winning percentage to his name.
- Since his arrival to Tech, the Hokies have carried the trend also, owning a 17-2 record.

Year	G	W	L	Pct.
2014-15	25	23	2	.920
2015-16	17	14	3	.824
2016-17	17	15	2	.882
2017-18	21	19	2	.905
2018-19	27	27	0	1.000
2019-20	16	14	2	.875
2020-21	3	3	0	1.000
Total	126	115	11	.913

Opponent	G	W	L	Pct.
High-Major	14	11	3	.786
Mid-Major	112	104	8	.929
Conference	73	64	9	.877
Nonconference	50	48	2	.960
Postseason	9	7	2	.778

WHAT THEY'RE SAYING



Jeff Borzello ✓
@jeffborzello

FINAL: Virginia Tech 81, No. 3 Villanova 73.

Marks the second year in a row Va Tech knocks off a top-three team in November. Hokies erase a 12-point deficit in the final nine minutes, then overcome a weird ending to regulation. **Mike Young** can coach, man. Keve Aluma was terrific.



Matthew Gutierrez ✓
@MatthewGut21

Already starting to regret placing Virginia Tech in the bottom portion of the ACC. The way they move so well offensively and defend with energy, they'll compete in conference play



Jon Rothstein ✓
@JonRothstein

Today we saw why many NBA folks felt that Mike Young could be an offensive coordinator at the professional level. Guy is a genius offensively.



Bryan Ives
@awaytoworthy

Only Mike Krzyzewski (5) has more wins vs AP Top 5 teams away from home than Mike Young (3) over in the last four seasons.

Young's wins:
2017 at 5 UNC
2019 vs 3 MSU (Maui)
2020 vs 3 VILL (Mohegan Sun)
**Leonard Hamilton and Chris Beard also have 3 such wins.

11:11 PM · 11/28/20 · Twitter Web App

15 Retweets 4 Quote Tweets 70 Likes



Jeff Goodman ✓
@GoodmanHoops

FINAL: Virginia Tech 81, No. 3 Villanova 73 (OT)

Hell of a win for the Hokies in a game that was put together less than 48 hours ago.

Keve Aluma followed Mike Young from Wofford to Blacksburg and just finished with 23 points and 8 rebounds in the win.



Fran Fraschilla ✓
@franfraschilla

The "basketball gods" rewarded @HokiesMBB. They deserved to win this game. @NovaMBB defense inside & out has been a major issue in two of three games. Mike Young, as was ascribed to great Bear Bryant, "can take yours & beat his and take his & beat yours."





HUNTER CATTOOR (cuh-TOUR)

Sophomore | 6-3 | 200
G | Orlando, Fla.

High School
Bishop Moore

Major: Human Development

0

AT THE RIM

- Has played in five games, earning two starts.
- Pulled down a rebound in eight seconds of action against Penn State (12/8).
- Chipped in three points and two assists in 17 minutes off the bench versus VMI (12/3).
- Played more aggressive offensively against USF (11/29), driving more to the rim and got the charity stripe a career-high eight times and made six free throws on his way to a season-high 13 points.
- Missed his first shot, but then rattled in his next four – all from downtown – to finish with 12 points vs. Radford (11/25).
- Played in 31 games, drawing three starts.
- Led the team in scoring against North Carolina (3/10) in the first round of the ACC Tournament, collecting 14 points.
- Made a career-high five 3-pointers on his way to a career-best 17 point against Maryland Eastern Shore (12/29).
- Originally committed to Wofford, but signed with the Hokies after Virginia Tech's hiring of Mike Young.
- Four-year letterwinner at Bishop Moore High School.
- FHSAA 6A first-team All-State and District Player of the Year.
- Scored 1,420 points in high school and a 3-star (247 Sports).
- Also played quarterback on Bishop Moore's football team for one season.

CAREER HIGHS

Statistic	Value
Points	17 vs UMES 12/29/19
Rebounds	8 vs Coppin St. 11/08/19
Assists	4 vs Delaware St. 11/20/19
Steals	3 at Notre Dame 03/07/20, vs Gardner-Webb 12/15/19
Blocks	1 4 times
FG Made	6 vs UMES 12/29/19
FG Attempts	11 vs North Carolina 03/10/20
3FG Made	5 vs UMES 12/29/19
3FG Attempts	10 vs North Carolina 03/10/20
FT Made	6 vs South Fla. 11/29/20
FT Attempts	8 vs South Fla. 11/29/20

GAME-BY-GAME STATS

Opponent	Date	GS	MIN	Total			3-Pointers			Free throws			Rebounds			PF	A	T/O	BLK	STL	PTS	AVG
				FG	FGA	PCT	3FG	3FGA	PCT	FT	FTA	PCT	OFF	DEF	TOT							
Radford	11/25/2020	*	25:10	4-6	.667	4-6	.667	0-0	.000	0	2	2	2	2	0	0	0	0	1	12	12.0	
vs Villanova	11/28/2020	*	14:12	1-3	.333	1-2	.500	2-2	1.000	0	1	1	1.5	0	0	0	0	0	0	5	8.5	
vs South Fla.	11/29/2020		20:38	3-5	.600	1-3	.333	6-8	.750	0	1	1	1.3	1	2	2	0	0	3	13	10.0	
VMI	12/03/2020		17:42	1-5	.200	1-3	.333	0-0	.000	0	2	2	1.5	2	0	1	0	0	3	8.3		
Penn St.	12/08/2020		00:08	0-0	.000	0-0	.000	0-0	.000	0	1	1	1.4	0	0	0	0	0	0	0	6.6	
Totals			2:77:51	9-19	.474	7-14	.500	8-10	.800	0	7	7	1.4	4	2	3	0	1	33	6.6		

Player Averages

Games Played	Minutes/ game	Points/ game	FG Pct	3FG Pct	FT Pct	Rebounds/ game	Assists/ game	Turnovers/ game	Assist/Turnover ratio	Steals/ game	Blocks/ game
5	15.6	6.6	47.4	50.0	80.0		1.4	0.4	0.6	0.7	0.2

CAREER STATS

SEASON	TEAM	Field Goals			3-Point			F-Throws			Rebounds			Scoring									
		GP	GS	MIN	FG	FGA	FG%	3FG	3FGA	3FG%	FT	FTA	FT%	OFF	DEF	TOT	AVG	PF	FO	AST	T/O	BLK	STL
2019-20	Hokies	31-3		628:20.3	69-165	.418	51-127	.402	14-22	.636	4	73	77	2.5	44-0	35	16	4	31	203	6.5		
2020-21	Hokies	5-2		78:15.6	9-19	.474	7-14	.500	8-10	.800	0	7	7	1.4	4-0	2	3	0	1	33	6.6		
TOTAL		36-5		706:19.6	78-184	.424	58-141	.411	22-32	.688	4	80	84	2.3	48-0	37	19	4	32	236	6.6		



JOSEPH "JOE" BAMISILE (BAM-uh-sill)

Freshman | 6-4 | 195
G | Chesterfield, Va.

High School
Monacan

Major: Public Relations

1

AT THE RIM

- Has played in five games.
- Hit a free throw and pulled down a board against Penn State (12/8).
- Played three minutes versus VMI (12/3).
- Came in and tied his most minutes off the bench with 11 against USF (11/29).
- Played in 11 minutes off the bench, pulling down a team-high seven rebounds and scoring three points against Radford (11/25).
- Averaged 28 points, seven rebounds and two assists as a junior at Monacan High School in 2018-19.
- Richmond Times-Dispatch's first-team all-metro.
- VHSL AAAA first-team all-state.
- Region 4B co-player of the year.
- NBPA Top 100 all-camp team (Virginia).
- Rated 61st overall and the 15th-best shooting guard on Rivals.
- Tabbed 64th overall and 13th-best shooting guard on ESPN.
- Ranks 66th overall and the 12th-best shooting guard on 247 Sports.
- Chose the Hokies over Northwestern and West Virginia.
- Coach Young and his high school coach, R.J. Spelsberg, played together in college at Emory & Henry on the basketball team.
- Born in Richmond, Virginia.
- Majoring in public relations.

CAREER HIGHS

Statistic	Value
Points	3 vs Radford 11/25/20
Rebounds	7 vs Radford 11/25/20
FG Made	1 vs Radford 11/25/20
FG Attempts	8 vs Radford 11/25/20
3FG Attempts	2 vs Radford 11/25/20, vs Villanova 11/28/20
FT Made	1 vs Radford 11/25/20, vs Penn St. 12/08/20
FT Attempts	2 vs Penn St. 12/08/20

GAME-BY-GAME STATS

Opponent	Date	GS	MIN	Total			3-Pointers			Free throws			Rebounds			PF	A	T/O	BLK	STL	PTS	AVG
				FG	FGA	PCT	3FG	3FGA	PCT	FT	FTA	PCT	OFF	DEF	TOT							
Radford	11/25/2020		11:35	1-8	.125	0-2	.000	1-1	1.000	3	4	7	7.0	0	0	1	0	0	3	3.0		
vs Villanova	11/28/2020		06:01	0-2	.000	0-2	.000	0-0	.000	0	0	0	3.5	0	0	0	0	0	0	1.5		
vs South Fla.	11/29/2020		11:06	0-2	.000	0-1	.000	0-0	.000	0	0	0	2.3	0	0	1	0	0	0	1.0		
VMI	12/03/2020		03:57	0-0	.000	0-0	.000	0-0	.000	0	0	0	1.8	0	0	1	0	0	0	0.8		
Penn St.	12/08/2020		02:42	0-1	.000	0-1	.000	1-2	.500	0	1	1	1.6	0	0	0	0	0	1	0.8		
Totals			0:35:21	1-13	.077	0-6	.000	2-3	.667	3	5	8	1.6	0	0	3	0	0	4	0.8		

Player Averages

Games Played	Minutes/ game	Points/ game	FG Pct	3FG Pct	FT Pct	Rebounds/ game	Assists/ game	Turnovers/ game	Assist/Turnover ratio	Steals/ game	Blocks/ game
5	7.1	0.8	7.7	0.0	66.7	1.6	0.0	0.6	0.0	0.0	0.0

CAREER STATS

SEASON	TEAM	Field Goals			3-Point			F-Throws			Rebounds			Scoring									
		GP	GS	MIN	FG	FGA	FG%	3FG	3FGA	3FG%	FT	FTA	FT%	OFF	DEF	TOT	AVG	PF	FO	AST	T/O	BLK	STL
2020-21	Hokies	5-0		35:7.1	1-13	.077	0-6	.000	2-3	.667	3	5	8	1.6	0-0	0	3	0	0	4	0.8		
TOTAL		5-0		35:7.1	1-13	.077	0-6	.000	2-3	.667	3	5	8	1.6	0-0	0	3	0	0	4	0.8		





CARTIER DIARRA (Car-tee-YAIRE JOTT-ah)

Graduate student | 6-4 | 185
G | Florence, S.C.

High School/Last School
West Florence/Kansas State

Masters: Consumer studies

2

2020 First-Team Academic All-Big 12

AT THE RIM

- Has played in four games.
- Totaled seven points, three rebounds and a block against Penn State (12/8).
- Cracked the double-digit plateau for the first time at Tech, posting 10 points and finished with three assists and two rebounds against USF (11/29).
- Owned five points, three rebounds and three assists versus No. 3/3 Villanova (11/28).
- Played in 95 games, drawing 58 starts at Kansas State.
- Averaged 13.3 points, 3.8 rebounds, 4.2 assists and 1.8 steals per game in 2019-20 and was one of only seven players nationally to average that stat line or better.
- One of only two Big 12 players to rank in the league's top five in assists and steals and top 15 for scoring this past season.
- Led the Wildcats in 20-point games, boasting five in 2019-20.
- Earned Big 12 Player of the Week after scoring a career-high 25 points against Tulsa thanks to a career-best six 3-pointers
- Earned his undergraduate degree at Kansas State in human development and family sciences.

CAREER HIGHS

Statistic	Value
Points	25 vs Tulsa 12/29/19, vs West Virginia 01/18/20
Rebounds	8 vs Marquette 12/07/19
Assists	10 vs Alabama St. 12/11/19
Steals	5 vs Florida A&M 12/02/19, vs Bradley 11/27/19
Blocks	3 at Iowa St. 02/08/20
FG Made	8 vs North Dakota St. 11/05/19, vs Tulsa 12/29/19, vs West Virginia 01/18/20
FG Attempts	21 vs North Dakota St. 11/05/19
3FG Made	6 vs Tulsa 12/29/19
3FG Attempts	11 at Iowa St. 02/08/20, vs Tulsa 12/29/19
FT Made	8 at Oklahoma St. 03/04/20, vs Mississippi St. 12/14/19
FT Attempts	12 vs Mississippi St. 12/14/19

GAME-BY-GAME STATS

Opponent	Date	GS	MIN	Total FG-FGA	PCT	3-Pointers 3FG-3FGA	PCT	Free throws FT-FTA	PCT	Rebounds OFF DEF TOT	PF	A	T/O	BLK	STL	PTS	AVG		
Radford	11/25/2020	19	28	4-6	.667	0-2	.000	0-0	.000	0	2	2	2	0	0	8	8.0		
vs Villanova	11/28/2020	24	18	1-8	.125	0-3	.000	3-4	.750	2	1	3	2	5	3	0	5	6.5	
vs South Fla	11/29/2020	16	00	3-5	.600	0-1	.000	4-5	.800	1	1	2	2	3	0	0	10	7.7	
Penn St.	12/08/2020	18	32	2-4	.500	1-2	.500	2-4	.500	1	2	3	2	3	0	4	1	7.5	
Totals		0	78:18	10-23	.435	1-8	.125	9-13	.692	4	6	10	2.5	10	9	1	0	30	7.5

Player Averages

Games Played	Minutes/game	Points/game	FG Pct	3FG Pct	FT Pct	Rebounds/game	Assists/game	Turnovers/game	Assist/Turnover ratio	Steals/game	Blocks/game
4	19.6	7.5	43.5	12.5	69.2	2.5	2.3	2.3	1.0	0.0	0.3

CAREER STATS

SEASON	TEAM	GP-GS	MIN/AVG	Field Goals FG-FGA	FG%	3-Point 3FG-3FGA	3FG%	F-Throws FT-FTA	FT%	OFF DEF TOT	REB	PF	FO	AST	T/O	BLK	STL	PTS	AVG	
2017-18	KState	37-22	879/23.8	90-192	.469	34-84	.405	47-65	.723	22	71	93	2.5	89-3	73	69	3	28	261	7.1
2018-19	KState	26-9	662/25.5	55-136	.404	27-74	.365	40-57	.702	19	66	85	3.3	53-1	44	44	8	24	177	6.8
2019-20	KState	32-27	997/31.2	148-359	.412	51-167	.305	79-118	.669	21	101	122	3.8	77-4	134	103	10	58	426	13.3
2020-21	Hokies	4-0	78/19.6	10-23	.435	1-8	.125	9-13	.692	4	6	10	2.5	10-1	9	9	1	0	30	7.5
TOTAL FOR Hokies	4-0	78/19.6	10-23	.435	1-8	.125	9-13	.692	4	6	10	2.5	10-1	9	9	1	0	30	7.5	
TOTAL		99-58	2617/26.4	303-710	.427	113-333	.339	175-253	.692	66	244	310	3.1	229-9	260	225	22	110	894	9.0



WABISSA BEDE (wa-BEE-sah BEE-dee)

Graduate student | 6-1 | 195
G | North Andover, Mass.

High School
Cushing Academy

Masters: Agricultural & life sciences
with a concentration in leadership

3

2018-19 ACC Academic Honor Roll

AT THE RIM

- Has played in five games, drawing five starts.
- Tallied seven points and a rebound against Penn State (12/8).
- Cracked the double-digit scoring plateau for the first time this season, posting 11 points, four rebounds and three assists versus VMI (12/3).
- Had his first scoreless games of the season, but chipped in three assists, two steals and a rebound against USF (11/29).
- Was steady versus No. 3/3 Villanova (11/28) with eight points, three rebounds and three assists.
- Played in all 32 games, starting each contest.
- Fourth in the ACC in assists per game (5.55) and first in assist-turnover ratio (3.31) last year. Then was fourth in ACC-only games with 5.00 assists p/g and second with a 2.70 A/TO ratio.
- Filled up the stat sheet against North Carolina (3/10) in the first round of the ACC Tournament, collecting five points, five rebounds, five assists, two blocks and a steal.
- Posted two points, five rebounds and four assists at No. 11/10 Louisville (3/1).
- Played in 35 games, starting 28 of those in 2018-19.

CAREER HIGHS

Statistic	Value
Points	14 vs UMES 12/28/18
Rebounds	9 vs Coppin St. 11/08/19
Assists	10 vs Coppin St. 11/08/19, vs Delaware St. 11/20/19
Steals	4 4 times
Blocks	2 5 times
FG Made	6 vs Duke 12/06/19
FG Attempts	13 vs BYU 11/27/19
3FG Made	4 vs UMES 12/28/18
3FG Attempts	5 vs Duke 02/26/19, vs BYU 11/27/19, vs VMI 12/03/20
FT Made	6 vs Houston Baptist 11/21/17
FT Attempts	9 vs Michigan St. 11/25/19

GAME-BY-GAME STATS

Opponent	Date	GS	MIN	Total FG-FGA	PCT	3-Pointers 3FG-3FGA	PCT	Free throws FT-FTA	PCT	Rebounds OFF DEF TOT	PF	A	T/O	BLK	STL	PTS	AVG		
Radford	11/25/2020	*	21:40	4-8	.500	1-1	1.000	0-0	.000	0	3	3	3.0	2	2	2	1	9	9.0
vs Villanova	11/28/2020	*	22:42	3-8	.375	2-4	.500	0-0	.000	1	2	3	3.0	5	3	1	0	8	8.5
vs South Fla	11/29/2020	*	25:23	0-1	.000	0-0	.000	0-0	.000	0	1	1	2.3	1	3	1	0	2	0.5
VMI	12/03/2020	*	28:31	3-9	.333	1-5	.200	4-4	1.000	0	4	4	2.8	2	3	1	0	11	7.0
Penn St.	12/08/2020	*	29:15	3-6	.500	1-3	.333	0-0	.000	0	0	0	2.2	2	1	2	0	7	7.0
Totals		5	127:30	13-32	.406	5-13	.385	4-4	1.000	1	10	11	2.2	12	12	7	2	35	7.0

Player Averages

Games Played	Minutes/game	Points/game	FG Pct	3FG Pct	FT Pct	Rebounds/game	Assists/game	Turnovers/game	Assist/Turnover ratio	Steals/game	Blocks/game
5	25.5	7.0	40.6	38.5	100.0	2.2	2.4	1.4	1.7	0.6	0.4

CAREER STATS

SEASON	TEAM	GP-GS	MIN/AVG	Field Goals FG-FGA	FG%	3-Point 3FG-3FGA	3FG%	F-Throws FT-FTA	FT%	OFF DEF TOT	REB	PF	FO	AST	T/O	BLK	STL	PTS	AVG	
2017-18	Hokies	28-0	233/8.3	25-51	.490	9-17	.529	11-18	.611	4	20	24	0.9	27-1	23	9	3	7	70	2.5
2018-19	Hokies	35-26	886/25.3	51-127	.402	23-65	.354	7-13	.538	8	78	86	2.5	58-0	82	37	3	38	132	3.8
2019-20	Hokies	32-32	949/29.6	64-173	.370	14-63	.222	23-46	.500	10	108	118	3.7	60-1	177	53	15	33	165	5.2
2020-21	Hokies	5-5	127/25.5	13-32	.406	5-13	.385	4-4	1.000	1	10	11	2.2	12-1	12	7	2	3	35	7.0
TOTAL		100-63	2195/22.0	153-383	.399	51-158	.323	45-81	.556	23	216	239	2.4	157-3	294	106	23	81	402	4.0





NAHIEM ALLEYNE (na-HEEM ah-LEAN)

Sophomore | 6-4 | 195
G | Buford, Ga.

High School
Mountain View

Major: Human Development

4

2019-20 ACC Men's Basketball All-Academic Team

AT THE RIM

- Has played in five games, drawing four starts.
- Got back to double figures scoring for the first time in three games, tallying 10 points in 22 minutes vs. Penn State (12/8).
- Recorded four points and two rebounds versus VMI (12/3).
- Off the bench, dropped 20 points versus No. 3/3 Villanova (11/28) behind four triples and had a rebound and an assist.
- Earned the most minutes (31) of any Tech player against Radford (11/25) on his way to the second-most points (14), along with tallying a perfect 4-for-4 clip from the free-throw line and two assists.
- Played in all 32 games, drawing 27 starts.
- Arguably his best game last season came against Chattanooga (12/11), racking up a career-high 22 points thanks to three 3-pointers and a perfect clip (5-for-5) from the line.
- Two-year letterwinner at Mountain View High School.
- GHSA All-State and All-Region.
- Averaged 17.2 points per game and made 63 three-pointers in the 2018-19 season.
- A three-star on 247 Sports.
- Ranked as the 21st-best player in the state of Georgia.

CAREER HIGHS

Statistic	Value
Points	22 vs Chattanooga 12/11/19
Rebounds	5 vs Boston College 02/08/20, vs Chattanooga 12/11/19
Assists	4 times
Steals	2 vs Michigan St. 11/25/19
Blocks	2 vs Delaware St. 11/20/19
FG Made	7 vs Delaware St. 11/20/19, vs Chattanooga 12/11/19, vs Villanova 11/28/20
FG Attempts	16 vs Boston College 02/08/20
3FG Made	5 vs Delaware St. 11/20/19, vs Syracuse 01/18/20
3FG Attempts	10 vs Boston College 02/08/20
FT Made	5 at Clemson 11/05/19, vs Chattanooga 12/11/19, at Wake Forest 01/14/20
FT Attempts	6 at Clemson 11/05/19, at Wake Forest 01/14/20

GAME-BY-GAME STATS

Opponent	Date	GS	MIN	Total FG-FGA	PCT	3FG-3FGA	PCT	FT-FTA	PCT	OFF DEF TOT	AVG	PF	A	T/O	BLK	STL	PTS	AVG			
Radford	11/25/2020	*	31:46	4-8	.500	2-4	.500	4-4	1.000	0	1	1	1	1	0	2	2	1	14	14.0	
vs Villanova	11/28/2020		29:13	7-12	.583	4-6	.667	2-2	1.000	0	1	1	1	0	2	1	0	0	20	17.0	
vs South Fla.	11/29/2020	*	23:55	2-7	.286	1-3	.333	2-2	1.000	0	2	2	1	3	2	1	0	0	7	13.7	
VMI	12/03/2020	*	27:01	2-10	.200	0-7	.000	0-1	.000	0	2	2	1	5	0	0	0	0	4	11.3	
Penn St.	12/08/2020	*	22:14	3-8	.375	1-4	.250	3-4	.750	0	0	0	1	2	3	0	1	0	10	11.0	
Totals			4 134:08	18-45	.400	8-24	.333	11-13	.846	0	6	6	1	2	9	4	3	0	1	55	11.0

Player Averages

Games Played	Minutes/game	Points/game	FG Pct	3FG Pct	FT Pct	Rebounds/game	Assists/game	Turnovers/game	Assist/Turnover ratio	Steals/game	Blocks/game
5	26.8	11.0	40.0	33.3	84.6	1.2	0.8	0.6	1.3	0.2	0.0

CAREER STATS

SEASON	TEAM	GP-GS	MIN/AVG	Field Goals FG-FGA	FG%	3FG-FGA	3FG%	F-Throws FT-FTA	FT%	OFF DEF TOT	AVG	PF-FO	AST	TO	BLK	STL	PTS	AVG		
2019-20	Hokies	32-27	832/26.0	92-237	.388	49-126	.389	48-63	.762	6	69	75	2.3	51-1	46	27	6	12	281	8.8
2020-21	Hokies	5-4	134/26.8	18-45	.400	8-24	.333	11-13	.846	0	6	6	1.2	9-0	4	3	0	1	55	11.0
TOTAL		37-31	966/26.1	110-282	.390	57-150	.380	59-76	.776	6	75	81	2.2	60-1	50	30	6	13	336	9.1



DAVID N'GUESSAN (Guh-SAHN)

Freshman | 6-9 | 205
F | De Lier, Netherlands

High School
Mt. Zion Prep

Major: Sociology

5

AT THE RIM

- Has played in four games.
- Posted a career-high five points and four rebounds in 11 minutes against Penn State (12/8).
- Hit a free throw and pulled down a career-high five rebounds versus VMI (12/3).
- Had his most minutes to date, playing seven against USF (11/29) and tallied a block.
- A consensus three-star by Rivals and 247 Sports.
- Averaged 15 points, seven rebounds and three assists per game at Mt. Zion Prep during the 2019-20 season.
- Coached by head coach Roderick Harrison and associate head coach Brian Scott.
- Was a team captain.
- Led the Warriors to two elite eight appearances in the National Prep School Championship.
- Rated 39th-best power forward and sixth-best player in the state of Maryland on 247 Sports.
- Tabbed the 36th-best forward by Rivals.
- Chose the Hokies over St. Joseph's, VCU and Washington St.
- Born in De Lier, The Netherlands.
- Son of Pierre and Ester N'Guessan.
- Brother of Rick, Sander and Lucas.
- His brother Lucas played basketball at East Tennessee State.
- Majoring in sociology.

CAREER HIGHS

Statistic	Value
Points	5 vs Penn St. 12/08/20
Rebounds	5 vs VMI 12/03/20
Assists	1 vs Penn St. 12/08/20
Blocks	1 vs South Fla. 11/29/20
FG Made	2 vs Penn St. 12/08/20
FG Attempts	2 vs Radford 11/25/20, vs Penn St. 12/08/20
3FG Attempts	1 vs Radford 11/25/20
FT Made	1 vs Penn St. 12/08/20, vs VMI 12/03/20
FT Attempts	2 vs Penn St. 12/08/20, vs VMI 12/03/20

GAME-BY-GAME STATS

Opponent	Date	GS	MIN	Total FG-FGA	PCT	3FG-3FGA	PCT	FT-FTA	PCT	OFF DEF TOT	AVG	PF	A	T/O	BLK	STL	PTS	AVG		
Radford	11/25/2020		06:36	0-2	.000	0-1	.000	0-0	.000	1	0	1	1	0	1	0	0	0	0.0	
vs South Fla.	11/29/2020		07:42	0-0	.000	0-0	.000	0-0	.000	0	0	0	0	0	0	0	0	0	0.0	
VMI	12/03/2020		07:57	0-1	.000	0-0	.000	1-2	.500	2	3	5	2	0	1	0	0	0	1.0	
Penn St.	12/08/2020		11:39	2-2	1.000	0-0	.000	1-2	.500	2	2	4	2	5	0	1	0	0	5.0	
Totals			0 33:54	2-5	.400	0-1	.000	2-4	.500	5	5	10	2.5	4	1	0	1	0	6	1.5

Player Averages

Games Played	Minutes/game	Points/game	FG Pct	3FG Pct	FT Pct	Rebounds/game	Assists/game	Turnovers/game	Assist/Turnover ratio	Steals/game	Blocks/game
4	8.5	1.5	40.0	0.0	50.0	2.5	0.3	0.0	1.0	0.0	0.0

CAREER STATS

SEASON	TEAM	GP-GS	MIN/AVG	Field Goals FG-FGA	FG%	3FG-FGA	3FG%	F-Throws FT-FTA	FT%	OFF DEF TOT	AVG	PF-FO	AST	TO	BLK	STL	PTS	AVG		
2020-21	Hokies	4-0	34/8.5	2-5	.400	0-1	.000	2-4	.500	5	5	10	2.5	4-0	1	0	1	0	6	1.5
TOTAL		4-0	34/8.5	2-5	.400	0-1	.000	2-4	.500	5	5	10	2.5	4-0	1	0	1	0	6	1.5





GRANT YATES

r-Sophomore | 6-8 | 205
F | Gainesville, Va.


High School/Last School
Battlefield/Christopher Newport

Major: Finance - investment
management

10

AT THE RIM

- Has not seen any game action this season so far.
 - Sat out 2019-20 due to NCAA transfer rules.
 - Walk-on after transferring from Christopher Newport University.
 - At Christopher Newport, he appeared in 19 games as a freshman in the 2018-19 season.
 - Scored 17 points and grabbed 11 rebounds on the season.
- High School: Played all four years for head coach Randall Bills at Battlefield High School.
- Helped lead team to Northern District championship.
 - Born in Fairfax, Virginia.
 - Son of Brad and Signe Yates.



GILL WILLIAMSON

Freshman | 6-8 | 195
F | Richmond, Va.

High School
St. Christopher's

Major: Business management

11

AT THE RIM

- Has not seen any game action this season so far.
- A three-sport athlete in high school at St. Christopher's, playing basketball, football and lacrosse.
- All-conference basketball player for head coach Hamil Jones, while being an all-state quarterback under head coach Lance Clelland in football and a three-year letterwinner for head coach John Burke in lacrosse.
- Honor roll student and three-time merit list member.
- Chose the Hokies over JMU and Virginia.
- Born in Richmond, Virginia.
- Son of Randy and Karen Williamson.
- Has two sisters, Elise and Madison.





DARIUS MADDOX

Freshman | 6-5 | 185
G | Bowie, Md.

High School
Oak Hill Academy

Major: Sports media & analytics

13

AT THE RIM

- Has played in two games this season.
- Came in off the bench for two minutes against Penn State (12/8).
- Played two minutes off the bench against Radford (11/25).
- Scored over 350 points last year at St. John's High School.
- Led the Cadets to a 27-12 record and finishing with a top-10 ranking in the state via MaxPreps.
- Rated 92nd overall and the 20th-best shooting guard on Rivals.
- Tabbed 93rd overall and 22nd-best shooting guard on ESPN.
- Ranks 84th overall and the 14th-best shooting guard on 247 Sports.
- Chose the Hokies over Cincinnati, Creighton, Georgetown and Seton Hall.
- Born in Rochester, New York.
- Son of Shawn and Stephanie Maddox.
- Brother of Lauryn, Destiny and Justice.
- Majoring in sports media and analytics.

GAME-BY-GAME STATS

Opponent	Date	GS	MIN	Total		3-Pointers		Free throws		Rebounds		PF	A	T/O	BLK	STL	PTS	AVG	
				FG-FGA	PCT	3FG-FGA	PCT	FT-FTA	PCT	OFF	DEF								TOT
Radford	11/25/2020		02:09	0-0	.000	0-0	.000	0-0	.000	0	0	0	0	0	0	0	0	0	0.0
Penn St.	12/08/2020		02:42	0-0	.000	0-0	.000	0-0	.000	0	0	0	0	0	0	0	0	0	0.0
Totals		0	04:51	0-0	.000	0-0	.000	0-0	.000	0	0	0	0	0	0	0	0	0	0.0

Player Averages

Games Played	Minutes/game	Points/game	FG Pct	3FG Pct	FT Pct	Rebounds/game	Assists/game	Turnovers/game	Assist/Turnover ratio	Steals/game	Blocks/game
2	2.4	0.0	0.0	0.0	0.0	0.0	0.0	0.0	0.0	0.0	0.0

CAREER STATS

SEASON	TEAM	GP-GS	MIN	Field Goals		3-Point		F-Throws		Rebounds		PF	FO	AST	TO	BLK	STL	PTS	AVG
				FG-FGA	FG%	3FG-FGA	3FG%	FT-FTA	FT%	OFF	DEF								
2020-21	Hokies	2-0	5/2.4	0-0	.000	0-0	.000	0-0	.000	0	0	0	0	0	0	0	0	0	0.0
TOTAL		2-0	5/2.4	0-0	.000	0-0	.000	0-0	.000	0	0	0	0	0	0	0	0	0	0.0



JALEN CONE

Sophomore | 5-10 | 165
G | Walkertown, N.C.

High School
Walkertown

Major: Human Development

15

AT THE RIM

- Has played in two games after sitting out the first three contests of the season due to coming back from an offseason injury.
- Put together his best game yet this season against Penn State (12/8), providing a spark off the bench early in the first half with scoring eight points and dishing out an assist in his first three minutes and finishing up with 11 points and two rebounds in 19 minutes.
- Played 14 minutes and hit a 3-pointer at the top of the key off an offensive rebound, while recording one rebound and an assist versus VMI (12/3).
- Played in all 32 games in 2020-21, drawing three starts.
- Made 2.20 triples per game in ACC play, which is sixth.
- Had a double-figure scoring outing against North Carolina (3/10) in the first round of the ACC Tournament, collecting 11 points, one rebound, an assist and a steal.
- Posted a team-high 15 points off of five 3-pointers, one rebound and an assist at No. 11/10 Louisville (3/1).
- Recorded eight points, including two 3-pointers, and one rebound against [RV/RV] Virginia (2/26).
- Had a career-high 20 points versus Miami (Fla.) (2/19).
- Reclassified from the 2020 class and graduated from high school this past summer a year early.
- Ranked 53rd in the ESPN 100 rankings for the Class of 2020.
- Has a daughter named Ivy Faithe Cone.

CAREER HIGHS

Statistic	Value
Points	20 vs Miami (FL) 02/19/20
Rebounds	7 vs North Carolina 01/22/20
Assists	4 vs Lehigh 11/16/19
Steals	2 at Notre Dame 03/07/20
Blocks	1 vs North Carolina 01/22/20
FG Made	6 vs North Carolina 01/22/20
FG Attempts	14 vs Miami (FL) 02/19/20
3FG Made	6 vs North Carolina 01/22/20
3FG Attempts	11 vs North Carolina 01/22/20
FT Made	7 at Georgia Tech 02/04/20
FT Attempts	7 vs Miami (FL) 02/19/20, at Georgia Tech 02/04/20

GAME-BY-GAME STATS

Opponent	Date	GS	MIN	Total		3-Pointers		Free throws		Rebounds		PF	FO	AST	TO	BLK	STL	PTS	AVG	
				FG-FGA	PCT	3FG-FGA	PCT	FT-FTA	PCT	OFF	DEF									TOT
VMI	12/03/2020		14:07	1-4	.250	1-4	.250	0-0	.000	0	1	1	1	0	1	1	0	0	3	3.0
Penn St.	12/08/2020		19:24	4-12	.333	3-8	.375	0-0	.000	1	1	2	1.5	0	1	0	0	0	11	7.0
Totals		0	33:31	5-16	.313	4-12	.333	0-0	.000	1	2	3	1.5	1	2	1	0	0	14	7.0

Player Averages

Games Played	Minutes/game	Points/game	FG Pct	3FG Pct	FT Pct	Rebounds/game	Assists/game	Turnovers/game	Assist/Turnover ratio	Steals/game	Blocks/game
2	16.8	7.0	31.3	33.3	0.0	1.5	1.0	0.5	2.0	0.0	0.0

CAREER STATS

SEASON	TEAM	GP-GS	MIN	Field Goals		3-Point		F-Throws		Rebounds		PF	FO	AST	TO	BLK	STL	PTS	AVG	
				FG-FGA	FG%	3FG-FGA	3FG%	FT-FTA	FT%	OFF	DEF									TOT
2019-20	Hokies	32-3	589/18.4	80-196	.408	64-140	.457	31-35	.886	4	32	36	1.1	47-0	22	30	1	6	255	8.0
2020-21	Hokies	2-0	34/16.8	5-16	.313	4-12	.333	0-0	.000	1	2	3	1.5	1-0	2	1	0	0	14	7.0
TOTAL		34-3	623/18.3	85-212	.401	68-152	.447	31-35	.886	5	34	39	1.1	48-0	24	31	1	6	269	7.9





JOHN OJIAKO (OH-gee-ah-co)

Sophomore | 6-10 | 235
F | Lagos, Nigeria

High School
Admiral Farragut

Major: Human nutrition, foods and exercise

21

AT THE RIM

- Has not seen action so far this season.
- Played in 31 games, drawing two starts.
- Tallied four points, seven rebounds and two blocks vs. North Carolina (3/10) in the first round of the ACC Tournament.
- In his second straight start, recorded two points, three rebounds and an assist at No. 11/0 Louisville (3/1).
- Earned the first start of his career against [RV/RV] Virginia (2/26), logging two points, three rebounds and a block.
- Played a career-high 23 minutes and swatted a career-best five blocks and had six rebounds & six points vs. Miami (2/19).
- Originally from Nigeria, played his high school basketball first in Kentucky and last year in St. Petersburg, Florida.
- Rated as No. 25 center in the nation and No. 10 player in Florida by ESPN.
- Three-star prospect on 247 Sports and Rivals.com.
- Hopes to become a medical doctor.

CAREER HIGHS

Statistic	Value
Points	15 vs UMES 12/29/19
Rebounds	9 vs Pittsburgh 02/15/20, vs Gardner-Webb 12/15/19
Assists	1 at Louisville 03/01/20, vs VMI 12/21/19
Steals	2 vs USC Upstate 11/13/19
Blocks	5 vs Miami (FL) 02/19/20
FG Made	5 vs UMES 12/29/19
FG Attempts	10 vs UMES 12/29/19
FT Made	5 vs UMES 12/29/19
FT Attempts	6 vs UMES 12/29/19

CAREER STATS

SEASON	TEAM	Field Goals		3-Point		F-Throws		Rebounds			Scoring									
		GP-GS	MIN/AVG	FG-FGA	FG%	3FG-FGA	3FG%	FT-FTA	FT%	OFF	DEF	TOT	AVG	PP-FO	AST	TO	BLK	STL	PTS	AVG
2019-20	Hokies	31-2	325/10.5	33-61	.541	0-0	.000	19-28	.679	35	50	85	2.7	47-2	2	17	23	6	85	2.7
TOTAL		31-2	325/10.5	33-61	.541	0-0	.000	19-28	.679	35	50	85	2.7	47-2	2	17	23	6	85	2.7



KEVE ALUMA (Kev-aye)

r-Junior | 6-9 | 235
F | Berlin, Md.

High School/Last School
Stephen Decatur/Wofford

Major: Human Development

22

ACC Player of the Week (11/30)

AT THE RIM

- Has played in five games, drawing five starts.
- Posted eight points and tied a career-high 12 rebounds, including a career-best seven offensive, vs. Penn State (12/8).
- Tallied a team-high 17 points, two steals and a block and tied a career-high 12 rebounds versus VMI (12/3).
- Scored in double figures for the third straight game, owning 10 points against USF (11/29), while getting four rebounds.
- Balled out once again, reupping his career high with 23 points and eight rebounds versus No. 3/3 Villanova (11/28).
- Began his debut for Tech with a bang, cramming down three dunks on his way to a then-career-high 19 points (topping his previous high of 14 at Wofford) against Radford (11/25).
- Played in 68 games, including starting 34 contests, his sophomore season at Wofford. Averaged seven points and seven rebounds per game in 2018-19.
- Scored in double figures eight times and recorded two double-doubles.
- Had a knack on the offensive glass, ranking fifth in the SoCon with 2.8 offensive rebounds per game in league action.
- In his free time, he enjoys playing soccer.

CAREER HIGHS

Statistic	Value
Points	23 vs Villanova 11/28/20
Rebounds	12 vs Samford 01/24/19, vs Penn St. 12/08/20, vs VMI 12/03/20
Assists	4 at Oklahoma 11/18/18
Steals	3 vs Samford 01/24/19
Blocks	3 at Furman 02/23/19, at ETSU 02/07/19, vs VMI 03/09/19
FG Made	9 vs Villanova 11/28/20
FG Attempts	14 vs Villanova 11/28/20
3FG Made	3 vs Radford 11/25/20
3FG Attempts	5 vs Radford 11/25/20
FT Made	7 vs VMI 12/03/20
FT Attempts	13 vs VMI 12/03/20

GAME-BY-GAME STATS

Opponent	Date	GS	MIN	Total		3-Pointers		Free throws		Rebounds			PF	A	T/O	BLK	STL	PTS	AVG		
				FG-FGA	PCT	3FG-FGA	3FG%	FT-FTA	PCT	OFF	DEF	TOT								AVG	
Radford	11/25/2020	*	24:01	7-10	.700	3-5	.600	2-2	1.000	0	3	3	3	0	3	2	2	0	19	19.0	
vs Villanova	11/28/2020	*	38:55	9-14	.643	1-1	1.000	4-7	.571	2	6	8	5.5	2	1	3	2	0	23	21.0	
vs South Fla.	11/29/2020	*	24:04	5-8	.625	2-3	.667	0-0	.000	1	3	4	5.0	4	0	4	0	1	12	18.0	
VMI	12/03/2020	*	28:34	5-11	.455	0-4	.000	7-13	.538	4	8	12	6.8	2	0	1	1	2	17	17.8	
Penn St.	12/08/2020	*	24:24	4-11	.364	0-1	.000	0-1	.000	7	5	12	7.8	0	1	3	0	0	8	15.8	
Totals			5	139:58	30-54	.556	6-14	.429	13-23	.565	14	25	39	7.8	11	4	13	5	3	79	15.8

Player Averages

Games Played	Minutes/game	Points/game	FG Pct	3FG Pct	FT Pct	Rebounds/game	Assists/game	Turnovers/game	Assist/Turnover ratio	Steals/game	Blocks/game
5	28.0	15.8	55.6	42.9	56.5	7.8	0.8	2.6	0.3	0.6	1.0

CAREER STATS

SEASON	TEAM	Field Goals		3-Point		F-Throws		Rebounds			Scoring									
		GP-GS	MIN/AVG	FG-FGA	FG%	3FG-FGA	3FG%	FT-FTA	FT%	OFF	DEF	TOT	AVG	PP-FO	AST	TO	BLK	STL	PTS	AVG
2017-18	WOF	33-2	439/13.3	30-53	.566	0-0	.000	24-42	.571	45	68	113	3.4	63-2	18	20	13	6	84	2.5
2018-19	WOF	35-34	930/26.6	94-141	.667	0-1	.000	54-94	.574	92	147	239	6.8	81-3	34	36	31	23	242	6.9
2020-21	Hokies	5-5	140/28.0	30-54	.556	6-14	.429	13-23	.565	14	25	39	7.8	11-0	4	13	5	3	79	15.8
TOTAL FOR Hokies		5-5	140/28.0	30-54	.556	6-14	.429	13-23	.565	14	25	39	7.8	11-0	4	13	5	3	79	15.8
TOTAL		73-41	1509/20.7	154-248	.621	6-15	.400	91-159	.572	151	240	391	5.4	155-5	56	69	49	32	405	5.5





TYRECE RADFORD (TIE-reese)

r-Sophomore | 6-2 | 200
G | Baton Rouge, La.

High School
Cushing Academy

Major: Human development

23

AT THE RIM

- Has played in five games, drawing five starts.
- Recorded four points, five rebounds, three assists and a block against Penn State (12/8).
- Got it done at the charity stripe, making six of his seven free-throw attempts on his way to 13 points and recorded six rebounds, including four of those being offensive, one assist and a steal versus VMI (12/3).
- Posted his first 20-point game of the season and the fourth of his career, racking up 21 points against USF (11/29) and also had three rebounds.
- Tied his career-high 13 rebounds versus No. 3/3 Villanova (11/28), while owning eight points & five assists in 44 minutes.
- Played in all 32 games, drawing 29 starts.
- One of two ACC players to average more than 10 points, six rebounds and shoot over 60 percent (NCSU's DJ Funderburk).
- Finished ranked 14th in the ACC in offensive rebounds per game with a 2.23 average. He had 70 on the year.
- Redshirted in 2018-19 after being a four-year starter in the state of Louisiana during prep days.

CAREER HIGHS

Statistic	Value
Points	26 vs Miami (FL) 02/19/20
Rebounds	13 at Wake Forest 01/14/20, vs Villanova 11/28/20
Assists	5 4 times
Steals	4 at Wake Forest 01/14/20
Blocks	2 vs Coppin St. 11/08/19, vs NC State 01/11/20
FG Made	10 vs Miami (FL) 02/19/20, at Miami (FL) 01/28/20
FG Attempts	21 vs Miami (FL) 02/19/20
3FG Made	1 4 times
3FG Attempts	3 4 times
FT Made	7 at Wake Forest 01/14/20
FT Attempts	12 at Wake Forest 01/14/20

GAME-BY-GAME STATS

Opponent	Date	GS	MIN	Total			3-Pointers			Free throws			Rebounds			PF	A	T/O	BLK	STL	PTS	AVG
				FG-FGA	PCT	3FG-3FGA	PCT	FT-FTA	PCT	OFF	DEF	TOT	AVG									
Radford	11/25/2020	*	29:44	4-9	.444	1-3	.333	0-0	.000	1	2	3	3.0	1	5	1	0	1	9	9.0		
vs Villanova	11/28/2020	*	44:23	3-6	.500	0-0	.000	2-2	1.000	2	11	13	8.0	1	5	2	0	0	8	8.5		
vs South Fla.	11/29/2020	*	26:35	9-12	.750	1-3	.333	2-2	1.000	0	3	3	6.3	1	0	1	1	0	21	12.7		
VMI	12/03/2020	*	33:54	3-10	.300	1-3	.333	6-7	.857	4	2	6	6.3	1	1	2	0	1	13	12.8		
Penn St.	12/08/2020	*	33:26	1-6	.167	0-3	.000	2-4	.500	1	4	5	6.0	3	3	1	1	1	4	11.0		
Totals		5	168:02	20-43	.465	3-12	.250	12-15	.800	8	22	30	6.0	7	14	7	2	3	55	11.0		

Player Averages

Games Played	Minutes/game	Points/game	FG Pct	3FG Pct	FT Pct	Rebounds/game	Assists/game	Turnovers/game	Assist/Turnover ratio	Steals/game	Blocks/game
5	33.6	11.0	46.5	25.0	80.0	6.0	2.8	1.4	2.0	0.6	0.4

CAREER STATS

SEASON	TEAM	GP-GS	MIN/AVG	Field Goals		3-Point		F-Throws		Rebounds			Scoring							
				FG-FGA	FG%	3FG-FGA	3FG%	FT-FTA	FT%	OFF	DEF	TOT	AVG	PF	FO	AST	TO	BLK	STL	PTS
2019-20	Hokies	32-29	847/26.5	134-222	.604	1-12	.083	56-81	.691	70	129	199	6.2	47-0	55	25	10	31	325	10.2
2020-21	Hokies	5-5	168/33.6	20-43	.465	3-12	.250	12-15	.800	8	22	30	6.0	7-0	14	7	2	3	55	11.0
TOTAL		37-34	1015/27.4	154-265	.581	4-24	.167	68-96	.708	78	151	229	6.2	54-0	69	32	12	34	380	10.3



JUSTYN MUTTS

r-Junior | 6-7 | 230
F | Millville, N.J.

High School/Last School
St. Augustine Prep/Delaware

Major: Agricultural & life sciences with a concentration in education

25

AT THE RIM

- Has played in five games, drawing four starts.
- Posted three rebounds and a block against Penn State (12/8).
- Played his best game yet as a Hokie, with almost turning in a double-double (10 points, nine rebounds) and dished out a career-high six assists versus VMI (12/3).
- Grabbed a season-high and team-high nine rebounds against USF (11/29) and had three points and two assists.
- Tallied 12 points, six rebounds, two steals and an assist versus No. 3/3 Villanova (11/28). Had the first five points of OT.
- In 20 minutes off the bench, tallied two points, four rebounds and four assists against Radford (11/25).
- Played in all 33 games at Delaware, starting 32.
- Averaged 12.2 points, 8.4 rebounds and 2.2 assists last year.
- Led Delaware in rebounding and was fifth in the conference in rebounds per game with 8.4.
- Second on the team in points per game (12.2).
- Sat out the 2018-19 season after transferring from High Point.
- Appeared in 28 games at High Point, making 18 starts his freshman season in 2017-18.
- Big South All-Freshman Team.
- Chose the Hokies over Mississippi State and Houston.
- Graduated with a psychology degree from Delaware.

CAREER HIGHS

Statistic	Value
Points	30 at Hofstra 01/23/20
Rebounds	16 vs UMES 11/29/19
Assists	6 vs VMI 12/03/20
Steals	4 vs Villanova 12/14/19, at James Madison 01/09/20
Blocks	4 vs Hofstra 03/09/20
FG Made	14 at Hofstra 01/23/20
FG Attempts	17 at Hofstra 01/23/20
3FG Made	2 vs Villanova 11/28/20
3FG Attempts	3 vs Oakland 11/08/19, vs Stony Brook 11/27/19
FT Made	8 vs UMES 11/29/19
FT Attempts	8 vs UMES 11/29/19, vs Columbia 12/02/19

GAME-BY-GAME STATS

Opponent	Date	GS	MIN	Total			3-Pointers			Free throws			Rebounds			PF	A	T/O	BLK	STL	PTS	AVG
				FG-FGA	PCT	3FG-3FGA	PCT	FT-FTA	PCT	OFF	DEF	TOT	AVG									
Radford	11/25/2020	*	20:46	1-3	.333	0-2	.000	0-0	.000	0	4	4	4.0	4	4	0	0	0	0	2	2.0	
vs Villanova	11/28/2020	*	38:19	3-3	1.000	2-2	1.000	4-6	.667	1	5	6	5.0	4	1	4	0	2	12	7.0		
vs South Fla.	11/29/2020	*	25:49	1-5	.200	0-2	.000	1-2	.500	1	8	9	6.3	5	2	1	0	0	3	5.7		
VMI	12/03/2020	*	28:57	5-9	.556	0-1	.000	0-0	.000	4	5	9	7.0	4	6	3	1	0	10	6.8		
Penn St.	12/08/2020	*	14:11	0-1	.000	0-0	.000	0-0	.000	1	2	3	6.2	0	0	3	1	0	0	5.4		
Totals		4	128:02	10-21	.476	2-7	.286	5-8	.625	7	24	31	6.2	17	13	11	2	2	27	5.4		

Player Averages

Games Played	Minutes/game	Points/game	FG Pct	3FG Pct	FT Pct	Rebounds/game	Assists/game	Turnovers/game	Assist/Turnover ratio	Steals/game	Blocks/game
5	25.6	5.4	47.6	28.6	62.5	6.2	2.6	2.2	1.2	0.4	0.4

CAREER STATS

SEASON	TEAM	GP-GS	MIN/AVG	Field Goals		3-Point		F-Throws		Rebounds			Scoring							
				FG-FGA	FG%	3FG-FGA	3FG%	FT-FTA	FT%	OFF	DEF	TOT	AVG	PF	FO	AST	TO	BLK	STL	PTS
2019-20	UD	33-32	1047/31.7	162-301	.538	2-18	.111	75-102	.735	66	210	276	8.4	110-7	72	82	34	44	401	12.2
2020-21	Hokies	5-4	128/25.6	10-21	.476	2-7	.286	5-8	.625	7	24	31	6.2	17-1	13	11	2	2	27	5.4
TOTAL FOR Hokies		5-4	128/25.6	10-21	.476	2-7	.286	5-8	.625	7	24	31	6.2	17-1	13	11	2	2	27	5.4
TOTAL		38-36	1175/30.9	172-322	.534	4-25	.160	80-110	.727	73	234	307	8.1	127-8	85	93	36	46	428	11.3





CORDELL PEMSL

Graduate Student | 6-9 | 250
F | Dubuque, Iowa

High School/Last School
Wahlert/Iowa

Masters: Consumer studies

35

AT THE RIM

- Has played in five games.
- Pulled down five rebounds and had two points and an assist against Penn State (12/8).
- In nine minutes off the bench, tallied two points and three rebounds versus VMI (12/3)
- Put together his best game yet as a Hokie, recording 10 points, which were his most since Nov. 24, 2019 against Cal Poly when he was at Iowa, and six rebounds in 18 minutes of action against USF (11/29), as all three were season highs.
- Played in 96 games at Iowa, starting 14 of those contests.
- Averaged 2.8 points, 3.2 rebounds and 1.2 assists last year.
- Recorded three eight-rebound games – all against ranked foes – in 2019-20.
- Turned in a 61.7 field-goal percentage in 2016-17, which ranks second all-time in Iowa's record book.
- Played arguably the best game of his college career at Cassell Coliseum, registering six points, a career-high 14 rebounds, including seven offensive, and a block versus Tech in the ACC/ B1G Challenge on Nov. 28, 2017.
- Earned his undergraduate degree in communications studies at Iowa.

CAREER HIGHS

Statistic	Value
Points	21 vs Stetson 12/05/16
Rebounds	14 at Virginia Tech 11/28/17
Assists	6 at Virginia Tech 11/28/17
Steals	4 vs South Dakota 03/15/17
Blocks	3 vs Rutgers 01/08/17
FG Made	9 vs Stetson 12/05/16
FG Attempts	12 vs Indiana 03/09/17
3FG Made	1 vs Maryland 01/10/20
3FG Attempts	1 5 times
FT Made	7 vs Wisconsin 01/23/18
FT Attempts	8 vs Alabama St. 11/12/17, vs Wisconsin 01/23/18, vs North Dakota 12/20/16

GAME-BY-GAME STATS

Opponent	Date	GS	MIN	Total			3-Pointers			Free throws			Rebounds				PF	A	T/O	BLK	STL	PTS	AVG
				FG	FGA	PCT	3FG	3FGA	PCT	FT	FTA	PCT	OFF	DEF	TOT	AVG							
Radford	11/25/2020		07:05	0-0	.000	0-0	.000	1-4	.250	0	1	1	1.0	2	0	0	0	0	0	1	1.0		
vs Villanova	11/28/2020		06:57	0-1	.000	0-0	.000	0-0	.000	0	1	1	1.0	0	0	0	0	0	0	0	0.5		
vs South Fla.	11/29/2020		18:48	4-5	.800	0-0	.000	2-2	1.000	3	3	6	2.7	3	0	1	0	0	0	10	3.7		
VMI	12/03/2020		09:20	1-1	1.000	0-0	.000	0-0	.000	0	3	3	2.8	0	0	0	0	0	0	2	3.3		
Penn St.	12/08/2020		21:23	1-3	.333	0-0	.000	0-1	.000	0	5	5	3.2	1	1	0	0	0	0	2	3.0		
Totals		0	63:33	6-10	.600	0-0	.000	3-7	.429	3	13	16	3.2	6	1	1	0	0	15	3.0			

Player Averages

Games Played	Minutes/game	Points/game	FG Pct	3FG Pct	FT Pct	Rebounds/game	Assists/game	Turnovers/game	Assist/Turnover ratio	Steals/game	Blocks/game
5	12.7	3.0	60.0	0.0	42.9	3.2	0.2	0.2	1.0	0.0	0.0

CAREER STATS

SEASON	TEAM	GP-GS	MIN	AVG	Field Goals			3-Point			F-Throws		Rebounds				PF	TO	BLK	STL	PTS	AVG
					FG	FGA	FG%	3FG	3FGA	3FG%	FT	FTA	FT%	OFF	DEF	TOT						
2016-17	Iowa	34-14	655	19.3	116-188	.617	0-1	.000	69-120	.575	61	108	169	5.0	84-0	37	53	24	25	301	8.9	
2017-18	Iowa	32-0	525	16.4	65-115	.565	0-0	.000	51-76	.671	37	107	144	4.5	53-0	47	45	10	7	181	5.7	
2018-19	Iowa	2-0	29	14.7	2-3	.667	0-0	.000	4-4	1.000	3	5	8	4.0	5-0	2	5	1	0	8	4.0	
2019-20	Iowa	28-0	355	12.7	26-53	.491	1-4	.250	26-42	.619	22	67	89	3.2	30-0	34	26	9	8	79	2.8	
2020-21	Hokies	5-0	64	12.7	6-10	.600	0-0	.000	3-7	.429	3	13	16	3.2	6-0	1	1	0	0	15	3.0	
TOTAL FOR Hokies		5-0	64	12.7	6-10	.600	0-0	.000	3-7	.429	3	13	16	3.2	6-0	1	1	0	0	15	3.0	
TOTAL		101-14	1627	16.1	215-369	.583	1-5	.200	153-249	.614	126	300	426	4.2	178-0	121	130	44	40	584	5.8	



NCAA STATS

Statistic	National Conference		Value	National Leader	Value	Conference	
	Rank	Rank				Leader	Value
3-pt Field Goal Attempts (319 ranked)	123	5	111	Liberty	243	Boston College	166
Assist Turnover Ratio (319 ranked)	153	11	1.03	Iowa	2.57	NC State	1.83
Assists Per Game (319 ranked)	224	14	12.4	Iowa	24.0	Syracuse	20.2
Blocked Shots Per Game (317 ranked)	209	13	2.6	5 teams tied	7.0	Duke	5.5
						Miami (FL)	5.5
Defensive Rebounds per Game (319 ranked)	172	10	26.20	Northwestern	37.33	Miami (FL)	32.00
Fewest Fouls (319 ranked)	150	11	81	Akron	8	Wake Forest	37
Fewest Turnovers (319 ranked)	140	9	60	Butler	6	Wake Forest	27
Field-Goal Percentage (319 ranked)	170	9	44.1	Fresno St.	58.5	NC State	53.4
Field-Goal Percentage Defense (319 ranked)	145	11	41.5	Fresno St.	27.0	Clemson	34.9
Free Throw Attempts (319 ranked)	123	5	100	Texas Tech	197	North Carolina	163
Free Throws Made (319 ranked)	114	6	69	Rhode Island	136	North Carolina	110
Free-Throw Percentage (319 ranked)	175	8	69.0	Detroit Mercy	88.3	Virginia	81.2
Offensive Rebounds Per Game (319 ranked)	135	8	10.80	New Mexico	19.00	North Carolina	16.17
Personal Fouls Per Game (319 ranked)	84	5	16.2	Akron	8.0	Miami (FL)	13.0
Rebound Margin (319 ranked)	79	7	6.0	Akron	23.0	North Carolina	15.5
Scoring Defense (319 ranked)	86	8	65.0	Fresno St.	47.0	Clemson	51.4
Scoring Margin (319 ranked)	146	11	5.6	Akron	48.0	Wake Forest	35.5
Scoring Offense (319 ranked)	205	13	70.6	Coastal Carolina	102.8	Wake Forest	91.0
Steals Per Game (319 ranked)	315	15	2.6	Wake Forest	15.0	Wake Forest	15.0
Three Pt FG Defense (319 ranked)	260	13	37.4	Purdue Fort Wayne	3.6	Clemson	26.1
Three-Point Field Goals Per Game (319 ranked)	164	11	7.2	Akron	16.0	Syracuse	10.6
Three-Point Field-Goal Percentage (319 ranked)	181	10	32.4	William & Mary	50.0	NC State	44.9
Total 3-point FGM (318 ranked)	124	5	36	Liberty	90	Boston College	54
Total Assists (319 ranked)	160	7	62	Xavier	145	Syracuse	101
Total Blocks (314 ranked)	168	11	13	Xavier	41	North Carolina	31
Total Rebounds (319 ranked)	131	5	185	BYU	319	North Carolina	280
Total Rebounds Per Game (319 ranked)	150	9	37.00	Vanderbilt	50.00	North Carolina	46.67
Total Steals (319 ranked)	280	15	13	St. John's (NY)	94	Syracuse	49
Turnover Margin (309 ranked)	233	13	-2.0	Youngstown St.	14.5	NC State	13.7
Turnovers Forced (319 ranked)	304	13	10.00	Wake Forest	24.50	Wake Forest	24.50
Turnovers Per Game (319 ranked)	64	5	12.0	Butler	6.0	Virginia	8.8
Won-Lost Percentage (290 ranked)	73	6	80.0	59 teams tied	100.0	5 teams tied	100.0

Statistic	Player	National Conference		Value	National Leader	Value	Conference	
		Rank	Rank				Leader	Value
3-pt Field Goal Attempts (238 ranked)					Darius McGhee, Liberty	71	Joseph Girard III, Syracuse	40
							Alan Griffin, Syracuse	40
Assist Turnover Ratio (250 ranked)					Isaiah Coleman-Lands, Miami (OH)	13.00	Braxton Beverly, NC State	12.00
Assists Per Game (249 ranked)					Chandler Vaudrin, Winthrop	10.0	Xavier Johnson, Pittsburgh	6.6
					Luke Loewe, William & Mary	10.0		
					Cameron Tucker, Alabama A&M	10.0		
Blocked Shots Per Game (201 ranked)	Keve Aluma	201	12	1.00	Charles Bassey, Western Ky.	4.00	Manny Bates, NC State	2.67
					Zach Kent, Delaware St.	4.00		
Defensive Rebounds per Game (228 ranked)	Keve Aluma	228	16	5.00	Elyjah Goss, IUPUI	13.00	Justin Champagnie, Pittsburgh	9.20
Double Doubles (80 ranked)	Keve Aluma	80	5	1	Malachi Smith, Chattanooga	5	Justin Champagnie, Pittsburgh	3
					Terry Taylor, Austin Peay	5		
Field-Goal Percentage (250 ranked)	Keve Aluma	114	6	55.6	Kendle Moore, Colorado St.	100.0	Quincy Guerrier, Syracuse	68.9
Free Throw Attempts (226 ranked)	Keve Aluma	190	8	23	Trayce Jackson-Davis, Indiana	59	Au'Diese Toney, Pittsburgh	34
Free Throws Made (221 ranked)					Trayce Jackson-Davis, Indiana	42	Xavier Johnson, Pittsburgh	23
							M.J. Walker, Florida St.	23
Free-Throw Percentage (247 ranked)					28 players tied	100.0	Tariq Ingraham, Wake Forest	100.0
							Jahcobi Neath, Wake Forest	100.0
							Ismael Massoud, Wake Forest	100.0
Minutes Per Game (249 ranked)	Tyrece Radford	148	12	33:36	Ibi Watson, Dayton	40:44	Moses Wright, Georgia Tech	39:47
Offensive Rebounds Per Game (244 ranked)	Keve Aluma	126	7	2.80	Makuach Maluach, New Mexico	6.00	Moses Wright, Georgia Tech	4.75
Points Per Game (248 ranked)	Keve Aluma	223	16	15.8	Luka Garza, Iowa	29.2	Prentiss Hubb, Notre Dame	21.2
							Moses Wright, Georgia Tech	21.2
Rebounds Per Game (245 ranked)	Keve Aluma	126	9	7.8	Elyjah Goss, IUPUI	16.0	Justin Champagnie, Pittsburgh	13.0
Steals Per Game (241 ranked)					Trayden Williams, Robert Morris	5.00	Kadary Richmond, Syracuse	3.40
Three-Point Field Goals Per Game (224 ranked)					Connor Kochera, William & Mary	6.00	Jonah Antonio, Wake Forest	4.00
Three-Point Field-Goal Percentage (152 ranked)					Tyler Patterson, Montana St.	90.0	Jonah Antonio, Wake Forest	57.1
Total 3-point FGM (220 ranked)					Matt Halvorsen, Western Caro.	29	Alan Griffin, Syracuse	18
Total Assists (225 ranked)					Kameron Langley, N.C. A&T	64	Xavier Johnson, Pittsburgh	33
Total Blocks (182 ranked)	Keve Aluma	182	13	5	Charles Bassey, Western Ky.	28	CJ Felder, Boston College	10
							Jay Huff, Virginia	10
Total Field Goal Attempts (245 ranked)					Stanley Umude, South Dakota	119	Justin Champagnie, Pittsburgh	79
Total Field Goals Made (226 ranked)	Keve Aluma	142	6	30	Luka Garza, Iowa	65	Justin Champagnie, Pittsburgh	39
Total Minutes (250 ranked)					Kameron Langley, N.C. A&T	303:23	Caleb Love, North Carolina	183:04
Total Points (246 ranked)	Keve Aluma	196	9	79	Luka Garza, Iowa	175	Justin Champagnie, Pittsburgh	97
							Wyrston Tabbs, Boston College	97
Total Rebounds (247 ranked)	Keve Aluma	129	7	39	Charles Bassey, Western Ky.	79	Justin Champagnie, Pittsburgh	65
Total Steals (194 ranked)					Kameron Langley, N.C. A&T	23	Kadary Richmond, Syracuse	17
					Greg Williams Jr., St. John's (NY)	23		
Triple Doubles (1 ranked)					Chandler Vaudrin, Winthrop	1		



LAST FOUR BOX SCORES

Official Basketball Box Score - Final
Penn State at Virginia Tech
 12/20/20 Cassell Coliseum, Blacksburg, VA
 2020-21 Men's Basketball
 Game Time: 9:00 PM
 Game Duration: 1:51
 Attendance: 250
 Officials: Jamie Luckie, Pat Driscoll, Doug Shous

NO.	Name	Min	FG			3P			FT			Rebounds		Fouls		TP	AS	TO	ST	Blocks			+/-
			M/A	M/A	M/A	M/A	M/A	M/A	M/A	OR	DR	OR	DR	PF	FD					BS	BS	BA	
1	Seth Lundy	19:04	0-1	0-1	0-0	0	1	1	2	0	0	1	1	1	1	1	1	1	1	1	1	1	5
21	John Harrar	19:46	3-5	0-0	1-2	3	4	7	2	2	7	0	0	0	0	0	0	0	0	0	0	1	8
0	Myreon Jones	29:37	5-12	4-7	0-0	0	3	3	6	1	14	3	0	1	0	0	0	0	0	0	0	32	
5	Jamari Wheeler	25:52	2-2	1-1	0-0	0	2	2	3	1	5	6	0	1	0	0	0	0	0	0	0	17	
12	Isiah Brockington	29:12	10-14	2-3	2-4	2	6	8	0	0	24	1	0	1	1	0	0	0	0	0	0	32	
15	Trent Buttrick	13:49	2-3	0-0	0-0	0	0	0	3	2	0	4	2	0	1	0	0	0	0	0	0	17	
2	Myles Dread	21:05	4-9	3-6	0-0	2	1	3	3	0	11	0	1	0	1	0	0	0	0	0	0	10	
3	Sam Sessoms	23:26	4-7	2-3	0-2	0	1	1	1	3	5	10	2	2	1	2	1	2	1	2	1	-2	
30	Abdou Tsimbila	04:58	0-1	0-0	0-0	0	3	3	1	0	0	0	0	0	0	0	0	0	0	0	0	-3	
10	Kyle McCloskey	00:53	0-0	0-0	0-0	0	0	0	0	0	0	0	0	0	0	0	0	0	0	0	0	-2	
4	Caleb Dorsey	02:42	0-0	0-0	0-0	0	1	1	0	0	0	0	0	0	0	0	0	0	0	0	0	-3	
14	Patrick Kelly	02:42	0-0	0-0	0-0	0	0	0	0	0	0	0	0	0	0	0	0	0	0	0	0	-3	
22	Dallion Johnson	02:42	0-1	0-1	0-0	0	1	1	1	0	0	0	0	0	0	0	0	0	0	0	0	-3	
23	DJ Gordon	02:42	0-2	0-1	0-0	0	1	1	0	0	0	0	0	0	0	0	0	0	0	0	0	-3	
20	Taylor Nussbaum	01:27	0-0	0-0	0-0	0	0	0	0	0	0	0	0	0	0	0	0	0	0	0	0	-2	
Team																							
Totals			30-60	12-23	3-6	8	25	33	17	12	75	15	5	6	6	3	20						

Virginia Tech - 55
 Record: 4-1
 Shooting By Period: 1st FG% 9.26 34.6%, 3PT% 4.13 30.8%, FT% 1.7 14.3%, 2nd FG% 11.28 39.3%, 3PT% 2.9 22.2%, FT% 8.11 72.7%, GM FG% 20.54 37.0%, FT% 6.22 27.3%, FT% 9.18 50.0%.
 Dead Ball Rebounds: 3, 1
 Technical Fouls: NONE

NO.	Name	Min	FG	3P	FT	Rebounds	Fouls	TP	AS	TO	ST	Blocks	+/-			
			M/A	M/A	M/A	OR	DR	PF	FD	BS	BA					
22	Keve Aluma	24:24	4-11	0-1	0-1	7	5	12	0	4	8	1	3	0	0	-20
25	Justyn Mutts	14:11	0-1	0-0	0-0	1	2	3	0	0	0	0	3	0	1	-24
3	Wabissa Bede	29:15	3-6	1-3	0-0	0	0	0	2	0	7	1	2	0	0	-25
4	Nahiem Alleyne	22:14	3-8	1-4	3-4	0	0	0	3	2	10	0	1	0	0	-21
23	Tyrece Radford	33:26	1-6	0-3	2-4	1	4	5	3	4	4	3	1	1	1	-27
2	Carlier Diarra	18:32	2-4	1-2	2-4	1	2	3	3	7	0	4	0	1	1	2
5	David N'Guessan	11:39	2-2	0-0	1-2	2	2	4	0	1	5	1	0	0	0	11
15	Jalen Cone	19:24	4-12	3-8	0-0	1	1	2	0	0	11	0	0	0	0	-3
35	Cordell Pemsil	21:23	1-3	0-0	0-1	0	5	5	1	2	2	1	0	0	0	1
0	Hunter Cattoor	00:08	0-0	0-0	0-0	0	1	1	0	0	0	0	0	0	0	0
1	Joe Bamisile	02:42	0-1	0-1	1-2	0	1	1	0	1	1	0	0	0	0	3
13	Darius Meddox	02:42	0-0	0-0	0-0	0	0	0	0	0	0	0	0	0	0	0
Team																
Totals			20-54	6-22	9-18	15	24	39	12	17	55	8	14	1	3	6

Biggest lead: 29 (2nd 13:21) 3 (1st 19:29)
 Best Scoring Run: 17 (1st 13:21) 7 (2nd 10:37)
 Lead Changes: 1
 Times Tied: 0
 Time with Lead: 38:29 01:00

Points from Turnovers	Lions	Hokies
22	4	4

Period by Period Scoring	1st	2nd	TOT
Lions	42	33	75
Hokies	23	32	55

Official Basketball Box Score - Final
VMI at Virginia Tech
 12/20/20 Cassell Coliseum, Blacksburg, VA
 2020-21 Men's Basketball
 Game Time: 8:00 PM
 Game Duration: 2:05
 Attendance: 250
 Officials: Ron Groover, Lee Cassell, James Breeding

VMI - 57
 Record: 2-2
 Shooting By Period: 1st FG% 18-35 51.4%, 3PT% 6-13 46.2%, FT% 0-0 0%, 2nd FG% 12-25 48.0%, 3PT% 6-10 60.0%, FT% 3-8 37.5%, GM FG% 30-60 50.0%, 3PT% 12-23 52.2%, FT% 3-8 37.5%.
 Dead Ball Rebounds: 2, 0
 Technical Fouls: NONE

NO.	Name	Min	FG	3P	FT	Rebounds	Fouls	TP	AS	TO	ST	Blocks	+/-				
			M/A	M/A	M/A	OR	DR	PF	FD	BS	BA						
34	Jake Stephens	33:43	4-10	2-4	1-2	3	2	5	3	2	11	3	3	2	3	0	-4
5	Greg Parham	37:33	5-16	1-7	1-2	0	2	2	4	3	12	2	2	0	0	1	-7
10	Kamdyn Curfman	37:43	2-6	2-5	2-2	0	1	1	1	1	8	2	0	1	0	0	-5
15	Myles Lewis	38:42	5-13	0-0	3-4	2	10	12	2	5	13	2	1	0	2	1	-9
30	Sean Conway	16:31	0-1	0-1	0-0	0	1	1	5	1	0	0	1	0	0	0	-15
21	Connor Arnold	06:08	0-3	0-3	0-0	0	1	1	0	0	0	0	0	0	0	0	-3
24	Tanner Mans	17:05	1-2	1-2	0-0	0	2	2	4	0	3	0	0	1	0	0	0
2	Trey Bonham	12:26	4-6	1-2	1-2	0	0	0	0	0	1	0	0	0	1	0	0
12	Ta'Vonnie Bond	00:08	0-0	0-0	0-0	0	0	0	0	0	0	0	0	0	0	0	0
Team																	
Totals			21-57	7-24	8-12	6	24	30	20	13	57	9	9	4	5	2	

Virginia Tech - 64
 Record: 4-0
 Shooting By Period: 1st FG% 9-26 34.6%, 3PT% 4-13 30.8%, FT% 1-7 14.3%, 2nd FG% 11-28 39.3%, 3PT% 2-9 22.2%, FT% 8-11 72.7%, GM FG% 20-54 37.0%, FT% 6-22 27.3%, FT% 9-18 50.0%.
 Dead Ball Rebounds: 3, 1
 Technical Fouls: NONE

NO.	Name	Min	FG	3P	FT	Rebounds	Fouls	TP	AS	TO	ST	Blocks	+/-				
			M/A	M/A	M/A	OR	DR	PF	FD	BS	BA						
22	Keve Aluma	28:34	5-11	0-4	7-13	4	8	12	2	7	17	0	1	2	1	1	12
25	Justyn Mutts	28:57	5-9	0-1	0-0	4	5	9	4	1	10	6	3	0	1	0	11
3	Wabissa Bede	28:31	3-9	1-5	4-4	0	4	4	2	2	11	3	1	0	0	0	5
4	Nahiem Alleyne	27:01	2-10	0-7	0-1	0	2	2	0	2	4	0	0	0	0	0	4
23	Tyrece Radford	33:54	3-10	1-3	6-7	4	2	6	1	5	13	1	2	1	0	2	10
0	Hunter Cattoor	17:42	1-5	1-3	0-0	0	2	2	2	1	3	0	0	0	0	0	1
15	Jalen Cone	14:07	1-4	1-4	0-0	0	1	1	1	0	3	1	1	0	0	0	0
35	Cordell Pemsil	09:20	1-1	0-0	0-0	0	3	3	0	0	2	0	0	0	0	0	-2
1	Joe Bamisile	03:57	0-0	0-0	0-0	0	0	0	0	0	0	0	0	0	0	0	-1
5	David N'Guessan	07:57	0-1	0-0	1-2	2	3	5	1	2	1	0	0	0	0	0	1
Team																	
Totals			21-60	4-27	18-27	15	33	48	13	20	64	11	11	3	2	5	

Biggest lead: 4 (1st 16:35) 10 (1st 2:44)
 Best Scoring Run: 13 (2nd 11:37) 12 (1st 2:44)
 Lead Changes: 9
 Times Tied: 8
 Time with Lead: 10:28 20:05

Points from Turnovers	VMI	Hokies
22	32	22

Period by Period Scoring	1st	2nd	TOT
VMI	23	34	57
Hokies	30	34	64

Official Basketball Box Score - Final
South Fla. at Virginia Tech
 11/29/20 Mogan Sun, Montville, Conn.
 Air Force Reserve Hall of Fame Tip-Off: Virginia Tech vs USF
 Game Time: 8:00 PM
 Game Duration: 1:58
 Officials: Terry Weymer, Lee Cassell, Mike Kitz Jr.

South Fla. - 58
 Record: 1-2
 Shooting By Period: 1st FG% 9-24 37.5%, 3PT% 2-5 40.0%, FT% 3-4 75%, 2nd FG% 11-29 37.9%, 3PT% 1-5 20.0%, GM FG% 20-53 37.0%, FT% 15-20 75.0%.
 Dead Ball Rebounds: 2, 1
 Technical Fouls: NONE

NO.	Name	Min	FG	3P	FT	Rebounds	Fouls	TP	AS	TO	ST	Blocks	+/-				
			M/A	M/A	M/A	OR	DR	PF	FD	BS	BA						
10	Alexis Yelna	27:44	3-6	1-2	2-2	3	4	7	3	3	9	0	1	1	0	0	-10
4	Michael Durr	25:42	5-10	0-1	0-0	1	6	7	5	1	10	0	0	2	0	0	6
0	David Collins	27:35	3-7	1-1	3-6	0	1	1	4	5	10	1	5	0	0	1	-9
13	Justin Brown	29:08	2-6	0-3	1-1	1	1	2	4	2	5	0	0	0	0	0	-14
23	Caleb Murphy	31:47	4-13	0-1	3-3	0	1	1	1	2	11	2	5	1	0	1	-13
54	Russel Tchewa	08:40	0-2	0-0	1-2	0	0	0	0	1	1						

COMBINED SEASON STATS

Game Records

Record	Overall	Home	Away	Neutral
ALL GAMES	4-1	2-1	0-0	2-0
CONFERENCE	0-0	0-0	0-0	0-0
NON-CONFERENCE	4-1	2-1	0-0	2-0

Score by Periods

Team	1st	2nd	OT	TOT
Virginia Tech	155	181	17	353
Opponents	148	168	9	325

Team Box Score

No.	Player	Total					3-Point		F-Throw		Rebounds				PF DQ A TO BLK STL				PTS	AVG		
		GP-GS	MIN	AVG	FG-FGA	FG%	3FG-FGA	3FG%	FT-FTA	FT%	OFF	DEF	TOT	AVG	PF	DQ	A	TO			BLK	STL
22	ALUMA, Keve	5-5	139:58	28.0	30-54	.556	6-14	.429	13-23	.565	14	25	39	7.8	11	0	4	13	5	3	79	15.8
23	RADFORD, Tyrece	5-5	168:02	33.6	20-43	.465	3-12	.250	12-15	.800	8	22	30	6.0	7	0	14	7	2	3	55	11.0
4	ALLEYNE, Nahiem	5-4	134:08	26.8	18-45	.400	8-24	.333	11-13	.846	0	6	6	1.2	9	0	4	3	0	1	55	11.0
2	DIARRA, Cartier	4-0	78:18	19.6	10-23	.435	1-8	.125	9-13	.692	4	6	10	2.5	10	1	9	9	1	0	30	7.5
15	CONE, Jalen	2-0	33:31	16.8	5-16	.313	4-12	.333	0-0	.000	1	2	3	1.5	1	0	2	1	0	0	14	7.0
3	BEDE, Wabissa	5-5	127:30	25.5	13-32	.406	5-13	.385	4-4	1.000	1	10	11	2.2	12	1	12	7	2	3	35	7.0
0	CATTOOR, Hunter	5-2	77:51	15.6	9-19	.474	7-14	.500	8-10	.800	0	7	7	1.4	4	0	2	3	0	1	33	6.6
25	MUTTS, Justyn	5-4	128:02	25.6	10-21	.476	2-7	.286	5-8	.625	7	24	31	6.2	17	1	13	11	2	2	27	5.4
35	PEMSL, Cordell	5-0	63:33	12.7	6-10	.600	0-0	.000	3-7	.429	3	13	16	3.2	6	0	1	1	0	0	15	3.0
5	N'GUESSAN, David	4-0	33:54	8.5	2-5	.400	0-1	.000	2-4	.500	5	5	10	2.5	4	0	1	0	1	0	6	1.5
1	BAMISILE, Joe	5-0	35:21	7.1	1-13	.077	0-6	.000	2-3	.667	3	5	8	1.6	0	0	0	3	0	0	4	0.8
13	MADDOX, Darius	2-0	04:51	2.4	0-0	.000	0-0	.000	0-0	.000	0	0	0	0.0	0	0	0	0	0	0	0	0.0
Team											8	6	14				2					
Total		5	1025		124-281	.441	36-111	.324	69-100	.690	54	131	185	37.0	81	3	62	60	13	13	353	70.6
Opponents		5	1025		118-284	.415	37-99	.374	52-78	.667	41	114	155	31.0	94	3	50	50	16	23	325	65.0

Team Statistics

	HOKIES	OPP
Scoring	353	325
Points per game	70.6	65.0
Scoring margin	+5.6	-
Field goals-att	124-281	118-284
Field goal pct	.441	.415
3 point fg-att	36-111	37-99
3-point FG pct	.324	.374
3-pt FG made per game	7.2	7.4
Free throws-att	69-100	52-78
Free throw pct	.690	.667
F-Throws made per game	13.8	10.4
Rebounds	185	155
Rebounds per game	37.0	31.0
Rebounding margin	+6.0	-
Assists	62	50
Assists per game	12.4	10.0
Turnovers	60	50
Turnovers per game	12.0	10.0
Turnover margin	-2.0	-
Assist/turnover ratio	1.0	1.0
Steals	13	23
Steals per game	2.6	4.6
Blocks	13	16
Blocks per game	2.6	3.2
Winning streak	0	-
Home win streak	0	-
Attendance	750	0
Home games-Avg/Game	3-250	0-0
Neutral site-Avg/Game	-	2-0

Team Results

Date	Opponent		Score	Att.
11/25/2020	Radford	W	77-62	250
11/28/2020	vs Villanova	Wot	81-73	0
11/29/2020	vs South Fla.	W	76-58	0
12/03/2020	VMI	W	64-57	250
12/08/2020	Penn St.	L	55-75	250



CONFERENCE SEASON STATS

Game Records

Record	Overall	Home	Away	Neutral
ALL GAMES	0-0	0-0	0-0	0-0
CONFERENCE	0-0	0-0	0-0	0-0
NON-CONFERENCE	0-0	0-0	0-0	0-0

Score by Periods

Team	1st	2nd	OT	TOT
Virginia Tech	0	0	0	0
Opponents	0	0	0	0

Team Box Score

No.	Player	Total			3-Point		F-Throw		Rebounds				PF DQ A TO BLK STL PTS AVG									
		GP-GS	MIN	AVG	FG-FGA	FG%	3FG-FGA	3FG%	FT-FTA	FT%	OFF	DEF	TOT	AVG	PF	DQ	A	TO	BLK	STL	PTS	AVG
Team																						
Total		0	0		0-0	.000	0-0	.000	0-0	.000	0	0	0	0.0	0	0	0	0	0	0	0	0.0
Opponents		0	0		0-0	.000	0-0	.000	0-0	.000	0	0	0	0.0	0	0	0	0	0	0	0.0	

Team Statistics

	HOKIES	OPP
Scoring	0	0
Points per game	0.0	0.0
Scoring margin	0.0	-
Field goals-att	0-0	0-0
Field goal pct	.000	.000
3 point fg-att	0-0	0-0
3-point FG pct	.000	.000
3-pt FG made per game	0.0	0.0
Free throws-att	0-0	0-0
Free throw pct	.000	.000
F-Throws made per game	0.0	0.0
Rebounds	0	0
Rebounds per game	0.0	0.0
Rebounding margin	0.0	-
Assists	0	0
Assists per game	0.0	0.0
Turnovers	0	0
Turnovers per game	0.0	0.0
Turnover margin	0.0	-
Assist/turnover ratio	0.0	0.0
Steals	0	0
Steals per game	0.0	0.0
Blocks	0	0
Blocks per game	0.0	0.0
Winning streak	0	-
Home win streak	0	-
Attendance	0	0
Home games-Avg/Game	0-0	0-0
Neutral site-Avg/Game	-	0-0

Team Results

Date	Opponent	Score	Att.
------	----------	-------	------





0
Hunter CATTOOR
G | 6-3 | 200 | So.
Orlando, Fla.
(cuh-TOUR)




1
Joseph "Joe" BAMISILE
G | 6-4 | 195 | Fr.
Chesterfield, Va.
(BAM-uh-sill)



2
Cartier DIARRA
G | 6-4 | 185 | Gr.
Florence, S.C.
(Car-tee-YAIRE JOTT-ah)



3
Wabissa BEDE
G | 6-0 | 195 | Gr.
North Andover, Mass.
(wa-BEE-sah BEE-dee)



4
Nahiem ALLEYNE
G | 6-4 | 195 | So.
Buford, Ga.
(na-HEEM ah-LEAN)



5
David N'GUESSAN
F | 6-9 | 205 | Fr.
De Lier, Netherlands
(Guh-SAHN)



10
Grant YATES
F | 6-8 | 1205 | r-So.
Gainesville, Va.



11
Gill WILLIAMSON
F | 6-8 | 195 | Fr.
Richmond, Va.



13
Darius MADDOX
G | 6-5 | 185 | Fr.
Bowie, Md.



15
Jalen CONE
G | 5-10 | 165 | So.
Walkertown, N.C.



21
John OJIAKO
F | 6-10 | 245 | So.
Lagos, Nigeria
(OH-gee-ah-co)



22
Keve ALUMA
F | 6-9 | 235 | r-Jr.
Berlin, Md.
(Kev-aye)



23
Tyrece RADFORD
G | 6-2 | 200 | r-So.
Baton Rouge, La.
(TIE-reese)



25
Justyn MUTTS
F | 6-7 | 230 | r-Jr.
Millville, N.J.



35
Cordell PEMSL
F | 6-9 | 250 | Gr.
Dubuque, Iowa



Mike YOUNG
Head Coach
Emory & Henry, 1986
Second season



Chester FRAZIER
Associate Head Coach
Illinois, 2009
Second season



Christian WEBSTER
Assistant Coach
Harvard, 2013
Fifth season



Kevin GILTNER
Assistant Coach
Wofford, 2012
Second season

