



# HOKIES

## 2019-20 Virginia Tech Men's Basketball Game Notes

### Game Info

Saturday, Feb. 1 | Game 22  
Cassell Coliseum | Blacksburg, Va.  
Whiteout Effect

#### INFORMATION

Virginia Tech  
Hokies



Record.....14-7, 5-5 ACC  
Starters R/L.....1/4  
Head Coach.....Mike Young  
Record at Tech (Years).....14-7 (1st)

No. 5/6 Florida State  
Seminoles



Record.....17-3, 7-2 ACC  
Starters R/L.....2/3  
Head Coach.....Leonard Hamilton  
Record at FSU (Years).....351-219 (18th)

#### NUMBERS TO KNOW

1

• Tech, after hitting eight triples last game, ranks first in the ACC in 3-point field goals made per game, averaging 10.3 buckets from downtown. That mark ranks eighth nationally.

3

• The Hokies have been a little uncharacteristic as of late, committing 26 TOs their last two games, but still sit third in the nation in turnovers per game, averaging 9.8 a contest.

19

• Owning the 19th-most assists per game average, junior guard Wabissa Bede, who has had at least eight assists in three of his last five games, dishes out 6.3 assists a game.

#### PROJECTED STARTERS (Based off last game)

#	Name	P	R	A	B	S
2	Landers Nolley (G/F)	17.7	5.5	2.6	0.3	0.9
3	Wabissa Bede (G)	5.8	4.0	6.3	0.3	1.2
4	Nahiem Alleyne (G)	9.5	2.6	1.5	0.2	0.4
14	P.J. Horne (F)	7.7	4.7	0.5	0.6	0.7
23	Tyrece Radford (G)	9.1	6.5	1.3	0.3	0.1

### On the Call

Tom Werme (PxP) **RSN**  
Brian Oliver (Analyst)

#### AT THE RIM

- Playing back in the friendly confines of Cassell Coliseum, the Virginia Tech men's basketball team will play host to its second top-10 opponent at home this season, taking on No. 5/6 Florida State on Saturday at 4 p.m. ET.
- The Seminoles lead the all-time series 35-22 and have won five in a row, including the last two in overtime. Tech is 14-10 versus Florida State in Blacksburg, but loss the last time the two teams played in Cassell Coliseum (2018).
- The last time these two faced off, the 'Noles edged Tech in an overtime thriller in the quarterfinals of the 2019 ACC Tournament in Charlotte, North Carolina. (More on page 5)
- Tech coach Mike Young has never faced Florida State's coach Leonard Hamilton.

#### WHO TO WATCH



- Making 10 shots on the night and four from the charity stripe, Tyrece Radford turned in a career-high 24 points in the loss at Miami.
- Scoring 11 of those in the first half, Radford also collected eight rebounds and three steals.

- Though he is coming off a season-worst six turnovers, Wabissa Bede dished out eight assists at Miami (Fla.) on Tuesday night.
- The junior point guard now has seven games of eight or more assists, the most in the ACC and ninth nationally. (More on page 5)



#### LAST TIME OUT

- Tech dug itself a hole at Miami (Fla.) on Tuesday, trailing by as many as 22 points, but mustered a big comeback with cutting it to a four-point game with a minute left, but fell.
- The Hokies posted one of their better games defensively, tying a season-high 11 steals.

### Schedule

#### NOVEMBER

5	AT CLEMSON* (ESPNU)	W, 67-60
8	COPPIN STATE (ACCNX)	W, 74-42
13	USC UPSTATE (ACCNX)	W, 80-57
16	LEHIGH (ACCNX)	W, 79-53
20	DELAWARE STATE (ACCNX)	W, 100-64
25	(1) VS. No. 3/3 MICHIGAN STATE (ESPN2)	W, 71-66
26	(1) VS. [RV/--] DAYTON (ESPN)	L, 89-62
27	(1) VS. BYU (ESPN2)	L, 90-77

#### DECEMBER

6	No. 10/8 DUKE* (ACCN)	L, 77-63
11	CHATTANOOGA (ACCN)	W, 63-58
15	GARDNER-WEBB (ACCNX)	W, 73-46
21	VMI (ACCN)	W, 64-55
29	MARYLAND EASTERN SHORE (RSN)	W, 92-37

#### JANUARY

4	AT No. 19/19 VIRGINIA* (RSN)	L, 65-39
7	AT SYRACUSE* (ACCN)	W, 67-63
11	NC STATE* (RSN)	W, 72-58
14	AT WAKE FOREST* (ACCN)	W, 80-70
18	SYRACUSE* (RSN)	L, 71-69
22	NORTH CAROLINA* (ACCN)	W, 79-77 (2OT)
25	AT BOSTON COLLEGE* (ESPN)	L, 61-56
28	AT MIAMI (FLA.)* (ACCN)	L, 71-61

#### FEBRUARY

1	No. 5/6 FLORIDA STATE* (RSN)	4 P.M.
4	AT GEORGIA TECH* (ACCN)	7 P.M.
8	BOSTON COLLEGE* (RSN)	NOON
15	PITT* (ACCN)	6/8 P.M.
19	MIAMI (FLA.)* (RSN)	9 P.M.
22	AT No. 9/8 DUKE* (ESPN/ESPN2/ESPNU/ACCN)	4 P.M.
26	VIRGINIA* (ESPN/ESPN2/ESPNU/ACCN)	7 P.M.

#### MARCH

1	AT No. 6/5 LOUISVILLE* (ACCN)	6 P.M.
4	CLEMSON* (ACCN)	7 P.M.
7	AT NOTRE DAME* (ACCN)	2 P.M.
10-14	(2) VS. TBA (ESPN/ESPN2/ACCN)	TBA

\* ACC GAME | AP POLL RANKING/COACHES POLL RANKING

- 1 - MAUI JIM MAUI INVITATIONAL (MAUI, HAWAII)
- 2 - ACC TOURNAMENT (GREENSBORO, N.C.)

#### VIRGINIA TECH CONTACT INFO

Lance Dozier | Phone: (507) 993-1898 | Email: lance17@vt.edu  
Assistant Director, Strategic Communications  
Matt Johnson | Phone: (336) 692-2690 | Email: mattj3@vt.edu  
Student Assistant, Strategic Communications

### Social



@HokiesMBB



@HokiesMBB



/HokieSports



**AP Top 25 Poll - Week 13**

Jan. 27 | *Opponents in italics*

#	Team (1st place)	Record	Points
1	Baylor (44)	17-1	1578
2	Gonzaga (19)	21-1	1552
3	Kansas (1)	16-3	1434
4	San Diego State	21-0	1408
5	<i>Florida State</i>	17-2	1318
6	<i>Louisville</i>	17-3	1277
7	<i>Dayton</i>	18-2	1163
8	Villanova	16-3	1110
9	<i>Duke</i>	16-3	1084
10	Seton Hall	15-4	1055
11	Oregon	17-4	926
12	West Virginia	16-3	874
13	Kentucky	15-4	839
14	<i>Michigan State</i>	15-5	751
15	Maryland	16-4	650
16	Butler	16-4	631
17	Auburn	17-2	619
18	Iowa	14-5	545
19	Illinois	15-5	483
20	Colorado	16-4	314
21	Houston	16-4	296
22	LSU	15-4	260
23	Wichita State	17-3	161
24	Penn State	14-5	114
25	Rutgers	15-5	102

**Receiving Votes:** Creighton 59, Arizona 55, Texas Tech 33, Ohio State 16, Indiana 15, East Tennessee State 14, UNI 13, Memphis 11, USC 9, Rhode Island 6, Purdue 6, Florida 4, Arkansas 3, Tulsa 3, SMU 3, Saint Mary's 3, Wisconsin 1, Akron 1, Harvard 1

**Coaches Top 25 Poll - Week 13**

Jan. 27 | *Opponents in italics*

#	Team (1st place)	Record	Points
1	Baylor (15)	17-1	782
2	Gonzaga (17)	21-1	780
3	Kansas	16-3	711
4	San Diego State	21-0	701
5	<i>Louisville</i>	17-3	646
6	<i>Florida State</i>	17-2	632
7	<i>Dayton</i>	18-2	593
8	<i>Duke</i>	16-3	565
9	Seton Hall	15-4	521
10	Villanova	16-3	511
11	West Virginia	16-3	432
12	Oregon	17-4	424
13	Kentucky	15-4	414
14	<i>Michigan State</i>	15-5	403
15	Maryland	16-4	362
16	Auburn	17-2	312
17	Butler	16-4	282
18	Iowa	14-5	268
19	Illinois	15-5	235
20	Houston	16-4	157
21	Colorado	16-4	121
22	Wichita State	17-3	115
23	Penn State	14-5	76
24	LSU	15-4	74
25	Rutgers	15-5	72

**Receiving Votes:** Arizona 49, Texas Tech 47, Creighton 41, Ohio State 14, Indiana 14, Tulsa 12, Saint Mary's 8, Marquette 7, Yale 7, Arkansas 6, UNI 2, East Tennessee State 1, Stanford 1, USC 1, Memphis 1

**GENERAL INFORMATION**

University Name	Virginia Tech
Location	Blacksburg, Va.
Founded	1872
Enrollment	34,000
President	Dr. Timothy Sands
Director of Athletics	Whit Babcock
Nickname	Hokies
Mascot	Hokie Bird
Colors	Chicago Maroon and Burnt Orange
Affiliation	NCAA Division I
Conference	Atlantic Coast
Home Court	Cassell Coliseum
Capacity	9,275

**INFORMATION**

2018-19 Record	26-9
Conference Record/Finish	12-6 (5th in ACC)
Starters Returning/Lost	1/4
Letterwinners Returning/Lost	4/5
Newcomers	8 (4 freshmen, 2 redshirts, 1 transfer, 1 walk-on)

**STAFF**

Head Coach	Mike Young (Emery & Henry, 1986)
Virginia Tech Record/Years	14-7 / First season
Overall Record/Years	313-251 / 18 years
Associate Head Coach	Chester Frazier (Illinois, 2009)
Assistant Coach	Antwon Jackson (Pikeville, 1993)
Assistant Coach	Christian Webster (Harvard, 2013)
Chief of Staff	Stephanie Ballein (Virginia Tech, 1990, 1995)
Special Assistant to the Head Coach	Kevin Giltner (Wofford, 2012)
Special Assistant for Recruiting	Matt Olinger (Liberty, 2007)
Director of Player Personnel	Ryan Nadeau (Michigan State, 2016)
Director, Sports Medicine	Hisham Ziyout (Salisbury, 2015)
Coordinator of Basketball Relations	Ace Custis (Virginia Tech, 1997)
Senior Director, Strength & Conditioning	David Land (App State, 2011)
Assistant Director, Equipment Services	Bruce Garnes (Virginia Tech, 1994, 1996)
Graduate Assistant	Chakiris Moss (Greensboro, 2013)
Graduate Assistant	Will Stigall (Wofford, 2019)
Administrative Assistant	Isabelle Schneiderman (Virginia Tech, 2019)

**ROSTER**

No.	Name	Pos.	Ht.	Wt.	Cl.	Hometown	High School/Last School
0	Hunter Cattoor	G	6-3	205	Fr.	Orlando, Fla.	Bishop Moore
1	Isaiah Wilkins	G	6-4	225	So.	Winston-Salem, N.C.	Mount Tabor
2	Landers Nolley II	G/F	6-7	225	r-Fr.	Atlanta, Ga.	Langston Hughes
3	Wabissa Bede	G	6-0	200	Jr.	North Andover, Mass.	Cushing Academy
4	Nahiem Alleyne	G	6-3	195	Fr.	Buford, Ga.	Mountain View
10	Jonathan Kabongo	G	6-4	195	So.	Toronto, Canada	Thornlea Secondary
11	Brendan Palmer	G	6-4	195	So.	Winston-Salem, N.C.	Forsythe Country Day
13	Grant Yates	F	6-8	210	So.	Gainesville, Va.	Battlefield/Christopher Newport
14	P.J. Horne	F	6-6	225	Jr.	Tifton, Ga.	Tift County
15	Jalen Cone	G	5-10	170	Fr.	Walkertown, N.C.	Walkertown
21	John Ojiako	F	6-10	240	Fr.	Lagos, Nigeria	Admiral Farragut
22	Keve Aluma	F	6-9	240	Jr.	Berlin, Md.	Stephen Decatur/Wofford
23	Tyrece Radford	G	6-1	205	r-Fr.	Baton Rouge, La.	McKinley
24	Branden Johnson	F	6-8	230	Gr.	Garfield Heights, Ohio	Garfield Heights/Alabama St.
25	Ryan Payne	F	6-8	220	Jr.	Mechanicsville, Va.	Hanover

**PRONUNCIATIONS**

Nahiem Alleyne	na-HEEM ah-LEAN	Jonathan Kabongo	kuh-BONGO
Keve Aluma	Kev-aye	Landers Nolley II	NAH-lee
Wabissa Bede	wa-BEE-sah BEE-dee	John Ojiako	OH-gee-ah-co
Hunter Cattoor	cuh-TOUR	Tyrece Radford	TIE-reese





**2019-20 ACC Standings**

#	Team	Overall	ACC	Pct.
1.	No. 6/5 Louisville	17-3	8-1	.850
2.	No. 5/6 Florida State	17-2	7-1	.895
3.	No. 9/8 Duke	16-3	6-2	.842
4.	Syracuse	13-7	6-3	.650
5.	<b>Virginia Tech</b>	<b>14-6</b>	<b>5-4</b>	<b>.700</b>
	NC State	14-6	5-4	.700
	Virginia	13-6	5-4	.684
8.	Pitt	13-7	4-5	.650
	Clemson	10-9	4-5	.526
	Boston College	10-10	4-5	.500
11.	Georgia Tech	9-11	4-6	.450
12.	Notre Dame	11-8	2-6	.579
	North Carolina	9-10	2-6	.474
14.	Miami (Fla.)	10-9	2-7	.526
	Wake Forest	9-10	2-7	.474

**2019-20 Preseason ACC Coaches' Poll**

#	Team (First-place votes)	Points
1.	Duke (51)	1564
2.	North Carolina (19)	1493
3.	Louisville (29)	1448
4.	Virginia (12)	1405
5.	Florida State	1157
6.	NC State	1038
7.	Notre Dame	915
8.	Syracuse	910
9.	Miami (Fla.)	768
10.	Pitt	577
11.	Clemson	564
12.	Georgia Tech	437
13.	Boston College	382
14.	<b>Virginia Tech</b>	<b>334</b>
15.	Wake Forest	328

**Preseason All-ACC Team**

**First Team**

Jordan Nwora, Louisville, 95  
 Tre Jones, Duke, 89  
 Cole Anthony, North Carolina, 81  
 John Mooney, Notre Dame, 51  
 Mamadi Diakite, Virginia, 49

**Second Team**

Markell Johnson, NC State, 39  
 Vernon Carey Jr., Duke, 19  
 Chris Lykes, Miami, 18  
 Garrison Brooks, North Carolina, 11  
 Trent Forrest, Florida State, 11

**Preseason ACC Freshman of the Year**

Cole Anthony, North Carolina, 89  
 Vernon Carey Jr., Duke, 8  
 Wendell Moore Jr., Duke, 5  
 Casey Morsell, Virginia, 3  
 Cassius Stanley, Duke, 3  
 Matthew Hurt, Duke, 3

**Preseason ACC Player of the Year**

Jordan Nwora, Louisville, 55  
 Cole Anthony, North Carolina, 31  
 Tre Jones, Duke, 19  
 John Mooney, Notre Dame, 3  
 Mamadi Diakite, Virginia, 2  
 Markell Johnson, NC State, 1

**A WIN WOULD**

- Snap Tech's five-game losing streak to Florida State and make the Hokies 15-10 at home vs. FSU.
- Give the Hokies their second top-five win of the season, joining their victory over then-No. 3/3 Michigan State at the Maui Jim Maui Invitational.
- The win would make Tech coach Mike Young the second coach in school history to earn two top-five victories his first year in Blacksburg (Bill Matthews, No. 3 Kentucky & No. 5 Mississippi St. in 1962.)
- Make Young 1-0 versus Leonard Hamilton and the Seminoles.

**SOMETHING HAS TO GIVE**

- The tallest team in the country according to Ken-Pom, which is Florida State at an average of 6-foot-5 (79 inches to be exact), will face the 11th-smallest team in the country and smallest high-major program in Virginia Tech at 6-foot-2 (75.4 inches).

**RECAPPIN' MIAMI (FLA.)**

- Tech once again got into a double-digit first-half deficit, marking the sixth time out of its last eight games since the beginning of January, and could not quite muster the comeback.
- Tyrece Radford went off, scoring a career-high 24 points and willed Tech to a comeback, making it a two-possession game with a minute to go.
- Tech forced the Hurricanes into 16 turnovers, which gives them three straight games of making its opponent have at least 10 miscues.
- The Hokies only had nine bench points, marking just the third time this season the reserves had less than double-digit points.

**DISHIN' IT OUT**

- Tech's Wabissa Bede has showed his flashes of being one of the better point guards in the land, racking up seven games of owning eight or more assists this season.
- The mark makes him one of only seven high-major players to do so, and is the only one in the ACC. He is tied for ninth nationally among all DI players.

Player	8+ AST G
Zavier Simpson (Michigan)	11
Ashton Hagans (Kentucky)	8
Wabissa Bede (Virginia Tech)	7
Kendric Davis (SMU)	7
Tyrese Haliburton (Iowa State)	7
Cam Mack (Nebraska)	7
Charlie Moore (DePaul)	7

**NORTH CAROLINA WIN TIDBITS**

- Marked Tech's second straight win over North Carolina in Blacksburg for just the second time in school history and first since 1917 and 1919.
- Marked Tech winning two out of its last three versus Carolina for the first time since 2006-07.
- Made Coach Young 2-2 record against the Tar Heels and Roy Williams.
- Gave the Hokies a 5-3 start to ACC play, marking the eighth time they have won five or more of their first eight league games since they joined the ACC.
- But, it was just the second time they've won at least five games through their first eight ACC contests over the last nine years (2011-present), with it happening last year with a 6-2 start.

**RECAPPIN' NORTH CAROLINA**

- Numerous players stood out for the Hokies vs. UNC, coming up big in clutch moments, as Carolina, which led for most of the game (39 minutes), let Tech take the lead in the first half (7-minute mark) and not again until the second overtime.
- But it took quite a bit to just even get to overtime, as Tech was trailing by seven points with four minutes left in regulation and held UNC to just one point those four minutes.
- Jalen Cone hit back-to-back 3-pointers to cut it one with three minutes to go and Carolina hit one free throw, setting up P.J. Horne to be the hero and make both from the line with 13 seconds left.
- Trailing by two with 40 seconds left in the first overtime, Tech's Landers Nolley drove and got a shot in the lane to fall to tie it up for overtime No. 2.
- Nolley would answer again to tie the game up with 23 seconds in the second OT with a reverse layup, then Tyrece Radford followed with a floater in the lane to make win it (0.4 seconds left).

**OVERTIME HISTORY LESSON**

- With the Hokies playing in their first overtime game in 2019-20, it had been a while since they last played some 'free basketball.'
- The extra session marked the first time Tech played OT since the 2019 ACC Tournament in Charlotte against Florida State, a 65-63 loss.
- When the Tar Heels and Hokies went into double overtime, it marked the first time since 2017 versus Virginia, an 80-78 win, that it went into two OTs.
- And if Tyrece Radford's shot didn't fall, it would've gone into a third overtime for the first time for Tech since 1983, a four-point loss at West Virginia, 90-86.

**COMEBACK KIDS**

- Though it's been painful on the fans, with all the ups and downs that come with digging yourself out of a hole, the Hokies have found a way to do so in three of their last four ACC wins, facing double-digit deficits in three of those games and completing the comeback.
- The Hokies came back from a 12-point disadvantage against North Carolina on Wednesday. And then previously double-digit deficits two games in a row (at 'Cuse, vs. NC State), marking the first time doing so since 2017.
- Tech trailed 10-0 to start the NC State contest, then ripped off a 13-0 run to take a lead it would not relent.
- Earlier in the week at Syracuse, the 11-point deficit was Tech's largest comeback of the season and marked its biggest comeback since Nov. 18, 2018 versus then-No. 23 Purdue (12 points).
- The last time Tech had consecutive games of trailing by 10 or more and coming back to win was on Feb. 12, 2017 versus Virginia (14 points) and Feb. 14, 2017 against Pitt (13).
- Tech almost did it versus Syracuse at home, trailing by as many as 16 and cutting it to a one-point game with 40 seconds left, but fell short. Similarly to Boston College, trailing by six with 40 seconds left and getting a clutch 3 by Jalen Cone and two missed free throws on the other end, but couldn't connect on its next two shots to fall 61-56.

**WELL DONE, NAW**

- Former Hokie and New Orleans Pelicans' Nickeil Alexander-Walker has been name to Team World in the 2020 NBA Rising Stars Game.



**LAST TIME TEAM...**

Tech scored 100 points and won: 103-79, vs. Washington, 11-17-17  
 Tech scored 100 points and lost: 100-104 2OT vs. Maryland, 2-27-10  
 Tech played in overtime: 79-77, 2OT, vs. North Carolina, 1-22-20  
 Tech played in consecutive overtime games: 82-77 vs. UAB, 11-28-15 & 79-81 vs. Northwestern, 12-1-15  
 Tech played 2 OT: 79-77, 2OT, vs. North Carolina, 1-22-20  
 Tech played 3 OT: 86-90 at WVU, 2-2-83  
 Tech scored 100+ points: 100-64 vs. Delaware State, 11-20-19  
 Tech scored 90-99 points: 92-37 vs. Maryland Eastern Shore, 12-29-19  
 Tech scored 80-89 points: 80-70 at Wake Forest, 1-14-20  
 Tech scored 70-79 points: 79-77 (2OT) vs. North Carolina, 1-22-20  
 Tech scored 60-69 points: 61-71 at Miami (Fla.), 1-28-20  
 Tech scored 50-59 points: 56-61 at Boston College, 1-25-20  
 Tech scored 40-49 points: 47-24 at NC State, 2-2-19  
 Tech scored 30-39 points: 39-65 at No. 19/19 Virginia, 1-4-20  
 Tech scored 20-29 points: 27-40 at McGuire Hospital, 2-2-46  
 Tech scored 10-19 points: 16-45 at Virginia, 1-30-39  
 Tech scored less than 10 points: 9-29 vs. North Carolina, 1-12-35  
 Tech allowed 100+ points: 82-103 at North Carolina, 1-21-19  
 Tech allowed 90-99 points: 77-90 vs. BYU, 11-27-19  
 Tech allowed 80-89 points: 62-89 vs. Dayton, 11-26-19  
 Tech allowed 70-79 points: 61-71 at Miami (Fla.), 1-28-20  
 Tech allowed 60-69 points: 56-61 at Boston College, 1-25-20  
 Tech allowed 50-59 points: 72-58 vs. NC State, 1-11-20  
 Tech allowed 40-49 points: 73-46 vs. Gardner-Webb, 12-15-19  
 Tech allowed 30-39 points: 92-37 vs. Maryland Eastern Shore, 12-29-19  
 Tech allowed 20-29 points: 47-24 at NC State, 2-2-19  
 Tech allowed 10-19 points: 60-19 vs. Lynchburg College, 1-9-46  
 Tech allowed less than 10 points: 28-9 vs. Hampden-Sydney, 1-17-23  
 Tech scored at least 60 points in a half: 66, 2nd half, vs. The Citadel, 12-17-17  
 Largest margin of victory: 83 points vs. Randolph Macon Academy, 87-4, 1-10-1911  
 Largest margin of victory in an ACC game: 29 points vs. Wake Forest, 94-65, 1-15-11  
 Tech defeated a ranked opponent on the road: 47-24 at No. 23/22 NC State, 2-2-19  
 Tech defeated a ranked opponent at home: 77-72 vs. No. 3/2 Duke, 2-26-19  
 Tech defeated a ranked opponent on a neutral court: 71-66 vs. No. 3 Michigan State, 11-25-19, Maui  
 Tech defeated a defending national champion: 80-69 vs. North Carolina, 1-22-18  
 Tech held opponent without a double-figure scorer: 65-47 vs. Miami, ACC Tournament, 3-12-09  
 No Tech player scored in double figures: 41-57 vs. Temple, 2-25-96  
 Tech had six players score in double figures: at Boston College, 2-25-17  
 Tech had seven players score in double figures: vs. The Citadel, 12-17-16  
 Tech did not make a 3-point field goal: at Providence, 2-1-03  
 Tech's opponent did not make a 3-point field goal: at NC State, 2-10-10  
 Tech did not shoot a free throw in the first half: vs. Lehigh, 11-16-19  
 Tech did not shoot a free throw in the second half: vs. Virginia, 12-5-10  
 Tech's opponent did not shoot a free throw: vs. VMI, 12-21-19  
 Tech held an opponent under 10 points in a half: 9 points, vs. Eastern Michigan, 12-22-11  
 Tech held an opponent under 20 points in a half: 12 points, vs. Coppin State, 11-8-19  
 Tech had double figures in blocked shots: 13, 87-82, vs. West Virginia, 11-12-13  
 Tech came back from a double-figure deficit to win: 12 points vs. North Carolina, 1-22-20  
 Lost a double-digit lead: 10 points at Boston College, 1-25-20  
 Tech led by 20 or more points at half time of a game: 23 points vs. Maryland Eastern Shore, 12-29-19  
 Tech had 20-29 assists in a game: 20 vs. Maryland Eastern Shore, 12-29-19  
 Tech had 30 or more assists: 36 vs. The Citadel, 11-12-17  
 Tech won a neutral-court game (no tourney): 73-61 vs. Washington (Atlantic City, N.J.), 12-15-18  
 Tech held a team under 20 percent from the field: 16.7% at NC State, 2-2-19  
 Tech won an NCAA Tournament game: 67-58 vs. Liberty (NCAA Tournament), 3-24-19

**LAST TIME PLAYER...**

A Tech player recorded a triple-double: Chris Clarke (13 pts./12 rebs./10 ast.) vs. The Citadel, 12-17-16  
 Two Tech players recorded double-doubles in a game: Kerry Blackshear Jr. (22 pts./15 rebs.) & Chris Clarke (15 pts./10 rebs.) vs. The Citadel, 11-12-17  
 Two Tech players recorded double-doubles in consecutive games: vs. UNC, ACC Tournament, 3-13-09 and vs. Duquesne, NIT, 3-18-09  
 Tech player had five or more steals: Nickeil Alexander-Walker (6) vs. Miami (Fla.), 1-30-19  
 Tech player had 10 or more assists in a game: Wabissa Bede (10) vs. Delaware State, 11-20-19  
 Tech player had 20 or more rebounds in a game: Jeff Allen (21) vs. Longwood, 12-14-08  
 Two Tech players had double figures in rebounds: Kerry Blackshear Jr. (15 rebs.) & Chris Clarke (10 rebs.) vs. The Citadel, 11-12-17  
 Two Tech players had five or more assists: Wabissa Bede (6) & Tyrece Radford (5) vs. UMES 12-29-19  
 Three Tech players had five or more assists: Chris Clarke (10) Justin Robinson (6), Seth Allen (6) vs. The Citadel, 12-17-16  
 Four Tech players had five or more assists: Kerry Blackshear (8), Devin Wilson (7), Justin Robinson (7), Chris Clarke (5) vs. The Citadel, 11-12-17  
 Three Tech players had five or more 3-pointers: Nahiem Alleyne (5), Jalen Cone (5), Isaiah Wilkins (5) vs. Delaware State, 11-20-19  
 Two Tech players scored 20 or more points: Landers Nolley II (21 points) & Tyrece Radford (21 points) at Wake Forest, 1-14-20  
 Three Tech players scored 20 or more points: Nickeil Alexander-Walker (25 points), Ahmed Hill (23 points) and Justin Robinson (23 points) vs. Purdue, 11-18-18  
 Same two Tech players scored 20 or more points in consecutive games: Nickeil Alexander-Walker & Kerry Blackshear Jr., 11-10 & 11-12-17  
 Tech freshman scored 20 or more points in a game: 24, Tyrece Radford, at Miami (Fla.), 1-28-20  
 Two Tech freshmen scored in double figures in a game: Tyrece Radford (24 points) and Landers Nolley (14) at Miami (Fla.) 1-28-20  
 Three Tech freshmen scored in double figures in a game: Landers Nolley (22 points), Jalen Cone (18) and Nahiem Alleyne (11) vs. North Carolina, 1-22-20  
 Four Tech freshmen scored in double figures in a game: Landers Nolley II (21 points), Tyrece Radford (21) Jalen Cone (15) and Nahiem Alleyne (10) at Wake Forest, 1-14-20  
 Tech player scored 30-39 points in a game: 30, Landers Nolley at Clemson, 11-5-19  
 Tech player scored 40-49 points in a game: 41, Dorenz Hudson vs. Seton Hall, 1-2-10  
 Tech player scored 50+ points in a game: 51, Bimbo Coles vs. Southern Miss., 2-6-88  
 Tech player had consecutive double-doubles: Kerry Blackshear Jr., 2-18-19, 2-23-19 & 2-26-19  
 Tech player had three consecutive double-doubles: Kerry Blackshear Jr., 2-18-19, 2-23-19 & 2-26-19  
 Tech freshman had consecutive double-doubles: Kerry Blackshear Jr., 12-13-15 & 12-19-15  
 Tech allowed a triple-double: Dennis Smith Jr. (27 pts., 11 rebs., 11 assists), at NC State, 1-4-17  
 Tech had a walk-on score in double figures: Christian Beyer, 13 pts., vs. Alabama A&M, 12-14-14

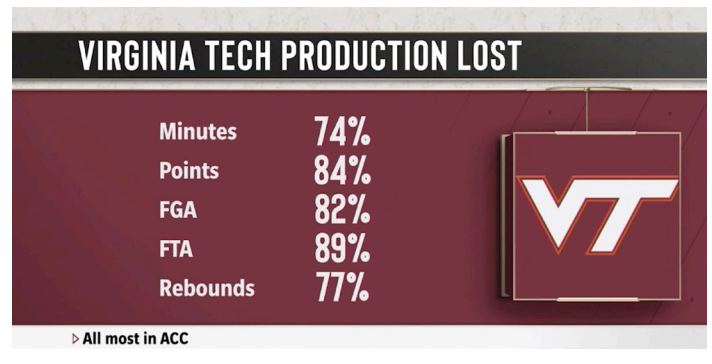
**What's a Hokie?**



The answer leads all the way back to 1896 when Virginia Agricultural and Mechanical College changed its name to Virginia Polytechnic Institute. With the change came the necessity for writing a new cheer and a contest for such a purpose was held by the student body.

Senior O.M. Stull won first prize for his "Hokie" yell which is still used today. Later, when asked if "Hokie" had any special meaning, Stull explained the word was solely the product of his imagination and was used only as an attention-getter for his yell. It soon became a nickname for all Tech teams and for those people loyal to Tech athletics.

The official university school colors - Chicago Maroon and Burnt Orange - also were introduced in 1896. The colors were chosen by a committee because they made a 'unique combination' not worn elsewhere at the time. The official definition of "hokie" is "a loyal Virginia Tech Fan".



**'19 CLASS OF HIGH-MAJOR COACHES**

- Out of the seven high-major conferences (ACC, American, BIG EAST, B1G, Big 12, Pac-12 and SEC), there are 14 new head coaches for the 2019-20 season.
- Virginia Tech coach Mike Young is just one of six coaches that were a mid-major coach to jump up to the big leagues, joining Alabama's Nate Oats (Buffalo), Arkansas' Eric Musselman (Nevada), Tulane's Ron Hunter (Georgia State) and Washington State's Kyle Smith (San Francisco).
- Of the 14 new coaches, Young was the longest-tenured coach to leave, following his 17-year stint as the head guy at Wofford.
- The NBA saw three of its coaches jump into the college ranks, with Michigan's Juwon Howard (Miami Heat), Nebraska's Fred Hoiberg (Chicago Bulls) and Vanderbilt's Jerry Stackhouse (Memphis Grizzlies).
- In this cycle, only one assistant coach was promoted from within and that was Temple's Aaron McKie, who served as an assistant under Fran Dunphy for five seasons in Philadelphia.
- While former Hokie coach Buzz Williams, who is now at Texas A&M, was one of just two coaches this offseason to jump ship and go high-major for high-major, with UCLA's Mick Cronin (Cincinnati) being the other.
- A full breakdown of the 14 coaches this cycle is below, with the SEC welcoming the most among the seven leagues with four. The Big 12 was the lone conference not to have a new head coach this offseason.

School	Name	Previous Team
Alabama	Nate Oats	Buffalo (HC)
Arkansas	Eric Musselman	Nevada (HC)
Cal	Mark Fox	*Georgia (HC)
Cincinnati	John Brannen	Northern Kentucky (HC)
Michigan	Juwon Howard	Miami Heat (NBA Assistant)
Nebraska	Fred Hoiberg	Chicago Bulls (NBA HC)
St. John's	Mike Anderson	Arkansas (HC)
Temple	Aaron McKie	Temple (Assistant)
Texas A&M	Buzz Williams	Virginia Tech (HC)
Tulane	Ron Hunter	Georgia State (HC)
UCLA	Mick Cronin	Cincinnati (HC)
Vanderbilt	Jerry Stackhouse	Memphis Grizzlies (NBA Assistant)
Virginia Tech	Mike Young	Wofford (HC)
Washington State	Kyle Smith	San Francisco (HC)

\* Coach Mark Fox last coached Georgia in 2017-18.



**RECORD WHEN...**

Leading at the half:	11-3
Trailing at the half:	3-4
Tied at the half:	0-0
Playing Overtime:	1-0
Shooting 50% or better:	2-1
Shooting between 40-49.9%:	6-5
Shooting less than 40%:	5-1
Opponents shoot 50% or better:	0-2
Opponents shoot less than 50%:	14-5
VT outrebounds its opponent:	7-0
Opponent outrebounds VT:	7-7
Teams are tied in rebounds:	0-0
VT shoots 70% FT or better:	9-1
VT shoots less than 70% FT:	5-6
Scoring less than 50 points:	0-1
Scoring 50-59 points:	0-1
Scoring 60-69 points:	4-4
Scoring 70-79 points:	6-1
Scoring 80-89 points:	2-0
Scoring 90 or more points:	2-0
Allowing less than 30 points:	0-0
Allowing 30-39 points:	1-0
Allowing 40-49 points:	2-0
Allowing 50-59 points:	5-0
Allowing 60-69 points:	4-2
Allowing 70-79 points:	3-2
Allowing 80-89 points:	0-1
Allowing 90 or more points:	0-1
Game decided by 1-4 points or OT:	2-2
Game decided by 5-10 points:	5-1
Game decided by 11+ points:	7-4
Playing in the morning:	0-0
Playing at night:	9-3
Playing in the afternoon:	5-4
Playing on Monday:	1-0
Playing on Tuesday:	3-2
Playing on Wednesday:	4-1
Playing on Thursday:	0-0
Playing on Friday:	1-1
Playing on Saturday:	3-3
Playing on Sunday:	2-0
Playing in November:	6-2
Playing in December:	4-1
Playing in January:	4-4
Playing in February:	0-0
Playing in March:	0-0

**LAST TIME OUT VS. FLORIDA STATE**



Official Basketball Box Score -- Game Totals -- Final Statistics  
**Virginia Tech vs Florida St.**  
**03/14/19 2:30 pm at**



**Virginia Tech 63 • 24-8**

##	Player	Total			3-Ptr			Rebounds			PF	TP	A	TO	Blk	Stl	Min
		FG-FGA	FG-FGA	FT-FTA	FG-FGA	FG-FGA	FT-FTA	Off	Def	Tot							
24	Kerry Blackshear Jr.	f	8-16	1-5	0-3	3	6	9	3	17	3	1	1	1	42		
42	Ty Outlaw	f	0-2	0-2	0-0	2	3	5	2	0	1	0	0	3	38		
03	Wabissa Bede	g	1-5	0-1	0-0	0	3	3	2	2	2	1	0	0	32		
04	N. Alexander-Walker	g	7-16	1-4	6-9	0	4	4	1	21	4	6	2	1	43		
13	Ahmed Hill	g	7-13	2-5	0-0	1	3	4	3	16	0	1	0	1	44		
01	Isaiah Wilkins		2-6	0-2	1-1	0	3	3	1	5	1	0	0	1	21		
10	Jonathan Kabongo		0-0	0-0	0-0	0	0	0	0	0	0	0	0	0	1		
14	P.J. Horne		1-1	0-0	0-0	0	0	0	0	2	0	0	0	0	4		
<b>Team</b>																	
<b>Totals</b>			26-59	4-19	7-13	6	24	30	12	63	11	9	3	7	225		

FG % 1st Half:	10-26	38.5%	2nd half:	13-25	52.0%	OT:	3-8	37.5%	Game:	26-59	44.1%	Deadball Rebounds:	
3FG % 1st Half:	0-11	0.0%	2nd half:	3-5	60.0%	OT:	1-3	33.3%	Game:	4-19	21.1%	Rebounds:	1
FT % 1st Half:	4-4	100.0%	2nd half:	3-9	33.3%	OT:	0-0	0.0%	Game:	7-13	53.8%		

**Florida St. 65 • 26-6**

##	Player	Total			3-Ptr			Rebounds			PF	TP	A	TO	Blk	Stl	Min
		FG-FGA	FG-FGA	FT-FTA	FG-FGA	FG-FGA	FT-FTA	Off	Def	Tot							
00	Cofer, Phil	f	3-7	3-5	0-0	0	5	5	2	9	1	0	0	0	37		
21	Koumadje, Christ	c	1-3	0-0	1-1	1	4	5	2	3	0	2	0	0	14		
03	Forrest, Trent	g	1-3	1-1	4-6	1	3	4	1	7	4	3	0	3	35		
14	Mann, Terance	g	5-9	0-3	0-0	2	7	9	1	10	4	1	0	0	40		
23	Walker, MJ	g	1-7	1-6	0-0	0	2	2	0	3	0	0	0	0	24		
01	Gray, RaiQuan		1-2	0-0	2-2	1	2	3	2	4	0	2	0	0	9		
05	Savoy, PJ		2-3	2-3	0-0	0	0	0	0	6	2	1	0	0	9		
11	Nichols, David		1-3	0-2	0-0	1	1	2	3	2	2	0	0	0	12		
24	Vassell, Devin		5-10	4-7	0-0	0	0	0	2	14	1	0	0	2	16		
25	Kabengele, Mfiondu		2-10	1-4	2-2	2	6	8	4	7	0	4	3	0	29		
<b>Team</b>																	
<b>Totals</b>			22-57	12-31	9-11	11	32	43	17	65	14	17	3	5	225		

FG % 1st Half:	9-24	37.5%	2nd half:	9-27	33.3%	OT:	4-6	66.7%	Game:	22-57	38.6%	Deadball Rebounds:	
3FG % 1st Half:	4-11	36.4%	2nd half:	7-18	38.9%	OT:	1-2	50.0%	Game:	12-31	38.7%	Rebounds:	2
FT % 1st Half:	4-4	100.0%	2nd half:	5-7	71.4%	OT:	0-0	0.0%	Game:	9-11	81.8%		

Officials: Jerry Heater,Raymie Styons,Roger Ayers  
 Technical fouls: Virginia Tech-None. Florida St.-None.  
 Attendance: 19691  
 2018-19 Men's Basketball. Round: 0. Florida St. vs Virginia Tech. Played at .

Score by periods	1st	2nd	OT	Total
Virginia Tech	24	32	7	63
Florida St.	26	30	9	65

Points	In	Off	2nd	Fast	Bench
VT	38	19	4	8	7
FSU	14	8	11	16	33

Last FG - VT OT-01:43, FSU OT-00:01.  
 Largest lead - VT by 3 2nd-00:18, FSU by 13 1st-12:04.  
 VT led for 02:12. FSU led for 34:14. Game was tied for 08:34.  
 Score tied - 9 times.  
 Lead changed - 4 times.

**TEAM AVERAGES**

- The two teams are pretty even, with the Seminoles owning the better mark in seven of the 13 averages compared to Tech's six to its name.
- The 'Noles are better at causing havoc, leading in blocks and steals per game, while the Hokies share the ball better and shoot it well from 3.

KenPom Ranking	21	72
Points per game	75.0	70.9
Field-goal percentage	45.7	43.3
3-point percentage	35.6	37.2
Free-throw percentage	76.6	69.2
Rebounds per game	33.5	35.3
Assists per game	13.5	15.5
Blocks per game	5.6	2.8
Steals per game	9.8	6.1
Points allowed per game	64.5	63.3
Defensive field-goal percentage	40.5	40.7
Defensive 3-point percentage	33.4	31.0
Rebound margin	-0.1	-0.5
Assist/turnover ratio	1.0	1.6

**LAST TIME OUT VS. FLORIDA STATE**

- Trailing by three points with 18 seconds left, Florida State's Devin Vassell hit a 3-pointer to tie it up with four seconds left to send the quarterfinals of the ACC Tournament into overtime, and Terance Mann hit a game-winning floater to claim it 65-63.
- Pretty much playing from behind all game, the Hokies only led for a little over two minutes of the 45-minute game and their biggest lead was three points with 18 seconds remaining in regulation. They got big contributions from Nickeil Alexander-Walker (now with the Pelicans) and Kerry Blackshear Jr. (now with Florida), with both having over 17 points.
- Tech dominated the paint, outscoring FSU 38-14, and capitalizing off of TOs, with owning a 19-8 advantage.

**SCOUTING FLORIDA STATE**

- The Seminoles are coming off a five-point loss at Virginia (14-6, 6-4) this past Tuesday, snapping their 10-game winning streak that dated back to Dec. 8. Devin Vassell had 17 points and six rebounds in the setback.
- Hamilton enters his 18th season as the head coach in Tallahassee, following his 10-year stint at Miami (Fla.) that started in 1990. The winningest coach in Florida State history, Hamilton led the 'Noles to at least the Sweet 16 in consecutive seasons in 2017-18 and 2018-19 for the second time in school history.
- Florida State is paced by Vassell, who averages 13.3 points, 5.3 rebounds, 1.7 assists, 1.1 blocks and 1.7 steals per game. Vassell ranks eighth in the ACC in steals per game. The 'Noles also have two players averaging in double figures, including Trent Forrest (11.5 points per game) and M.J. Walker (11.1).
- One of the better shot-blocking teams in the nation, Florida State ranks 15th nationally and second in the ACC in blocks per game with 5.6. It also swipes quite a few steals, ranking sixth in the land and first in the league with 9.8 per game.



### GUARDS ON THE GLASS

- Only 20 players in Division I are currently averaging at least six assists and four rebounds per game, including Tech's Wabissa Bede.
- Bede is the one of only two players in the ACC to do so and is one of only eight high-major players. He had five assists and five rebounds at Boston College.

Player	G	R/G	A/G
Tyrese Haliburton (Iowa State)	18	5.9	7.1
Marcus Carr (Minnesota)	19	5.3	6.9
Cam Mack (Nebraska)	20	4.6	6.7
Markell Johnson (NC State)	19	4.5	6.5
Kenric Davis (SMU)	15	4.4	7.2
Ashton Hagans (Kentucky)	15	4.2	7.3
Zavier Simpson (Michigan)	19	4.3	8.3
Wabissa Bede (Virginia Tech)	20	4.1	6.3

### THE ONE & ONLY, THE YOUNG HOKIES

- Only one team nationally has four freshmen that are averaging over 7.5 points per game (minimum 10 games played) and that would be Tech.
- The Hokies are led by Landers Nolley (17.7 ppg), Nahiem Alleyne (9.5), Tyrece Radford (9.1) and Jalen Cone (7.7).

### FLOOR GENERALS

- When you break down the best assist-turnover ratios in the country, the majority of the top marks are players with less than 100 assists.
- Which makes Wabissa Bede's numbers even more impressive, with him sitting fifth nationally, as he is one of only four players nationally to own 100 or more assists and still have a greater average of 3.00.

Player	A	TO	G	A/TR
Javon Levi (UTRGV)	130	37	15	3.51
Wabissa Bede (VT)	133	38	21	3.50
Malachi Flynn (San Diego St.)	110	33	22	3.33
Darius Brown II (CSUN)	101	31	23	3.21

### SOMETHING CLICKED

- When Jalen Cone subbed in at the Carrier Dome on Jan. 7, he caught fire and hasn't slowed down since.
- Cone went on to score a career-high 19 points on 5-of-7 shooting, with two four-point plays.
- Before he went scoreless at Miami (Fla.), the 5-foot-10 guard averaged 13.7 points and shot 50.0 percent over those six games, way up from his season total of 8.1 points per game and 46.4 percent from the field. He scored in double figures in five of the six games.
- So what clicked? Cone said in his postgame interview on ACC Network at Syracuse that he stayed patient and his confidence grew with each shot after preparing for moments like that.

### DON'T MESS WITH 'EM

- Tech is one of just three teams in the ACC to boast three (or more) freshmen that have had a 20-point game, with Landers Nolley (8), Nahiem Alleyne (2) and Tyrece Radford (2).
- The other two schools are Duke (Vernon Carey w/ 9, Cassius Stanley w/ 3, Matthew Hurt w/3, Joey Baker w/ 1) and UNC (Cole Anthony w/ 4, Armando Bacot w/ 3, Brandon Robinson w/3).

### WEEKLY AWARDS AMONG BEST

- Landers Nolley has won the ACC Freshman of the Week award five times this season, which is the second most among high-major players.

Player	Conf.	Outright	Co
Kofi Cockburn (Illinois)	BIG	6	1
Landers Nolley (VT)	ACC	5	0
Justin Moore (Villanova)	BIG EAST	4	0
Isaiah Stewart (Wash.)	Pac-12	4	0

### DUO THAT CAN SCORE

- When redshirt freshmen Tyrece Radford and Landers Nolley each dropped 21 points on Wake Forest on Jan. 14, it marked the first time two Hokies had 20-point outings in the same game since Jan. 5, 2019.
- On that day, Kerry Blackshear Jr. (now with Florida) and Nickeil Alexander-Walker (now with the Pelicans) both had 20-plus versus Boston College.
- During that span, 37 games had passed before Radford and Nolley accomplished the feat.

### FIVE-SPOT

- The Hokies are the only high-major school (87 total) to boast three players that have had at least two games of making five or more 3s, with Jalen Cone, who had six triples in Tech's most recent game (UNC on Jan. 22), Nahiem Alleyne and Landers Nolley.

### 20 LIKE IT'S NOTHIN'

- Only 21 players in high-major conferences have racked up eight or more 20-point games this season, including Tech's Landers Nolley.
- Of the 21, three reside in the ACC with Landers Nolley having his most recent one versus UNC.

Player	20+ G	PPG	GP
Jordan Nwora (Louisville)	11	19.5	20
Vernon Carey Jr. (Duke)	9	17.4	21
Landers Nolley (Virginia Tech)	8	17.7	21
Elijah Hughes (Syracuse)	8	19.3	21

### EFFICIENT AS THEY GET

- If you throw minimums out the window (at least 20% of possessions used, eg.), redshirt freshman Tyrece Radford ranks No. 2 in the country in offensive efficiency rating with a 138.1 clip, according to KenPom. He is shooting a team-high 67.9 percent.

## STARTERS GAME-BY-GAME

Opponent	Date	Guard	Guard	Guard	Guard	Forward	First off the Bench
Clemson (W, 67-60)	Nov. 5	Wabissa Bede	Hunter Cattoor	Isaiah Wilkins	Landers Nolley II	P.J. Horne	Tyrece Radford
Coppin State (W, 74-42)	Nov. 8	Wabissa Bede	Nahiem Alleyne	Isaiah Wilkins	Landers Nolley II	P.J. Horne	4 players
USC Upstate (W, 80-57)	Nov. 13	Wabissa Bede	Nahiem Alleyne	Tyrece Radford	Landers Nolley II	P.J. Horne	2 players
Lehigh (W, 79-53)	Nov. 16	Wabissa Bede	Nahiem Alleyne	Tyrece Radford	Landers Nolley II	P.J. Horne	3 players
Delaware State (W, 100-64)	Nov. 20	Wabissa Bede	Nahiem Alleyne	Tyrece Radford	Landers Nolley II	P.J. Horne	Isaiah Wilkins
No. 3/3 Michigan St. (W, 71-66)	Nov. 25	Wabissa Bede	Nahiem Alleyne	Tyrece Radford	Landers Nolley II	P.J. Horne	2 players
Dayton (L, 89-62)	Nov. 26	Wabissa Bede	Nahiem Alleyne	Tyrece Radford	Landers Nolley II	P.J. Horne	2 players
BYU (L, 90-77)	Nov. 27	Wabissa Bede	Nahiem Alleyne	Tyrece Radford	Landers Nolley II	P.J. Horne	Hunter Cattoor
No. 10/8 Duke (L, 77-63)	Dec. 6	Wabissa Bede	Nahiem Alleyne	Tyrece Radford	Landers Nolley II	P.J. Horne	3 players
Chattanooga (W, 63-58)	Dec. 11	Wabissa Bede	Nahiem Alleyne	Tyrece Radford	Landers Nolley II	P.J. Horne	2 players
Gardner-Webb (W, 73-46)	Dec. 15	Wabissa Bede	Nahiem Alleyne	Tyrece Radford	Landers Nolley II	P.J. Horne	Hunter Cattoor
VMI (W, 64-55)	Dec. 21	Wabissa Bede	Nahiem Alleyne	Tyrece Radford	Landers Nolley II	P.J. Horne	Hunter Cattoor
UMES (W, 92-37)	Dec. 29	Wabissa Bede	Nahiem Alleyne	Tyrece Radford	Landers Nolley II	P.J. Horne	John Ojiako
No. 19/19 Virginia (L, 65-39)	Jan. 4	Wabissa Bede	Nahiem Alleyne	Tyrece Radford	Landers Nolley II	P.J. Horne	3 players
Syracuse (W, 67-63)	Jan. 7	Wabissa Bede	Nahiem Alleyne	Tyrece Radford	Landers Nolley II	P.J. Horne	Hunter Cattoor
NC State (W, 62-58)	Jan. 11	Wabissa Bede	Nahiem Alleyne	Tyrece Radford	Landers Nolley II	P.J. Horne	2 players
Wake Forest (W, 80-70)	Jan. 14	Wabissa Bede	Hunter Cattoor	Tyrece Radford	Landers Nolley II	P.J. Horne	2 players
Syracuse (L, 71-69)	Jan. 18	Wabissa Bede	Jalen Cone	Tyrece Radford	Landers Nolley II	P.J. Horne	Nahiem Alleyne
North Carolina (W, 79-77 2OT)	Jan. 22	Wabissa Bede	Jalen Cone	Tyrece Radford	Landers Nolley II	P.J. Horne	4 players
Boston College (L, 61-56)	Jan. 25	Wabissa Bede	Jalen Cone	Hunter Cattoor	Isaiah Wilkins	P.J. Horne	3 players
Miami (Fla.) (L, 71-61)	Jan. 28	Wabissa Bede	Nahiem Alleyne	Tyrece Radford	Landers Nolley II	P.J. Horne	2 players



### DIAPER DANDIES

- The ACC has arguably the best two scorers in the nation among the freshman class, with Duke and Tech being in the mix.
- The Hokies' Landers Nolley and the Blue Devils' Vernon Carey Jr. are in the top five.

Player	PPG	PTS	GP
Anthony Edwards (Georgia)	18.9	377	20
Isaiah Stewart (Washington)	17.8	392	22
Landers Nolley (VT)	17.7	371	21
Jordyn Adams (Austin Peay)	17.6	387	22
Vernon Carey Jr. (Duke)	17.4	348	20

### THE FIRST

- Since the Hokies joined in the ACC in 2004, Mike Young became the first Tech coach to win two of his first three road games.
- Young earned wins on the road at Clemson on Nov. 5 in the season opener and at Syracuse Jan. 7.

Coach	W	L
Mike Young (2019-20)	at CLEM, at 'Cuse	at UVA
Buzz Williams (2014-15)		at FSU, at UofL, at UNC
James Johnson (2012-13)	at Miami (Fla.)	at ND, at UVA
Seth Greenberg (2004-05)	at GT	at Duke, at FSU

### DON'T MAKE 'EM LIKE ME ANYMORE

- Landers Nolley is a rare breed when it comes to his stat line, as he is one of only four high-major players to average more than 17.5 points, 5.5 rebounds and 2.5 assists per game.
- He is one of 19 total players nationally with those averages as well.

Player	PTS	REB	AST
Mason Jones (Arkansas)	19.2	6.4	3.6
Tres Tinkle (Oregon State)	19.2	6.8	3.7
Timmy Allen (Utah)	18.7	7.7	2.6
Landers Nolley (Virginia Tech)	17.7	5.5	2.6

### ONE OF THE BEST IN 2019

- Tech coach Mike Young fielded one of the better records in the 2019 calendar year, sitting tied for second in Division I versus Division I games.
- Young racked up 20 wins at Wofford, getting 16 in conference play, three in the SoCon tourney and one in the NCAA Tournament, while 10 Ws at Tech.

Coach	Team(s)	R	WP
Mark Few	Gonzaga	33-3	.917
Mike Young	Virginia Tech/Wofford	30-4	.882
Ritchie McKay	Liberty	30-4	.882
Tony Bennett	Virginia	33-5	.868
Mike Krzyzewski	Duke	32-6	.842

### HOME SWEET HOME

- Wrapping up nonconference play with a win over Maryland Eastern Shore, the Hokies extended their home nonconference winning streak to 32 games, which is a school record.
- Tech is in elite company among high-major schools, sitting with the third-best win streak.

Team	Conference	Streak
Butler	BIG EAST	58
Florida State	ACC	37
Virginia Tech	ACC	32
Auburn	SEC	28

### VERY FEW MISCUES

- Over the last 10 seasons in Division I, there have been 80 games when a team commits two or less turnovers, including Tech's most recent game against Maryland Eastern Shore. It's only happened four times this season.
- Tech played 35 minutes of turnover-free basketball before it coughed up its first miscue, as it was on pace to be just the second team in the last decade to complete a game with zero TOs (Wisconsin, 2015 vs. Iowa).

## TEAM GAME-BY-GAME

Opponent	Date	Score		FG-FGA	PCT	3FG-FGA	PCT	FT-FTA	PCT	OFF	DEF	TOT	AVG	PF	A	T/O	BLK	STL	PTS	AVG
at Clemson	11/05/19	67-60	W	22-57	.386	9-27	.333	14-20	.700	9	35	44	44.0	15	11	13	1	4	67	67.0
Coppin St.	11/08/19	74-42	W	27-61	.443	11-33	.333	9-12	.750	5	44	49	46.5	13	17	15	5	7	74	70.5
USC Upstate	11/13/19	80-57	W	31-58	.534	13-27	.481	5-7	.714	6	25	31	41.3	11	19	8	6	6	80	73.7
Lehigh	11/16/19	79-53	W	31-65	.477	14-37	.378	3-4	.750	12	24	36	40.0	8	19	10	4	8	79	75.0
Delaware St.	11/20/19	100-64	W	35-62	.565	21-37	.568	9-14	.643	9	32	41	40.2	13	29	11	3	4	100	80.0
vs Michigan St.	11/25/19	71-66	W	23-52	.442	10-21	.476	15-22	.682	8	19	27	38.0	16	16	9	6	8	71	78.5
vs Dayton	11/26/19	62-89	L	22-51	.431	8-21	.381	10-18	.556	4	17	21	35.6	19	13	10	3	7	62	76.1
vs BYU	11/27/19	77-90	L	31-58	.534	11-22	.500	4-7	.571	4	24	28	34.6	13	14	8	2	1	77	76.3
Duke	12/06/19	63-77	L	27-56	.482	5-20	.250	4-6	.667	7	24	31	34.2	6	12	14	2	2	63	74.8
Chattanooga	12/11/19	63-58	W	23-59	.390	6-21	.286	11-14	.786	13	23	36	34.4	10	12	7	2	5	63	73.6
Gardner-Webb	12/15/19	73-46	W	25-57	.439	13-32	.406	10-15	.667	6	36	42	35.1	14	15	9	0	7	73	73.5
VMI	12/21/19	64-55	W	21-61	.344	7-26	.269	15-24	.625	13	22	35	35.1	8	14	7	3	9	64	72.8
UMES	12/29/19	92-37	W	32-72	.444	12-31	.387	16-19	.842	19	34	53	36.5	9	20	2	4	7	92	74.2
at Virginia	01/04/20	39-65	L	13-48	.271	4-25	.160	9-11	.818	5	20	25	35.6	12	6	13	0	7	39	71.7
at Syracuse	01/07/20	67-63	W	21-50	.420	10-36	.278	15-21	.714	8	25	33	35.5	18	20	11	0	6	67	71.4
NC State	01/11/20	72-58	W	22-59	.373	9-22	.409	19-21	.905	7	34	41	35.8	14	13	8	3	6	72	71.4
at Wake Forest	01/14/20	80-70	W	27-55	.491	9-25	.360	17-29	.586	5	27	32	35.6	24	13	9	4	11	80	71.9
Syracuse	01/18/20	69-71	L	25-59	.424	15-37	.405	4-8	.500	7	26	33	35.4	14	22	7	1	1	69	71.8
North Carolina	01/22/20	79-77	Wot	24-65	.369	14-37	.378	17-21	.810	8	31	39	35.6	17	16	9	3	4	79	72.2
at Boston College	01/25/20	56-61	L	22-55	.400	7-21	.333	5-10	.500	8	26	34	35.6	19	11	14	2	8	56	71.4
at Miami (FL)	01/28/20	61-71	L	24-59	.407	8-22	.364	5-9	.556	7	24	31	35.3	19	14	12	5	11	61	70.9
<b>Total</b>		<b>1488</b>		<b>528-1219</b>	<b>.433</b>	<b>216-580</b>	<b>.372</b>	<b>216-312</b>	<b>.692</b>	<b>170</b>	<b>572</b>	<b>742</b>	<b>35.3</b>	<b>292</b>	<b>326</b>	<b>206</b>	<b>59</b>	<b>129</b>	<b>1488</b>	<b>70.9</b>
Opponents		1330		494-1213	.407	164-529	.310	178-271	.657	181	571	752	35.8	310	263	260	56	87	1330	63.3

### Team Averages

Games Played	Points/game	FG Pct	3FG Pct	FT Pct	Rebounds/game	Assists/game	Turnovers/game	Assist/Turnover ratio	Steals/game	Blocks/game
21	70.9	43.3	37.2	69.2	35.3	15.5	9.8	1.6	6.1	2.8



### BENCH MAKING STRIDES

- After Tech's bench was essentially non-existent versus Chattanooga on Dec. 11 (season-low five points), it woke up and ripped off three straight games of scoring 30 or more points on Dec. 15, 21 and 29.
- During that stretch, the Hokies' reserves averaged 40.3 points per game after scoring a combined 121 points, including tying a season-high 49 vs. UMEs.
- Tech's bench is made up of four players, with three of the four being freshmen.
- In ACC play, the Hokies' bench is averaging 18.9 points per game, with an ACC-high of 32 points at Boston College on Jan. 25.

### SHARING IS CARING

- When the Hokies assisted on 20 of 21 made field goals in their win at Syracuse on Jan. 7, it marked the second-highest assist percentage (95.2%) in a DI game this season.

### FRESHMEN LEADING THE CHARGE

- Tech has had its freshmen carry the load this year, with the Hokies ranking fourth nationally in highest percentage of minutes played by freshmen (62.8%) and second among high-majors (No. 20/20 Memphis).
- The Hokies also rank second nationally in percentage of points scored by freshmen (74.4%), which is first among high-major conference teams.

### FRESHIES BEYOND THE ARC

- There is only one school that has four freshmen that have made at least 25 3-pointers this season.
- The Hokies are the lone program, with Elon (CAA) and Merrimack (NEC) being the only two teams that have three freshmen with 30 triples or more.

Player	Team	Year	3s
Landers Nolley	Virginia Tech	r-Fr.	55
Jalen Cone	Virginia Tech	Fr.	42
Nahiem Alleyne	Virginia Tech	Fr.	35
Hunter Cattoor	Virginia Tech	Fr.	31

### ANOTHER ONE

- Landers Nolley earned his fifth ACC Freshman of the Week on Jan. 13, which is the most by a Tech freshman since the school joined the league in '04.
- He averaged 21 points, six rebounds and 2.5 assists per game two weeks ago vs. 'Cuse and NC State.
- It hasn't been that long since an ACC freshman has won the award five times, with Duke's Zion Williamson and North Carolina's Coby White each winning it five times last year.
- The record for most times winning it is 10, with North Carolina's Tyler Hansbrough (2005-06), Georgia Tech's Kenny Anderson (1989-90) and Duke's Jabari Parker (2013-14) all being tied with 10.

### GET IT GOING FROM DOWNTOWN

- Tech is one of the better shooting teams from beyond the arc in the country and a big reason why is because multiple guys that can stroke it.
- Tech ranks eighth nationally in 3-point field goals made per game with 10.3 and is one of only four schools in a high-major conference to average 10 or more makes a game.

Team	3FG	3PG	G
Alabama	207	10.4	20
Virginia Tech	216	10.3	21
Marquette	215	10.2	21
Notre Dame	201	10.1	20

### CHECKING IN ON NET

- The NET rankings came out on Monday, Dec. 16 and the Hokies were at No. 62. Tech is 2-4 against quadrant I teams this year and went 4-9 last year.
- Tech's best win of the season came against then-No. 3/3 Michigan State, which ranks seventh in NET.
- As of Friday, Jan. 31, Tech sits at No. 53.
- Last season, the Hokies, after making a run to the Sweet 16, finished in the final NET rankings at 12.
- Ironically, Wofford, which was coached by Mike Young, came in two spots below at No. 14.

## OPPONENT GAME-BY-GAME

Opponent	Date	Score		Total		3-Pointers		Free throws		Rebounds				Other Stats						
				FG-FGA	PCT	3FG-FGA	PCT	FT-FTA	PCT	OFF	DEF	TOT	AVG	PF	A	TO	BLK	STL	PTS	AVG
at Clemson	11/05/2019	67-60	W	22-64	.344	7-29	.241	9-15	.600	8	28	36	36.0	16	9	8	2	4	60	60.0
Coppin St.	11/08/2019	74-42	W	14-71	.197	6-39	.154	8-11	.727	15	30	45	40.5	14	6	16	1	8	42	51.0
USC Upstate	11/13/2019	80-57	W	20-53	.377	3-25	.120	14-18	.778	10	23	33	38.0	10	8	13	2	3	57	53.0
Lehigh	11/16/2019	79-53	W	21-53	.396	7-22	.318	4-5	.800	8	20	28	35.5	9	14	19	1	5	53	53.0
Delaware St.	11/20/2019	100-64	W	26-62	.419	9-27	.333	3-7	.429	7	19	26	33.6	12	15	12	1	5	64	55.2
vs Michigan St.	11/25/2019	71-66	W	24-59	.407	8-23	.348	10-14	.714	17	26	43	35.2	20	13	16	2	3	66	57.0
vs Dayton	11/26/2019	62-89	L	35-55	.636	11-24	.458	8-14	.571	8	30	38	35.6	21	22	14	1	2	89	61.6
vs BYU	11/27/2019	77-90	L	32-59	.542	17-34	.500	9-11	.818	4	25	29	34.8	16	22	6	2	3	90	65.1
Duke	12/06/2019	63-77	L	30-63	.476	7-26	.269	10-10	1.000	8	24	32	34.4	11	14	7	4	8	77	66.4
Chattanooga	12/11/2019	63-58	W	22-53	.415	9-27	.333	5-10	.500	9	24	33	34.3	14	12	10	2	1	58	65.6
Gardner-Webb	12/15/2019	73-46	W	16-55	.291	7-28	.250	7-16	.438	7	27	34	34.3	12	12	11	4	3	46	63.8
VMI	12/21/2019	64-55	W	21-51	.412	13-30	.433	0-0	.000	8	31	39	34.7	19	13	23	4	4	55	63.1
UMES	12/29/2019	92-37	W	14-59	.237	7-26	.269	2-5	.400	12	22	34	34.6	13	10	14	7	1	37	61.1
at Virginia	01/04/2020	39-65	L	25-54	.463	7-21	.333	8-10	.800	6	32	38	34.9	11	14	11	2	6	65	61.4
at Syracuse	01/07/2020	67-63	W	23-53	.434	6-17	.353	11-17	.647	9	25	34	34.8	17	6	9	1	6	63	61.5
NC State	01/11/2020	72-58	W	22-69	.319	6-30	.200	8-12	.667	13	30	43	35.3	16	15	9	5	4	58	61.3
at Wake Forest	01/14/2020	80-70	W	23-55	.418	7-20	.350	17-23	.739	8	29	37	35.4	27	10	18	3	1	70	61.8
Syracuse	01/18/2020	69-71	L	29-60	.483	6-24	.250	7-10	.700	5	30	35	35.4	14	10	4	2	6	71	62.3
North Carolina	01/22/2020	79-77	Wot2	28-64	.438	7-22	.318	14-20	.700	6	37	43	35.8	15	17	13	2	1	77	63.1
at Boston College	01/25/2020	56-61	L	21-48	.438	8-20	.400	11-27	.407	7	29	36	35.8	11	11	11	4	8	61	63.0
at Miami (FL)	01/28/2020	61-71	L	26-53	.491	6-15	.400	13-16	.813	6	30	36	35.8	12	10	16	4	5	71	63.3
<b>Total</b>		<b>1330</b>		<b>494-1213</b>	<b>.407</b>	<b>164-529</b>	<b>.310</b>	<b>178-271</b>	<b>.657</b>	<b>181</b>	<b>571</b>	<b>752</b>	<b>35.8</b>	<b>310</b>	<b>263</b>	<b>260</b>	<b>56</b>	<b>87</b>	<b>1330</b>	<b>63.3</b>
Virginia Tech		1488		528-1219	.433	216-580	.372	216-312	.692	170	572	742	35.3	292	326	206	59	129	1488	70.9

### Opponents Averages

Games Played	Points/game	FG Pct	3FG Pct	FT Pct	Rebounds/game	Assists/game	Turnovers/game	Assist/Turnover ratio	Steals/game	Blocks/game
21	63.3	40.7	31.0	65.7	35.8	12.5	12.4	1.0	4.1	2.7





### RECAPPIN' THE MSU WIN

- The win over then-No. 3/3 Michigan State in Maui marked coach Mike Young's first ranked win at Tech, his first win over coach Tom Izzo and the Hokies' first-ever victory over Michigan State.
- It was Tech's second straight win over a ranked Big Ten team, ironically, following its win over then-No. 23/22 Purdue last season at the Charleston Classic in the title game.
- Marked Tech's second straight game of coming up with a win against the AP's No. 3 team, which it hadn't done since 1962 (Kentucky) and '64 (Vandy).
- First win over a top-10 team during a non-conference game since Dec. 3, 1983 vs. No. 7 NC State and its first over a top-five team since Dec. 12, 1964 vs. No. 3 Vanderbilt.

### ACC REPPIN' WELL

- When the Hokies took down then-No. 3/3 Michigan State in Maui, they joined two other ACC teams that have taken down a top-10 foe, joining then-No. 4/4 Duke over then-No. 3/3 Kansas and then-[RV/RV] Florida State over then-No. 6/6 Florida.
- However, Tech was the only team of the three to not be in either (AP, Coaches) Top 25 poll or receiving votes, thus the biggest upset.

Team	Opponent	Score	Location
Virginia Tech	#3/3 MSU	71-66	Maui
#4/4 Duke	#3/3 Kansas	68-66	New York
[RV/RV] FSU	#6/6 Florida	63-51	Gainesville

### JUST HOLD ON

- When the Hokies went up double digits against then-No. 10/8 Duke, they let it slip away, which is something they haven't done in quite some time.
- The last time Tech blew a double-digit lead in a loss was on March 5, 2019 at Florida State. It held a 14-point lead, which was two more points than it owned versus the Blue Devils (12).
- Tech let it happen a second time in 2019-20, with Boston College coming back down 10 on Jan. 25 in Chestnut Hill.

### RAINING 3s

- To say the Hokies have been pretty good from downtown might be an understatement.
- On Nov. 20, they broke two records with their 21 triples against Delaware State in Blacksburg.
- The school record, which stood at 18 against Central Connecticut State on Dec. 1, 2018, fell, while the ACC record of 20 set by Florida State against Maine on Dec. 8, 2007, was broken too.
- And, to top it off, Tech did its feat of 21 with a longer way to go, with the new 3-point line distance put into play this season.

Team	3FG	ATT	%	3 Line
Virginia Tech (2019-20)	21	37	56.8	22'1¼"
Florida State (2007-08)	20	35	57.1	19'9"
Virginia Tech (2018-19)	18	33	54.5	20'9"

### CARRY THE LOAD

- When Tech had three players (Jalen Cone, Nahiem Alleyne, Isaiah Wilkins) hit five 3-pointers against Delaware State, it marked the first time that three players have hit at least four 3s in a game since Nov. 17, 2017, when Tech beat Washington 103-79 in Madison Square Garden.
- It also was the first time in at least a decade Tech had three players with five triples to their name.
- It marked the first time a high-major has had three players with five or more 3s in a game since March 4, 2019, when Virginia had Kyle Guy (8), De'Andre Hunter (5) and Ty Jerome (5) accomplished the feat against Syracuse in the Dome.

### CAN THEY OVERCOME IT?

- Tech lacks two things that can be pretty important in basketball - a lack of experience and height.
- The Hokies rank near the bottom out of the 353 teams in Division I for those two categories, sitting with shortest roster out of the high-majors (333rd overall) and the second-youngest out of the high-majors (Utah) and No. 349 overall, according to KenPom.
- Be on the lookout for how Tech responds with composure in key situations and winning the boards and paint.

### ON COVER OF LETHAL WEAPON

- With the Hokies starting 5-0 in back-to-back seasons, it marked the first time Tech has done that since the falls of 1981 and 1982.
- The starts for those teams were 9-0 ('81) and 7-0 ('82), while Tech began last season 5-0 before falling at Penn State in the ACC/B1G Challenge.
- Tech started this season 6-0 before losing to Dayton in the semifinals of the Maui invite.

### 554 AND COUNTING

- Tech has hit a 3-pointer in 554 straight games.
- Since the 3-point arc was added for the 1986-87 season, the Hokies have hit at least one 3 in all but three games.
- The last time Tech didn't record a 3-pointer in a game was at Providence on Feb. 1, 2003.

### EIGHT-HUNDID

- In November when the Hokies took down USC Upstate, it marked the 800th men's basketball contest in Cassell Coliseum.

### DECADE PLUS

- It's been at least over a decade since the last time two Tech freshmen scored in double figures in the Hokies' first two games of the season.
- The two freshmen were Nahiem Alleyne, who had 11 points at Clemson (11/5) and 18 versus Coppin State (11/8), and Landers Nolley, who tallied 30 points at Clemson and 11 vs. Coppin State.

### LET'S KEEP IT GOING

- Tech hasn't lost a home nonconference game since Dec. 30, 2015 against West Virginia (88-63), owning a 32-game streak.
- The previous best was 23, which was set twice from 1980-84 and 2005-09. The current streak began on Nov. 11, 2016, against Maine.

## NBA & G-LEAGUE

### NOT TOO SHABBY

- Nickeil Alexander-Walker has left his mark on Virginia Tech and has made a name for himself at the next level with the New Orleans Pelicans.
- A first-round draft pick this past summer, the Toronto native has played in 38 games for the Pels this NBA season.
- Now as a role player getting roughly 15 minutes off the bench, Alexander-Walker is finding his groove. He scored a career-high 27 points against the Miami Heat on Saturday, Nov. 16. He followed it up the next game on Sunday, Nov. 17 with 19 points, five rebounds and four assists versus the Warriors.
- The guard had a big summer with the team, starring on its NBA Summer League squad with having numerous 20-point performances in Las Vegas.



Season	G	P	R	A	B	S	FG%	M
2019-20	38	5.6	2.0	1.9	0.2	0.3	34.7	12.8

### HANGIN' IN

- It's been a little bit of a whirlwind for Tech alums Justin Robinson and Ahmed Hill, with both each going up and down and all around on their quest to solidifying a roster spot in the NBA.
- Robinson, who signed as an undrafted free agent after the NBA Draft concluded with the Washington Wizards, was waived on Jan. 4.
- Hill signed with the Hornets this summer on a two-way deal, but was released in early November. However, he has landed nicely on his feet, with now playing on the NAZ Suns, the G-League affiliate of the Phoenix Suns. On Wednesday, Dec. 4, he had a career-high 27 points (9-18 FG, 4-9 3PT, 3-3 FT) with 5 boards.
- Justin Bibbs, who plays for the Boston Celtics' affiliate (Maine Red Claws), hit a game-winner on Jan. 19, finishing with 15 points and six assists.



### MAKE IT RAIN

- Tech was coming off quite the three-game stretch, racking up 47 3s before it went to Maui, with a multitude of players that made 3s.
- Tech had six guys hit a 3 against Coppin State (11/8) and USC Upstate (11/13), marking the first time that has happened in consecutive games since December 2018 versus Central Connecticut State (1st) and VMI (5th).
- Since 2010, the Hokies have had 27 games in which they have had at least six players make a 3. In those games, they are 24-3.
- The most they've had hit a 3 is eight players in a game, which has happened just once since 2010 (Houston Baptist on Nov. 21, 2017).

### SHARING THE ROCK

- According to KenPom, a Virginia Tech alum by the way, Wabissa Bede is one of the best in the nation in assist rate (assists divided by FGs made by player's teammates while he is on the court.)
- He ranks 18th nationally and eighth among high-majors with a 38.1 assist rate.

### SO, WHY ARE THEY PLAYING WELL?

- If you look at how the Hokies have played in the Mike Young era, two things stick out - solid shot selection and very few turnovers.
- According to KenPom, Tech has the 63rd-best effective field-goal percentage (52.2) and a turnover percentage of 14.6, good for third nationally.
- Tech gets a good amount of its points from the 3-point line, sitting No. 3 for averaging 43.5 percent of its points distribution from 3-land.

### IT'S BEEN A MINUTE

- The last time the Hokies started the season with a conference game was on Nov. 30, 1963 versus Richmond, a 77-53 win, spanning 56 years and making Tech 2-0 its last two instances.
- With Landers Nolley's 30 points against Clemson, it marked the most points scored by a Tech freshman since 2013 (Jalen Hudson, 32 vs. Wake).

### HOME IS WHERE THE HEART IS

- Mike Young grew up in Radford, Virginia, which is approximately 20 minutes away from Blacksburg, the home of the Hokies.
- Ironically enough, one of Young's first-ever college basketball game as a kid was a Virginia Tech game inside Cassell Coliseum, a place where Young now calls his home.

## GAME-BY-GAME HIGHS

Opponent	Date	Points	Rebounds	Assists	Steals	Blocks
Clemson (W, 67-60)	Nov. 5	30 - Landers Nolley II	8 - Wabissa Bede	6 - Wabissa Bede	2 - Landers Nolley II	1 - Wabissa Bede
Coppin State (W, 74-42)	Nov. 8	18 - Nahiem Alleyne	9 - Wabissa Bede	10 - Wabissa Bede	2 - Wabissa Bede	2 - Tyrece Radford
USC Upstate (W, 80-57)	Nov. 13	23 - Landers Nolley II	6 - Landers Nolley II	8 - Wabissa Bede	2 - (2 players)	2 - John Ojiako
Lehigh (W, 79-53)	Nov. 16	27 - Landers Nolley II	11 - Tyrece Radford	6 - Wabissa Bede	3 - Wabissa Bede	1 - (4 players)
Delaware State (W, 100-64)	Nov. 20	20 - Nahiem Alleyne	8 - Tyrece Radford	10 - Wabissa Bede	1 - (4 players)	2 - Nahiem Alleyne
No. 3/3 Michigan St. (W, 71-66)	Nov. 25	22 - Landers Nolley II	7 - P.J. Horne	5 - (2 players)	3 - Landers Nolley II	2 - Landers Nolley II
Dayton (L, 89-62)	Nov. 26	15 - Landers Nolley II	6 - Landers Nolley II	6 - Wabissa Bede	3 - Wabissa Bede	2 - P.J. Horne
BYU (L, 90-77)	Nov. 27	22 - Landers Nolley II	7 - Landers Nolley II	7 - Wabissa Bede	1 - Landers Nolley II	1 - (2 players)
No. 10/8 Duke (L, 77-63)	Dec. 6	15 - P.J. Horne	8 - Landers Nolley II	5 - Wabissa Bede	1 - (2 players)	2 - P.J. Horne
Chattanooga (W, 63-58)	Dec. 11	22 - Nahiem Alleyne	8 - Wabissa Bede	7 - Wabissa Bede	2 - (2 players)	1 - (2 players)
Gardner-Webb (W, 73-46)	Dec. 15	18 - Landers Nolley II	10 - Tyrece Radford	5 - Wabissa Bede	3 - Hunter Cattoor	None
VMI (W, 64-55)	Dec. 21	14 - Hunter Cattoor	10 - Tyrece Radford	4 - Tyrece Radford	2 - (3 players)	2 - John Ojiako
UMES (W, 92-37)	Dec. 29	18 - Landers Nolley II	10 - Landers Nolley II	6 - Wabissa Bede	2 - Tyrece Radford	3 - John Ojiako
No. 19/19 Virginia (L, 65-39)	Jan. 4	18 Landers Nolley II	5 - (2 players)	2 - (2 players)	2 - (3 players)	None
Syracuse (W, 67-63)	Jan. 7	19 - Jalen Cone	9 - Tyrece Radford	8 - Wabissa Bede	2 - Wabissa Bede	None
NC State (W, 72-58)	Jan. 11	29 - Landers Nolley II	9 - Tyrece Radford	7 - Wabissa Bede	2 - Wabissa Bede	2 - Tyrece Radford
Wake Forest (W, 80-70)	Jan. 14	21 - 2 players	13 - Tyrece Radford	9 - Wabissa Bede	4 - Tyrece Radford	2 - 2 players
Syracuse (L, 71-69)	Jan. 18	17 - Jalen Cone	6 - 2 players	7 - Landers Nolley II	1 - P.J. Horne	1 - Landers Nolley II
North Carolina (W, 79-77, 2OT)	Jan. 22	22 - Landers Nolley II	7 - 2 players	8 - Wabissa Bede	2 - Wabissa Bede	1 - 3 players
Boston College (L, 61-56)	Jan. 25	15 - Landers Nolley II	9 - Tyrece Radford	5 - Wabissa Bede	4 - Wabissa Bede	1 - 2 players
Miami (Fla.) (L, 71-61)	Jan. 28	24 - Tyrece Radford	8 - Tyrece Radford	8 - Wabissa Bede	3 - Tyrece Radford	2 - 2 players

## SPECIALITY STATS

Opponent	Date	2nd Chance Points	Points in the Paint	Fastbreak Points	Points off TOs	Bench Points
Clemson (W, 67-60)	Nov. 5	10	16	11	3	18
Coppin State (W, 74-42)	Nov. 8	7	22	9	18	26
USC Upstate (W, 80-57)	Nov. 13	4	26	5	18	26
Lehigh (W, 79-53)	Nov. 16	10	26	8	<b>26</b>	21
Delaware State (W, 100-64)	Nov. 20	15	22	15	16	<b>49</b>
No. 3/3 Michigan St. (W, 71-66)	Nov. 25	6	22	9	20	16
Dayton (L, 89-62)	Nov. 26	0	24	5	11	19
BYU (L, 90-77)	Nov. 27	4	30	2	11	10
No. 10/8 Duke (L, 77-63)	Dec. 6	6	<b>40</b>	3	11	11
Chattanooga (W, 63-58)	Dec. 11	18	26	7	7	5
Gardner-Webb (W, 73-46)	Dec. 15	8	16	11	12	34
VMI (W, 64-55)	Dec. 21	14	22	11	<b>26</b>	38
UMES (W, 92-37)	Dec. 29	<b>20</b>	30	<b>22</b>	19	<b>49</b>
No. 19/19 Virginia (L, 65-39)	Jan. 4	2	16	5	5	7
Syracuse (W, 67-63)	Jan. 7	5	14	14	7	27
NC State (W, 72-58)	Jan. 11	4	22	15	10	15
Wake Forest (W, 80-70)	Jan. 14	7	30	19	19	25
Syracuse (L, 71-69)	Jan. 18	6	12	0	3	22
North Carolina (W, 79-77 2 OT)	Jan. 22	10	20	9	4	23
Boston College (L, 61-56)	Jan. 25	9	22	5	13	32
Miami (Fla.) (L, 71-61)	Jan. 28	11	24	4	19	9



**2019-20 SUPERLATIVES**

**DOUBLE FIGURES SCORING**

Landers Nolley	19
Nahiem Alleyne	10
Jalen Cone	8
Tyrece Radford	7
Hunter Cattoor	6
P.J. Horne	5
Wabissa Bede	3
Isaiah Wilkins	3
John Ojiako	1

**20-POINT GAMES**

Landers Nolley	8
Nahiem Alleyne	2
Tyrece Radford	2

**SCORING LEADER**

Landers Nolley	13
Nahiem Alleyne	4
P.J. Horne	1
Hunter Cattoor	1
Jalen Cone	1
Tyrece Radford	1

**REBOUNDING LEADER**

Tyrece Radford	9
Landers Nolley	9
Wabissa Bede	3
P.J. Horne	2
Jalen Cone	1

**ASSIST LEADER**

Wabissa Bede	19
Landers Nolley	3
Tyrece Radford	1

**BLOCK LEADER**

P.J. Horne	7
John Ojiako	4
Landers Nolley	4
Nahiem Alleyne	3
Tyrece Radford	3
Wabissa Bede	3
Isaiah Wilkins	1
Branden Johnson	1
Hunter Cattoor	1
Jalen Cone	1

**STEAL LEADER**

Wabissa Bede	9
Tyrece Radford	7
Landers Nolley	3
Hunter Cattoor	3
P.J. Horne	3
Nahiem Alleyne	2
Isaiah Wilkins	2
John Ojiako	1
Jalen Cone	1

**30-PLUS MINUTES**

Landers Nolley	14
Wabissa Bede	11
P.J. Horne	10
Nahiem Alleyne	7
Tyrece Radford	3
Hunter Cattoor	2
Jalen Cone	2

**THE FEW, THE PROUD**

- A little over mid-way through January, there are 116 instances that a player has scored 30 or more points in a Division I game on the road.
- Of the 116, only seven players have done it in a high-major road conference game, including Tech's Landers Nolley back in the season opener.

Player	Opponent	Score
Luke Garza (Iowa)	Michigan	44
Markus Howard (Marquette)	Georgetown	42
David Duke (Providence)	Creighton	36
Trevion Williams (Purdue)	Michigan	36
Isaiah Joe (Arkansas)	Ole Miss	34
Elijah Hughes (Syracuse)	Georgia Tech	33
Landers Nolley (Virginia Tech)	Clemson	30

**HE'S MORE THAN A POINT GUARD**

- Junior Wabissa Bede, who has only scored in double figures six times in his career out of 76 games, has gotten it done in other ways so far.
- Known as a stocky guy, weighing 200 pounds and being called a fire hydrant by Jay Bilas, Bede has been a force on the boards so far, as well as playing the distributor role, a role he played sparingly the last two years with the all-time assists leader, Justin Robinson, running the point.
- In his game against Coppin State, Bede almost did something that hasn't happened in three years, a double-double with just rebounds and assists, collecting 10 assists and nine rebounds. (Chris Clarke on Dec. 17, 2016, triple-double).
- And speaking of Robinson, the last time a player had 10 assists after Bede's night versus Coppin State was when Robinson tallied the single-game school record with 13 versus Central Connecticut State on Dec. 1, 2018. Bede dished out 10 again a few weeks later vs. Delaware State on Nov. 20.

**ELITE COMPANY**

- After scoring a little under half of the Hokies' points against Clemson, Landers Nolley found himself in elite company among league peers.
- The small forward scored the fourth-most points by an ACC freshman in a debut, joining preseason ACC Freshman of the Year Cole Anthony of North Carolina this week with each totaling at least 30.

Player	Opponent	Date	PTS
Cole Anthony (UNC)	Notre Dame	Nov. 6, 2019	34
RJ Barrett (Duke)	Kentucky	Nov. 6, 2018	33
J.J. Hickson (NC State)	William & Mary	Nov. 15, 2007	31
Landers Nolley (VT)	Clemson	Nov. 5, 2019	30
Ishua Benjamin (NC State)	Prairie View	Nov. 26, 1994	29
Ivan Wagner (NC State)	VMI	Nov. 25, 1995	29
Zion Williamson (Duke)	Kentucky	Nov. 6, 2018	28
Sylvan Landesberg (UVA)	VMI	Nov. 16, 2008	28
Rashad McCants (UNC)	Penn State	Nov. 18, 2002	28

**DYNAMIC TRIO**

- Against Coppin State, the Hokies had three freshmen in double figures, marking the first time since Feb. 25, 2015, when they took on Duke.
- The three versus the Eagles were Nahiem Alleyne (18 points), Landers Nolley (11) and Tyrece Radford (10).
- The trio against Duke was Jalen Hudson (23 points), Ahmed Hill (10) and Justin Bibbs (10).

**YOUNG & PRETTY GOOD**

- Tech has had the luxury of having some solid first-year players since freshmen became eligible to play in 1974, and has no shortage this year.
- Landers Nolley's 30 points were tied for the third most by a freshman, trailing Jalen Hudson and Larry Cooke's 32 points. He followed it up with a 29-point performance against NC State, which is tied for the fifth most.

Player	Opponent	Date	Points
Larry Cooke	EKU	Feb. 3, 1975	32
Jalen Hudson	Wake Forest	March 10, 2013	32
Landers Nolley	Clemson	Nov. 5, 2019	30
Russell Davis	Vermont	Dec. 31, 1974	30
Landers Nolley	NC State	Jan. 11, 2020	29
Nickeil Alexander-Walker	The Citadel	Nov. 12, 2017	29

**TIME TO STEP UP**

- With the Hokies losing three players now playing in the NBA or G-League and the SEC Preseason Player of the Year, Tech returns just one starter from a year ago in guard Wabissa Bede.
- That means four role players or newcomers will have to step up and contribute big minutes right away for Mike Young.

**FEW AND FAR BETWEEN**

- Tech returns only 13.3 points per game from its team last year that average 73.5, which is made up of four letterwinners.
- That accounts for the Hokies bringing back just 18.1 percent of its scoring total, making them one of only six schools in the nation to return less than 20 percent of its scoring.

School	Points p/g	% of Scoring
Nebraska	2.9 PPG	1.9%
Tulane	10.8 PPG	12.2%
South Dakota St.	15.8 PPG	16.9%
Virginia Tech	13.3 PPG	18.1%
Washington	13.9 PPG	19.8%
UCF	14.5 PPG	20.0%

**THE BIG THREE-HUNDO**

- When Mike Young and Co. took down the Tigers in Clemson, he became just one of 71 active coaches in Division I to have 300 or more wins.
- Since the season opener, seven coaches have joined the club in Richmond's Chris Mooney, Liberty's Ritchie McKay, Albany's Will Brown, St. Bonaventure's Mark Schmidt, Northwestern St.'s Mike McConathy, Iona's Tim Cluess and VCU's Mike Rhoades.

Coach	Record	Schools
68. James Jones (Yale)	324-277 (.539)	1
69. Tod Kowalczyk (Toledo)	314-251 (.556)	2
70. Jim Christian (Boston College)	314-265 (.542)	4
71. Mike Young (Virginia Tech)	313-251 (.555)	2

- Of the 77 active head coaches, Young is one of only 28 to win at least 300 games at just two schools or less during a coaching tenure.

Coach	Record	Schools
22. Fran O'Hanlon (Lafayette)	336-402 (.455)	1
23. James Jones (Yale)	324-277 (.539)	1
24. Tod Kowalczyk (Toledo)	314-251 (.556)	2
25. Mike Young (Virginia Tech)	313-251 (.555)	2



**PROGRAM HISTORY**

First Year	1908
All-Time Record	1,480-1,225 (.547)
Conference Record	457-631 (.420)
Televised Games	243-223 (.522)
Overtime Games	69-51 (.575)
VT Ranked	86-42 (.672)
NCAA Tournaments	9 (most recent 2018-19)
NIT Appearances	13 (most recent 2015-16)
Most wins	26 (2018-19)
Highest AP Ranking	No. 8 (1995)

**CASELL COLISEUM**

Capacity	9,275
Seasons in Use	59th season
Tech Record	612-198 (.756)
ACC Record	74-57 (.565)
vs. Nonconference	421-71 (.856)
vs. Ranked Teams	24-53 (.312)

**2019-20 RECRUITING CLASS**

- Coach Mike Young signed his first recruiting class in Blacksburg and it sure was a goodie, getting two ESPN top 100 players.
- The class, made up of two consensus four-star guards, ranks No. 35 in the country according to 247 Sports and No. 33 on Rivals.
- Darius Maddox (top) preps at Oak Hill Academy, a place heq will have a one-year stint at after scoring over 350 points at St. John's High School and leading them to a 27-12 record and top-10 ranking in the state.
- Joe Bamisile (bottom) plays at Monacan High School, where he averaged 28 points, seven rebounds and two assists last year, earning VHSL All-state honors and the Region 4B Co-Player of the Year.
- Maddox ranks No. 93 and Bamisile sits at No. 64 on ESPN's recruiting site.



**PLAYER HIGHS & LOWS**

**Virginia Tech - INDIVIDUAL GAME HIGHS**

<b>POINTS</b>	30	Landers Nolley II - at Clemson (11/05/19)
	29	Landers Nolley II - NC State (01/11/20)
	27	Landers Nolley II - Lehigh (11/16/19)
	24	Tyrece Radford - at Miami (FL) (01/28/20)
	23	Landers Nolley II - USC Upstate (11/13/19)
<b>FIELD GOALS MADE</b>	12	Landers Nolley II - at Clemson (11/05/19)
	10	Tyrece Radford - at Miami (FL) (01/28/20)
	10	Landers Nolley II - Lehigh (11/16/19)
<b>FIELD GOAL ATTEMPTS</b>	23	Landers Nolley II - at Clemson (11/05/19)
	20	Landers Nolley II - Chattanooga (12/11/19)
<b>FIELD GOAL PERCENTAGE (min 5 made)</b>	.857 (6-7)	Nahiem Alleyne - Syracuse (01/18/20)
	.857 (6-7)	Tyrece Radford - Duke (12/06/19)
<b>3 PT FG MADE</b>	7	Landers Nolley II - Lehigh (11/16/19)
	6	Jalen Cone - North Carolina (01/22/20)
<b>3 PT FG ATTEMPTS</b>	13	Landers Nolley II - Syracuse (01/18/20)
	12	Landers Nolley II - Lehigh (11/16/19)
<b>3 PT FG PERCENTAGE (min 2 made)</b>	1.000 (3-3)	Jalen Cone - USC Upstate (11/13/19)
	1.000 (2-2)	P.J. Horne - vs Michigan St. (11/25/19)
<b>FREE THROWS MADE</b>	10	Landers Nolley II - North Carolina (01/22/20)
	9	Landers Nolley II - NC State (01/11/20)
<b>FREE THROW ATTEMPTS</b>	12	Tyrece Radford - at Wake Forest (01/14/20)
	11	Landers Nolley II - North Carolina (01/22/20)
<b>FREE THROW PERCENTAGE (min 3 made)</b>	1.000 (8-8)	Landers Nolley II - vs Michigan St. (11/25/19)
	1.000 (5-5)	Nahiem Alleyne - Chattanooga (12/11/19)
	1.000 (4-4)	Jalen Cone - at Syracuse (01/07/20)
	1.000 (4-4)	Hunter Cattoor - at Virginia (01/04/20)
	1.000 (3-3)	Nahiem Alleyne - UMES (12/29/19)
	1.000 (3-3)	Jalen Cone - VMI (12/21/19)
	1.000 (3-3)	Isaiah Wilkins - Gardner-Webb (12/15/19)
<b>REBOUNDS</b>	13	Tyrece Radford - at Wake Forest (01/14/20)
	11	Tyrece Radford - Lehigh (11/16/19)
<b>ASSISTS</b>	10	Wabissa Bede - Delaware St. (11/20/19)
	10	Wabissa Bede - Coppin St. (11/08/19)
<b>STEALS</b>	4	Wabissa Bede - at Boston College (01/25/20)
	4	Tyrece Radford - at Wake Forest (01/14/20)
<b>BLOCKED SHOTS</b>	3	John Ojiako - UMES (12/29/19)
	2	Wabissa Bede - at Miami (FL) (01/28/20)
	2	P.J. Horne - at Miami (FL) (01/28/20)
	2	P.J. Horne - at Wake Forest (01/14/20)
	2	John Ojiako - at Wake Forest (01/14/20)
	2	Tyrece Radford - NC State (01/11/20)
	2	John Ojiako - VMI (12/21/19)
	2	P.J. Horne - Duke (12/06/19)
	2	P.J. Horne - vs Dayton (11/26/19)
	2	Landers Nolley II - vs Michigan St. (11/25/19)
	2	Nahiem Alleyne - Delaware St. (11/20/19)
	2	John Ojiako - USC Upstate (11/13/19)
	2	Tyrece Radford - Coppin St. (11/08/19)
<b>TURNOVERS</b>	9	Landers Nolley II - Duke (12/06/19)
	6	Wabissa Bede - at Miami (FL) (01/28/20)
<b>FOULS</b>	5	Wabissa Bede - at Boston College (01/25/20)
	5	John Ojiako - at Wake Forest (01/14/20)
	5	Landers Nolley II - at Wake Forest (01/14/20)
	5	Isaiah Wilkins - at Clemson (11/05/19)

**Opponent - INDIVIDUAL GAME HIGHS**

<b>POINTS</b>	28	Garrison Brooks - North Carolina (01/22/20)
	26	Buddy Boeheim - Syracuse (01/18/20)
	24	Obi Toppin - vs Dayton (11/26/19)
	23	Jairus Hamilton - at Boston College (01/25/20)
	20	Travis Eevee - VMI (12/21/19)
	20	TJ Haws - vs BYU (11/27/19)
<b>FIELD GOALS MADE</b>	11	Garrison Brooks - North Carolina (01/22/20)
	10	Buddy Boeheim - Syracuse (01/18/20)
	10	Obi Toppin - vs Dayton (11/26/19)
<b>FIELD GOAL ATTEMPTS</b>	21	John Crosby - Delaware St. (11/20/19)
	20	Buddy Boeheim - Syracuse (01/18/20)
<b>FIELD GOAL PERCENTAGE (min 5 made)</b>	1.000 (5-5)	Kolby Lee - vs BYU (11/27/19)
	.857 (6-7)	Dalton Nixon - vs BYU (11/27/19)
<b>3 PT FG MADE</b>	6	Travis Eevee - VMI (12/21/19)
	5	Jairus Hamilton - at Boston College (01/25/20)
	5	Buddy Boeheim - Syracuse (01/18/20)
	5	Kamdyn Curfman - VMI (12/21/19)
<b>3 PT FG ATTEMPTS</b>	13	Buddy Boeheim - Syracuse (01/18/20)
	12	Travis Eevee - VMI (12/21/19)
<b>3 PT FG PERCENTAGE (min 2 made)</b>	1.000 (2-2)	Jonathan Scott - Chattanooga (12/11/19)
	1.000 (2-2)	Dalton Nixon - vs BYU (11/27/19)
	1.000 (2-2)	Omari Peek-Green - Delaware St. (11/20/19)
<b>FREE THROWS MADE</b>	7	Kihei Clark - at Virginia (01/04/20)
	7	Everette Hammond - USC Upstate (11/13/19)
<b>FREE THROW ATTEMPTS</b>	8	Jay Heath - at Boston College (01/25/20)
	8	Garrison Brooks - North Carolina (01/22/20)
	8	Olivier Sarr - at Wake Forest (01/14/20)
	8	Kihei Clark - at Virginia (01/04/20)
<b>FREE THROW PERCENTAGE (min 3 made)</b>	1.000 (7-7)	Everette Hammond - USC Upstate (11/13/19)
	1.000 (4-4)	Harlond Beverly - at Miami (FL) (01/28/20)
	1.000 (4-4)	Jairus Hamilton - at Boston College (01/25/20)
	1.000 (4-4)	Vernon Carey - Duke (12/06/19)
	1.000 (4-4)	Wendell Moore - Duke (12/06/19)
	1.000 (4-4)	Zac Seljaas - vs BYU (11/27/19)
	1.000 (4-4)	John Newman III - at Clemson (11/05/19)
	1.000 (3-3)	Isaiah Wong - at Miami (FL) (01/28/20)
	1.000 (3-3)	Armando Bacot - North Carolina (01/22/20)
<b>REBOUNDS</b>	15	Aamir Simms - at Clemson (11/05/19)
	14	Xavier Tillman - vs Michigan St. (11/25/19)
<b>ASSISTS</b>	9	Markell Johnson - NC State (01/11/20)
	9	Jalen Crutcher - vs Dayton (11/26/19)
<b>STEALS</b>	4	Dejuan Clayton - Coppin St. (11/08/19)
	3	Harlond Beverly - at Miami (FL) (01/28/20)
<b>BLOCKED SHOTS</b>	3	Devon Daniels - NC State (01/11/20)
	3	Ty Gibson - UMES (12/29/19)
	3	Ludovic Dufael - Gardner-Webb (12/15/19)
<b>TURNOVERS</b>	7	Travis Eevee - VMI (12/21/19)
	5	Markell Johnson - NC State (01/11/20)
	5	Myles Lewis - VMI (12/21/19)
	5	Jalen Crutcher - vs Dayton (11/26/19)
	5	Xavier Tillman - vs Michigan St. (11/25/19)
	5	Jeameril Wilson - Lehigh (11/16/19)
<b>FOULS</b>	5	Armando Bacot - North Carolina (01/22/20)
	5	Marek Dolezaj - at Syracuse (01/07/20)
	5	Tyler Creamer - VMI (12/21/19)
	5	Malik Hall - vs Michigan St. (11/25/19)
	5	Tevin Mack - at Clemson (11/05/19)



### CATEGORY LEADERS

Points				
##	Player	G	Pts	Pts/G
2	Nolley II, Landers	21	371	17.7
4	Alleynes, Nahiem	21	200	9.5
23	Radford, Tyrece	21	191	9.1
14	Horne, P.J.	21	162	7.7
15	Cone, Jalen	21	161	7.7
0	Cattoor, Hunter	20	126	6.3
3	Bede, Wabissa	21	122	5.8
1	Wilkins, Isaiiah	21	94	4.5
21	Ojako, John	20	59	3.0
11	Palmer, Brendan	2	2	1.0

Scoring Average				
##	Player	G	Pts	Pts/G
2	Nolley II, Landers	21	371	17.7
4	Alleynes, Nahiem	21	200	9.5
23	Radford, Tyrece	21	191	9.1
14	Horne, P.J.	21	162	7.7
15	Cone, Jalen	21	161	7.7
0	Cattoor, Hunter	20	126	6.3
3	Bede, Wabissa	21	122	5.8
1	Wilkins, Isaiiah	21	94	4.5
21	Ojako, John	20	59	3.0
11	Palmer, Brendan	2	2	1.0

Free Throw Percentage				
##	Player	Made	Att	Pct
15	Cone, Jalen	15	17	.882
2	Nolley II, Landers	60	76	.789
1	Wilkins, Isaiiah	13	18	.722
4	Alleynes, Nahiem	35	49	.714
23	Radford, Tyrece	38	56	.679
0	Cattoor, Hunter	13	20	.650
14	Horne, P.J.	8	13	.615
21	Ojako, John	13	22	.591
3	Bede, Wabissa	21	41	.512

Free Throw Attempts				
##	Player	G	Att	Att/G
2	Nolley II, Landers	21	76	3.6
23	Radford, Tyrece	21	56	2.7
4	Alleynes, Nahiem	21	49	2.3
3	Bede, Wabissa	21	41	2.0
21	Ojako, John	20	22	1.1

Field Goal Percentage				
##	Player	FG	Att	Pct
23	Radford, Tyrece	76	116	.655
21	Ojako, John	23	44	.523
14	Horne, P.J.	64	134	.478
15	Cone, Jalen	52	114	.456
0	Cattoor, Hunter	41	100	.410
2	Nolley II, Landers	128	315	.406
4	Alleynes, Nahiem	65	162	.401
3	Bede, Wabissa	46	126	.365
1	Wilkins, Isaiiah	32	100	.320
11	Palmer, Brendan	1	4	.250

Field Goal Attempts				
##	Player	G	Att	Att/G
2	Nolley II, Landers	21	315	15.0
4	Alleynes, Nahiem	21	162	7.7
14	Horne, P.J.	21	134	6.4
3	Bede, Wabissa	21	126	6.0
23	Radford, Tyrece	21	116	5.5

Rebounds				
##	Player	G	Reb	Reb/G
23	Radford, Tyrece	21	136	6.5
2	Nolley II, Landers	21	116	5.5
14	Horne, P.J.	21	98	4.7
3	Bede, Wabissa	21	84	4.0
1	Wilkins, Isaiiah	21	62	3.0

Free Throws Made				
##	Player	G	Made	Made/G
2	Nolley II, Landers	21	60	2.9
23	Radford, Tyrece	21	38	1.8
4	Alleynes, Nahiem	21	35	1.7
3	Bede, Wabissa	21	21	1.0
15	Cone, Jalen	21	15	0.7

3-Point FG Percentage				
##	Player	3FG	Att	Pct
15	Cone, Jalen	42	78	.538
4	Alleynes, Nahiem	35	86	.407
0	Cattoor, Hunter	31	79	.392
2	Nolley II, Landers	55	150	.367
14	Horne, P.J.	26	74	.351
1	Wilkins, Isaiiah	17	59	.288
3	Bede, Wabissa	9	43	.209
23	Radford, Tyrece	1	8	.125

Field Goals Made				
##	Player	G	Made	Made/G
2	Nolley II, Landers	21	128	6.1
23	Radford, Tyrece	21	76	3.6
4	Alleynes, Nahiem	21	65	3.1
14	Horne, P.J.	21	64	3.0
15	Cone, Jalen	21	52	2.5

Rebounds Average				
##	Player	G	Reb	Reb/G
23	Radford, Tyrece	21	136	6.5
2	Nolley II, Landers	21	116	5.5
14	Horne, P.J.	21	98	4.7
3	Bede, Wabissa	21	84	4.0
1	Wilkins, Isaiiah	21	62	3.0

Assists				
##	Player	G	Ast	Ast/G
3	Bede, Wabissa	21	133	6.3
2	Nolley II, Landers	21	55	2.6
4	Alleynes, Nahiem	21	31	1.5
1	Wilkins, Isaiiah	21	29	1.4
23	Radford, Tyrece	21	28	1.3

3-Point FG Attempts				
##	Player	G	Att	Att/G
2	Nolley II, Landers	21	150	7.1
4	Alleynes, Nahiem	21	86	4.1
0	Cattoor, Hunter	20	79	4.0
15	Cone, Jalen	21	78	3.7
14	Horne, P.J.	21	74	3.5

3-Point FG Made				
##	Player	G	Made	Made/G
2	Nolley II, Landers	21	55	2.6
15	Cone, Jalen	21	42	2.0
4	Alleynes, Nahiem	21	35	1.7
0	Cattoor, Hunter	20	31	1.6
14	Horne, P.J.	21	26	1.2

Offensive Rebounds				
##	Player	G	OReb	OReb/G
23	Radford, Tyrece	21	51	2.4
21	Ojako, John	20	22	1.1
14	Horne, P.J.	21	19	0.9
1	Wilkins, Isaiiah	21	17	0.8
2	Nolley II, Landers	21	14	0.7

Steals				
##	Player	G	Stl	Stl/G
3	Bede, Wabissa	21	26	1.2
23	Radford, Tyrece	21	21	1.0
2	Nolley II, Landers	21	18	0.9
0	Cattoor, Hunter	20	18	0.9
14	Horne, P.J.	21	15	0.7

3-Point FG Made				
##	Player	G	Made	Made/G
2	Nolley II, Landers	21	55	2.6
15	Cone, Jalen	21	42	2.0
4	Alleynes, Nahiem	21	35	1.7
0	Cattoor, Hunter	20	31	1.6
14	Horne, P.J.	21	26	1.2

Defensive Rebounds				
##	Player	G	DReb	DReb/G
2	Nolley II, Landers	21	102	4.9
23	Radford, Tyrece	21	85	4.0
14	Horne, P.J.	21	79	3.8
3	Bede, Wabissa	21	76	3.6
4	Alleynes, Nahiem	21	49	2.3

Blocked Shots				
##	Player	G	Blk	Blk/G
14	Horne, P.J.	21	13	0.6
21	Ojako, John	20	13	0.7
3	Bede, Wabissa	21	7	0.3
23	Radford, Tyrece	21	7	0.3
2	Nolley II, Landers	21	6	0.3

Fouls				
##	Player	G	PF	PF/G
3	Bede, Wabissa	21	41	2.0
14	Horne, P.J.	21	41	2.0
2	Nolley II, Landers	21	40	1.9
15	Cone, Jalen	21	35	1.7
23	Radford, Tyrece	21	31	1.5

Minutes				
##	Player	G	Min	Min/G
2	Nolley II, Landers	21	653	31:07
3	Bede, Wabissa	21	639	30:27
14	Horne, P.J.	21	596	28:23
4	Alleynes, Nahiem	21	556	26:30
23	Radford, Tyrece	21	486	23:10

Fouls				
##	Player	G	PF	PF/G
3	Bede, Wabissa	21	41	2.0
14	Horne, P.J.	21	41	2.0
2	Nolley II, Landers	21	40	1.9
15	Cone, Jalen	21	35	1.7
23	Radford, Tyrece	21	31	1.5

Turnovers				
##	Player	G	TO	TO/G
2	Nolley II, Landers	21	62	3.0
3	Bede, Wabissa	21	38	1.8
14	Horne, P.J.	21	24	1.1
15	Cone, Jalen	21	22	1.0
4	Alleynes, Nahiem	21	14	0.7

Foul Outs		
##	Player	FO
3	Bede, Wabissa	21
2	Nolley II, Landers	21
21	Ojako, John	20
1	Wilkins, Isaiiah	21

### POINTS, REBOUNDS & ASSISTS GAME-BY-GAME

Opponent	Date	Score	0	1	2	3	4	11	14	15	21	23	24	
			CATTOOR,HU	WILKINS,IS	NOLLEY II,	BEDE,WABIS	ALLEYNE,NA	PALMER,BRE	HORNE,P.J.	CONE,JALEN	OJAKO,JOH	RADFORD,TY	JOHNSON,BR	
at Clemson	11/05/19	67-60	W	0-4-0	4-6-2	30-5-0	7-8-6	11-3-1	DNP	8-7-2	3-1-0	0-1-0	4-4-0	DNP
Coppin St.	11/08/19	74-42	W	5-8-3	7-7-0	11-7-1	3-9-10	18-2-0	0-1-0	9-3-2	5-1-0	6-2-0	10-8-1	0-1-0
USC Upstate	11/13/19	80-57	W	9-0-1	2-4-2	23-6-3	7-2-8	9-2-4	DNP	9-4-0	11-1-0	4-3-0	6-4-1	DNP
Lehigh	11/16/19	79-53	W	11-1-2	2-4-0	27-5-4	4-3-6	5-2-1	DNP	14-5-0	8-1-4	0-2-0	8-11-2	0-1-0
Delaware St.	11/20/19	100-64	W	8-6-4	15-6-7	10-1-3	5-5-10	20-4-1	DNP	7-2-1	17-1-1	9-7-0	9-8-2	0-0-0
vs Michigan St.	11/25/19	71-66	W	10-2-3	2-1-1	22-4-5	11-3-5	10-3-1	DNP	12-7-1	2-2-0	2-2-0	0-1-0	DNP
vs Dayton	11/26/19	62-89	L	12-1-0	3-3-1	15-6-1	6-2-6	9-2-3	DNP	7-3-1	0-0-0	4-1-0	6-2-1	DNP
vs BYU	11/27/19	77-90	L	3-4-0	3-1-0	22-7-1	11-4-7	12-3-4	DNP	13-4-1	2-0-0	2-2-0	9-2-1	DNP
Duke	12/06/19	63-77	L	0-0-0	7-4-2	7-8-4	12-4-5	6-2-1	DNP	15-6-0	2-0-0	2-0-0	12-7-0	DNP
Chattanooga	12/11/19	63-58	W	DNP	0-1-1	19-6-3	7-8-7	22-5-0	DNP	2-5-0	3-1-0	2-1-0	8-7-1	DNP
Gardner-Webb	12/15/19	73-46	W	11-1-2	13-2-3	18-9-3	8-1-5	0-2-1	DNP	3-5-0	6-1-1	4-9-0	10-10-0	0-1-0
VMI	12/21/19	64-55	W	14-5-1	13-4-2	4-2-2	4-3-2	5-2-2	DNP	6-4-0	9-1-0	2-0-1	7-10-4	0-0-0
UMES	12/29/19	92-37	W	17-4-1	4-4-2	18-10-3	0-3-6	5-1-2	2-3-0	7-5-0	11-4-1	15-8-0	13-2-5	0-2-0
at Virginia	01/04/20	39-65	L	4-1-1	3-0-1	18-5-2	0-4-2	2-2-0	DNP	4-5-0	0-1-0	0-1-0	8-3-0	DNP
at Syracuse	01/07/20	67-63	W	3-0-3	3-3-1	13-5-4	2-3-8	6-3-1	DNP	12-2-0	19-1-1	2-2-0	7-9-2	DNP
NC State	01/11/20	72-58	W	5-4-2	0-3-0	29-7-1	2-2-7	5-4-2	DNP	3-6-0	10-1-0	0-1-0	18-9-1	DNP
at Wake Forest	01/14/20	80-70	W	0-1-0	0-2-1	21-3-2	6-3-9	10-2-0	DNP	7-5-0	15-0-0	0-2-0	21-13-1	0-1-0
Syracuse	01/18/20	69-71	L	0-0-0	5-3-2	13-6-7	9-5-3	17-3-4	DNP	9-5-0	14-0-1	DNP	2-6-5	DNP
North Carolina	01/22/20	79-77	Wot	5-2-1	2-1-0	22-7-2	8-5-8	11-2-3	DNP	6-5-0	18-7-2	5-2-0	2-3-0	DNP
at Boston College	01/25/20	56-61	L	3-3-2	3-2-0	15-2-2	9-5-5	10-3-0	DNP	3-6-1	6-0-1	0-2-0	7-9-0	DNP
at Miami (FL)	01/28/20	61-71	L	6-4-1	3-1-1	14-5-2	1-2-8	7-2-0	DNP					

## TEAM HIGHS & LOWS

### Virginia Tech - GAME HIGHS

<b>POINTS</b>	100		Delaware St. (11/20/19)
	92		UMES (12/29/19)
	80		at Wake Forest (01/14/20)
	80		USC Upstate (11/13/19)
	79		North Carolina (01/22/20)
	79		Lehigh (11/16/19)
<b>FIELD GOALS MADE</b>	35		Delaware St. (11/20/19)
	32		UMES (12/29/19)
<b>FIELD GOAL ATTEMPTS</b>	72		UMES (12/29/19)
	65		North Carolina (01/22/20)
	65		Lehigh (11/16/19)
<b>FIELD GOAL PERCENTAGE</b>	.565	(35-62)	Delaware St. (11/20/19)
	.534	(31-58)	vs BYU (11/27/19)
	.534	(31-58)	USC Upstate (11/13/19)
<b>3 PT FG MADE</b>	21		Delaware St. (11/20/19)
	15		Syracuse (01/18/20)
<b>3 PT FG ATTEMPTS</b>	37		North Carolina (01/22/20)
	37		Syracuse (01/18/20)
	37		Delaware St. (11/20/19)
	37		Lehigh (11/16/19)
<b>3 PT FG PERCENTAGE</b>	.568	(21-37)	Delaware St. (11/20/19)
	.500	(11-22)	vs BYU (11/27/19)
<b>FREE THROWS MADE</b>	19		NC State (01/11/20)
	17		North Carolina (01/22/20)
	17		at Wake Forest (01/14/20)
<b>FREE THROW ATTEMPTS</b>	29		at Wake Forest (01/14/20)
	24		VMI (12/21/19)
<b>FREE THROW PERCENTAGE</b>	.905	(19-21)	NC State (01/11/20)
	.842	(16-19)	UMES (12/29/19)
<b>REBOUNDS</b>	53		UMES (12/29/19)
	49		Coppin St. (11/08/19)
<b>ASSISTS</b>	29		Delaware St. (11/20/19)
	22		Syracuse (01/18/20)
<b>STEALS</b>	11		at Miami (FL) (01/28/20)
	11		at Wake Forest (01/14/20)
<b>BLOCKED SHOTS</b>	6		vs Michigan St. (11/25/19)
	6		USC Upstate (11/13/19)
<b>TURNOVERS</b>	15		Coppin St. (11/08/19)
	14		at Boston College (01/25/20)
	14		Duke (12/06/19)
<b>FOULS</b>	24		at Wake Forest (01/14/20)
	19		at Miami (FL) (01/28/20)
	19		at Boston College (01/25/20)
	19		vs Dayton (11/26/19)

### Virginia Tech - GAME LOWS

<b>POINTS</b>	39		at Virginia (01/04/20)
	56		at Boston College (01/25/20)
	61		at Miami (FL) (01/28/20)
	62		vs Dayton (11/26/19)
	63		Chattanooga (12/11/19)
	63		Duke (12/06/19)
<b>FIELD GOALS MADE</b>	13		at Virginia (01/04/20)
	21		at Syracuse (01/07/20)
	21		VMI (12/21/19)
<b>FIELD GOAL ATTEMPTS</b>	48		at Virginia (01/04/20)
	50		at Syracuse (01/07/20)
<b>FIELD GOAL PERCENTAGE</b>	.271	(13-48)	at Virginia (01/04/20)
	.344	(21-61)	VMI (12/21/19)
<b>3 PT FG MADE</b>	4		at Virginia (01/04/20)
	5		Duke (12/06/19)
<b>3 PT FG ATTEMPTS</b>	20		Duke (12/06/19)
	21		at Boston College (01/25/20)
	21		Chattanooga (12/11/19)
	21		vs Dayton (11/26/19)
	21		vs Michigan St. (11/25/19)
<b>3 PT FG PERCENTAGE</b>	.160	(4-25)	at Virginia (01/04/20)
	.250	(5-20)	Duke (12/06/19)
<b>FREE THROWS MADE</b>	3		Lehigh (11/16/19)
	4		Syracuse (01/18/20)
	4		Duke (12/06/19)
	4		vs BYU (11/27/19)
<b>FREE THROW ATTEMPTS</b>	4		Lehigh (11/16/19)
	6		Duke (12/06/19)
<b>FREE THROW PERCENTAGE</b>	.500	(5-10)	at Boston College (01/25/20)
	.500	(4-8)	Syracuse (01/18/20)
<b>REBOUNDS</b>	21		vs Dayton (11/26/19)
	25		at Virginia (01/04/20)
<b>ASSISTS</b>	6		at Virginia (01/04/20)
	11		at Boston College (01/25/20)
	11		at Clemson (11/05/19)
<b>STEALS</b>	1		Syracuse (01/18/20)
	1		vs BYU (11/27/19)
<b>BLOCKED SHOTS</b>	0		at Syracuse (01/07/20)
	0		at Virginia (01/04/20)
	0		Gardner-Webb (12/15/19)
<b>TURNOVERS</b>	2		UMES (12/29/19)
	7		Syracuse (01/18/20)
	7		VMI (12/21/19)
	7		Chattanooga (12/11/19)
<b>FOULS</b>	6		Duke (12/06/19)
	8		VMI (12/21/19)
	8		Lehigh (11/16/19)

### Opponent - GAME HIGHS

<b>POINTS</b>	90		vs BYU (11/27/19)
	89		vs Dayton (11/26/19)
	77		North Carolina (01/22/20)
	77		Duke (12/06/19)
	71		at Miami (FL) (01/28/20)
	71		Syracuse (01/18/20)
<b>FIELD GOALS MADE</b>	35		vs Dayton (11/26/19)
	32		vs BYU (11/27/19)
<b>FIELD GOAL ATTEMPTS</b>	71		Coppin St. (11/08/19)
	69		NC State (01/11/20)
<b>FIELD GOAL PERCENTAGE</b>	.636	(35-55)	vs Dayton (11/26/19)
	.542	(32-59)	vs BYU (11/27/19)
<b>3 PT FG MADE</b>	17		vs BYU (11/27/19)
	13		VMI (12/21/19)
<b>3 PT FG ATTEMPTS</b>	39		Coppin St. (11/08/19)
	34		vs BYU (11/27/19)
<b>3 PT FG PERCENTAGE</b>	.500	(17-34)	vs BYU (11/27/19)
	.458	(11-24)	vs Dayton (11/26/19)
<b>FREE THROWS MADE</b>	17		at Wake Forest (01/14/20)
	14		North Carolina (01/22/20)
	14		USC Upstate (11/13/19)
<b>FREE THROW ATTEMPTS</b>	27		at Boston College (01/25/20)
	23		at Wake Forest (01/14/20)
<b>FREE THROW PERCENTAGE</b>	1.000	(10-10)	Duke (12/06/19)
	.818	(9-11)	vs BYU (11/27/19)
<b>REBOUNDS</b>	45		Coppin St. (11/08/19)
	43		North Carolina (01/22/20)
	43		NC State (01/11/20)
	43		vs Michigan St. (11/25/19)
<b>ASSISTS</b>	22		vs BYU (11/27/19)
	22		vs Dayton (11/26/19)
<b>STEALS</b>	8		at Boston College (01/25/20)
	8		Duke (12/06/19)
	8		Coppin St. (11/08/19)
<b>BLOCKED SHOTS</b>	7		UMES (12/29/19)
	5		NC State (01/11/20)
<b>TURNOVERS</b>	23		VMI (12/21/19)
	19		Lehigh (11/16/19)
<b>FOULS</b>	27		at Wake Forest (01/14/20)
	21		vs Dayton (11/26/19)

### Opponent - GAME LOWS

<b>POINTS</b>	37		UMES (12/29/19)
	42		Coppin St. (11/08/19)
	46		Gardner-Webb (12/15/19)
	53		Lehigh (11/16/19)
	55		VMI (12/21/19)
<b>FIELD GOALS MADE</b>	14		UMES (12/29/19)
	14		Coppin St. (11/08/19)
<b>FIELD GOAL ATTEMPTS</b>	48		at Boston College (01/25/20)
	51		VMI (12/21/19)
<b>FIELD GOAL PERCENTAGE</b>	.197	(14-71)	Coppin St. (11/08/19)
	.237	(14-59)	UMES (12/29/19)
<b>3 PT FG MADE</b>	3		USC Upstate (11/13/19)
	6		at Miami (FL) (01/28/20)
	6		Syracuse (01/18/20)
	6		NC State (01/11/20)
	6		at Syracuse (01/07/20)
	6		Coppin St. (11/08/19)
<b>3 PT FG ATTEMPTS</b>	15		at Miami (FL) (01/28/20)
	17		at Syracuse (01/07/20)
<b>3 PT FG PERCENTAGE</b>	.120	(3-25)	USC Upstate (11/13/19)
	.154	(6-39)	Coppin St. (11/08/19)
<b>FREE THROWS MADE</b>	0		VMI (12/21/19)
	2		UMES (12/29/19)
<b>FREE THROW ATTEMPTS</b>	0		VMI (12/21/19)
	5		UMES (12/29/19)
	5		Lehigh (11/16/19)
<b>FREE THROW PERCENTAGE</b>	.000	(0-0)	VMI (12/21/19)
	.400	(2-5)	UMES (12/29/19)
<b>REBOUNDS</b>	26		Delaware St. (11/20/19)
	28		Lehigh (11/16/19)
<b>ASSISTS</b>	6		at Syracuse (01/07/20)
	6		Coppin St. (11/08/19)
<b>STEALS</b>	1		North Carolina (01/22/20)
	1		at Wake Forest (01/14/20)
	1		UMES (12/29/19)
	1		Chattanooga (12/11/19)
<b>BLOCKED SHOTS</b>	1		at Syracuse (01/07/20)
	1		vs Dayton (11/26/19)
	1		Delaware St. (11/20/19)
	1		Lehigh (11/16/19)
	1		Coppin St. (11/08/19)
<b>TURNOVERS</b>	4		Syracuse (01/18/20)
	6		vs BYU (11/27/19)
<b>FOULS</b>	9		Lehigh (11/16/19)
	10		USC Upstate (11/13/19)





## Mike YOUNG

- First season at Virginia Tech
- 18th as a head coach in Division I
- Produced three AP All-America selections at Wofford
- Took Wofford to five NCAA Tournament appearances

### The Young File

#### PERSONAL

BORN: May 1, 1963  
 HOMETOWN: Radford, Virginia  
 FAMILY: Wife (Margaret), Children (Cooper & Davis)  
 COACHING RECORD AT VIRGINIA TECH: 14-7 (1st year)  
 CAREER HEAD COACHING RECORD: 313-251 (.555)

#### EDUCATION

Emory & Henry (1986)  
 JOINED TECH STAFF: April 7, 2019  
 YEARS OF COLLEGIATE HEAD COACHING: 18  
 YEARS OF COLLEGIATE COACHING: 33

#### COACHING CAREER

Year	School
1986-88	Assistant Coach, Emory & Henry
1988-89	Assistant Coach, Radford
1989-02	Assistant Coach, Wofford
2002-19	Head Coach, Wofford
2019-present	Head Coach, Virginia Tech

#### ACCOMPLISHMENTS

- Five NCAA Tournaments**  
2019, 2015, 2014, 2011, 2010
- Five SoCon Tournament Championships**  
2019, 2015, 2014, 2011, 2010
- Four SoCon Regular-Season Titles**  
2019, 2015, 2011, 2010
- Two-time National Coach of the Year**  
2019 (Sporting News), 2010 (Hugh Durham)
- Three AP All-America Selections**  
Fletcher Magee (2018-19) Karl Cochran (2014-15) Noah Dahlman (2009-10)
- Four SoCon Player of the Years**  
Fletcher Magee (2017-18, 2018-19) Karl Cochran (2014-15) & Noah Dahlman (2009-10)
- All-SoCon**  
24 selections (Coaches) 34 selections (media)

Mike Young begins his first season as the head men's basketball coach at Virginia Tech. The veteran head coach comes home to the New River Valley with a wealth of experience and the desire and focus to lead this Hokies program in its quest to be among the best in the ACC and the nation.

Since arriving in Blacksburg, Young has worked diligently to assemble a top-level coaching staff. Along with that staff, Young has devoted countless hours toward putting together a competitive roster for the 2019-20 season and making a noticeable impact on the always evolving national recruiting community.

The Radford, Virginia native joins the Hokies after a record-setting 17-year tenure as the head coach at Wofford. The Terriers posted a 30-5 overall record in 2018-19, including a perfect 18-0 mark in Southern Conference play, and registered a convincing 84-68 win over Seton Hall in the first round of the 2019 NCAA Tournament.

The 2019 Sporting News Coach of the Year, Young finished third in last season's Associated Press Coach of the Year voting behind Texas Tech's Chris Beard and Houston's Kelvin Sampson. In his 17 seasons at the helm as head coach of Wofford College, Young built the Terriers into one of the Southern Conference's preeminent programs and a perennial NCAA Tournament participant. He guided Wofford to five NCAA Tournament berths over the past 10 seasons and five Southern Conference championships. In addition to the on-court success of his teams, 100 percent of Young's student-athletes at Wofford who completed their eligibility graduated.

In addition to owning numerous coaching accolades, Young currently serves as a member of the NCAA's Men's Basketball Ethics Committee.

Young compiled a 299-244 (.551) overall record at Wofford and earned Southern Conference Coach of the Year honors four times (2010, 2014, 2015 and 2019). Under his guidance, the Terriers registered an impressive list of nonconference wins, including ones over the likes of Auburn, Cincinnati, Clemson, Georgia, Georgia Tech, NC State, Purdue, Seton Hall, South Carolina, Virginia Tech, Xavier and Wake Forest. Arguably the most compelling nonconference victory of his tenure at Wofford came on Dec. 20, 2017 when the Terriers faced then-No. 5 North Carolina at the Dean Smith Center in Chapel Hill, North Carolina and registered a 79-75 victory over head coach Roy Williams and the Tar Heels.

Prior to assuming the head coaching reins for the Terriers in 2002-03, Young was an assistant coach to current Wofford Director of Athletics Richard Johnson. Young came to

Wofford after serving as a graduate assistant for one year under Oliver Purnell at Radford University.

A 1986 graduate of Emory & Henry College, he was a four-year letterman in basketball for coach Bob Johnson and the team captain his junior and senior seasons. He credits Johnson for having a major influence on his playing and coaching career.

Upon his graduation, Young became a full-time assistant coach for two years at Emory & Henry before moving on to Radford. Another of Young's mentors is Fletcher Arritt, longtime coach of Fork Union (Va.) Military Academy. Young played one season for him before attending Emory & Henry. In the summer of 2015, Young was inducted into the Emory & Henry College Sports Hall of Fame, as well as the Radford High School Hall of Fame.

Young and wife Margaret have a daughter, Cooper, a student at the University of the South, and a son, Davis, who is attending Blacksburg High School.

#### YEAR BY YEAR

Year	School	Rec.	Conf.	Postseason
2019-20	Virginia Tech	14-7	5-5	---
2018-19	Wofford	30-5	18-0	NCAA Round of 32
2017-18	Wofford	21-13	11-7	CIT
2016-17	Wofford	16-17	10-8	
2015-16	Wofford	15-17	11-7	
2014-15	Wofford	28-7	16-2	NCAA First Round
2013-14	Wofford	20-13	11-5	NCAA First Round
2012-13	Wofford	13-19	7-11	
2011-12	Wofford	19-14	12-6	CBI
2010-11	Wofford	21-13	14-4	NCAA First Round
2009-10	Wofford	26-9	15-3	NCAA First Round
2008-09	Wofford	16-14	12-8	
2007-08	Wofford	16-16	8-12	
2006-07	Wofford	10-20	5-13	
2005-06	Wofford	11-18	6-9	
2004-05	Wofford	14-14	7-9	
2003-04	Wofford	9-20	4-12	
2002-03	Wofford	14-15	8-8	



**BOUNCE BACK TIME**

- When Mike Young loses a basketball game, it rarely spills into the next game, with his teams bouncing back with a W, especially over the last five years with him being .667 by going 38-19.
- Young went 4-0 last year after a loss and 9-3 the year prior with the Terriers. He is 3-2 at Tech.

Season	G	W	L	Pct.
2002-03	14	7	7	.500
2003-04	19	7	12	.368
2004-05	13	5	8	.385
2005-06	17	8	9	.471
2006-07	19	6	13	.316
2007-08	15	7	8	.467
2008-09	13	8	5	.615
2009-10	8	5	3	.625
2010-11	12	9	3	.750
2011-12	13	8	5	.615
2012-13	18	9	9	.500
2013-14	12	7	5	.583
2014-15	6	5	1	.833
2015-16	16	9	7	.563
2016-17	16	10	6	.625
2017-18	12	9	3	.750
2018-19	4	4	0	1.000
2019-20	6	3	3	.500
<b>Total</b>	<b>233</b>	<b>126</b>	<b>107</b>	<b>.541</b>



**WHEN IT COUNTS**

- Mike Young brings a polished resume from his time at Wofford and you can see that in the numbers he carries regarding finishing a lead when his teams have had one over his years of coaching, with 18 seasons to be exact.
- Over the last six years when Young has had a lead with five minutes to go, he usually holds on to it to preserve the win, boasting a .917 winning percentage to his name.
- Since his arrival to Tech, the Hokies have carried the trend also, owning a 12-1 record.

Year	G	W	L	Pct.
2014-15	25	23	2	.920
2015-16	17	14	3	.824
2016-17	17	15	2	.882
2017-18	21	19	2	.905
2018-19	27	27	0	1.000
2019-20	13	12	1	1.000
<b>Total</b>	<b>120</b>	<b>110</b>	<b>10</b>	<b>.917</b>

Opponent	G	W	L	Pct.
High-Major	10	8	2	.800
Mid-Major	110	102	8	.927
Conference	70	62	8	.886
Nonconference	50	48	2	.960
Postseason	9	7	2	.778

**WHAT THEY'RE SAYING**



So much for our No. 1 this week! That was quick. What a win for @HokiesMBB and first-year Virginia Tech coach Mike Young.



Today we saw why many NBA folks felt that Mike Young could be an offensive coordinator at the professional level. Guy is a genius offensively.



The best compliment I could give Mike Young is that when you talk to any coach from the Southern Conference, where he spent the previous 17 seasons, they all say the same thing: He's a GREAT basketball coach.

Ask @ForbesETSUhoops.

**Scott Van Pelt** @notthefakeSVP · Nov 25, 2019  
Replying to @GaryParrishCBS  
I love watching his half court stuff. It's art.



Mike Young can coach, people.

*On Coach Young VT*

Mike Young is one of those 20-year overnight sensations. Those of us who know college basketball have always recognized what a great coach he is. The nation found out this season in the NCAA Tournament. He is a great fit for Virginia Tech.

*-Fran Fraschilla*  
Former NCAA head coach & current ESPN college basketball analyst

*On Coach Young VT*

Mike Young has shown during his tenure at Wofford that not only is he an outstanding coach, but he's also a program builder. He develops players and men. He's an excellent communicator and teacher. His teams are always sound, tough, unselfish and fun to watch.

*-Clark Kellogg*  
CBS Sports Men's Basketball Analyst







### HUNTER CATTOOR (cuH-TOUR)

Freshman | 6-3 | 205  
G | Orlando, Fla.

High School  
Bishop Moore

Major: Business

# 0

#### AT THE RIM

- Has played in 20 games, drawing three starts.
- Recorded an ACC-high six points off two 3-pointers, four rebounds, an assist, one steal and a block at Miami (Fla.) (1/28).
- Chipped in one 3-pointer, three rebounds, two assists and a steal at Boston College (1/25).
- Had five points against North Carolina (1/22) and chipped in two rebounds, an assist and a steal.
- Set a career high in points for the second straight game, collecting 17 points, thanks to five 3-pointers, four rebounds, an assist and a steal versus Maryland Eastern Shore (12/29).
- Originally committed to Wofford, but signed with the Hokies after Virginia Tech's hiring of Mike Young.
- Four-year letterwinner at Bishop Moore High School.
- FHSAA 6A first-team All-State and District Player of the Year.
- Scored 1,420 points in high school and a 3-star (247 Sports).
- Also played quarterback on Bishop Moore's football team for one season.

#### CAREER HIGHS

Statistic	Value
Points	17 vs UMES 12/29/19
Rebounds	8 vs Coppin St. 11/08/19
Assists	4 vs Delaware St. 11/20/19
Steals	3 vs Gardner-Webb 12/15/19
Blocks	1 4 times
FG Made	6 vs UMES 12/29/19
FG Attempts	9 vs UMES 12/29/19
3FG Made	5 vs UMES 12/29/19
3FG Attempts	7 vs Lehigh 11/16/19, vs UMES 12/29/19
FT Made	4 vs VMI 12/21/19, at Virginia 01/04/20
FT Attempts	7 vs VMI 12/21/19

#### GAME-BY-GAME STATS

Opponent	Date	GS	MIN	Total			3-Pointers			Free throws			Rebounds			PF	A	T/O	BLK	STL	PTS	AVG
				FG-FGA	PCT	3FG-3FGA	PCT	FT-FTA	PCT	OFF	DEF	TOT	AVG	OFF	DEF							
at Clemson	11/05/19	*	27:13	0-3	.000	0-2	.000	0-0	.000	0	4	4	4.0	1	0	1	0	0	0	0	0.0	
Coppin St.	11/08/19	*	22:03	2-6	.333	1-5	.200	0-0	.000	1	7	8	6.0	1	3	1	1	1	5	2.5		
USC Upstate	11/13/19		22:36	3-7	.429	3-6	.500	0-0	.000	0	0	4.0	0	1	1	1	0	0	9	4.7		
Lehigh	11/16/19		21:54	4-8	.500	3-7	.429	0-0	.000	0	1	1	3.3	0	2	0	1	2	11	6.3		
Delaware St.	11/20/19		23:07	3-6	.500	2-4	.500	0-0	.000	0	6	6	3.8	1	4	0	0	0	8	6.6		
vs Michigan St.	11/25/19		30:13	4-8	.500	2-5	.400	0-0	.000	0	2	2	3.3	3	3	0	1	1	10	7.2		
vs Dayton	11/26/19		30:30	4-7	.571	4-6	.667	0-2	.000	0	1	1	3.1	3	0	1	0	1	12	7.9		
vs BYU	11/27/19		21:01	1-2	.500	1-2	.500	0-1	.000	0	4	4	3.3	3	0	1	0	0	3	7.3		
Duke	12/06/19		17:36	0-2	.000	0-2	.000	0-0	.000	0	0	0	2.9	1	0	1	0	0	0	6.4		
Gardner-Webb	12/15/19		16:53	4-7	.571	2-4	.500	1-2	.500	0	1	1	2.7	2	2	0	0	3	11	6.9		
VMI	12/21/19		24:37	4-8	.500	2-6	.333	4-7	.571	1	4	5	2.9	1	1	0	0	2	14	7.5		
UMES	12/29/19		22:56	6-9	.667	5-7	.714	0-0	.000	1	3	4	3.0	1	1	0	0	1	17	8.3		
at Virginia	01/04/20		22:37	0-1	.000	0-1	.000	4-4	1.000	0	1	1	2.8	0	1	0	0	2	4	8.0		
at Syracuse	01/07/20		20:09	1-7	.143	1-6	.167	0-0	.000	0	0	2.6	2	3	1	0	1	3	7.6			
NC State	01/11/20		19:39	1-5	.200	1-4	.250	2-2	1.000	0	4	4	2.7	0	2	0	0	1	5	7.5		
at Wake Forest	01/14/20	*	18:30	0-2	.000	0-2	.000	0-0	.000	0	1	1	2.6	2	0	1	0	0	0	7.0		
Syracuse	01/18/20		08:41	0-3	.000	0-3	.000	0-0	.000	0	0	0	2.5	1	0	0	0	0	0	6.6		
North Carolina	01/22/20		15:49	1-3	.333	1-2	.500	2-2	1.000	0	2	2	2.4	1	1	0	0	1	5	6.5		
at Boston College	01/25/20	*	18:57	1-3	.333	1-2	.500	0-0	.000	0	3	3	2.5	2	1	0	1	3	6.3			
at Miami (FL)	01/28/20		23:18	2-3	.667	2-3	.667	0-0	.000	1	3	4	2.6	3	1	0	1	1	6	6.3		
<b>Totals</b>			<b>3 428:19</b>	<b>41-100</b>	<b>.410</b>	<b>31-79</b>	<b>.392</b>	<b>13-20</b>	<b>.650</b>	<b>4</b>	<b>47</b>	<b>51</b>	<b>2.6</b>	<b>28</b>	<b>27</b>	<b>9</b>	<b>4</b>	<b>18</b>	<b>126</b>	<b>6.3</b>		

#### CAREER STATS

SEASON	TEAM	GP-GS	MIN	AVG	Field Goals	3-Point	F-Throws	Rebounds	Scoring												
					FG-FGA	FG%	3FG-FGA	3FG%	FT-FTA	FT%	OFF	DEF	TOT	AVG	PF	FO	AST	BLK	STL	PTS	AVG
2019-20	Hokies	20-3	428:19.4	41-100	.410	31-79	.392	13-20	.650	4	47	51	2.6	28	27	9	4	18	126	6.3	
<b>TOTAL</b>		<b>20-3</b>	<b>428:19.4</b>	<b>41-100</b>	<b>.410</b>	<b>31-79</b>	<b>.392</b>	<b>13-20</b>	<b>.650</b>	<b>4</b>	<b>47</b>	<b>51</b>	<b>2.6</b>	<b>28</b>	<b>27</b>	<b>9</b>	<b>4</b>	<b>18</b>	<b>126</b>	<b>6.3</b>	



### ISAIAH WILKINS

Sophomore | 6-4 | 225  
G | Winston-Salem, N.C.

High School  
Mount Tabor

Major: Communications

# 1

#### AT THE RIM

- Has played in all 21 games, starting three contests.
- Swiped two steals and had one 3-pointer, one rebound and an assist at Miami (Fla.) (1/28).
- Made a jumper and hit a free throw, while grabbing two rebounds at Boston College (1/25).
- Had a one-handed slam in transition and pulled down a board in six minutes off the bench versus North Carolina (1/22).
- Scored 13 points for the second straight game, while posting four rebounds, two assists and two steals against VMI (12/21).
- Posted his second-most points of the season with 13 versus Gardner-Webb (12/15), while recording two rebounds, three assists and two steals.
- Turned in a season-high 15 points thanks to five 3-pointers, while collecting six rebounds and a career-high seven assists against Delaware State (11/20).
- Played in 34 games, starting one of those (Central Connecticut State on Dec 1) in 2018-19.

#### CAREER HIGHS

Statistic	Value
Points	21 vs Gardner-Webb 11/09/18
Rebounds	8 vs Saint Francis (PA) 11/24/18
Assists	7 vs Delaware St. 11/20/19
Steals	2 6 times
Blocks	2 vs Northeastern 11/16/18
FG Made	7 vs Gardner-Webb 11/09/18
FG Attempts	10 vs Gardner-Webb 11/09/18, vs Delaware St. 11/20/19
3FG Made	5 vs Gardner-Webb 11/09/18, vs Delaware St. 11/20/19
3FG Attempts	7 vs Gardner-Webb 11/09/18, vs Delaware St. 11/20/19
FT Made	3 5 times
FT Attempts	4 5 times

#### GAME-BY-GAME STATS

Opponent	Date	GS	MIN	Total			3-Pointers			Free throws			Rebounds			PF	A	T/O	BLK	STL	PTS	AVG
				FG-FGA	PCT	3FG-3FGA	PCT	FT-FTA	PCT	OFF	DEF	TOT	AVG	OFF	DEF							
at Clemson	11/05/19	*	20:35	1-7	.143	1-5	.200	1-3	.333	4	2	6	6.0	5	2	2	0	1	4	4.0		
Coppin St.	11/08/19	*	23:15	3-8	.375	1-3	.333	0-0	.000	1	6	7	6.5	2	0	3	0	1	7	5.5		
USC Upstate	11/13/19		19:37	1-5	.200	0-4	.000	0-0	.000	0	4	4	5.7	1	2	0	0	0	2	4.3		
Lehigh	11/16/19		35:43	1-5	.200	0-3	.000	0-0	.000	0	4	4	5.3	1	0	0	1	0	2	3.8		
Delaware St.	11/20/19		25:47	5-10	.500	5-7	.714	0-0	.000	1	5	6	5.4	1	7	0	0	0	15	6.0		
vs Michigan St.	11/25/19		09:53	1-4	.250	0-1	.000	0-0	.000	1	0	1	4.7	0	1	0	0	1	2	5.3		
vs Dayton	11/26/19		12:59	1-3	.333	0-1	.000	1-2	.500	0	3	3	4.4	1	1	0	1	0	3	5.0		
vs BYU	11/27/19		10:51	1-1	1.000	1-1	1.000	0-0	.000	0	1	1	4.0	0	1	0	0	0	3	4.8		
Duke	12/06/19		16:11	2-6	.333	1-4	.250	2-2	1.000	2	2	4	4.0	0	2	0	0	1	7	5.0		
Chattanooga	12/11/19		06:43	0-2	.000	0-2	.000	0-0	.000	1	0	1	3.7	1	1	0	0	0	0	4.5		
Gardner-Webb	12/15/19		19:32	4-7	.571	2-4	.500	3-3	1.000	0	2	2	3.5	1	3	1	0	0	2	13	5.3	
VMI	12/21/19		21:34	4-7	.571	2-4	.500	3-4	.750	1	3	4	3.6	1	2	0	0	2	13	5.9		
UMES	12/29/19		13:47	1-4	.250	0-2	.000	2-2	1.000	2	2	4	3.6	0	2	0	0	1	4	5.8		
at Virginia	01/04/20		15:32	1-3	.333	1-3	.333	0-0	.000	0	0	0	3.4	0	1	0	0	0	3	5.6		
at Syracuse	01/07/20		13:56	1-3	.333	1-3	.333	0-0	.000	1	2	3	3.3	0	1	1	0	1	3	5.4		
NC State	01/11/20		07:00	0-4	.000	0-1	.000	0-0	.000	0	2	3	3.3	1	0	0	0	0	0	5.1		
at Wake Forest	01/14/20		07:34	0-2	.000	0-1	.000	0-0	.000	0	2	2	3.2	1	1	1	1	2	0	4.8		
Syracuse	01/18/20		14:36	2-6	.333	1-2	.500	0-0	.000	1	2	3	3.2	3	2	0	0	0	5	4.8		
North Carolina	01/22/20		05:35	1-2	.500	0-1	.000	0-0	.000	0	1	1	3.1	0	0	0	0	0	2	4.6		
at Boston College	01/25/20	*	09:06	1-3	.333	0-2	.000	1-2	.500	1	1	2	3.1	0	0	0	0	0	3	4.6		
at Miami (FL)	01/28/20		13:14	1-8	.125	1-5	.200	0-0	.000	0	1	1	3.0	0	1	0	0	2	3	4.5		
<b>Totals</b>			<b>3 302:30</b>	<b>32-100</b>	<b>.320</b>	<b>17-59</b>	<b>.288</b>	<b>13-18</b>	<b>.722</b>	<b>17</b>	<b>45</b>	<b>62</b>	<b>3.0</b>	<b>20</b>	<b>29</b>	<b>10</b>	<b>2</b>	<b>14</b>	<b>94</b>	<b>4.5</b>		

#### CAREER STATS

SEASON	TEAM	GP-GS	MIN	AVG	Field Goals	3-Point	F-Throws	Rebounds	Scoring												
					FG-FGA	FG%	3FG-FGA	3FG%	FT-FTA	FT%	OFF	DEF	TOT	AVG	PF	FO	AST	BLK	STL	PTS	AVG
2018-19	Hokies	34-1	486:14.3	57-117	.487	22-54	.407	23-31													



**LANDERS NOLLEY II** (NAH-lee)

Redshirt Freshman | 6-7 | 225  
G/F | Atlanta, Ga.

High School  
Langston Hughes

Major: Public Health

2

**5x ACC Freshman of the Week (Nov. 18, Dec. 2, 16, 30, Jan. 13)**  
**Maui Jim Maui Invitational All-Tournament Team**  
**2018-19 ACC Academic Honor Roll**

**AT THE RIM**

- Has played in all 21 games, drawing 20 starts.
- Third in the ACC in scoring (17.7 PPG), 14th in field-goal % (40.6), sixth in free-throw % (78.9), fifth in 3-point field-goal % (36.7), fourth in 3-pointers made per game (2.62) and 14th in defensive rebounds per game (4.86).
- Has scored in double figures in nine straight games, the longest of his career, topping his previous high of eight.
- Posted 14 points and five rebounds Miami (Fla.) (1/28).
- Recorded 15 points, two rebounds, two assists, one block and a steal at Boston College (1/25).
- Had the best debut by a freshman in Tech history, breaking the school record of most points in a debut with a career-high 30, the fourth-most by an ACC freshman in a debut.
- Led Langston Hughes HS to two state titles.
- His father, Landers Nolley Sr., played for Dale Brown at LSU.

**CAREER HIGHS**

Statistic	Value	
Points	30	at Clemson 11/05/19
Rebounds	10	vs UMES 12/29/19
Assists	7	vs Syracuse 01/18/20
Steals	3	vs Michigan St. 11/25/19
Blocks	2	vs Michigan St. 11/25/19
FG Made	12	at Clemson 11/05/19
FG Attempts	23	at Clemson 11/05/19
3FG Made	7	vs Lehigh 11/16/19
3FG Attempts	13	vs Syracuse 01/18/20
FT Made	10	vs North Carolina 01/22/20
FT Attempts	11	vs North Carolina 01/22/20

**GAME-BY-GAME STATS**

Opponent	Date	GS	MIN	Total		3-Pointers		Free throws		Rebounds		PF	A	T/O	BLK	STL	PTS	AVG			
				FG-FGA	PCT	3FG-3FGA	PCT	FT-FTA	PCT	OFF	DEF								TOT	AVG	
at Clemson	11/05/19	*	36:57	12-23	.522	4-8	.500	2-4	.500	1	4	5	5	3	0	5	0	2	30	30.0	
Coppin St.	11/08/19	*	26:20	3-10	.300	0-5	.000	5-7	.714	0	7	7	6	1	1	3	1	1	11	20.5	
USC Upstate	11/13/19	*	33:35	8-14	.571	4-7	.571	3-4	.750	0	6	6	6	0	3	2	0	1	23	21.3	
Lehigh	11/16/19	*	29:46	10-19	.526	7-12	.583	0-0	.000	0	5	5	8	2	4	5	1	2	27	22.8	
Delaware St.	11/20/19	*	18:25	4-8	.500	2-5	.400	0-0	.000	0	1	1	4	1	3	2	0	0	10	20.2	
vs Michigan St.	11/25/19	*	36:30	5-12	.417	4-6	.667	8-8	1.000	0	4	4	4	7	0	5	3	2	22	20.5	
vs Dayton	11/26/19	*	24:28	5-13	.385	3-6	.500	2-2	1.000	0	6	6	4	9	3	1	3	0	15	19.7	
vs BYU	11/27/19	*	35:30	9-18	.500	3-4	.750	1-1	1.000	0	7	7	5	1	1	1	0	1	22	20.0	
Duke	12/06/19	*	29:19	3-7	.429	0-2	.000	1-2	.500	0	8	8	5	4	3	4	9	0	7	18.6	
Chattanooga	12/11/19	*	34:03	7-20	.350	1-7	.143	4-5	.800	1	5	6	5	1	3	2	0	0	19	18.6	
Gardner-Webb	12/15/19	*	30:13	6-14	.429	5-10	.500	1-2	.500	0	9	9	5	8	2	3	1	0	18	18.5	
VMI	12/21/19	*	18:26	1-11	.091	1-5	.200	1-2	.500	1	1	2	5	1	2	3	0	1	4	17.3	
UMES	12/29/19	*	22:56	6-13	.462	3-8	.375	3-4	.750	3	7	10	5	1	3	0	0	0	18	17.4	
at Virginia	01/04/20	*	33:02	7-16	.438	3-8	.375	1-1	1.000	1	4	5	8	2	2	5	0	0	18	17.4	
at Syracuse	01/07/20	*	36:20	4-14	.286	1-11	.091	4-6	.667	1	4	5	7	3	4	1	0	1	13	17.1	
NC State	01/12/20	*	33:00	8-19	.421	4-7	.571	9-10	.900	2	5	7	5	8	2	1	3	0	1	29	19.9
at Wake Forest	01/14/20	*	31:32	7-19	.368	3-9	.333	4-5	.800	1	2	3	5	6	2	2	0	2	21	18.1	
Syracuse	01/18/20	*	39:14	5-16	.313	3-13	.231	0-0	.000	0	6	6	5	7	1	7	4	1	0	13	17.8
North Carolina	01/22/20	*	44:25	5-17	.294	2-8	.250	10-11	.909	1	6	7	5	7	3	2	3	0	0	22	18.0
at Boston College	01/25/20	*	32:32	7-17	.412	0-3	.000	1-2	.500	1	1	2	5	6	2	4	1	1	15	17.9	
at Miami (FL)	01/28/20	*	26:46	6-15	.400	2-6	.333	0-0	.000	1	4	5	5	3	2	1	0	1	14	17.7	
<b>Totals</b>			<b>20</b>	<b>653:19</b>	<b>128-315</b>	<b>.406</b>	<b>55-150</b>	<b>.367</b>	<b>60-76</b>	<b>.789</b>	<b>14</b>	<b>102</b>	<b>116</b>	<b>5.5</b>	<b>40-1</b>	<b>55</b>	<b>62</b>	<b>6</b>	<b>18</b>	<b>371</b>	<b>17.7</b>

**CAREER STATS**

SEASON	TEAM	GP-GS	MIN	AVG	FG-FGA	FG%	3FG-FGA	3FG%	FT-FTA	FT%	OFF	DEF	TOT	AVG	PF	AST	T/O	BLK	STL	PTS	AVG
2019-20	Hokies	21-20	653/311	128-315	.406	55-150	.367	60-76	.789	14	102	116	5.5	40-1	55	62	6	18	371	17.7	
<b>TOTAL</b>		<b>21-20</b>	<b>653/311</b>	<b>128-315</b>	<b>.406</b>	<b>55-150</b>	<b>.367</b>	<b>60-76</b>	<b>.789</b>	<b>14</b>	<b>102</b>	<b>116</b>	<b>5.5</b>	<b>40-1</b>	<b>55</b>	<b>62</b>	<b>6</b>	<b>18</b>	<b>371</b>	<b>17.7</b>	



**WABISSA BEDE** (wa-BEE-sah BEE-dee)

Junior | 6-0 | 200  
G | North Andover, Mass.

High School  
Cushing Academy

Major: Communications

3

**2018-19 ACC Academic Honor Roll**

**AT THE RIM**


- Has played in all 21 games, starting each contest.
- Third in the ACC in assists per game (6.33) and first in assist-turnover ratio (3.50). Then he is second in ACC-only games with 6.10 assists p/g and fourth with a 2.65 A/TO ratio.
- His nine assists at Wake Forest (1/14) are tied for the second-most assists among ACC players in conference games.
- Dished out eight assists and collected two rebounds, two steals, two blocks and one point at Miami (Fla.) (1/28).
- Tallied nine points, five rebounds, five assists and tied a career-high four steals at Boston College.
- Put together a near double-double effort versus North Carolina (1/22), posting eight points, eight assists and five rebounds.
- Played one of his best offensive games, recording a season-high 11 points, three rebounds and five assists versus then-No. 3 Michigan State (11/25).
- Played in 35 games, starting 28 of those in 2018-19.

**CAREER HIGHS**

Statistic	Value	
Points	14	vs UMES 12/28/18
Rebounds	9	vs Coppin St. 11/08/19
Assists	10	vs Coppin St. 11/08/19, vs Delaware St. 11/20/19
Steals	4	4 times
Blocks	2	vs The Citadel 11/12/17, at Miami (FL) 01/28/20
FG Made	6	vs Duke 12/06/19
FG Attempts	13	vs BYU 11/27/19
3FG Made	4	vs UMES 12/28/18
3FG Attempts	5	vs Duke 02/26/19, vs BYU 11/27/19
FT Made	6	vs Houston Baptist 11/21/17
FT Attempts	9	vs Michigan St. 11/25/19

**GAME-BY-GAME STATS**

Opponent	Date	GS	MIN	Total		3-Pointers		Free throws		Rebounds		PF	A	T/O	BLK	STL	PTS	AVG			
				FG-FGA	PCT	3FG-3FGA	PCT	FT-FTA	PCT	OFF	DEF								TOT	AVG	
at Clemson	11/05/19	*	31:44	2-4	.500	0-1	.000	3-4	.750	0	8	8	0	3	6	3	1	0	7	7.0	
Coppin St.	11/08/19	*	24:15	1-4	.250	1-3	.333	0-0	.000	0	9	9	8	5	2	10	2	0	2	3	5.0
USC Upstate	11/13/19	*	25:44	3-8	.375	1-2	.500	0-0	.000	0	2	2	6	3	2	8	2	1	1	7	5.7
Lehigh	11/16/19	*	25:14	2-6	.333	0-2	.000	0-0	.000	0	3	3	5	1	6	1	0	3	4	5.3	
Delaware St.	11/20/19	*	23:15	2-3	.667	1-2	.500	0-2	.000	0	5	5	5	4	0	10	0	0	1	5	5.2
vs Michigan St.	11/25/19	*	30:43	3-10	.300	0-3	.000	5-9	.556	0	3	3	5	4	5	2	1	0	11	6.2	
vs Dayton	11/26/19	*	33:34	2-9	.222	0-4	.000	2-3	.667	0	2	2	4	6	3	6	1	0	3	6	6.1
vs BYU	11/27/19	*	34:07	5-13	.385	1-5	.200	0-1	.000	1	3	4	4	5	2	7	2	0	0	11	6.8
Duke	12/06/19	*	35:03	6-10	.600	0-1	.000	0-0	.000	0	4	4	4	4	0	5	2	0	0	12	7.3
Chattanooga	12/11/19	*	38:26	3-7	.429	1-1	1.000	0-0	.000	2	6	8	4	8	1	7	2	1	1	7	7.3
Gardner-Webb	12/15/19	*	24:18	3-5	.600	1-2	.500	1-2	.500	1	0	1	4	5	1	5	2	0	0	8	7.4
VMI	12/21/19	*	29:36	1-3	.333	0-1	.000	2-2	1.000	0	3	3	4	3	0	2	1	0	0	4	7.1
UMES	12/29/19	*	19:55	0-4	.000	0-2	.000	0-0	.000	0	3	3	4	2	0	6	0	1	1	0	6.5
at Virginia	01/04/20	*	30:23	0-2	.000	0-1	.000	0-0	.000	0	4	4	4	2	3	2	2	0	2	0	6.1
at Syracuse	01/07/20	*	33:38	0-1	.000	0-0	.000	2-2	1.000	0	3	3	4	1	8	3	0	2	2	5.8	
NC State	01/12/20	*	27:40	0-3	.000	0-3	.000	2-2	1.000	0	2	2	4	0	2	7	2	0	2	2	5.6
at Wake Forest	01/14/20	*	28:40	3-5	.600	0-2	.000	0-4	.000	1	2	3	3	9	4	9	2	0	0	6	5.6
Syracuse	01/18/20	*	25:13	4-7	.571	1-3	.333	0-1	.000	2	3	5	4	4	3	0	0	0	9	5.8	
North Carolina	01/22/20	*	44:19	3-9	.333	1-2	.500	1-2	.500	0	5	5	4	1	5	5	2	0	2	8	6.9
at Boston College	01/25/20	*	36:25	3-8	.375	1-2	.500	2-3	.667	0	5	5	4	1	5	5	2	0	4	9	6.1
at Miami (FL)	01/28/20	*	37:11	0-5	.000	0-1	.000	1-4	.250	1	1	2	4	0	1	8	6	2	2	1	5.8
<b>Totals</b>			<b>21</b>	<b>639:24</b>	<b>46-126</b>	<b>.365</b>	<b>9-43</b>	<b>.209</b>	<b>21-41</b>	<b>.512</b>	<b>8</b>	<b>76</b>	<b>84</b>	<b>4.0</b>							



**NAHIEM ALLEYNE** (na-HEEM ah-LEAN)

Freshman | 6-3 | 195  
G | Buford, Ga.

High School  
Mountain View

Major: University Studies

4

**AT THE RIM**

- Has played in all 21 games, drawing 16 starts.
- Posted seven points, two rebounds and a steal at Miami (Fla.) (1/28).
- Tallied 10 points, three rebounds and a block at BC (1/25).
- Collected 11 points, with three 3-pointers, two rebounds and three assists versus North Carolina (1/22).
- Scored the third-most points of his career versus Syracuse (1/18) with 17 on 6-of-7 shooting, with five of those makes being 3s, while tying a career-high four assists.
- Turned in his best scoring game, recording a career-high 22 points on 7-of-13 shooting, while going a perfect 5 for 5 from the charity stripe, and five rebounds vs. Chattanooga (12/11).
- Two-year letterwinner at Mountain View High School.
- GHSA All-State and All-Region.
- Averaged 17.2 points per game and made 63 three-pointers in the 2018-19 season.
- A three-star on 247 Sports.
- Ranked as the 21st-best player in the state of Georgia.

**CAREER HIGHS**

Statistic	Value
Points	22 vs Chattanooga 12/11/19
Rebounds	5 vs Chattanooga 12/11/19
Assists	4 vs USC Upstate 11/13/19, vs Syracuse 01/18/20, vs BYU 11/27/19
Steals	2 vs Michigan St. 11/25/19
Blocks	2 vs Delaware St. 11/20/19
FG Made	7 vs Delaware St. 11/20/19, vs Chattanooga 12/11/19
FG Attempts	13 vs Chattanooga 12/11/19
3FG Made	5 vs Delaware St. 11/20/19, vs Syracuse 01/18/20
3FG Attempts	9 vs Delaware St. 11/20/19, vs North Carolina 01/22/20
FT Made	5 at Clemson 11/05/19, vs Chattanooga 12/11/19, at Wake Forest 01/14/20
FT Attempts	6 at Clemson 11/05/19, at Wake Forest 01/14/20

**GAME-BY-GAME STATS**

Opponent	Date	GS	MIN	Total		3-Pointers		Free throws		Rebounds		PF	A	T/O	BLK	STL	PTS	AVG			
		FG	F-GA	PCT	3FG	3FGA	PCT	FT	FTA	OFF	DEF	TOT	AVG								
at Clemson	11/05/19	*	22:44	2-9	.222	2-6	.333	5-6	.833	0	3	3	3.0	1	1	1	0	11	11.0		
Coppin St.	11/08/19	*	23:28	6-8	.750	4-6	.667	2-2	1.000	0	2	2	2.5	0	0	1	0	18	14.5		
USC Upstate	11/13/19	*	25:13	3-6	.500	1-3	.333	2-3	.667	0	2	2	2.3	0	4	0	1	0	9	12.7	
Lehigh	11/18/19	*	20:43	1-7	.143	0-3	.000	3-4	.750	0	2	2	2.3	0	1	0	0	5	10.8		
Delaware St.	11/20/19	*	31:15	7-11	.636	5-9	.556	1-1	1.000	0	4	4	2.6	0	1	0	2	10	12.6		
vs Michigan St.	11/25/19	*	33:51	3-10	.300	2-4	.500	2-3	.667	0	3	3	2.7	2	1	0	0	2	10	12.2	
vs Dayton	11/26/19	*	30:57	3-8	.375	0-1	.000	3-5	.600	0	2	2	2.6	2	3	1	0	0	9	11.7	
vs BYU	11/27/19	*	36:28	5-8	.625	2-4	.500	0-0	.000	0	3	3	2.6	1	4	2	1	0	12	11.8	
Duke	12/06/19	*	32:25	2-6	.333	1-3	.333	1-2	.500	2	0	2	2.6	0	1	1	0	1	6	11.1	
Chattanooga	12/11/19	*	35:32	7-13	.538	3-7	.429	5-5	1.000	1	4	5	2.8	1	0	2	0	0	22	12.2	
Gardner-Webb	12/15/19	*	23:15	0-4	.000	0-2	.000	0-0	.000	0	2	2	2.7	1	1	1	0	0	0	11.1	
VMI	12/21/19	*	27:43	2-7	.286	0-2	.000	1-3	.333	0	2	2	2.7	0	2	1	0	0	5	10.6	
UMES	12/29/19	*	25:05	1-10	.100	0-5	.000	3-3	1.000	1	0	1	2.5	0	2	1	0	0	5	10.2	
at Virginia	01/04/20	*	22:14	1-9	.111	0-1	.000	0-0	.000	0	2	2	2.5	2	0	0	1	2	9.6		
at Syracuse	01/07/20	*	22:55	2-6	.333	2-6	.333	0-2	.000	1	2	3	2.5	3	1	2	0	0	6	9.3	
NC State	01/11/20	*	21:18	1-6	.167	1-1	1.000	2-3	.667	0	4	4	2.6	2	2	0	0	0	5	9.1	
at Wake Forest	01/14/20	*	17:58	2-3	.667	1-2	.500	5-6	.833	0	2	2	2.6	2	0	0	0	1	10	9.1	
Syracuse	01/18/20	*	28:32	6-7	.857	5-6	.833	0-0	.000	0	3	3	2.6	1	4	0	0	0	17	9.6	
North Carolina	01/22/20	*	33:47	4-11	.364	3-9	.333	0-0	.000	0	2	2	2.6	0	3	0	0	0	11	9.6	
at Boston College	01/25/20	*	23:07	4-9	.444	2-4	.500	0-1	.000	0	3	3	2.6	3	0	1	1	0	10	9.7	
at Miami (FL)	01/28/20	*	17:51	3-4	.750	1-2	.500	0-0	.000	0	2	2	2.6	2	0	0	0	1	7	9.5	
<b>Totals</b>			<b>16</b>	<b>556:21</b>	<b>65-162</b>	<b>.401</b>	<b>35-86</b>	<b>.407</b>	<b>35-49</b>	<b>.714</b>	<b>5</b>	<b>49</b>	<b>54</b>	<b>2.6</b>	<b>23</b>	<b>31</b>	<b>14</b>	<b>5</b>	<b>8</b>	<b>200</b>	<b>9.5</b>

**CAREER STATS**

SEASON	TEAM	GP-GS	MIN	AVG	FG-FGA	FG%	3FG-FGA	3FG%	FT-FTA	FT%	OFF	DEF	TOT	AVG	PF	FO	AST	TO	BLK	STL	PTS	AVG
2019-20	Hokies	21-16	556/26.5	65-162	.401	35-86	.407	35-49	.714	5	49	54	2.6	23-0	31	14	5	8	200	9.5		
<b>TOTAL</b>		<b>21-16</b>	<b>556/26.5</b>	<b>65-162</b>	<b>.401</b>	<b>35-86</b>	<b>.407</b>	<b>35-49</b>	<b>.714</b>	<b>5</b>	<b>49</b>	<b>54</b>	<b>2.6</b>	<b>23-0</b>	<b>31</b>	<b>14</b>	<b>5</b>	<b>8</b>	<b>200</b>	<b>9.5</b>		



**JONATHAN KABONGO** (kuh-BONGO)

Sophomore | 6-4 | 195  
G | Toronto, Canada

High School  
Thornlea Secondary

Major: Creative Writing

10

**AT THE RIM**

- Has yet to see action.
- Played in 21 games in 2018-19.
- Hit a 3-pointer, pulled down two rebounds and swatted a shot against Miami (Fla) in the second round of the ACC Tournament.
- Tied a career high and scored an ACC-high six points at Pitt, while collecting ACC highs in three categories—two rebounds, one assist and a steal in his second-most minutes of the season with 13.
- Scored his first points in ACC action, coming off the bench in the final minute and making a layup versus Syracuse.
- Played in his first league game against Wake Forest.
- Scored his first points as a Hokie against Central Connecticut State, nailing a 3-pointer.
- Played in the season opener against Gardner-Webb, earning his first assist.

**CAREER HIGHS**

Statistic	Value
Points	6 at Pittsburgh 02/16/19, vs UMES 12/28/18
Rebounds	2 at Pittsburgh 02/16/19, vs Northeastern 11/16/18, vs Miami (FL) 03/13/19
Assists	1 4 times
Steals	1 at Notre Dame 02/23/19, at Pittsburgh 02/16/19, vs South Carolina St. 12/09/18
Blocks	1 vs Miami (FL) 03/13/19
FG Made	2 at Pittsburgh 02/16/19, vs UMES 12/28/18
FG Attempts	5 vs UMES 12/28/18
3FG Made	2 at Pittsburgh 02/16/19
3FG Attempts	4 vs Central Conn. St. 12/01/18, vs UMES 12/28/18
FT Made	1 vs Virginia 02/18/19, vs UMES 12/28/18
FT Attempts	2 vs UMES 12/28/18

**GAME-BY-GAME STATS**

**CAREER STATS**

SEASON	TEAM	GP-GS	MIN	AVG	Field Goals	3-Point	F-Throws	Rebounds	Scoring											
		21-0	102/4.8	11-28	.393	7-22	.318	2-4	.500	0	12	12	0.6	10-0	4	4	1	3	31	1.5
<b>TOTAL</b>		<b>21-0</b>	<b>102/4.8</b>	<b>11-28</b>	<b>.393</b>	<b>7-22</b>	<b>.318</b>	<b>2-4</b>	<b>.500</b>	<b>0</b>	<b>12</b>	<b>12</b>	<b>0.6</b>	<b>10-0</b>	<b>4</b>	<b>4</b>	<b>1</b>	<b>3</b>	<b>31</b>	<b>1.5</b>



### BRENDAN PALMER

Sophomore | 6-4 | 195  
G | Winston-Salem, N.C.

High School  
Forsyth Country Day

Major: Public Health

11

#### 2018-19 ACC Academic Honor Roll

##### AT THE RIM

- Has played in two games.
- Scored the first basket of his career versus Maryland Eastern Shore (12/29), making a contested layup and finishing with a career-high three rebounds.
- Came in off the bench in the final two minutes against Coppin State (11/8) in the home opener, earning his first career rebound and a steal.
- Appeared in four games in the 2018-19 season.
- Played in his first ACC game against Miami (Fla.).
- Appeared versus Central Connecticut State.
- Came in against St. Francis (Pa.).
- College debut was versus Northeastern.
- Member of the National Honor Society.
- Lettered previous season at Calvary Day School, where he also ran track.

##### CAREER HIGHS

Statistic	Value
Points	2 vs UMES 12/29/19
Rebounds	3 vs UMES 12/29/19
Steals	1 vs Coppin St. 11/08/19
FG Made	1 vs UMES 12/29/19
FG Attempts	2 vs Coppin St. 11/08/19, vs UMES 12/29/19
3FG Attempts	2 vs Coppin St. 11/08/19

##### GAME-BY-GAME STATS

Opponent	Date	GS	MIN	Total		3-Pointers		Free throws		Rebounds			PF	A	T/O	BLK	STL	PTS	AVG
				FG-FGA	PCT	3FG-3FGA	PCT	FT-FTA	PCT	OFF	DEF	TOT							
Coppin St.	11/08/19	*	02:09	0-2	.000	0-2	.000	0-0	.000	0	1	1	1.0	0	0	0	1	0	0.0
UMES	12/29/19	*	06:19	1-2	.500	0-1	.000	0-0	.000	1	2	3	2.0	0	0	1	0	2	1.0
<b>Totals</b>			<b>08:28</b>	<b>1-4</b>	<b>.250</b>	<b>0-3</b>	<b>.000</b>	<b>0-0</b>	<b>.000</b>	<b>1</b>	<b>3</b>	<b>4</b>	<b>2.0</b>	<b>0</b>	<b>0</b>	<b>1</b>	<b>0</b>	<b>2</b>	<b>1.0</b>

##### CAREER STATS

SEASON	TEAM	GP-GS	MIN	Field Goals		3-Point		F-Throws		Rebounds			Scoring							
				FG-FGA	FG%	3FG-FGA	3FG%	FT-FTA	FT%	OFF	DEF	TOT	AVG	PF	AST	T/O	BLK	STL	PTS	AVG
2018-19	Hokies	4-0	3/0.7	0-0	.000	0-0	.000	0-0	.000	0	0	0	0.0	0-0	0	0	0	0	0.0	
2019-20	Hokies	2-0	8/4.2	1-4	.250	0-3	.000	0-0	.000	1	3	4	2.0	0-0	0	1	0	1	2	1.0
<b>TOTAL</b>		<b>6-0</b>	<b>11/1.9</b>	<b>1-4</b>	<b>.250</b>	<b>0-3</b>	<b>.000</b>	<b>0-0</b>	<b>.000</b>	<b>1</b>	<b>3</b>	<b>4</b>	<b>0.7</b>	<b>0-0</b>	<b>0</b>	<b>1</b>	<b>0</b>	<b>1</b>	<b>2</b>	<b>0.3</b>



### P.J. HORNE

Junior | 6-6 | 225  
F | Tifton, Ga.

High School  
Tift County

Major: Sociology

14

#### 2018-19 ACC Academic Honor Roll

##### AT THE RIM

- Has played in all 21 games, starting each contest.
- Recorded six points, four rebounds, an assist, one steal and two blocks at Miami (Fla.) (1/28).
- Hit a 3-pointer, pulled down six boards and chipped in one assist and two steals at Boston College (1/25).
- Hit two clutch free throws to send the game into overtime on Tech's final possession in regulation vs. UNC (1/22) and finished with six points, five rebounds, one block and a steal.
- Posted nine points, five rebounds and a steal vs. 'Cuse (1/18).
- After only making one 3-pointer last year in 29 games, had his nine-game streak of making at least one this season snapped versus Chattanooga (12/11), with going 0 for 3 from downtown, but had five rebounds and a career-high two steals.
- Played in 29 games last season, starting four contests.

##### CAREER HIGHS

Statistic	Value
Points	16 vs Iowa 11/28/17
Rebounds	7 vs Miami (FL) 02/03/18, at Clemson 11/05/19, vs Michigan St. 11/25/19
Assists	3 vs Saint Francis (PA) 11/24/18
Steals	2 vs Chattanooga 12/11/19, vs VMI 12/21/19, at Boston College 01/25/20
Blocks	2 6 times
FG Made	6 4 times
FG Attempts	13 vs Duke 12/06/19
3FG Made	3 vs Coppin St. 11/08/19, vs Duke 12/06/19, vs BYU 11/27/19
3FG Attempts	9 at Virginia 01/04/20
FT Made	4 vs Iowa 11/28/17, vs N.C. A&T 12/28/17, vs Clemson 02/21/18
FT Attempts	7 vs Miami (FL) 02/03/18

##### GAME-BY-GAME STATS

Opponent	Date	GS	MIN	Total		3-Pointers		Free throws		Rebounds			PF	A	T/O	BLK	STL	PTS	AVG		
				FG-FGA	PCT	3FG-3FGA	PCT	FT-FTA	PCT	OFF	DEF	TOT								AVG	
at Clemson	11/05/19	*	35:41	3-7	.429	1-4	.250	1-1	1.000	0	7	7	7.0	1	2	1	0	0	8	8.0	
Coppin St.	11/08/19	*	22:36	3-5	.600	3-4	.750	0-0	.000	1	2	3	5.0	1	2	1	0	1	9	8.5	
USC Upstate	11/13/19	*	25:00	4-7	.571	1-2	.500	0-0	.000	0	4	4	7.0	3	0	1	1	0	9	8.7	
Lehigh	11/16/19	*	25:50	6-8	.750	2-4	.500	0-0	.000	4	1	5	4.8	1	0	2	0	0	14	10.0	
Delaware St.	11/20/19	*	15:21	3-6	.500	1-3	.333	0-0	.000	1	1	2	4.2	2	1	3	0	0	7	9.4	
vs Michigan St.	11/25/19	*	29:40	5-6	.833	2-2	1.000	0-1	.000	4	3	7	4.7	3	1	1	1	0	12	9.8	
vs Dayton	11/26/19	*	28:03	3-4	.750	1-2	.500	0-0	.000	1	2	3	4.4	2	1	1	2	1	7	9.4	
vs BYU	11/27/19	*	31:23	5-6	.833	3-4	.750	0-0	.000	0	4	4	4.4	1	1	1	1	0	13	9.9	
Duke	12/06/19	*	33:36	6-13	.462	3-8	.375	0-0	.000	0	6	6	4.6	1	0	1	2	0	15	10.4	
Chattanooga	12/11/19	*	32:17	1-6	.167	0-3	.000	0-0	.000	2	3	5	4.6	1	0	0	1	2	2	9.6	
Gardner-Webb	12/15/19	*	18:59	1-4	.250	1-3	.333	0-0	.000	0	5	5	4.6	4	0	2	0	1	3	9.0	
VMI	12/21/19	*	26:43	3-8	.375	0-4	.000	0-0	.000	1	3	4	4.6	1	0	1	0	2	6	8.8	
UMES	12/29/19	*	18:39	3-3	1.000	1-1	1.000	0-0	.000	1	4	5	4.6	0	0	0	1	1	7	8.6	
at Virginia	01/04/20	*	32:03	2-12	.167	0-9	.000	0-0	.000	1	4	5	4.6	3	0	1	0	0	4	8.3	
at Syracuse	01/07/20	*	23:28	5-8	.625	0-3	.000	2-2	1.000	1	1	2	4.5	3	0	1	0	1	12	8.5	
NC State	01/11/20	*	31:44	1-3	.333	1-2	.500	0-0	.000	1	5	6	4.6	4	0	1	0	1	3	8.2	
at Wake Forest	01/14/20	*	23:11	3-5	.600	1-3	.333	0-0	.000	0	5	5	4.6	2	0	2	2	0	7	8.1	
Syracuse	01/18/20	*	27:19	3-5	.600	1-2	.500	2-5	.400	0	5	5	4.6	0	0	0	0	1	9	8.2	
North Carolina	01/22/20	*	42:22	1-5	.200	1-4	.250	3-4	.750	0	5	5	4.6	4	0	2	1	1	6	8.1	
at Boston College	01/25/20	*	35:34	1-6	.167	1-4	.250	0-0	.000	0	6	6	4.7	2	1	1	0	2	3	7.8	
at Miami (FL)	01/28/20	*	36:39	2-7	.286	2-3	.667	0-0	.000	1	3	4	4.7	2	1	1	2	1	6	7.7	
<b>Totals</b>			<b>21</b>	<b>596:07</b>	<b>64-134</b>	<b>.478</b>	<b>26-74</b>	<b>.351</b>	<b>8-13</b>	<b>.615</b>	<b>19</b>	<b>79</b>	<b>98</b>	<b>4.7</b>	<b>41</b>	<b>10</b>	<b>24</b>	<b>13</b>	<b>15</b>	<b>162</b>	<b>7.7</b>

##### CAREER STATS

SEASON	TEAM	GP-GS	MIN	Field Goals		3-Point		F-Throws		Rebounds			Scoring							
				FG-FGA	FG%	3FG-FGA	3FG%	FT-FTA	FT%	OFF	DEF	TOT	AVG	PF	AST	T/O	BLK	STL	PTS	AVG
2017-18	Hokies	28-1	327/11.7	49-83	.590	2-6	.333	28-42	.667	31	36	67	2.4	40-2	2	18	7	4	128	4.6
2018-19	Hokies	29-4	379/13.1	42-74	.568	1-8	.125	12-16	.750	32	33	65	2.2	49-0	10	26	8	5	97	3.3
2019-20	Hokies	21-21	596/28.4	64-134	.478	26-74	.351	8-13	.615	19	79	98	4.7	41-0	10	24	13	15	162	7.7
<b>TOTAL</b>		<b>78-26</b>	<b>1302/16.7</b>	<b>155-291</b>	<b>.533</b>	<b>29-88</b>	<b>.330</b>	<b>48-71</b>	<b>.676</b>	<b>82</b>	<b>148</b>	<b>230</b>	<b>2.9</b>	<b>130-2</b>	<b>22</b>	<b>68</b>	<b>28</b>	<b>24</b>	<b>387</b>	<b>5.0</b>





### JALEN CONE

Freshman | 5-10 | 170  
G | Walkertown, N.C.

# 15

High School  
Walkertown

Major: Undecided

#### AT THE RIM

- Has played in all 21 games, drawing three starts.
- Makes 2.40 triples per game in ACC play, tied for sixth.
- Held scoreless for third time in his career and first with playing more than 10 minutes, owning two boards at Miami (1/28).
- Had his five-game streak of scoring in double figures snapped at BC (1/25), tallying six points and an assist.
- Hit a career-high six 3-pointers on his way to 18 points and pulled down a career-best seven rebounds vs. UNC (1/22).
- Posted 14 points – all in the first half – and an assist versus Syracuse (1/18), with 12 of those 14 points coming off four 3s.
- Top 100 prospect, ranked as the No. 8 point guard in the nation and a four-star prospect by 247Sports.com.
- Reclassified from the 2020 class and graduated from high school this past summer a year early.
- Ranked 53rd in the ESPN 100 rankings for the Class of 2020.
- Has a daughter named Ivy Faithe Cone.

#### CAREER HIGHS

Statistic	Value
Points	19 at Syracuse 01/07/20
Rebounds	7 vs North Carolina 01/22/20
Assists	4 vs Lehigh 11/16/19
Steals	1 vs Delaware St. 11/20/19, at Wake Forest 01/14/20
Blocks	1 vs North Carolina 01/22/20
FG Made	6 vs North Carolina 01/22/20
FG Attempts	13 vs North Carolina 01/22/20
3FG Made	6 vs North Carolina 01/22/20
3FG Attempts	11 vs North Carolina 01/22/20
FT Made	4 at Syracuse 01/07/20
FT Attempts	4 at Syracuse 01/07/20

#### GAME-BY-GAME STATS

Opponent	Date	GS	MIN	Total			3-Pointers			Free throws			Rebounds			PF	A	T/O	BLK	STL	PTS	AVG
				FG	FGA	PCT	3FG	3FGA	PCT	FT	FTA	PCT	OFF	DEF	TOT							
at Clemson	11/05/19	08:16	1-2	.500	1-1	1.000	0-0	.000	0	1	1.0	0	0	0	0	0	0	0	0	3	3.0	
Coppin St.	11/08/19	15:45	2-7	.286	1-4	.250	0-0	.000	0	1	1.0	2	0	3	0	0	0	0	0	5	4.0	
USC Upstate	11/13/19	14:16	4-5	.800	3-3	1.000	0-0	.000	0	1	1.0	3	0	1	0	0	0	0	0	11	6.3	
Lehigh	11/16/19	14:46	3-5	.600	2-4	.500	0-0	.000	0	1	1.0	2	4	1	0	0	0	0	0	8	6.8	
Delaware St.	11/20/19	17:55	5-8	.625	5-7	.714	2-2	1.000	1	0	1.0	1	1	2	0	1	1	0	0	17	8.8	
vs Michigan St.	11/25/19	09:17	1-1	1.000	0-0	.000	0-1	.000	0	2	2.0	1	2	3	0	2	0	0	0	2	7.7	
vs Dayton	11/26/19	07:20	0-1	.000	0-0	.000	0-0	.000	0	0	0.0	2	0	1	0	0	0	0	0	0	6.6	
vs BYU	11/27/19	05:53	0-3	.000	0-2	.000	2-2	1.000	0	0	0.0	0	0	0	0	0	0	0	0	2	6.0	
Duke	12/06/19	04:57	1-3	.333	0-0	.000	0-0	.000	0	0	0.0	0	0	0	0	0	0	0	0	2	5.6	
Chattanooga	12/11/19	14:26	1-3	.333	1-1	1.000	0-0	.000	0	1	1.0	1	0	1	0	0	0	0	0	3	5.3	
Gardner-Webb	12/15/19	15:42	2-6	.333	1-5	.200	1-1	1.000	0	1	1.0	0	1	1	0	0	0	0	0	6	5.4	
VMI	12/21/19	12:38	2-6	.333	2-3	.667	3-3	1.000	0	1	1.0	1	0	0	0	0	0	0	0	9	5.7	
UMES	12/29/19	25:11	4-7	.571	3-4	.750	0-0	.000	0	4	4.0	2	1	0	0	0	0	0	0	11	6.1	
at Virginia	01/04/20	09:30	0-3	.000	0-2	.000	0-0	.000	0	1	1.0	2	0	2	0	0	0	0	0	0	5.6	
at Syracuse	01/07/20	18:46	5-7	.714	5-7	.714	4-4	1.000	0	1	1.0	1	1	1	0	0	0	0	0	19	6.5	
NC State	01/11/20	21:13	3-8	.375	2-4	.500	2-2	1.000	0	1	1.0	2	0	0	0	0	0	0	0	10	6.8	
at Wake Forest	01/14/20	22:14	5-8	.625	4-6	.667	1-2	.500	0	0	0.0	0	0	1	0	0	0	0	0	15	7.2	
Syracuse	01/18/20	* 32:08	5-11	.455	4-8	.500	0-0	.000	0	0	0.0	2	1	1	0	0	0	0	0	14	7.6	
North Carolina	01/22/20	* 35:15	6-13	.462	6-11	.545	0-0	.000	1	6	6.0	3	2	2	1	0	0	0	0	18	8.2	
at Boston College	01/25/20	* 22:48	2-5	.400	2-4	.500	0-0	.000	0	0	0.0	1	4	1	3	0	0	0	0	6	8.1	
at Miami (FL)	01/28/20	14:33	0-2	.000	0-2	.000	0-0	.000	0	2	2.0	1	2	3	0	1	0	0	0	0	7.7	
<b>Totals</b>			<b>3</b>	<b>342:48</b>	<b>52-114</b>	<b>.456</b>	<b>42-78</b>	<b>.538</b>	<b>15-17</b>	<b>.882</b>	<b>2</b>	<b>24</b>	<b>26</b>	<b>1.2</b>	<b>35</b>	<b>12</b>	<b>22</b>	<b>1</b>	<b>2</b>	<b>161</b>	<b>7.7</b>	

#### CAREER STATS

SEASON	TEAM	GP-GS	MIN	Field Goals			3-Point			F-Throws			Rebounds			Scoring				
				FG	FGA	FG%	3FG	3FGA	3FG%	FT	FTA	FT%	OFF	DEF	TOT	AVG	PF	FO	AST	T/O
2019-20	Hokies	21-3	343/16.3	52-114	.456	42-78	.538	15-17	.882	2	24	26	1.2	35-0	12	22	1	2	161	7.7
<b>TOTAL</b>		<b>21-3</b>	<b>343/16.3</b>	<b>52-114</b>	<b>.456</b>	<b>42-78</b>	<b>.538</b>	<b>15-17</b>	<b>.882</b>	<b>2</b>	<b>24</b>	<b>26</b>	<b>1.2</b>	<b>35-0</b>	<b>12</b>	<b>22</b>	<b>1</b>	<b>2</b>	<b>161</b>	<b>7.7</b>



### JOHN OJIAKO (OH-gee-ah-co)

Freshman | 6-10 | 240  
F | Lagos, Nigeria

# 21

High School  
Admiral Farragut

Major: Undecided

#### AT THE RIM

- Has played in 20 games.
- Collected one rebound at Miami (Fla.) (1/28).
- Pulled down two boards in two minutes of action of at Boston College (1/25).
- Exploded for a near double-double in 20 minutes of action versus Maryland Eastern Shore (12/29), collecting a career-high 15 points, eight rebounds and a career-best three blocks.
- Pulled down a career-high nine rebounds and four points versus Gardner-Webb (12/15).
- Had a near double-double against Delaware State (11/20), recording nine points and seven rebounds - both career highs.
- Played at Admiral Farragut High School.
- Originally from Nigeria, played his high school basketball first in Kentucky and last year in St. Petersburg, Florida.
- Rated as No. 25 center in the nation and No. 10 player in Florida by ESPN.
- Three-star prospect on 247 Sports and Rivals.com.
- No. 21 player in Florida by 247 Sports.
- Hopes to become a medical doctor.

#### CAREER HIGHS

Statistic	Value
Points	15 vs UMES 12/29/19
Rebounds	9 vs Gardner-Webb 12/15/19
Assists	1 vs VMI 12/21/19
Steals	2 vs USC Upstate 11/13/19
Blocks	3 vs UMES 12/29/19
FG Made	5 vs UMES 12/29/19
FG Attempts	10 vs UMES 12/29/19
FT Made	5 vs UMES 12/29/19
FT Attempts	6 vs UMES 12/29/19

#### GAME-BY-GAME STATS

Opponent	Date	GS	MIN	Total			3-Pointers			Free throws			Rebounds			PF	A	T/O	BLK	STL	PTS	AVG
				FG	FGA	PCT	3FG	3FGA	PCT	FT	FTA	PCT	OFF	DEF	TOT							
at Clemson	11/05/19	04:10	0-0	.000	0-0	.000	0-0	.000	0	0	0.0	0	1	1	0	0	0	0	0	0	0.0	
Coppin St.	11/08/19	14:42	2-4	.500	0-0	.000	2-2	1.000	1	1	2.0	2	1	1	0	0	0	0	0	6	3.0	
USC Upstate	11/13/19	15:00	2-2	1.000	0-0	.000	0-0	.000	2	1	3.0	1	0	0	0	0	0	0	2	4	3.3	
Lehigh	11/16/19	13:02	0-1	.000	0-0	.000	0-0	.000	2	0	2.0	0	0	0	0	0	0	0	0	0	2.5	
Delaware St.	11/20/19	20:09	3-6	.500	0-0	.000	3-5	.600	3	4	7.0	3	0	4	0	2	1	0	0	9	3.8	
vs Michigan St.	11/25/19	10:06	1-1	1.000	0-0	.000	0-0	.000	1	1	2.0	2	0	0	0	0	0	0	0	1	0	3.6
vs Dayton	11/26/19	11:57	2-3	.667	0-0	.000	0-2	.000	1	0	1.0	2	6	0	0	0	0	0	0	4	3.4	
vs BYU	11/27/19	04:56	1-2	.500	0-0	.000	0-0	.000	1	1	2.0	2	0	1	0	0	0	0	0	2	3.4	
Duke	12/06/19	06:24	1-2	.500	0-0	.000	0-0	.000	0	0	0.0	2	0	0	0	0	0	0	0	2	3.2	
Chattanooga	12/11/19	04:56	1-2	.500	0-0	.000	0-0	.000	0	1	1.0	2	1	0	0	0	0	0	0	2	3.1	
Gardner-Webb	12/15/19	21:01	1-2	.500	0-0	.000	2-3	.667	2	7	9.0	2	0	0	0	0	0	0	0	4	3.2	
VMI	12/21/19	10:44	1-2	.500	0-0	.000	0-1	.000	0	0	0.0	2	5	3	1	0	0	0	2	1	3.1	
UMES	12/29/19	20:03	5-10	.500	0-0	.000	5-6	.833	4	4	8.0	2	9	1	0	0	0	0	0	15	4.0	
at Virginia	01/04/20	07:57	0-0	.000	0-0	.000	0-0	.000	0	1	1.0	2	0	0	0	0	0	0	0	0	3.7	
at Syracuse	01/07/20	06:16	1-2	.500	0-0	.000	0-1	.000	2	0	2.0	2	7	1	0	0	0	0	0	2	3.6	
NC State	01/11/20	08:16	0-0	.000	0-0	.000	0-0	.000	0	1	1.0	2	6	0	0	0	0	0	0	1	0	3.4
at Wake Forest	01/14/20	08:21	0-1	.000	0-0	.000	0-0	.000	0	1	1.0	2	6	5	0	0	0	0	0	0	3.2	
North Carolina	01/22/20	07:38	2-2	1.000	0-0	.000	1-2	.500	2	0	2.0	2	6	4	0	0	0	0	0	0	3.3	
at Boston College	01/25/20	03:22	0-0	.000	0-0	.000	0-0	.000	0	2	2.0	2	5	0	0	0	0	0	0	0	3.1	
at Miami (FL)	01/28/20	03:21	0-2	.000	0-0	.000	0-0	.000	0	1	1.0	1	0	0	0	0	0	0	0	0	3.0	
<b>Totals</b>			<b>0</b>	<b>202:30</b>	<b>23-44</b>	<b>.523</b>	<b>0-0</b>	<b>.000</b>	<b>13-22</b>	<b>.591</b>	<b>22</b>	<b>27</b>	<b>49</b>	<b>2.5</b>	<b>27</b>	<b>1</b>	<b>7</b>	<b>13</b>	<b>5</b>	<b>59</b>	<b>3.0</b>	

#### CAREER STATS



### TYRECE RADFORD (TIE-reese)

Redshirt Freshman | 6-1 | 205  
Baton Rouge, La.

High School  
Cushing Academy

Major: University Studies

# 23

#### AT THE RIM

- Has played in all 21 games, drawing 18 starts.
- Ranks 11th in the ACC in offensive rebounds per game with a 2.43 average. He has 48 on the year. Is 18th in the conference for rebounds per game with 6.48.
- His 12 free-throw attempts at Wake Forest (1/14) are tied for the second-most trips in an ACC game among ACC players.
- Recorded a career-high 24 points on 10-of-13 shooting with eight rebounds, one assist and three steals at Miami (1/28).
- Had a near double-double in just 18 minutes off the bench at Boston College (1/25), tallying seven points and nine rebounds, including five offensive.
- Only scored two points versus North Carolina (1/22), but they were arguably the biggest, as his floater in double-overtime proved to be the game-winner.
- Redshirted last year after being a four-year starter in the state of Louisiana during prep days.
- All-State at McKinley as a senior, averaging 22 points and six rebounds as a senior, leading Panthers to state semifinals.

#### CAREER HIGHS

Statistic	Value
Points	24 at Miami (FL) 01/28/20
Rebounds	13 at Wake Forest 01/14/20
Assists	5 vs UMES 12/29/19, vs Syracuse 01/18/20
Steals	4 at Wake Forest 01/14/20
Blocks	2 vs Coppin St. 11/08/19, vs NC State 01/11/20
FG Made	10 at Miami (FL) 01/28/20
FG Attempts	13 at Miami (FL) 01/28/20
3FG Made	1 vs Gardner-Webb 12/15/19
3FG Attempts	2 vs Lehigh 11/16/19, vs Gardner-Webb 12/15/19
FT Made	7 at Wake Forest 01/14/20
FT Attempts	12 at Wake Forest 01/14/20

#### GAME-BY-GAME STATS

Opponent	Date	GS	MIN	Total			3-Pointers			Free throws			Rebounds			PF	A	T/O	BLK	STL	PTS	AVG
				FG-FGA	PCT	3FG-3FGA	PCT	FT-FTA	PCT	OFF	DEF	TOT	AVG	PF	A							
Clemson	11/05/19	12:31	1-2	.500	0-0	.000	2-2	1.000	1	3	4	4.0	1	0	0	0	0	0	0	4	4.0	
Coppin St.	11/08/19	20:36	5-7	.714	0-1	.000	0-1	.000	1	7	8	6.0	2	1	0	2	0	10	7.0	10.0		
USC Upstate	11/13/19	18:59	3-4	.750	0-0	.000	0-0	.000	2	2	4	5.3	1	1	1	1	2	6	6.7	6.7		
Lehigh	11/16/19	29:03	4-6	.667	0-2	.000	0-0	.000	6	5	11	6.8	1	2	0	0	1	8	7.0	8.7		
Delaware St.	11/20/19	20:04	3-4	.750	0-0	.000	3-4	.750	3	5	8	7.0	2	2	1	0	1	9	7.4	9.7		
vs Michigan St.	11/25/19	09:47	0-0	.000	0-0	.000	0-0	.000	1	0	1	6.0	1	0	0	0	1	0	6.2	6.2		
vs Dayton	11/26/19	20:12	2-3	.667	0-1	.000	2-2	1.000	1	1	2	5.4	3	1	1	0	1	6	6.1	6.1		
vs BYU	11/27/19	19:51	4-5	.800	0-0	.000	1-2	.500	2	0	2	5.0	1	1	0	0	0	9	6.5	9.5		
Duke	12/06/19	24:29	6-7	.857	0-0	.000	0-0	.000	3	4	7	5.2	1	0	0	0	0	12	7.1	12.7		
Chattanooga	12/11/19	33:37	3-6	.500	0-0	.000	2-4	.500	4	3	7	5.4	3	1	0	0	2	8	7.2	8.7		
Gardner-Webb	12/15/19	26:35	4-7	.571	1-2	.500	1-2	.500	2	8	10	5.8	1	0	1	0	1	10	7.5	10.7		
VMI	12/21/19	26:21	3-9	.333	0-1	.000	1-2	.500	7	3	10	6.2	0	4	0	1	1	7	7.4	7.4		
UMES	12/29/19	18:00	5-8	.625	0-1	.000	3-4	.750	1	1	2	5.8	0	5	0	0	2	13	7.8	7.8		
at Virginia	01/04/20	26:42	2-2	1.000	0-0	.000	4-6	.667	1	2	3	5.6	0	0	1	0	2	8	7.9	7.9		
at Syracuse	01/07/20	24:32	2-2	1.000	0-0	.000	3-4	.750	1	8	9	5.9	4	2	1	0	0	7	7.8	7.8		
NC State	01/11/20	30:10	8-11	.727	0-0	.000	2-2	1.000	2	7	9	6.1	1	1	0	2	0	18	8.4	8.4		
at Wake Forest	01/14/20	34:33	7-9	.778	0-0	.000	7-12	.583	2	11	13	6.5	2	1	0	0	4	21	9.2	9.2		
Syracuse	01/18/20	24:17	0-4	.000	0-0	.000	2-2	1.000	2	4	6	6.4	2	5	0	0	0	2	8.8	8.8		
North Carolina	01/22/20	20:50	1-3	.333	0-0	.000	0-0	.000	1	2	3	6.3	0	0	1	1	0	2	8.4	8.4		
at Boston College	01/25/20	18:08	3-4	.750	0-0	.000	1-2	.500	5	4	9	6.4	1	0	2	0	0	7	8.4	8.4		
at Miami (FL)	01/28/20	27:08	10-13	.769	0-0	.000	4-5	.800	3	5	8	6.5	4	1	1	0	3	24	9.1	9.1		
<b>Totals</b>		<b>18</b>	<b>486:25</b>	<b>76-116</b>	<b>.655</b>	<b>1-8</b>	<b>.125</b>	<b>38-56</b>	<b>.679</b>	<b>51</b>	<b>85</b>	<b>136</b>	<b>6.5</b>	<b>31-0</b>	<b>28</b>	<b>10</b>	<b>7</b>	<b>21</b>	<b>191</b>	<b>9.1</b>		

#### CAREER STATS

SEASON	TEAM	GP-GS	MIN	AVG	Field Goals		3-Point		F-Throws		Rebounds			Scoring						
					FG-FGA	FG%	3FG-FGA	3FG%	FT-FTA	FT%	OFF	DEF	TOT	AVG	PF	AST	T/O	BLK	STL	PTS
2019-20	Hokies	21-18	486/23.2	76-116	.655	1-8	.125	38-56	.679	51	85	136	6.5	31-0	28	10	7	21	191	9.1
<b>TOTAL</b>	<b>21-18</b>	<b>486/23.2</b>	<b>76-116</b>	<b>.655</b>	<b>1-8</b>	<b>.125</b>	<b>38-56</b>	<b>.679</b>	<b>51</b>	<b>85</b>	<b>136</b>	<b>6.5</b>	<b>31-0</b>	<b>28</b>	<b>10</b>	<b>7</b>	<b>21</b>	<b>191</b>	<b>9.1</b>	



### BRANDEN JOHNSON

Graduate Student | 6-8 | 230  
F | Garfield Heights, Ohio

High School / Last School  
Garfield Heights / Alabama State

Major: Curriculum and Instruction

# 24

#### AT THE RIM

- Has played in seven games.
- Played a career-high seven minutes and had a rebound and a steal at Wake Forest (1/14).
- Grabbed a career-best two rebounds in a career-high seven minutes of action versus Maryland Eastern Shore (12/29).
- Came in for the first half for two minutes against VMI (12/21).
- Took his first shot of the season versus Gardner-Webb (12/15), a contested layup on the right block.
- Played five minutes off the bench against Delaware State (11/20).
- Earned his first block as a Hokie versus Lehigh (11/16).
- Came in off the bench and played five minutes against Coppin State (11/8) in the home opener, grabbing a rebound.
- A grad transfer from Alabama State that played in 66 games with 46 starts.
- Averaged four points and four rebounds per game in 2018-19.
- Scored in double-figures in three games last season, including a double-double (11 points, 13 rebounds) against Birmingham-Southern.
- 2018-19 Preseason All-SWAC second team pick.

#### CAREER HIGHS

Statistic	Value
Points	16 at Prairie View 02/24/18
Rebounds	17 at Prairie View 02/24/18
Assists	1 11 times
Steals	2 at Iowa 11/12/17, at South Dakota St. 11/14/17, at Jacksonville St. 11/30/17
Blocks	6 vs Jackson St. 03/01/18
FG Made	7 at Prairie View 02/24/18
FG Attempts	9 at Texas Southern 02/26/18
3FG Attempts	1 at Ark.-Pine Bluff 02/05/18, vs Fort Valley St. 12/29/16
FT Made	6 at Alabama A&M 02/10/18
FT Attempts	12 vs Birmingham-So. 11/14/18

#### GAME-BY-GAME STATS

Opponent	Date	GS	MIN	Total			3-Pointers			Free throws			Rebounds			PF	A	T/O	BLK	STL	PTS	AVG
				FG-FGA	PCT	3FG-3FGA	PCT	FT-FTA	PCT	OFF	DEF	TOT	AVG	PF	A							
Coppin St.	11/08/19	04:51	0-0	.000	0-0	.000	0-0	.000	0	1	1	1.0	0	0	0	0	0	0	0	0.0		
Lehigh	11/16/19	04:29	0-0	.000	0-0	.000	0-0	.000	0	1	1	1.0	0	0	0	1	0	0	0	0.0		
Delaware St.	11/20/19	04:42	0-0	.000	0-0	.000	0-0	.000	0	0	0	0.0	0	0	0	1	0	0	0	0.0		
Gardner-Webb	12/15/19	03:32	0-1	.000	0-0	.000	0-0	.000	0-0	0	0	0.0	1	0	0	0	0	0	0	0.0		
VMI	12/21/19	01:38	0-0	.000	0-0	.000	0-0	.000	0-0	0	0	0.0	0	0	0	0	0	0	0	0.0		
UMES	12/29/19	07:09	0-2	.000	0-0	.000	0-0	.000	0-0	0	0	0.0	1	1	2	0.8	4	0	0	0.0		
at Wake Forest	01/14/20	07:28	0-1	.000	0-0	.000	0-0	.000	0	0	1	1.0	0	1	0.9	1	0	0	1	0.0		
<b>Totals</b>		<b>0</b>	<b>33:49</b>	<b>0-4</b>	<b>.000</b>	<b>0-0</b>	<b>.000</b>	<b>0-0</b>	<b>.000</b>	<b>0-0</b>	<b>0-0</b>	<b>.000</b>	<b>2</b>	<b>4</b>	<b>6</b>	<b>0.9</b>	<b>6</b>	<b>0</b>	<b>1</b>	<b>1</b>	<b>0</b>	<b>0.0</b>

#### CAREER STATS

SEASON	TEAM	GP-GS	MIN	AVG	Field Goals		3-Point		F-Throws		Rebounds			Scoring						
					FG-FGA	FG%	3FG-FGA	3FG%	FT-FTA	FT%	OFF	DEF	TOT	AVG	PF	AST	T/O	BLK	STL	PTS
2016-17	ALST	4-0	8/2.0	0-3	.000	0-1	.000	0-0	.000	1	0	1	0.3	1-0	0	1	0	0	0	0.0
2017-18	ALST	31-31	752/24.3	99-154	.643	0-1	.000	40-108	.370	79	133	212	6.8	74-1	8	37	48	18	238	7.7
2018-19	ALST	31-15	525/16.9	53-85	.624	0-0	.000	27-70	.386	46	68	114	3.7	46-0	3	20	19	7	133	4.3
2019-20	Hokies	7-0	34/4.8	0-4	.000	0-0	.000	0-0	.000	2	4	6	0.9	6-0	0	1	1	0	0	0.0
<b>TOTAL FOR Hokies</b>	<b>7-0</b>	<b>34/4.8</b>	<b>0-4</b>	<b>.000</b>	<b>0-0</b>	<b>.000</b>	<b>0-0</b>	<b>.000</b>	<b>0-0</b>	<b>.000</b>	<b>2</b>	<b>4</b>	<b>6</b>	<b>0.9</b>	<b>6-0</b>	<b>0</b>	<b>1</b>	<b>1</b>	<b>0</b>	<b>0.0</b>
<b>TOTAL</b>		<b>73-46</b>	<b>1319/18.1</b>	<b>152-246</b>	<b>.618</b>	<b>0-2</b>	<b>.000</b>	<b>67-178</b>	<b>.376</b>	<b>128</b>	<b>205</b>	<b>333</b>	<b>4.6</b>	<b>127-1</b>	<b>11</b>	<b>58</b>	<b>68</b>	<b>26</b>	<b>371</b>	<b>5.1</b>





**GRANT YATES**

Sophomore | 6-8 | 210  
F | Gainesville, Va.

High School / Last School  
Battlefield / Christopher Newport

Major: Business

13

**AT THE RIM**

- Due to NCAA transfer rules, will have to sit out this season.
- Walk-on after transferring from Christopher Newport University.
- At Christopher Newport, he appeared in 19 games as a freshman in the 2018-19 season.
- Scored 17 points and grabbed 11 rebounds on the season.

**CAREER HIGHS**

**GAME-BY-GAME STATS**



**RYAN PAYNE**

Junior | 6-8 | 220  
F | Mechansville, Va.

High School  
Hanover

Major: Finance

25

**AT THE RIM**

- Team manager.
- Three-year letterwinner at Hanover High School under head coach Darren Thornton.
- VHSL 4A first-team all-state.
- Conference 20 Player of the Year.
- Three-time all-academic team.

**CAREER HIGHS**

**GAME-BY-GAME STATS**



**KEVE ALUMA** ((Kev-aye))

Junior | 6-9 | 240  
F | Berline, Md.

High School/Last School  
Stephen Dcatur / Wofford

Major: Human Development

22

**AT THE RIM**

- Due to NCAA transfer rules, will have to sit out this season.
- Played in 68 games, including starting 34 contests his sophomore season at Wofford.
- Averaged seven points and seven rebounds per game in 2018-19.
- Racked up the second-most rebounds on the team with 239.
- Scored in double figures eight times and recorded two double-doubles
- Had a knack on the offensive glass, ranking fifth in the SoCon with 2.8 offensive rebounds per game in league action.
- In his free time, he enjoys playing soccer.

**CAREER HIGHS**

Statistic	Value
Points	14 vs Mars Hill 11/23/18, vs The Citadel 01/03/19
Rebounds	12 vs Samford 01/24/19
Assists	4 at Oklahoma 11/18/18
Steals	3 vs Samford 01/24/19
Blocks	3 at Furman 02/23/19, at ETSU 02/07/19, vs VMI 03/09/19
FG Made	6 vs Chattanooga 01/26/19, vs Samford 01/24/19
FG Attempts	9 vs Samford 01/24/19
3FG Attempts	1 at High Point 11/10/18
FT Made	6 vs Mars Hill 11/23/18, at Mercer 01/31/19, vs Seton Hall 03/21/19
FT Attempts	9 at Mercer 01/31/19

**CAREER STATS**

SEASON	TEAM	GP-GS	MIN	Field Goals		3-Point		F-Throws		Rebounds			Scoring								
				FG-FGA	FG%	3FG-FGA	3FG%	FT-FTA	FT%	OFF	DEF	TOT	AVG	PF-FO	AST	TO	BLK	STL	PTS	AVG	
2017-18	WOF	33-2	439	133	30-53	.566	0-0	.000	24-42	.571	45	68	113	3.4	63-2	18	20	13	6	84	2.5
2018-19	WOF	35-34	930	266	94-141	.667	0-1	.000	54-94	.574	92	147	239	6.8	81-3	34	36	31	23	242	6.9
<b>TOTAL FOR Hokies</b>		<b>0-0</b>	<b>0/0.0</b>	<b>0-0</b>	<b>.000</b>	<b>0-0</b>	<b>.000</b>	<b>0-0</b>	<b>.000</b>	<b>0</b>	<b>0</b>	<b>0</b>	<b>0.0</b>	<b>0-0</b>	<b>0</b>	<b>0</b>	<b>0</b>	<b>0</b>	<b>0</b>	<b>0</b>	<b>0.0</b>
<b>TOTAL</b>		<b>68-36</b>	<b>1369/20.1</b>	<b>124-194</b>	<b>.639</b>	<b>0-1</b>	<b>.000</b>	<b>78-136</b>	<b>.574</b>	<b>137</b>	<b>215</b>	<b>352</b>	<b>5.2</b>	<b>144-5</b>	<b>52</b>	<b>56</b>	<b>44</b>	<b>29</b>	<b>326</b>	<b>4.8</b>	



## NCAA STATS

Statistic	National Rank	Conference Rank	Value	National Leader	Value	Conference Leader	Value
3-pt Field Goal Attempts (350 ranked)	27	1	580	North Florida	733	Virginia Tech	580
Assist Turnover Ratio (350 ranked)	3	2	1.58	Notre Dame	1.79	Notre Dame	1.79
Assists Per Game (350 ranked)	34	3	15.5	Belmont	19.0	Notre Dame	17.5
Blocked Shots Per Game (350 ranked)	223	12	2.8	FIU	6.9	Duke	6.4
Defensive Rebounds per Game (350 ranked)	78	5	27.24	Yale	31.00	North Carolina	29.55
Fewest Fouls (350 ranked)	18	4	292	Cornell	228	Notre Dame	250
Fewest Turnovers (350 ranked)	8	2	206	Cornell	178	Notre Dame	196
Field-Goal Percentage (350 ranked)	201	8	43.3	Dayton	52.8	Duke	48.5
Field-Goal Percentage Defense (350 ranked)	84	6	40.7	Virginia	35.8	Virginia	35.8
Free Throw Attempts (350 ranked)	317	14	312	Arkansas St.	590	Wake Forest	476
Free Throws Made (349 ranked)	319	14	216	Arkansas St.	415	Wake Forest	356
Free-Throw Percentage (350 ranked)	215	10	69.2	Pepperdine	80.8	Florida St.	76.6
Offensive Rebounds Per Game (350 ranked)	310	15	8.10	Portland St.	15.09	North Carolina	14.00
Personal Fouls Per Game (350 ranked)	9	4	13.9	Notre Dame	12.5	Notre Dame	12.5
Rebound Margin (350 ranked)	217	11	-0.5	Houston	10.2	North Carolina	9.5
Scoring Defense (350 ranked)	41	4	63.3	Virginia	50.7	Virginia	50.7
Scoring Margin (350 ranked)	77	5	7.5	Gonzaga	22.2	Duke	18.7
Scoring Offense (350 ranked)	192	10	70.9	Gonzaga	88.9	Duke	82.7
Steals Per Game (350 ranked)	207	9	6.1	SFA	11.0	Florida St.	9.8
Three Pt FG Defense (350 ranked)	92	6	31.0	Arkansas	24.6	Louisville	29.3
Three-Point Field Goals Per Game (350 ranked)	8	1	10.3	North Florida	12.1	Virginia Tech	10.3
Three-Point Field-Goal Percentage (350 ranked)	31	2	37.2	Saint Mary's (CA)	42.4	Louisville	39.1
Total 3-point FGM (350 ranked)	12	1	216	North Florida	278	Virginia Tech	216
Total Assists (350 ranked)	41	3	326	Belmont	418	Notre Dame	350
Total Blocks (350 ranked)	222	12	59	FIU	151	Duke	127
Total Rebounds (350 ranked)	204	9	742	Gonzaga	952	North Carolina	871
Total Rebounds Per Game (350 ranked)	205	10	35.33	North Carolina	43.55	North Carolina	43.55
Total Steals (350 ranked)	202	9	129	Nicholls St.	234	Florida St.	195
Turnover Margin (347 ranked)	49	6	2.6	UNC Greensboro	7.3	Florida St.	5.2
Turnovers Forced (350 ranked)	268	11	12.38	SFA	22.90	Florida St.	18.40
Turnovers Per Game (350 ranked)	3	2	9.8	Liberty	9.7	Notre Dame	9.8
Won-Lost Percentage (350 ranked)	79	5	66.7	San Diego St.	100.0	Louisville	85.7

Statistic	Player	National Rank	Conference Rank	Value	National Leader	Value	Conference Leader	Value
3-pt Field Goal Attempts (249 ranked)	Landers Nolley II	61	3	150	Jhivvan Jackson, UTSA	231	Buddy Boeheim, Syracuse	186
Assist Turnover Ratio (250 ranked)	Wabissa Bede	5	1	3.50	Grayson Murphy, Belmont	4.03	Wabissa Bede, Virginia Tech	3.50
Assists Per Game (249 ranked)	Wabissa Bede	19	3	6.3	Javon Levi, UTRGV	8.7	Tre Jones, Duke	6.8
Blocked Shots Per Game (219 ranked)					Osasumwen Osaghae, FIU	4.18	Manny Bates, NC State	3.05
Defensive Rebounds per Game (247 ranked)	Landers Nolley II	244	15	4.86	John Mooney, Notre Dame	9.58	John Mooney, Notre Dame	9.58
Double Doubles (227 ranked)					Nathan Knight, William & Mary	17	John Mooney, Notre Dame	16
Field-Goal Percentage (250 ranked)					Udoka Azubuike, Kansas	78.0	Vernon Carey, Duke	59.5
Free Throw Attempts (244 ranked)					Jayden Gardner, East Carolina	181	Vernon Carey, Duke	133
Free Throws Made (242 ranked)					Markus Howard, Marquette	144	Olivier Sarr, Wake Forest	91
Free-Throw Percentage (250 ranked)	Landers Nolley II	181	6	78.9	Nathan Hoover, Wofford	95.4	Kihei Clark, Virginia	88.7
Minutes Per Game (250 ranked)					Jahlil Jenkins, Fairleigh Dickinson	39:01	Elijah Hughes, Syracuse	38:07
Offensive Rebounds Per Game (246 ranked)	Tyrece Radford	153	11	2.43	Cletrell Pope, Bethune-Cookman	4.67	John Mooney, Notre Dame	3.79
Points Per Game (250 ranked)	Landers Nolley II	82	3	17.7	Markus Howard, Marquette	27.8	Jordan Nwora, Louisville	19.5
Rebounds Per Game (250 ranked)					Kevin Marfo, Quinnipiac	13.7	John Mooney, Notre Dame	13.4
Steals Per Game (246 ranked)					Jacob Gilyard, Richmond	3.24	Steffon Mitchell, Boston College	2.40
Three-Point Field Goals Per Game (243 ranked)	Landers Nolley II	71	5	2.62	Dru Kuxhausen, McNeese	4.38	Buddy Boeheim, Syracuse	3.57
	Jalen Cone	243	9	2.00				
Three-Point Field-Goal Percentage (100 ranked)	Landers Nolley II	69	5	36.7	Tyler Hagedorn, South Dakota	56.7	Jordan Nwora, Louisville	43.9
Total 3-point FGM (244 ranked)	Landers Nolley II	67	3	55	Dru Kuxhausen, McNeese	92	Buddy Boeheim, Syracuse	75
	Jalen Cone	244	9	42				
Total Assists (245 ranked)	Wabissa Bede	13	1	133	Colbey Ross, Pepperdine	162	Wabissa Bede, Virginia Tech	133
Total Blocks (240 ranked)					Osasumwen Osaghae, FIU	92	James Banks III, Georgia Tech	59
Total Field Goal Attempts (250 ranked)	Landers Nolley II	38	1	315	Jhivvan Jackson, UTSA	459	Landers Nolley II, Virginia Tech	315
Total Field Goals Made (247 ranked)	Landers Nolley II	92	4	128	Terry Taylor, Austin Peay	193	Jordan Nwora, Louisville	141
Total Minutes (250 ranked)					Jordan Ford, Saint Mary's (CA)	854:13	Elijah Hughes, Syracuse	800:40
Total Points (249 ranked)	Landers Nolley II	81	3	371	Jhivvan Jackson, UTSA	573	Jordan Nwora, Louisville	410
Total Rebounds (244 ranked)					Elyjah Goss, IUPUI	266	John Mooney, Notre Dame	254
Total Steals (239 ranked)					Jacob Gilyard, Richmond	68	Steffon Mitchell, Boston College	48
Triple Doubles (1 ranked)					18 players tied	1	Markell Johnson, NC State	1





# LAST FOUR BOX SCORES



Official Basketball Box Score - Final  
**Syracuse at Virginia Tech**  
 01/18/20 Cassel Coliseum, Blacksburg, VA  
 2019-20 Men's Basketball

Game Time: 5:00 PM  
 Game Duration: 1:47  
 Attendance: 9,275

Officials: Brian Dorsey, Leske Jones, Jeff Pon

Syracuse - 71

Record: 11-7 (4-3)

NO. Name	Min	FG		3P		FT		Rebounds		Fouls		TP	AS	TO	ST	Blocks		+/-
		M/A	M/A	M/A	M/A	OR	DR	OR	DR	PF	FD					BS	BA	
21 Marek Dolezal	F 40:00	5-7	0-0	1-2	1	10	11	1	4	11	2	1	1	1	0	0	2	
34 Elijah Hughes	F 40:00	6-18	1-7	4-5	0	7	7	1	4	17	2	1	1	0	0	0	2	
34 Bourama Sidibe	F 15:54	2-2	0-0	0-0	1	4	5	4	0	4	0	0	0	1	0	0	-7	
11 Joseph Girard III	G 24:22	3-6	0-1	0-0	0	0	0	0	0	0	1	1	1	0	0	0	-13	
35 Buddy Boehm	G 40:00	10-20	5-13	1-2	1	1	2	2	26	2	1	0	0	0	0	2		
1 Quincy Guernier	24:13	2-3	0-1	1-1	2	7	9	4	3	5	2	0	2	0	0	10		
10 Howard Washington	15:31	1-4	0-2	0-0	0	1	1	0	0	2	1	0	1	0	1	14		
Team					0	0	0	0	0	0	0	0	0	0	0	0		
Totals		29-60	6-24	7-10	5	30	35	14	14	71	10	4	6	2	1	2		

Technical Fouls: NONE

Shooting By Period	
1 <sup>st</sup> FG%	15-32 46.9%
3PT%	4-13 30.8%
FT%	2-2 100%
2 <sup>nd</sup> FG%	14-28 50.0%
3PT%	2-11 18.2%
FT%	5-8 62.5%
GM FG%	29-60 48.3%
3PT%	6-24 25.0%
FT%	7-10 70.0%

Dead Ball Rebounds: 1-0

Virginia Tech - 69

Record: 13-5 (4-3)

NO. Name	Min	FG		3P		FT		Rebounds		Fouls		TP	AS	TO	ST	Blocks		+/-
		M/A	M/A	M/A	M/A	OR	DR	OR	DR	PF	FD					BS	BA	
2 Landers Nolley II	F 39:14	5-16	3-13	0-0	0	6	6	1	5	13	7	4	0	1	0	0	0	
14 P.J. Horne	F 27:19	3-5	1-2	2-5	0	5	5	0	4	9	0	0	1	0	1	3		
3 Wabissa Bede	G 25:13	4-7	1-3	0-1	2	3	5	4	1	9	3	0	0	0	0	0	5	
15 Jalen Cone	G 32:08	5-11	4-8	0-0	0	0	2	1	14	1	1	0	0	0	0	-13		
23 Tyrece Radford	G 24:17	0-4	0-0	2-2	2	4	6	2	2	5	0	0	0	0	0	1		
4 Nahiem Alleyne	28:32	6-7	5-6	0-0	0	3	3	1	0	17	4	0	0	0	0	0	5	
1 Isaiah Wilkins	14:36	2-6	1-2	0-0	1	2	3	0	5	2	2	0	0	1	0	-6		
0 Hunter Cattoor	08:41	0-3	0-3	0-0	0	1	2	0	0	0	0	0	0	0	0	-5		
Team					2	3	5	0	0	0	0	0	0	0	0	0		
Totals		25-59	15-37	4-8	7	26	33	14	14	69	22	7	1	1	2	2		

Technical Fouls: NONE

Shooting By Period	
1 <sup>st</sup> FG%	10-30 33.3%
3PT%	7-19 36.8%
FT%	1-3 33.3%
2 <sup>nd</sup> FG%	15-29 51.7%
3PT%	6-18 44.4%
FT%	6-8 75.0%
GM FG%	25-59 42.4%
3PT%	15-37 40.5%
FT%	4-8 50.0%

Dead Ball Rebounds: 1-2

Biggest lead		Orange		Hokies	
16 (1 <sup>st</sup> 4:05)	7 (1 <sup>st</sup> 16:32)				
Best Scoring Run	11 (1 <sup>st</sup> 6:12)	8 (1 <sup>st</sup> 16:32)			
Lead Changes	4	3			
Times Tied	2				
Time with Lead	32:50	05:41			

Points from Turnovers		Orange		Hokies	
13	3				
Paint	34	12			
Second Chance	6	6			
Fast Breaks	6	0			
Bench	7	22			

Period by Period Scoring			
1st	2nd	TOT	
Orange	36	35	71
Hokies	28	41	69



Official Basketball Box Score - Final  
**North Carolina at Virginia Tech**  
 01/23/20 Cassel Coliseum, Blacksburg, VA  
 2019-20 Men's Basketball

Game Time: 1:00 AM  
 Game Duration: 2:33  
 Attendance: 9,275

Officials: Tony Henderson, Jeffrey Anderson, Tommy Morrissey

North Carolina - 77

Record: 8-10 (1-6)

NO. Name	Min	FG		3P		FT		Rebounds		Fouls		TP	AS	TO	ST	Blocks		+/-
		M/A	M/A	M/A	M/A	OR	DR	OR	DR	PF	FD					BS	BA	
5 Armando Bacot	F 28:11	3-7	0-0	3-3	1	3	4	5	2	9	4	1	0	0	0	0	13	
15 Garrison Brooks	F 48:21	11-18	0-1	6-8	1	12	13	3	6	28	6	4	0	0	0	0	-4	
32 Justin Pierce	F 45:53	6-10	3-5	0-2	2	6	8	3	2	15	0	3	0	0	0	0	-4	
1 Leaky Black	G 47:21	3-10	3-6	3-4	2	6	8	1	2	12	2	4	0	1	0	-2		
3 Andrew Platek	G 48:00	2-11	1-8	2-3	0	5	5	1	4	7	3	1	0	1	2	-1		
13 Jeremiah Francis	22:52	2-5	0-1	0-0	0	3	3	1	1	4	2	0	1	0	1	-17		
55 Christian Keeling	08:22	1-3	0-1	0-0	0	1	1	0	2	0	0	0	0	0	0	-2		
Team					0	1	1	0	0	0	0	0	0	0	0	0		
Totals		28-64	7-22	14-20	6	37	43	15	17	77	17	13	1	2	3	2		

Technical Fouls: NONE

Shooting By Period	
1 <sup>st</sup> FG%	16-31 51.6%
3PT%	3-8 37.5%
FT%	1-1 100%
2 <sup>nd</sup> FG%	7-21 33.3%
3PT%	4-8 50.0%
FT%	6-12 50%
3 <sup>rd</sup> FG%	5-12 41.7%
3PT%	0-6 0.0%
FT%	7-7 100%
GM FG%	28-64 43.8%
3PT%	7-22 31.8%
FT%	14-20 70.0%

Dead Ball Rebounds: 3-0

Virginia Tech - 79

Record: 14-5 (5-3)

NO. Name	Min	FG		3P		FT		Rebounds		Fouls		TP	AS	TO	ST	Blocks		+/-
		M/A	M/A	M/A	M/A	OR	DR	OR	DR	PF	FD					BS	BA	
2 Landers Nolley II	F 44:25	5-17	2-8	10-11	1	6	7	3	5	22	2	3	0	0	1	-6		
14 P.J. Horne	F 42:22	1-5	1-4	3-4	0	5	5	4	3	6	0	2	1	1	0	5		
3 Wabissa Bede	G 44:19	3-9	1-2	1-2	0	5	5	2	2	8	1	2	0	1	0	1		
15 Jalen Cone	G 35:15	6-13	6-11	0-0	1	6	7	3	0	18	2	2	0	1	0	4		
23 Tyrece Radford	G 20:50	1-3	0-0	0-0	1	2	3	0	2	2	0	1	0	1	0	-12		
0 Hunter Cattoor	15:49	1-3	1-2	2-2	0	2	2	1	2	5	1	0	1	0	0	1		
1 Isaiah Wilkins	05:35	1-2	0-1	0-0	0	1	1	0	0	2	0	0	0	0	0	8		
4 Nahiem Alleyne	33:47	4-11	3-9	0-0	0	2	2	0	0	11	3	0	0	0	0	12		
21 John Ojako	07:38	2-2	0-0	1-2	0	2	2	4	1	5	0	0	0	0	0	0		
Team					3	2	5	0	0	0	0	0	0	0	0	0		
Totals		24-65	14-37	17-21	8	31	39	17	15	79	16	9	4	3	2	2		

Technical Fouls: NONE

Shooting By Period	
1 <sup>st</sup> FG%	10-29 34.5%
3PT%	4-15 26.7%
FT%	6-6 100%
2 <sup>nd</sup> FG%	8-23 34.8%
3PT%	7-15 46.7%
FT%	7-9 77.8%
3 <sup>rd</sup> FG%	6-13 46.2%
3PT%	3-7 42.9%
FT%	4-6 66.7%
GM FG%	24-65 36.9%
3PT%	14-37 37.8%
FT%	17-21 81.0%

Dead Ball Rebounds: 0-2

Biggest lead		Heels		Hokies	
12 (2 <sup>nd</sup> 13:18)	3 (1 <sup>st</sup> 11:23)				
Best Scoring Run	9 (1 <sup>st</sup> 2:02)	8 (2 <sup>nd</sup> 10:11)			
Lead Changes	9	2			
Times Tied	7				
Time with Lead	39:26	07:24			

Points from Turnovers		Heels		Hokies	
8	4				
Paint	40	20			
Second Chance	2	10			
Fast Breaks	0	9			
Bench	6	23			

Period by Period Scoring					
1st	2nd	OT1	OT2	TOT	
Heels	36	24	7	10	77
Hokies	30	30	7	12	79



Official Basketball Box Score - Final  
**Virginia Tech at Boston College**  
 01/25/20 Silvio O. Conte Forum, Chestnut Hill, Mass.  
 2019-20 Men's Basketball

Game Time: 7:00 PM  
 Game Duration: 1:59  
 Attendance: 6,981

Officials: Roger Ayers, Raymie Spivey, Sean Hull

Virginia Tech - 56

Record: 14-5 (4-4)

NO. Name	Min	FG		3P		FT		Rebounds		Fouls		TP	AS	TO	ST	Blocks		+/-
		M/A	M/A	M/A	M/A	OR	DR	OR	DR	PF	FD					BS	BA	
14 P.J. Horne	F 35:34	1-6	1-4	0-0	0	6	6	2	1	3	1	1	2	0	0	-6		
0 Hunter Cattoor	G 18:58	1-3	1-2	0-0	0	3	3	2										

## COMBINED SEASON STATS

### Game Records

Record	Overall	Home	Away	Neutral
ALL GAMES	14-7	10-2	3-3	1-2
CONFERENCE	5-5	2-2	3-3	0-0
NON-CONFERENCE	9-2	8-0	0-0	1-2

### Score by Periods

Team	1st	2nd	OT	TOT
Virginia Tech	698	771	19	1488
Opponents	643	670	17	1330

### Team Box Score

No.	Player	Total					3-Point		F-Throw		Rebounds				Other							
		GP-GS	MIN	AVG	FG-FGA	FG%	3FG-FGA	3FG%	FT-FTA	FT%	OFF	DEF	TOT	AVG	PF	DQ	A	TO	BLK	STL	PTS	AVG
2	NOLLEY II, Landers	21-20	653:19	31.1	128-315	.406	55-150	.367	60-76	.789	14	102	116	5.5	40	1	55	62	6	18	371	17.7
4	ALLEYNE, Nahiem	21-16	556:21	26.5	65-162	.401	35-86	.407	35-49	.714	5	49	54	2.6	23	0	31	14	5	8	200	9.5
23	RADFORD, Tyrece	21-18	486:25	23.2	76-116	.655	1-8	.125	38-56	.679	51	85	136	6.5	31	0	28	10	7	21	191	9.1
14	HORNE, P.J.	21-21	596:07	28.4	64-134	.478	26-74	.351	8-13	.615	19	79	98	4.7	41	0	10	24	13	15	162	7.7
15	CONE, Jalen	21-3	342:48	16.3	52-114	.456	42-78	.538	15-17	.882	2	24	26	1.2	35	0	12	22	1	2	161	7.7
0	CATTOOR, Hunter	20-3	428:19	21.4	41-100	.410	31-79	.392	13-20	.650	4	47	51	2.6	28	0	27	9	4	18	126	6.3
3	BEDE, Wabissa	21-21	639:24	30.4	46-126	.365	9-43	.209	21-41	.512	8	76	84	4.0	41	1	133	38	7	26	122	5.8
1	WILKINS, Isaiah	21-3	302:30	14.4	32-100	.320	17-59	.288	13-18	.722	17	45	62	3.0	20	1	29	10	2	14	94	4.5
21	OJIAKO, John	20-0	202:30	10.1	23-44	.523	0-0	.000	13-22	.591	22	27	49	2.5	27	1	1	7	13	5	59	3.0
11	PALMER, Brendan	2-0	08:28	4.2	1-4	.250	0-3	.000	0-0	.000	1	3	4	2.0	0	0	0	1	0	1	2	1.0
24	JOHNSON, Branden	7-0	33:49	4.8	0-4	.000	0-0	.000	0-0	.000	2	4	6	0.9	6	0	0	0	1	1	0	0.0
Team												25	31	56				9				
<b>Total</b>		<b>21</b>			<b>528-1219</b>	<b>.433</b>	<b>216-580</b>	<b>.372</b>	<b>216-312</b>	<b>.692</b>	<b>170</b>	<b>572</b>	<b>742</b>	<b>35.3</b>	<b>292</b>	<b>4</b>	<b>326</b>	<b>206</b>	<b>59</b>	<b>129</b>	<b>1488</b>	<b>70.9</b>
<b>Opponents</b>		<b>21</b>			<b>494-1213</b>	<b>.407</b>	<b>164-529</b>	<b>.310</b>	<b>178-271</b>	<b>.657</b>	<b>181</b>	<b>571</b>	<b>752</b>	<b>35.8</b>	<b>310</b>	<b>-</b>	<b>263</b>	<b>260</b>	<b>56</b>	<b>87</b>	<b>1330</b>	<b>63.3</b>

### Team Statistics

	Hokies	OPP
<b>Scoring</b>	<b>1488</b>	<b>1330</b>
Points per game	70.9	63.3
Scoring margin	+7.6	-
<b>Field goals-att</b>	<b>528-1219</b>	<b>494-1213</b>
Field goal pct	.433	.407
<b>3 point fg-att</b>	<b>216-580</b>	<b>164-529</b>
3-point FG pct	.372	.310
3-pt FG made per game	10.3	7.8
<b>Free throws-att</b>	<b>216-312</b>	<b>178-271</b>
Free throw pct	.692	.657
F-Throws made per game	10.3	8.5
<b>Rebounds</b>	<b>742</b>	<b>752</b>
Rebounds per game	35.3	35.8
Rebounding margin	-0.5	-
<b>Assists</b>	<b>326</b>	<b>263</b>
Assists per game	15.5	12.5
<b>Turnovers</b>	<b>206</b>	<b>260</b>
Turnovers per game	9.8	12.4
Turnover margin	+2.6	-
Assist/turnover ratio	1.6	1.0
<b>Steals</b>	<b>129</b>	<b>87</b>
Steals per game	6.1	4.1
<b>Blocks</b>	<b>59</b>	<b>56</b>
Blocks per game	2.8	2.7
<b>Winning streak</b>	<b>0</b>	<b>-</b>
Home win streak	1	-
<b>Attendance</b>	<b>105318</b>	<b>55684</b>
Home games-Avg/Game	12-8777	6-9281
Neutral site-Avg/Game	-	3-2400

### Team Results

Date	Opponent	Score	Att.
11/05/19	at Clemson	W 67-60	7500
11/08/19	Coppin St.	W 74-42	9275
11/13/19	USC Upstate	W 80-57	8536
11/16/19	Lehigh	W 79-53	9275
11/20/19	Delaware St.	W 100-64	8421
11/25/19	vs Michigan St.	W 71-66	2400
11/26/19	vs Dayton	L 62-89	2400
11/27/19	vs BYU	L 77-90	2400
12/06/19	Duke	L 63-77	9275
12/11/19	Chattanooga	W 63-58	8348
12/15/19	Gardner-Webb	W 73-46	9275
12/21/19	VMI	W 64-55	7446
12/29/19	UMES	W 92-37	7642
01/04/20	at Virginia	L 39-65	14629
01/07/20	at Syracuse	W 67-63	16504
01/11/20	NC State	W 72-58	9275
01/14/20	at Wake Forest	W 80-70	4873
01/18/20	Syracuse	L 69-71	9275
01/22/20	North Carolina	W 79-77	9275
01/25/20	at Boston College	L 56-61	6981
01/28/20	at Miami (FL)	L 61-71	5197



## CONFERENCE SEASON STATS

### Game Records

Record	Overall	Home	Away	Neutral
ALL GAMES	5-5	2-2	3-3	0-0
CONFERENCE	5-5	2-2	3-3	0-0
NON-CONFERENCE	0-0	0-0	0-0	0-0

### Score by Periods

Team	1st	2nd	OT	TOT
Virginia Tech	306	328	19	653
Opponents	344	312	17	673

### Team Box Score

No.	Player				Total		3-Point		F-Throw		Rebounds											
		GP-GS	MIN	AVG	FG-FGA	FG%	3FG-FGA	3FG%	FT-FTA	FT%	OFF	DEF	TOT	AVG	PF	DQ	A	TO	BLK	STL	PTS	AVG
2	NOLLEY II, Landers	10-9	343:07	34.3	64-163	.393	22-75	.293	32-41	.780	9	44	53	5.3	27	1	26	37	2	8	182	18.2
23	RADFORD, Tyrece	10-8	243:20	24.3	40-57	.702	0-0	.000	25-35	.714	21	50	71	7.1	16	0	10	6	3	9	105	10.5
15	CONE, Jalen	10-3	189:39	19.0	28-62	.452	24-45	.533	7-8	.875	1	12	13	1.3	17	0	5	10	1	1	87	8.7
4	ALLEYNE, Nahiem	10-5	242:51	24.3	27-70	.386	18-40	.450	13-20	.650	3	23	26	2.6	16	0	12	5	1	5	85	8.5
14	HORNE, P.J.	10-10	321:37	32.2	27-71	.380	11-42	.262	8-12	.667	4	47	51	5.1	22	0	4	11	7	7	73	7.3
3	BEDE, Wabissa	10-10	330:17	33.0	21-54	.389	3-16	.188	11-22	.500	4	37	41	4.1	25	1	61	23	3	14	56	5.6
1	WILKINS, Isaiah	10-2	123:19	12.3	10-44	.227	6-27	.222	4-7	.571	10	15	25	2.5	10	1	10	6	0	7	30	3.0
0	CATTOOR, Hunter	10-3	192:29	19.2	6-32	.188	6-27	.222	8-8	1.000	1	18	19	1.9	13	0	10	5	1	7	26	2.6
21	OJIAKO, John	9-0	55:54	6.2	4-9	.444	0-0	.000	1-3	.333	5	7	12	1.3	11	1	0	2	3	1	9	1.0
24	JOHNSON, Branden	1-0	07:28	7.5	0-1	.000	0-0	.000	0-0	.000	0	1	1	1.0	1	0	0	0	0	1	0	0.0
Team											13	18	31				5					
<b>Total</b>		<b>10</b>	<b>2050</b>		<b>227-563</b>	<b>.403</b>	<b>90-272</b>	<b>.331</b>	<b>109-156</b>	<b>.699</b>	<b>71</b>	<b>272</b>	<b>343</b>	<b>34.3</b>	<b>158</b>	<b>4</b>	<b>138</b>	<b>110</b>	<b>21</b>	<b>60</b>	<b>653</b>	<b>65.3</b>
<b>Opponents</b>		<b>10</b>	<b>2050</b>		<b>249-583</b>	<b>.427</b>	<b>67-224</b>	<b>.299</b>	<b>108-160</b>	<b>.675</b>	<b>76</b>	<b>294</b>	<b>370</b>	<b>37.0</b>	<b>150</b>	<b>3</b>	<b>116</b>	<b>106</b>	<b>29</b>	<b>49</b>	<b>673</b>	<b>67.3</b>

### Team Statistics

	HOKIES	OPP
<b>Scoring</b>	<b>653</b>	<b>673</b>
Points per game	65.3	67.3
Scoring margin	-2.0	-
<b>Field goals-att</b>	<b>227-563</b>	<b>249-583</b>
Field goal pct	.403	.427
<b>3 point fg-att</b>	<b>90-272</b>	<b>67-224</b>
3-point FG pct	.331	.299
3-pt FG made per game	9.0	6.7
<b>Free throws-att</b>	<b>109-156</b>	<b>108-160</b>
Free throw pct	.699	.675
F-Throws made per game	10.9	10.8
<b>Rebounds</b>	<b>343</b>	<b>370</b>
Rebounds per game	34.3	37.0
Rebounding margin	-2.7	-
<b>Assists</b>	<b>138</b>	<b>116</b>
Assists per game	13.8	11.6
<b>Turnovers</b>	<b>110</b>	<b>106</b>
Turnovers per game	11.0	10.6
Turnover margin	-0.4	-
Assist/turnover ratio	1.3	1.1
<b>Steals</b>	<b>60</b>	<b>49</b>
Steals per game	6.0	4.9
<b>Blocks</b>	<b>21</b>	<b>29</b>
Blocks per game	2.1	2.9
<b>Winning streak</b>	<b>0</b>	<b>-</b>
Home win streak	1	-
<b>Attendance</b>	<b>37100</b>	<b>55684</b>
Home games-Avg/Game	4-9275	6-9281
Neutral site-Avg/Game	-	0-0

### Team Results

Date	Opponent		Score	Att.
11/05/2019	at Clemson	W	67-60	7500
12/06/2019	Duke	L	63-77	9275
01/04/2020	at Virginia	L	39-65	14629
01/07/2020	at Syracuse	W	67-63	16504
01/11/2020	NC State	W	72-58	9275
01/14/2020	at Wake Forest	W	80-70	4873
01/18/2020	Syracuse	L	69-71	9275
01/22/2020	North Carolina	Wot2	79-77	9275
01/25/2020	at Boston College	L	56-61	6981
01/28/2020	at Miami (FL)	L	61-71	5197





**0**  
Hunter CATTOOR  
G | 6-3 | 205 | Fr.  
Orlando, Fla.  
(cuh-TOUR)



**1**  
Isaiah WILKINS  
G | 6-4 | 225 | So.  
Winston-Salem, N.C.



**2**  
Landers NOLLEY II  
G/F | 6-7 | 225 | r-Fr.  
Atlanta, Ga.  
(NAH-lee)



**3**  
Wabissa BEDE  
G | 6-0 | 200 | Jr.  
North Andover, Mass.  
(wa-BEE-sah BEE-dee)




**4**  
Nahiem ALLEYNE  
G | 6-3 | 195 | Fr.  
Buford, Ga.  
(na-HEEM ah-LEAN)



**10**  
Jonathan KABONGO  
G | 6-4 | 195 | So.  
Toronto, Canada  
(kuh-BONGO)



**11**  
Brendan PALMER  
G | 6-4 | 195 | So.  
Winston-Salem, N.C.



**13**  
Grant YATES  
F | 6-8 | 210 | So.  
Gainesville, Va.



**14**  
P.J. HORNE  
F | 6-6 | 225 | Jr.  
Tifton, Ga.



**15**  
Jalen CONE  
G | 5-10 | 170 | Fr.  
Walkertown, N.C.



**21**  
John OJIAKO  
F | 6-10 | 240 | Fr.  
Lagos, Nigeria  
(OH-gee-ah-co)



**22**  
Keve ALUMA  
F | 6-9 | 240 | Jr.  
Berlin, Md.  
(Kev-aye)



**23**  
Tyrece RADFORD  
G | 6-1 | 205 | r-Fr.  
Baton Rouge, La.  
(TIE-reese)



**24**  
Branden JOHNSON  
F | 6-8 | 230 | Gr.  
Garfield Heights, Ohio



**25**  
Ryan PAYNE  
F | 6-8 | 220 | Jr.  
Mechanicsville, Va.



Mike YOUNG  
Head Coach  
Emory & Henry, 1986  
First season



Chester FRAZIER  
Associate Head Coach  
Illinois, 2009  
First season



Christian WEBSTER  
Assistant Coach  
Harvard, 2013  
Fourth season



Antwon JACKSON  
Assistant Coach  
Pikeville, 1993  
First season

