

VT HOKIES

2019-20 Virginia Tech Men's Basketball Game Notes

Game Info

Saturday, Jan. 4 | Game 14
JPJ Arena | Charlottesville, Va.

On the Call

Tom Werme (PxP) **RSN**
Mike Gminski (Analyst)

Schedule

INFORMATION

[RV/--] Virginia Tech
Hokies



Record.....10-3, 1-1 ACC
Starters R/L.....1/4
Head Coach.....Mike Young
Record at Tech (Years).....10-3 (1st)

No. 19/19 Virginia
Cavaliers



Record.....10-2, 2-0 ACC
Starters R/L.....2/3
Head Coach.....Tony Bennett
Record at UVA (Years).....264-91 (11th)

NUMBERS TO KNOW

1

The Hokies have worked their way up to No. 1 in the nation in fewest turnovers committed per game, averaging 9.5 miscues a contest. They have had 25 their last four games (6.25 p/g).

2

Tech tied a school-record two turnovers committed versus Maryland Eastern Shore on Sunday, tying the two it had against Wake Forest in the 2007 ACC Tournament.

4

For the fourth time this season, Landers Nolley earned ACC Freshman of the Week after his first-ever double-double against Maryland Eastern Shore to close nonconference play.

PROJECTED STARTERS

#	Name	P	R	A	B	S
2	Landers Nolley (G/F)	17.4	5.8	2.5	0.3	0.9
3	Wabissa Bede (G)	6.5	4.2	6.4	0.4	0.9
4	Nahiem Alleyne (G)	10.2	2.5	1.6	0.3	0.4
14	P.J. Horne (F)	8.6	4.6	0.5	0.6	0.6
23	Tyrece Radford (G)	7.8	5.8	1.3	0.3	0.9

AT THE RIM

- Hitting the road for the first time since November, the Virginia Tech men's basketball team will take on No. 19/19 Virginia at JPJ.
- The two schools have faced each other every single year since 1922, and the Cavaliers came up victorious in the last matchup, adding to their 93-56 lead in the series. (More on page 5)
- Out of the last five games, Tech has needed overtime on both occasions to walk away with a win, as UVA leads 3-2.
- Last year, each team was ranked in the two matchups, a first in the series. With UVA's No. 19 ranking this year, this will be the lowest Tech has faced the Cavaliers since 2014 (UR).
- Tech's Mike Young is 0-1 against UVA's Tony Bennett, losing 74-39 in 2012 in Charlottesville.

WHO TO WATCH



Leading the team in scoring for the eighth time, Landers Nolley tallied a team-high 18 points and 10 rebounds on Sunday. The last time the Atlanta native went on the road in ACC play, he dropped 30 points at Clemson in the season opener.

Cracking the double-digit plateau for the first time of his career, John Ojiako posted 15 points in his last game versus UMES. The freshman also pulled down eight rebounds, including four offensive, and had a career-high three blocked shots.



LAST TIME OUT

Tech exploded offensively scoring 90+ points for the second time this season and put on the clamps defensively, holding Maryland Eastern Shore to under 40 points in a 92-37 victory. Four Hokies scored in double figures while Tech won the boards 53-34 in the 55-point W.

NOVEMBER

5	AT CLEMSON* (ESPNU)	W, 67-60
8	COPPIN STATE (ACCNX)	W, 74-42
13	USC UPSTATE (ACCNX)	W, 80-57
16	LEHIGH (ACCNX)	W, 79-53
20	DELAWARE STATE (ACCNX)	W, 100-64
25	(1) VS. No. 3/3 MICHIGAN STATE (ESPN2)	W, 71-66
26	(1) VS. [RV/--] DAYTON (ESPN)	L, 89-62
27	(1) VS. BYU (ESPN2)	L, 90-77

DECEMBER

6	No. 10/8 DUKE* (ACCN)	L, 77-63
11	CHATTANOOGA (ACCN)	W, 63-58
15	GARDNER-WEBB (ACCNX)	W, 73-46
21	VMI (ACCN)	W, 64-55
29	MARYLAND EASTERN SHORE (RSN)	W, 92-37

JANUARY

4	AT No. 19/19 VIRGINIA* (RSN)	2 P.M.
7	AT SYRACUSE* (ACCN)	9 P.M.
11	NC STATE* (RSN)	2 P.M.
14	AT WAKE FOREST* (ACCN)	9 P.M.
18	SYRACUSE* (RSN)	NOON
22	[-/RV] NORTH CAROLINA* (ACCN)	8 P.M.
25	AT BOSTON COLLEGE* (ESPN2/ESPNU)	2 P.M.
28	AT MIAMI (FLA.)* (ACCN)	8 P.M.

FEBRUARY

1	No. 18/20 FLORIDA STATE* (RSN)	4 P.M.
4	AT GEORGIA TECH* (ESPN/ESPN2/ESPNU/ACCN)	7 P.M.
8	BOSTON COLLEGE* (RSN)	NOON
15	PITT* (ACCN)	6/8 P.M.
19	MIAMI (FLA.)* (RSN)	9 P.M.
22	AT No. 2/2 DUKE* (ESPN/ESPN2/ESPNU/ACCN)	4 P.M.
26	No. 19/19 VIRGINIA* (ESPN/ESPN2/ESPNU/ACCN)	7 P.M.

MARCH

1	AT No. 7/8 LOUISVILLE* (ACCN)	6 P.M.
4	CLEMSON* (ACCN)	7 P.M.
7	AT NOTRE DAME* (ACCN)	2/4 P.M.
10-14	(2) VS. TBA (ESPN/ESPN2/ACCN)	TBA

* ACC GAME | AP POLL RANKING/COACHES POLL RANKING

1 - MAUI JIM MAUI INVITATIONAL (MAUI, HAWAII)
2 - ACC TOURNAMENT (GREENSBORO, N.C.)

VIRGINIA TECH CONTACT INFO

Lance Dozier | Phone: (507) 993-1898 | Email: lance17@vt.edu
Assistant Director, Strategic Communications
Matt Johnson | Phone: (336) 692-2690 | Email: mattj3@vt.edu
Student Assistant, Strategic Communications

Social



@HokiesMBB



@HokiesMBB



/HokieSports



AP Top 25 Poll - Week 9

Dec. 30 | *Opponents in italics*

#	Team (1st place)	Record	Points
1	Gonzaga (63)	13-1	1621
2	Duke (1)	11-1	1516
3	Kansas (1)	10-2	1497
4	Oregon	11-2	1361
5	Ohio State	11-2	1277
6	Baylor	9-1	1267
7	Louisville	11-2	1196
8	Auburn	12-0	1159
9	Memphis	11-1	1055
10	Villanova	9-2	970
11	Butler	12-1	883
12	Michigan	10-3	880
13	San Diego State	13-0	780
14	Michigan State	10-3	747
15	Maryland	11-2	720
16	West Virginia	11-1	719
17	Kentucky	9-3	674
18	Florida State	11-2	531
19	Virginia	10-2	506
20	Dayton	10-2	483
21	Penn State	11-2	312
22	Texas Tech	9-3	175
23	Iowa	10-3	137
24	Wichita State	11-1	135
25	Arizona	10-3	113

Receiving Votes: Colorado 74, Xavier 58, DePaul 47, Washington 40, UNI 32, Utah State 30, Saint Mary's 28, Marquette 27, Arkansas 19, Purdue 12, Georgetown 10, Creighton 10, Indiana 5, Houston 4, **Virginia Tech 3**, St. John's 3, Seton Hall 2, East Tennessee State 2, BYU 2, Florida 1, Stanford 1, Yale 1

Coaches Top 25 Poll - Week 9

Dec. 30 | *Opponents in italics*

#	Team (1st place)	Record	Points
1	Gonzaga (30)	13-1	798
2	Duke (1)	11-1	753
3	Kansas (1)	10-2	730
4	Baylor	9-1	639
5	Ohio State	11-2	621
6	Oregon	11-2	619
7	Auburn	12-0	578
8	Louisville	11-2	570
9	Villanova	9-2	507
10	Butler	12-1	489
11	Memphis	11-1	461
12	San Diego State	13-0	382
13	Michigan	10-3	357
14	Kentucky	9-3	348
15	Maryland	11-2	341
16	Michigan State	10-3	316
17	West Virginia	11-1	311
18	Dayton	10-2	291
19	Virginia	10-2	280
20	Florida State	11-2	244
21	Penn State	11-2	125
22	Texas Tech	9-3	112
23	Wichita State	11-1	82
24	Arizona	10-3	74
25	Iowa	10-3	62

Receiving Votes: Washington 38, Utah State 38, Xavier 34, UNI 28, Marquette 27, Colorado 27, Saint Mary's 21, Purdue 20, Creighton 15, DePaul 14, Arkansas 14, Seton Hall 13, *North Carolina 7*, Houston 6, Florida 3, VCU 3, Liberty 2

GENERAL INFORMATION

University Name	Virginia Tech
Location	Blacksburg, Va.
Founded	1872
Enrollment	34,000
President	Dr. Timothy Sands
Director of Athletics	Whit Babcock
Nickname	Hokies
Mascot	Hokie Bird
Colors	Chicago Maroon and Burnt Orange
Affiliation	NCAA Division I
Conference	Atlantic Coast
Home Court	Cassell Coliseum
Capacity	9,275

INFORMATION

2018-19 Record	26-9
Conference Record/Finish	12-6 (5th in ACC)
Starters Returning/Lost	1/4
Letterwinners Returning/Lost	4/5
Newcomers	8 (4 freshmen, 2 redshirts, 1 transfer, 1 walk-on)

STAFF

Head Coach	Mike Young (Emery & Henry, 1986)
Virginia Tech Record/Years	9-3 / First season
Overall Record/Years	309-247 / 18 years
Associate Head Coach	Chester Frazier (Illinois, 2009)
Assistant Coach	Antwon Jackson (Pikeville, 1993)
Assistant Coach	Christian Webster (Harvard, 2013)
Chief of Staff	Stephanie Ballein (Virginia Tech, 1990, 1995)
Special Assistant to the Head Coach	Kevin Giltner (Wofford, 2012)
Special Assistant for Recruiting	Matt Olinger (Liberty, 2007)
Director of Player Personnel	Ryan Nadeau (Michigan State, 2016)
Director, Sports Medicine	Hisham Ziyout (Salisbury, 2015)
Coordinator of Basketball Relations	Ace Custis (Virginia Tech, 1997)
Senior Director, Strength & Conditioning	David Land (App State, 2011)
Assistant Director, Equipment Services	Bruce Garnes (Virginia Tech, 1994, 1996)
Graduate Assistant	Chakiris Moss (Greensboro, 2013)
Graduate Assistant	Will Stigall (Wofford, 2019)
Administrative Assistant	Isabelle Schneiderman (Virginia Tech, 2019)

ROSTER

No.	Name	Pos.	Ht.	Wt.	Cl.	Hometown	High School/Last School
0	Hunter Cattoor	G	6-3	205	Fr.	Orlando, Fla.	Bishop Moore
1	Isaiah Wilkins	G	6-4	225	So.	Winston-Salem, N.C.	Mount Tabor
2	Landers Nolley II	G/F	6-7	225	r-Fr.	Atlanta, Ga.	Langston Hughes
3	Wabissa Bede	G	6-0	200	Jr.	North Andover, Mass.	Cushing Academy
4	Nahiem Alleyne	G	6-3	195	Fr.	Buford, Ga.	Mountain View
10	Jonathan Kabongo	G	6-4	195	So.	Toronto, Canada	Thornlea Secondary
11	Brendan Palmer	G	6-4	195	So.	Winston-Salem, N.C.	Forsythe Country Day
13	Grant Yates	F	6-8	210	So.	Gainesville, Va.	Battlefield/Christopher Newport
14	P.J. Horne	F	6-6	225	Jr.	Tifton, Ga.	Tift County
15	Jalen Cone	G	5-10	170	Fr.	Walkertown, N.C.	Walkertown
21	John Ojiako	F	6-10	240	Fr.	Lagos, Nigeria	Admiral Farragut
22	Keve Aluma	F	6-9	240	Jr.	Berlin, Md.	Stephen Decatur/Wofford
23	Tyrece Radford	G	6-1	205	r-Fr.	Baton Rouge, La.	McKinley
24	Branden Johnson	F	6-8	230	Gr.	Garfield Heights, Ohio	Garfield Heights/Alabama St.
25	Ryan Payne	F	6-8	220	Jr.	Mechanicsville, Va.	Hanover

PRONUNCIATIONS

Nahiem Alleyne	na-HEEM ah-LEAN	Jonathan Kabongo	kuh-BONGO
Keve Aluma	Kev-aye	Landers Nolley II	NAH-lee
Wabissa Bede	wa-BEE-sah BEE-dee	John Ojiako	OH-gee-ah-co
Hunter Cattoor	cuh-TOUR	Tyrece Radford	TIE-reese





2019-20 ACC Standings

#	Team	Overall	ACC	Pct.
1.	No. 2/2 Duke	12-1	2-0	.923
	No. 7/8 Louisville	11-2	2-0	.846
	No. 19/19 Virginia	10-2	2-0	.833
4.	No. 18/20 Florida State	12-2	2-1	.857
	Boston College	8-6	2-1	.571
6.	NC State	10-3	1-1	.769
	Pitt	10-3	1-1	.769
	[RV/--] Virginia Tech	10-3	1-1	.769
	Miami (Fla.)	9-3	1-1	.750
	[--/RV] North Carolina	8-5	1-1	.615
	Syracuse	8-5	1-1	.615
12.	Georgia Tech	6-7	1-2	.462
	Notre Dame	9-4	0-2	.692
	Wake Forest	7-5	0-2	.583
15.	Clemson	6-7	0-3	.462

2019-20 Preseason ACC Coaches' Poll

#	Team (First-place votes)	Points
1.	Duke (51)	1564
2.	North Carolina (19)	1493
3.	Louisville (29)	1448
4.	Virginia (12)	1405
5.	Florida State	1157
6.	NC State	1038
7.	Notre Dame	915
8.	Syracuse	910
9.	Miami (Fla.)	768
10.	Pitt	577
11.	Clemson	564
12.	Georgia Tech	437
13.	Boston College	382
14.	Virginia Tech	334
15.	Wake Forest	328

Preseason All-ACC Team

First Team

Jordan Nwora, Louisville, 95
 Tre Jones, Duke, 89
 Cole Anthony, North Carolina, 81
 John Mooney, Notre Dame, 51
 Mamadi Diakite, Virginia, 49

Second Team

Markell Johnson, NC State, 39
 Vernon Carey Jr., Duke, 19
 Chris Lykes, Miami, 18
 Garrison Brooks, North Carolina, 11
 Trent Forrest, Florida State, 11

Preseason ACC Freshman of the Year

Cole Anthony, North Carolina, 89
 Vernon Carey Jr., Duke, 8
 Wendell Moore Jr., Duke, 5
 Casey Morsell, Virginia, 3
 Cassius Stanley, Duke, 3
 Matthew Hurt, Duke, 3

Preseason ACC Player of the Year

Jordan Nwora, Louisville, 55
 Cole Anthony, North Carolina, 31
 Tre Jones, Duke, 19
 John Mooney, Notre Dame, 3
 Mamadi Diakite, Virginia, 2
 Markell Johnson, NC State, 1

A WIN WOULD

- Mark Tech's first head coach to win his first time versus Virginia since 1988 when Frankie Allen won 66-64 in Roanoke, spanning six coaches.
- Snap a two-game slide to the Cavaliers after getting swept in the 2018-19 season.
- Mark the Hokies' first time beating a defending national champion since Jan. 22, 2018, when it defeated then-No. 10 North Carolina 80-69.
- Make the Hokies 15-38 (.283) in Charlottesville and 6-20 (.231) when Virginia is ranked higher.
- Give Tech just its sixth time starting ACC play 2-1 or better, with going 3-0 in 2006-07 in and 2018-19 and 2-1 in 2007-08, 2008-09 and 2015-16.

THE CLASH

- Heading into the first of two men's basketball games, the Commonwealth Clash presented by Virginia529 stands in the favor of the Cavaliers 4-2.
- Tech has won in both men's and women's cross country, while UVA has been victorious in men's and women's soccer, volleyball and football.
- Today's matchup will count for half a point in The Clash, as will the next time, too.

ONE OF THE BEST IN 2019

- Tech coach Mike Young fielded one of the better records in the 2019 calendar year, sitting tied for second in Division I versus Division I games.
- Young racked up 20 wins at Wofford, getting 16 in conference play, three in the SoCon tourney and one in the NCAA Tournament, while 10 Ws at Tech.

Coach	Team(s)	Record	WP
Mark Few	Gonzaga	33-3	.917
Mike Young	Virginia Tech/Wofford	30-4	.882
Ritchie McKay	Liberty	30-4	.882
Tony Bennett	Virginia	33-5	.868
Mike Krzyzewski	Duke	32-6	.842

HOME SWEET HOME

- Wrapping up nonconference play with a win over Maryland Eastern Shore, the Hokies extended their home nonconference winning streak to 32 games, which is a school record.
- Tech is in elite company among high-major schools, sitting with the fourth-best win streak.

Team	Conference	Home Noncon Streak
Butler	BIG EAST	58
Texas Tech	Big 12	54
Florida State	ACC	37
Virginia Tech	ACC	32
Auburn	SEC	28

FIVE IS THE MAGIC NUMBER

- There aren't too many teams in Division I that boast four players that have had at least one game of making five 3-pointers, with the Hokies being one of only seven schools and the lone high-major.
- The schools are Buffalo, Davidson, Detroit Mercy, Georgia Southern, Northern Kentucky, Virginia Tech and Wofford. But Tech is the only school to have five players.
- Its five players are Landers Nolley (2 five 3-pointer games), Nahiem Alleyne (1), Jalen Cone (1), Isaiah Wilkins (1), and, thanks to five 3s in his last game versus Maryland Eastern Shore, Hunter Cattoor (1).

VERY FEW MISCUES

- Over the last 10 seasons in Division I, there have been 80 games when a team commits two or less turnovers, including Tech's most recent game against Maryland Eastern Shore. It's only happened four times this season.
- Tech played 35 minutes of turnover-free basketball before it coughed up its first miscue, as it was on pace to be just the second team in the last decade to complete a game with zero TOs (Wisconsin, 2015 vs. Iowa).

OFF THE HARDWOOD

- For the third straight semester, Tech's men's basketball team turned in over a 3.00 GPA.
- It earned a 3.22 in the fall 2018, a 3.48 in the spring 2019 and a 3.27 this past fall.

ANOTHER ONE

- Landers Nolley earned his fourth ACC Freshman of the Week, which is the most by a Tech freshman since the school joined the league in 2004.
- It hasn't been that long since an ACC freshman has won the award four times, with Duke's Zion Williamson and North Carolina's Coby White winning it five times last year.
- The record for most times winning it is 10, with North Carolina's Tyler Hansbrough (2005-06), Georgia Tech's Kenny Anderson (1989-90) and Duke's Jabari Parker (2013-14) all being tied with 10.

RECAPPIN' THE SHORE

- In Tech's 55-point win over Maryland Eastern Shore, a few season highs took place.
- The Hokies shot their best free-throw percentage with a 84.2 clip, making 16 of 19 from the line, and allowed a season-low 37 points.
- The 37 points mark the first time Tech has held an opponent to under 40 points since Nov. 24, 2018 versus Saint Francis (Pa.), a 75-37 win.

BENCH MAKING STRIDES

- After Tech's bench was essentially non-existent versus Chattanooga on Dec. 11 (season-low five points), it has woken up and ripped off three straight games of scoring 30 or more points.
- During this stretch, the Hokies' reserves are averaging 40.3 points per game after scoring a combined 121 points, including tying a season-high 49 vs. UMES.
- Tech's bench is made up of four players, with three of the four being freshmen.

FRESHMEN LEADING THE CHARGE

- Tech has had its freshmen carry the load this year, with the Hokies ranking fourth nationally in highest percentage of minutes played by freshmen (62.7%) and second among high-majors (No. 9/10 Memphis).
- The Hokies also rank third nationally in percentage of points scored by freshmen (71.6%), which is first among high-major conference teams.

FINDING HIS GROOVE

- After missing the Chattanooga game on Dec. 11 due to a minor ankle injury, freshman Hunter Cattoor has returned in style, scoring in double figures in all three games off the bench since his absence.
- During this three-game stretch, the Florida native is averaging 14.0 points per game, which is well above his average of 8.3 this season.



LAST TIME TEAM...

Tech scored 100 points and won: 103-79, vs. Washington, 11-17-17
 Tech scored 100 points and lost: 100-104 2OT vs. Maryland, 2-27-10
 Tech played in overtime: 63-65, OT, vs. Florida State (ACC Tournament), 3-14-19
 Tech played in consecutive overtime games: 82-77 vs. UAB, 11-28-15 & 79-81 vs. Northwestern, 12-1-15
 Tech played 2 OT: 80-78, 2OT, vs. Virginia, 2-12-17
 Tech played 3 OT: 86-90 at WVU, 2-2-83
 Tech scored 100+ points: 100-64 vs. Delaware State, 11-20-19
 Tech scored 90-99 points: 92-37 vs. Maryland Eastern Shore, 12-29-19
 Tech scored 80-89 points: 80-57 vs. USC Upstate, 11-13-19
 Tech scored 70-79 points: 73-46 vs. Gardner-Webb, 12-15-19
 Tech scored 60-69 points: 64-55 vs. VMI, 12-21-19
 Tech scored 50-59 points: 58-64 vs. Virginia, 2-18-19
 Tech scored 40-49 points: 47-24 at NC State, 2-2-19
 Tech scored 30-39 points: 33-43 at East Carolina, 2-18-67
 Tech scored 20-29 points: 27-40 at McGuire Hospital, 2-2-46
 Tech scored 10-19 points: 16-45 at Virginia, 1-30-39
 Tech scored less than 10 points: 9-29 vs. North Carolina, 1-12-35
 Tech allowed 100+ points: 82-103 at North Carolina, 1-21-19
 Tech allowed 90-99 points: 77-90 vs. BYU, 11-27-19
 Tech allowed 80-89 points: 62-89 vs. Dayton, 11-26-19
 Tech allowed 70-79 points: 63-77 vs. No. 10/8 Duke, 12-16-19
 Tech allowed 60-69 points: 71-66 vs. No. 3 Michigan State, 11-25-19
 Tech allowed 50-59 points: 64-55 vs. VMI, 12-21-19
 Tech allowed 40-49 points: 73-46 vs. Gardner-Webb, 12-15-19
 Tech allowed 30-39 points: 92-37 vs. Maryland Eastern Shore, 12-29-19
 Tech allowed 20-29 points: 47-24 at NC State, 2-2-19
 Tech allowed 10-19 points: 60-19 vs. Lynchburg College, 1-9-46
 Tech allowed less than 10 points: 28-9 vs. Hampden-Sydney, 1-17-23
 Tech scored at least 60 points in a half: 66, 2nd half, vs. The Citadel, 11-12-17
 Largest margin of victory: 83 points vs. Randolph Macon Academy, 87-4, 1-10-1911
 Largest margin of victory in an ACC game: 29 points vs. Wake Forest, 94-65, 1-15-11
 Tech defeated a ranked opponent on the road: 47-24 at No. 23/22 NC State, 2-2-19
 Tech defeated a ranked opponent at home: 77-72 vs. No. 3/2 Duke, 2-26-19
 Tech defeated a ranked opponent on a neutral court: 71-66 vs. No. 3 Michigan State, 11-25-19, Maui
 Tech defeated a defending national champion: 80-69 vs. North Carolina, 1-22-18
 Tech held opponent without a double-figure scorer: 65-47 vs. Miami, ACC Tournament, 3-12-09
 No Tech player scored in double figures: 41-57 vs. Temple, 2-25-96
 Tech had six players score in double figures: at Boston College, 2-25-17
 Tech had seven players score in double figures: vs. The Citadel, 12-17-16
 Tech did not make a 3-point field goal: at Providence, 2-1-03
 Tech's opponent did not make a 3-point field goal: at NC State, 2-10-10
 Tech did not shoot a free throw in the first half: vs. Lehigh, 11-16-19
 Tech did not shoot a free throw in the second half: vs. Virginia, 12-5-10
 Tech's opponent did not shoot a free throw: vs. VMI, 12-21-19
 Tech held an opponent under 10 points in a half: 9 points, vs. Eastern Michigan, 12-22-11
 Tech held an opponent under 20 points in a half: 12 points, vs. Coppin State, 11-8-19
 Tech had double-figures in blocked shots: 13, 87-82, vs. West Virginia, 11-12-13
 Tech came back from a double-figure deficit to win: 12 pts. vs. No. 23 Purdue, 11-18-18
 Lost a double-digit lead: 12 points vs. No.10/8 Duke, 12-6-19
 Tech led by 20 or more points at half time of a game: 23 points vs. Maryland Eastern Shore, 12-29-19
 Tech had 20-29 assists in a game: 20 vs. Maryland Eastern Shore, 12-29-19
 Tech had 30 or more assists: 36 vs. The Citadel, 11-12-17
 Tech won a neutral-court game (no tourney): 73-61 vs. Washington (Atlantic City, N.J.), 12-15-18
 Tech held a team under 20 percent from the field: 16.7% at NC State, 2-2-19
 Tech won an NCAA Tournament game: 67-58 vs. Liberty (NCAA Tournament), 3-24-19

LAST TIME PLAYER...

A Tech player recorded a triple-double: Chris Clarke (13 pts./12 rebs./10 ast.) vs. The Citadel, 12-17-16
 Two Tech players recorded double-doubles in a game: Kerry Blackshear Jr. (22 pts./15 rebs.) & Chris Clarke (15 pts./10 rebs.) vs. The Citadel, 11-12-17
 Two Tech players recorded double-doubles in consecutive games: vs. UNC, ACC Tournament, 3-13-09 and vs. Duquesne, NIT, 3-18-09
 Tech player had five or more steals: Nickeil Alexander-Walker (6) vs. Miami (Fla.), 1-30-19
 Tech player had 10 or more assists in a game: Wabissa Bede (10) vs. Delaware State, 11-20-19
 Tech player had 20 or more rebounds in a game: Jeff Allen (21) vs. Longwood, 12-14-08
 Two Tech players had double figures in rebounds: Kerry Blackshear Jr. (15 rebs.) & Chris Clarke (10 rebs.) vs. The Citadel, 11-12-17
 Two Tech players had five or more assists: Wabissa Bede (6) & Tyrece Radford (5) vs. UMEMS 12-29-19
 Three Tech players had five or more assists: Chris Clarke (10) Justin Robinson (6), Seth Allen (6) vs. The Citadel, 12-17-16
 Four Tech players had five or more assists: Kerry Blackshear (8), Devin Wilson (7), Justin Robinson (7), Chris Clarke (5) vs. The Citadel, 11-12-17
 Three Tech players had five or more 3-pointers: Nahiem Alleyne (5), Jalen Cone (5), Isaiah Wilkins (5) vs. Delaware State, 11-20-19
 Two Tech players scored 20 or more points: Nickeil Alexander-Walker (25 points) & Kerry Blackshear Jr. (20 points) vs. Boston College, 1-5-19
 Three Tech players scored 20 or more points: Nickeil Alexander-Walker (25 points), Ahmed Hill (23 points) and Justin Robinson (23 points) vs. Purdue, 11-18-18
 Same two Tech players scored 20 or more points in consecutive games: Nickeil Alexander-Walker & Kerry Blackshear Jr., 11-10 & 11-12-17
 Tech freshman scored 20 or more points in a game: 22, Nahiem Alleyne, vs. Chattanooga, 12-11-19
 Two Tech freshmen scored in double figures in a game: Nahiem Alleyne (22 points) & Landers Nolley (19 points) vs. Chattanooga, 12-11-19
 Three Tech freshmen scored in double figures in a game: Landers Nolley (18 points), Hunter Cattoor (17), John Ojiako (15), Jalen Cone (11) vs. Maryland Eastern Shore, 12-29-19
 Tech player scored 30-39 points in a game: 30, Landers Nolley at Clemson, 11-5-19
 Tech player scored 40-49 points in a game: 41, Dorenzo Hudson vs. Seton Hall, 1-2-10
 Tech player scored 50+ points in a game: 51, Binbo Coles vs. Southern Miss., 2-6-88
 Tech player had consecutive double-doubles: Kerry Blackshear Jr., 2-18-19, 2-23-19 & 2-26-19
 Tech player had three consecutive double-doubles: Kerry Blackshear Jr., 2-18-19, 2-23-19 & 2-26-19
 Tech freshman had consecutive double-doubles: Kerry Blackshear Jr., 12-13-15 & 12-19-15
 Tech player had seven consecutive double-doubles: Jeff Allen, 1-25-11, 1-30-11, 2-2-11, 2-5-11, 2-13-11, 2-15-11 & 2-19-11
 Tech allowed a triple-double: Dennis Smith Jr. (27 pts., 11 rebs., 11 assists), at NCSU, 1-4-17
 Tech had a walk-on score in double figures: Christian Beyer, 13 pts., vs. Alabama A&M, 12-14-14

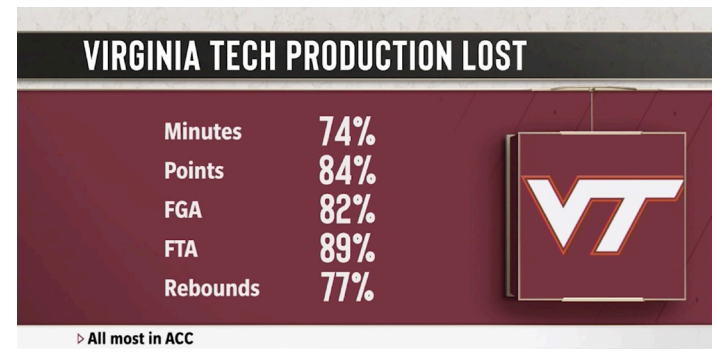
What's a Hokie?



The answer leads all the way back to 1896 when Virginia Agricultural and Mechanical College changed its name to Virginia Polytechnic Institute. With the change came the necessity for writing a new cheer and a contest for such a purpose was held by the student body.

Senior O.M. Stull won first prize for his "Hokie" yell which is still used today. Later, when asked if "Hokie" had any special meaning, Stull explained the word was solely the product of his imagination and was used only as an attention-getter for his yell. It soon became a nickname for all Tech teams and for those people loyal to Tech athletics.

The official university school colors - Chicago Maroon and Burnt Orange - also were introduced in 1896. The colors were chosen by a committee because they made a 'unique combination' not worn elsewhere at the time. The official definition of "hokie" is "a loyal Virginia Tech Fan".



'19 CLASS OF HIGH-MAJOR COACHES

- Out of the seven high-major conferences (ACC, American, BIG EAST, B1G, Big 12, Pac-12 and SEC), there are 14 new head coaches for the 2019-20 season.
- Virginia Tech coach Mike Young is just one of six coaches that were a mid-major coach to jump up to the big leagues, joining Alabama's Nate Oats (Buffalo), Arkansas' Eric Musselman (Nevada), Tulane's Ron Hunter (Georgia State) and Washington State's Kyle Smith (San Francisco).
- Of the 14 new coaches, Young was the longest-tenured coach to leave, following his 17-year stint as the head guy at Wofford.
- The NBA saw three of its coaches jump into the college ranks, with Michigan's Juwon Howard (Miami Heat), Nebraska's Fred Hoiberg (Chicago Bulls) and Vanderbilt's Jerry Stackhouse (Memphis Grizzlies).
- In this cycle, only one assistant coach was promoted from within and that was Temple's Aaron McKie, who served as an assistant under Fran Dunphy for five seasons in Philadelphia.
- While former Hokie coach Buzz Williams, who is now at Texas A&M, was one of just two coaches this offseason to jump ship and go high-major for high-major, with UCLA's Mick Cronin (Cincinnati) being the other.
- A full breakdown of the 14 coaches this cycle is below, with the SEC welcoming the most among the seven leagues with four. The Big 12 was the lone conference not to have a new head coach this offseason.

School	Name	Previous Team
Alabama	Nate Oats	Buffalo (HC)
Arkansas	Eric Musselman	Nevada (HC)
Cal	Mark Fox	*Georgia (HC)
Cincinnati	John Brannen	Northern Kentucky (HC)
Michigan	Juwon Howard	Miami Heat (NBA Assistant)
Nebraska	Fred Hoiberg	Chicago Bulls (NBA HC)
St. John's	Mike Anderson	Arkansas (HC)
Temple	Aaron McKie	Temple (Assistant)
Texas A&M	Buzz Williams	Virginia Tech (HC)
Tulane	Ron Hunter	Georgia State (HC)
UCLA	Mick Cronin	Cincinnati (HC)
Vanderbilt	Jerry Stackhouse	Memphis Grizzlies (NBA Assistant)
Virginia Tech	Mike Young	Wofford (HC)
Washington State	Kyle Smith	San Francisco (HC)

* Coach Mark Fox last coached Georgia in 2017-18.



RECORD WHEN...

Leading at the half:	9-2
Trailing at the half:	1-1
Tied at the half:	0-0
Playing Overtime:	0-0
Shooting 50% or better:	2-1
Shooting between 40-49.9%:	5-2
Shooting less than 40%:	3-0
Opponents shoot 50% or better:	0-2
Opponents shoot less than 50%:	10-1
VT outrebounds its opponent:	7-0
Opponent outrebounds VT:	3-3
Teams are tied in rebounds:	0-0
VT shoots 70% FT or better:	6-0
VT shoots less than 70% FT:	4-3
Scoring less than 50 points:	0-0
Scoring 50-59 points:	0-0
Scoring 60-69 points:	3-2
Scoring 70-79 points:	4-1
Scoring 80-89 points:	1-0
Scoring 90 or more points:	2-0
Allowing less than 30 points:	0-0
Allowing 30-39 points:	1-0
Allowing 40-49 points:	2-0
Allowing 50-59 points:	4-0
Allowing 60-69 points:	3-0
Allowing 70-79 points:	0-1
Allowing 80-89 points:	0-1
Allowing 90 or more points:	0-1
Game decided by 1-4 points or OT:	0-0
Game decided by 5-10 points:	4-0
Game decided by 11+ points:	6-3
Playing in the morning:	0-0
Playing at night:	6-2
Playing in the afternoon:	4-1
Playing on Monday:	1-0
Playing on Tuesday:	1-1
Playing on Wednesday:	3-1
Playing on Thursday:	0-0
Playing on Friday:	1-1
Playing on Saturday:	2-0
Playing on Sunday:	2-0
Playing in November:	6-2
Playing in December:	4-1
Playing in January:	0-0
Playing in February:	0-0
Playing in March:	0-0

LAST TIME OUT VS. THE SHORE



Official Basketball Box Score -- Game Totals -- Final Statistics
Virginia vs Virginia Tech
02/18/19 7:00 pm at



Virginia 64 • 23-2

##	Player	Total	3-Ptr			Rebounds			PF	TP	A	TO	Blk	Stl	Min
			FG-FGA	FG-FGA	FT-FTA	Off	Def	Tot							
33	Jack Salt	c	0-0	0-0	1-2	0	1	1	4	1	0	0	0	0	13
00	Kihei Clark	g	0-3	0-2	0-0	1	1	2	0	0	2	1	0	0	22
05	Kyle Guy	g	8-15	6-13	1-2	1	6	7	0	23	3	4	0	2	37
11	Ty Jerome	g	6-10	3-6	1-1	0	3	3	2	16	6	2	0	1	39
12	De'Andre Hunter	g	4-9	0-1	2-3	2	2	4	2	10	0	1	1	1	26
02	Braxton Key	g	2-5	2-4	0-0	0	3	3	3	6	2	2	1	0	28
25	Mamadi Diakite	g	3-8	0-1	2-4	2	4	6	3	8	1	2	2	1	30
30	Jay Huff	g	0-0	0-0	0-0	0	1	1	1	0	0	1	0	0	5
	Team					4	0	4							
	Totals		23-50	11-27	7-12	10	21	31	15	64	14	13	4	5	200

FG % 1st Half: 12-26 46.2% 2nd half: 11-24 45.8% Game: 23-50 46.0% Deadball Rebounds 5,2
 3FG % 1st Half: 5-14 35.7% 2nd half: 6-13 46.2% Game: 11-27 40.7%
 FT % 1st Half: 3-5 60.0% 2nd half: 4-7 57.1% Game: 7-12 58.3%

Virginia Tech 58 • 20-6

##	Player	Total	3-Ptr			Rebounds			PF	TP	A	TO	Blk	Stl	Min
			FG-FGA	FG-FGA	FT-FTA	Off	Def	Tot							
24	Kerry Blackshear Jr.	f	10-14	1-4	2-3	5	8	13	2	23	0	3	0	2	40
42	Ty Outlaw	f	1-7	1-6	0-0	5	0	5	3	3	0	1	1	0	40
03	Wabissa Bede	g	0-4	0-3	0-0	0	1	1	3	0	3	0	0	0	19
04	N. Alexander-Walker	g	4-14	0-6	3-6	1	0	1	1	11	4	2	1	3	40
13	Ahmed Hill	g	6-17	1-9	3-3	0	5	5	1	16	2	2	0	3	40
01	Isaiah Wilkins	g	1-1	0-0	0-0	0	0	0	0	2	0	0	0	1	7
10	Jonathan Kabongo	g	1-1	0-0	1-1	0	1	1	1	3	0	0	0	0	9
14	P.J. Horne	g	0-0	0-0	0-0	0	0	0	1	0	0	0	0	0	5
	Team					2	0	2							
	Totals		23-58	3-28	9-13	13	15	28	12	58	9	8	2	9	200

FG % 1st Half: 13-28 46.4% 2nd half: 10-30 33.3% Game: 23-58 39.7% Deadball Rebounds 3,2
 3FG % 1st Half: 2-13 15.4% 2nd half: 1-15 6.7% Game: 3-28 10.7%
 FT % 1st Half: 1-2 50.0% 2nd half: 8-11 72.7% Game: 9-13 69.2%

Officials: Doug Sermons, Mike Stephens, Bert Smith
 Technical fouls: Virginia-None. Virginia Tech-None.
 Attendance: 9275
 2018-19 Men's Basketball. Round: 0. Virginia vs Virginia Tech. Played at .

Score by periods	1st	2nd	Total
Virginia	32	32	64
Virginia Tech	29	29	58

	In	Off	2nd	Fast	Bench
Points	Paint	T/O	Chance	Break	
UVA	16	6	13	4	14
VT	38	13	18	8	5

Last FG - UVA 2nd-00:57, VT 2nd-00:03.
 Largest lead - UVA by 13 2nd-05:51, VT by 3 1st-18:09.
 UVA led for 27:50. VT led for 05:40. Game was tied for 06:30.
 Score tied - 8 times.
 Lead changed - 1 time.

TEAM AVERAGES

- Tech's biggest advantage comes on the offensive end, owning every category to its name except free-throw percentage.
- UVA on the other hand is a notch up defensively, besides being tied for steals per game, as it allows 13.8 points less a game than Tech.

KenPom Ranking	30	63
Points per game	55.2	74.2
Field-goal percentage	40.9	45.5
3-point percentage	27.5	39.4
Free-throw percentage	71.3	68.7
Rebounds per game	34.6	36.5
Assists per game	10.6	16.2
Blocks per game	4.4	3.2
Steals per game	5.8	5.8
Points allowed per game	47.3	61.1
Defensive field-goal percentage	34.6	39.2
Defensive 3-point percentage	27.6	30.8
Rebound margin	+5.0	+1.9
Assist/turnover ratio	0.9	1.7

LAST TIME OUT VS. CAVALIERS

- Even though Tech dominated the paint, outscoring the Cavaliers 38-16 down low, it fell by six points on its home floor to lose both games against Virginia during the 2018-19 season.
- Kerry Blackshear Jr, who now plays at Florida as a grad transfer, had a big game, getting a 23-point, 13-rebound double-double, while two other Hokies (Nickel Alexander-Walker, Ahmed Hill, who are both no longer on the roster, scored in double figures as well.
- The rest of the returners this season, which was four that played in the game, amounted for just five points, two rebounds and three assists.
- Tech, which averaged 8.9 3s a game last season, made a season-low three 3-pointers.

SCOUTING No. 19/19 VIRGINIA

- The Cavaliers are coming off a 65-56 win over Navy (7-5) this past Sunday, getting a double-double from Kihei Clark with 10 points and a career-high 13 assists.
- Tony Bennett enters his 11th season as the head coach in Charlottesville, following his three-year stint at Washington State where he led the Cougars to consecutive NCAA Tournaments for the first time in school history. At UVA, Bennett has earned three National Coach of the Year awards and won the NCAA title last season with a school-record 35 wins.
- Virginia is paced by Mamadi Diakite, who owns a team-high 13.8 points and 6.5 rebounds per game. A preseason All-ACC pick, Diakite has caused quite a bit of havoc the defensive end (14 blocks, 13 steals).
- Arguably the best defense in the country, the Cavaliers rank first in scoring defense (47.3 points allowed per game) and defensive field-goal percentage (34.6 percent). On the other end of the spectrum, UVA ranks No. 348 out of 353 Division I teams in scoring (55.2 points per game).



FRESHIES BEYOND THE ARC

- There are only two schools that have three freshmen that have made at least 20 3s this season.
- The two programs are Elon and Virginia Tech, making the Hokies the lone high-major program (ACC, AAC, BIG EAST, Big 12, B1G, Pac-12, SEC).

Player	Team	Year	3s
Landers Nolley	Virginia Tech	r-Fr.	37
Hunter McIntosh	Elon	Fr.	36
Hunter Woods	Elon	Fr.	30
Hunter Cattoor	Virginia Tech	Fr.	25
Zac Irvin	Elon	Fr.	24
Nahiem Alleyne	Virginia Tech	Fr.	20

GUYS THAT CAN LET IT RIP

- Tech is one of only seven schools to boast four or more players that are shooting well from 3 (40%) and are doing so often (min. 30 3-point att.).
- No. 5/5 Ohio State leads the charge with five players, while the rest have four, including BYU, Cal Baptist, Drexel, Elon, No. 12/13 Michigan and Tech.

Player	3FG	3A	3PT%	PPG
Landers Nolley	37	85	43.5	17.4
P.J. Horne	19	44	43.2	8.6
Hunter Cattoor	25	56	44.6	8.3
Jalen Cone	19	34	55.9	6.1

NOT CLOSE

- Junior Wabissa Bede is head and shoulders above the rest of the ACC's guards in assist/turnover ratio.
- From great decision making to knowing when to make the extra pass, the Massachusetts native's average is greater than one than the next best with those that have minimum 60 assists.

Player	A	TO	G	A/T R
Wabissa Bede (Virginia Tech)	83	20	13	4.15
Tre Jones (Duke)	81	35	11	2.31
Prentiss Hubb (Notre Dame)	63	28	13	2.25

DON'T MESS WITH 'EM

- Tech is one of just three teams in the ACC to boast two freshmen that have had a 20-point game, with Landers Nolley (5) and Nahiem Alleyne (2).
- The other two schools are Duke (Vernon Carey w/ 6, Tre Jones w/2, Matthew Hurt w/2, Joey Baker w/1, Cassius Stanley w/ 1.) and UNC (Cole Anthony w/ 4, Armando Bacot w/ 2, Garrison Brooks w/1).

CHECKING IN ON NET

- The NET rankings first came out on Monday, Dec. 16 and the Hokies were at No. 62. Tech is 1-3 against quadrant I teams this year and went 4-9 last year.
- Tech's best win of the 2019-20 season came against then-No. 3/3 Michigan State, which ranks 14 in NET.
- As of Saturday, Jan. 3, Tech sits at No. 42, improving 20 spots from its first ranking.
- Last season, the Hokies, after making a run to the Sweet 16, finished in the final NET rankings at 12.
- Ironically, Wofford, which was coached by Mike Young, came in two spots below at No. 14.

RECAPPIN' THE MSU WIN

- The win over then-No. 3/3 Michigan State in Maui marked coach Mike Young's first ranked win at Tech, his first win over coach Tom Izzo and the Hokies' first-ever victory over Michigan State.
- It was Tech's second straight win over a ranked Big Ten team, ironically, following its win over then-No. 23/22 Purdue last season at the Charleston Classic in the title game.
- Marked Tech's second straight game of coming up with a win against the AP's No. 3 team, which it hadn't done since 1962 (Kentucky) and 1964 (Vanderbilt).
- First win over a top-10 team during a nonconference game since Dec. 3, 1983 vs. No. 7 NC State and its first over a top-five team since Dec. 12, 1964 vs. No. 3 Vanderbilt.

ACC REPPIN' WELL

- When the Hokies took down then-No. 3/3 Michigan State in Maui, they joined two other ACC teams that have taken down a top-10 foe, joining then-No. 4/4 Duke over then-No. 3/3 Kansas and then-[RV/RV] Florida State over then-No. 6/6 Florida.
- However, Tech was the only team of the three to not be in either (AP, Coaches) Top 25 poll or receiving votes, thus the biggest upset.

Team	Opponent	Score	Location
Virginia Tech	#3/3 Michigan St.	71-66	Maui
#4/4 Duke	#3/3 Kansas	68-66	New York
[RV/RV] Florida St.	#6/6 Florida	63-51	Gainesville

LIVE & DIE BY THE 3

- Similar to Wabissa Bede and his relatively huge gap in assist/turnover ratio among his ACC peers, Tech has a wide gap too in 3s made per game.
- Tech is averaging over 10 makes from downtown per game, with the next best being one less at 9.
- And it's one thing to make a lot of 3s per game, but it's another to do it at a high rate, which Tech has by owning the best 3-point field-goal percentage in the league with a 39.4 clip, making it the only two team in the ACC to shoot above 39 percent.

Team	3FG	G	3PT%	AVG/G
Virginia Tech	140	13	39.4	10.77
Notre Dame	129	13	33.8	9.92
Syracuse	123	13	35.3	9.46

RAINING 3s

- To say the Hokies have been pretty good from downtown might be an understatement.
- On Nov. 20, they broke two records with their 21 triples against Delaware State in Blacksburg.
- The school record, which stood at 18 against Central Connecticut State on Dec. 1, 2018, fell, while the ACC record of 20 set by Florida State against Maine on Dec. 8, 2007, was broken too.
- And, to top it off, Tech did its feat of 21 with a longer way to go, with the new 3-point line distance put into play this season.

Team	3FG	ATT	%	3PT Line
Virginia Tech (2019-20)	21	37	56.8	22'1¼"
Florida State (2007-08)	20	35	57.1	19'9"
Virginia Tech (2018-19)	18	33	54.5	20'9"

CARRY THE LOAD

- When Tech had three players (Jalen Cone, Nahiem Alleyne, Isaiah Wilkins) hit five 3-pointers against Delaware State, it marked the first time that three players have hit at least four 3s in a game since Nov. 17, 2017, when Tech beat Washington 103-79 in Madison Square Garden.
- It also was the first time in at least a decade Tech had three players with five triples to their name.
- It marked the first time a high-major has had three players with five or more 3s in a game since March 4, 2019, when Virginia had Kyle Guy (8), De'Andre Hunter (5) and Ty Jerome (5) accomplished the feat against Syracuse in the Dome.

STARTERS GAME-BY-GAME

Opponent	Date	Guard	Guard	Guard	Guard	Forward	First off the Bench
Clemson (W, 67-60)	Nov. 5	Wabissa Bede	Hunter Cattoor	Isaiah Wilkins	Landers Nolley II	P.J. Horne	Tyrece Radford
Coppin State (W, 74-42)	Nov. 8	Wabissa Bede	Nahiem Alleyne	Isaiah Wilkins	Landers Nolley II	P.J. Horne	4 Players
USC Upstate (W, 80-57)	Nov. 13	Wabissa Bede	Nahiem Alleyne	Tyrece Radford	Landers Nolley II	P.J. Horne	2 Players
Lehigh (W, 79-53)	Nov. 16	Wabissa Bede	Nahiem Alleyne	Tyrece Radford	Landers Nolley II	P.J. Horne	3 Players
Delaware State (W, 100-64)	Nov. 20	Wabissa Bede	Nahiem Alleyne	Tyrece Radford	Landers Nolley II	P.J. Horne	Isaiah Wilkins
No. 3/3 Michigan St. (W, 71-66)	Nov. 25	Wabissa Bede	Nahiem Alleyne	Tyrece Radford	Landers Nolley II	P.J. Horne	2 players
Dayton (L, 89-62)	Nov. 26	Wabissa Bede	Nahiem Alleyne	Tyrece Radford	Landers Nolley II	P.J. Horne	2 players
BYU (L, 90-77)	Nov. 27	Wabissa Bede	Nahiem Alleyne	Tyrece Radford	Landers Nolley II	P.J. Horne	Hunter Cattoor
No. 10/8 Duke (L, 77-63)	Dec. 6	Wabissa Bede	Nahiem Alleyne	Tyrece Radford	Landers Nolley II	P.J. Horne	3 players
Chattanooga (W, 63-58)	Dec. 11	Wabissa Bede	Nahiem Alleyne	Tyrece Radford	Landers Nolley II	P.J. Horne	2 players
Gardner-Webb (W, 73-46)	Dec. 15	Wabissa Bede	Nahiem Alleyne	Tyrece Radford	Landers Nolley II	P.J. Horne	Hunter Cattoor
VMI (W, 64-55)	Dec. 21	Wabissa Bede	Nahiem Alleyne	Tyrece Radford	Landers Nolley II	P.J. Horne	Hunter Cattoor
UMES (W, 92-37)	Dec. 29	Wabissa Bede	Nahiem Alleyne	Tyrece Radford	Landers Nolley II	P.J. Horne	John Ojiako



FLOOR GENERALS

- When you break down the best assist/turnover ratios in the country, the majority of the top marks are players with less than 60 assists through the first month of the season.
- Which makes Wabissa Bede's numbers even more impressive, with him sitting fourth nationally, as he is one of only three players nationally to own 60 or more assists and still have a greater average of 3.40 assist/turnover ratio.

Player	A	TO	G	A/T R
Pierre Crockwell II (Pacific)	65	14	17	4.64
Wabissa Bede (Virginia Tech)	83	20	13	4.15
Malachi Flynn (San Diego St.)	72	21	14	3.43
Jacob Gilyard (Richmond)	82	24	14	3.42

CAN THEY OVERCOME IT?

- Tech lacks two things that can be pretty important in the game of basketball - a lack of experience and height.
- The Hokies rank near the bottom out of the 353 teams in Division I for those two categories, sitting with shortest roster out of the high-majors (333rd overall) and the second-youngest out of the high-majors (Utah) and No. 349 overall, according to KenPom.
- Be on the lookout for how Tech responds with composure in key situations and winning the boards and paint.

ON THE COVER OF LETHAL WEAPON

- With the Hokies starting 5-0 in back-to-back seasons, it marked the first time Tech has done that since the falls of 1981 and 1982.
- The starts for those teams were 9-0 ('81) and 7-0 ('82), while Tech began last season 5-0 before falling at Penn State in the ACC/B1G Challenge.
- Tech started this season 6-0 before losing to Dayton in the semifinals of the Maui Jim Maui Invitational in Hawai'i.

JUST HOLD ON

- When the Hokies went up double digits against then-No. 10/8 Duke, they let it slip away, which is something they haven't done in quite some time.
- The last time Tech blew a double-digit lead in a loss was on March 5, 2019 at Florida State. It held a 14-point lead, which was two more points than it owned versus the Blue Devils (12).
- Fourteen games had been played in the span.

ACC FRESHMAN OF THE WEEK - 4x

- Redshirt freshman Landers Nolley picked up his first award by the league office on Monday, Nov. 18, earning ACC Freshman of the Week.
- Nolley became just the fourth Tech player to win ACC Freshman/Rookie of the Week, joining AD Vassallo (2005-06), Jeff Allen (2007-08) and Kerry Blackshear Jr. (2015-16).
- During the week for his first award, he averaged 25 points per game and hit 11 3-pointers, including seven triples against Lehigh, which is the most 3s in a game by an ACC player this season.
- He would win it again after his time in Maui on Dec. 2, scoring two 20-point games against then-No. 3/3 Michigan State and BYU, scoring 22 in both.
- Then after averaging 18.5 points and 7.5 rebounds per game mid-December, he earned it again on Dec. 16 with big performances in Blacksburg.
- In his most recent award, he had a double-double with 18 points and 10 rebounds versus Maryland Eastern Shore to wrap up nonconference play, winning the award on Dec. 30.
- He is one honor away from tying the season high of five last year set by Duke's Zion Williamson and North Carolina's Coby White.

DIAPER DANDIES

- The ACC has arguably the best two scorers in the nation among the freshman class, with Duke and Tech being in the mix.
- The Hokies' Landers Nolley and the Blue Devils' Vernon Carey Jr. are in the top five.

Player	Points/g	Points	G
Isaiah Stewart (Washington)	19.6	274	14
Anthony Edwards (UGA)	18.8	226	12
Onyeka Okongwu (USC)	18.4	239	13
Vernon Carey Jr. (Duke)	17.9	233	13
Landers Nolley (VT)	17.4	226	13

GET IT GOING FROM DOWNTOWN

- Tech is one of the better shooting teams from beyond the arc in the country and a big reason why is because multiple guys that can stroke it.
- Tech ranks fifth nationally in 3-point field goals made per game with 10.8 and is one of only three schools in a high-major conference to average 10 or more makes a game.

Team	3FG	3PG	G
Alabama	133	11.1	12
Virginia Tech	140	10.8	13
Marquette	132	10.2	13

20 LIKE IT'S NOTHIN'

- Only 32 players in high-major conferences have racked up five or more 20-point games this season, including Tech's Landers Nolley.
- Of the 25, five reside in the ACC.

Player	20+ G	PPG	GP
Jordan Nwora (Louisville)	8	20.2	13
Elijah Hughes (Syracuse)	6	19.8	13
Vernon Carey (Duke)	6	17.9	13
Michael Devoe (Georgia Tech)	5	17.9	13
Landers Nolley (Virginia Tech)	5	17.4	13

TEAM GAME-BY-GAME

Opponent	Date	Score	W/L	FG-FGA	PCT	3FG-FGA	PCT	FT-FTA	PCT	OFF	DEF	TOT	AVG	PF	A	T/O	BLK	STL	PTS	AVG
at Clemson	11/05/19	67-60	W	22-57	.386	9-27	.333	14-20	.700	9	35	44	44.0	15	11	13	1	4	67	67.0
Coppin St.	11/08/19	74-42	W	27-61	.443	11-33	.333	9-12	.750	5	44	49	46.5	13	17	15	5	7	74	70.5
USC Upstate	11/13/19	80-57	W	31-58	.534	13-27	.481	5-7	.714	6	25	31	41.3	11	19	8	6	6	80	73.7
Lehigh	11/16/19	79-53	W	31-65	.477	14-37	.378	3-4	.750	12	24	36	40.0	8	19	10	4	8	79	75.0
Delaware St.	11/20/19	100-64	W	35-62	.565	21-37	.568	9-14	.643	9	32	41	40.2	13	29	11	3	4	100	80.0
vs Michigan St.	11/25/19	71-66	W	23-52	.442	10-21	.476	15-22	.682	8	19	27	38.0	16	16	9	6	8	71	78.5
vs Dayton	11/26/19	62-89	L	22-51	.431	8-21	.381	10-18	.556	4	17	21	35.6	19	13	10	3	7	62	76.1
vs BYU	11/27/19	77-90	L	31-58	.534	11-22	.500	4-7	.571	4	24	28	34.6	13	14	8	2	1	77	76.3
Duke	12/06/19	63-77	L	27-56	.482	5-20	.250	4-6	.667	7	24	31	34.2	6	12	14	2	2	63	74.8
Chattanooga	12/11/19	63-58	W	23-59	.390	6-21	.286	11-14	.786	13	23	36	34.4	10	12	7	2	5	63	73.6
Gardner-Webb	12/15/19	73-46	W	25-57	.439	13-32	.406	10-15	.667	6	36	42	35.1	14	15	9	0	7	73	73.5
VMI	12/21/19	64-55	W	21-61	.344	7-26	.269	15-24	.625	13	22	35	35.1	8	14	7	3	9	64	72.8
UMES	12/29/19	92-37	W	32-72	.444	12-31	.387	16-19	.842	19	34	53	36.5	9	20	2	4	7	92	74.2
Total		965		350-769	.455	140-355	.394	125-182	.687	115	359	474	36.5	155	211	123	41	75	965	74.2
Opponents		794		297-757	.392	111-360	.308	89-136	.654	121	329	450	34.6	187	170	169	33	50	794	61.1

Team Averages

Games Played	Points/game	FG Pct	3FG Pct	FT Pct	Rebounds/game	Assists/game	Turnovers/game	Assist/Turnover ratio	Steals/game	Blocks/game
13	74.2	45.5	39.4	68.7	36.5	16.2	9.5	1.7	5.8	3.2



GUARDS ON THE GLASS

- Only 17 players in Division I are currently averaging at least six assists and four rebounds per game, including Tech's Wabissa Bede.
- Bede is the one of only two players in the ACC to do so and is one of only nine high-major players.

Player	G	R/G	A/G
Marcus Carr (Minnesota)	13	5.5	7.1
Tyrese Haliburton (Iowa State)	11	5.7	7.7
Markell Johnson (NC State)	12	5.1	6.8
Cameron Mack (Nebraska)	13	4.7	6.5
Kenric Davis (SMU)	8	4.6	7.5
Zavier Simpson (Michigan)	13	4.5	8.9
Payton Pritchard (Oregon)	14	4.4	6.0
Wabissa Bede (Virginia Tech)	13	4.2	6.4
Ashton Hagans (Kentucky)	12	4.0	7.3

EIGHT-HUNDID

- In November when the Hokies took down USC Upstate, it marked the 800th men's basketball contest in Cassell Coliseum.

DECADE PLUS

- It's been at least over a decade since the last time two Tech freshmen scored in double figures in the Hokies' first two games of the season.
- The two freshmen were Nahiem Alleyne, who had 11 points at Clemson (11/5) and 18 versus Coppin State (11/8), and Landers Nolley, who tallied 30 points at Clemson and 11 vs. Coppin State.

LET'S KEEP IT GOING

- Tech hasn't lost a home nonconference game since Dec. 30, 2015 against West Virginia (88-63), owning a 31-game streak.
- The previous best was 23, which was set twice from 1980-84 and 2005-09. The current streak began on Nov. 11, 2016, against Maine.

MAKE IT RAIN

- Tech was coming off quite the three-game stretch, racking up 47 3s before it went to Maui, with a multitude of players that made shots behind the arc.
- Tech had six guys hit a 3 against Coppin State (11/8) and USC Upstate (11/13), marking the first time that has happened in consecutive games since December 2018 versus Central Connecticut State (1st) and VMI (5th).
- Since 2010, the Hokies have had 26 games in which they have had at least six players make a 3. In those games, they are 23-3.
- The most they've had hit a 3 is eight players in a game, which has happened just once since 2010 (Houston Baptist on Nov. 21, 2017).

SHARING THE ROCK

- According to KenPom, a Virginia Tech alum by the way, Wabissa Bede is one of the best in the nation in assist rate (assists divided by FGs made by player's teammates while he is on the court.)
- He ranks 22nd nationally through the first two months of the season and 11th among high-majors with a 37.8 assist rate.
- Virginia's Kihei Clark ranks No. 19 overall (38.5).

SO, WHY ARE THEY PLAYING WELL?

- If you look at the first few games the Hokies have played in the Mike Young era, two things stick out - solid shot selection and very few turnovers.
- According to KenPom, Tech has the 26th-best effective field-goal percentage (54.8) and a turnover percentage of 15.1, good for fifth nationally.
- Tech gets a good amount of its points from the 3-point line, sitting No. 3 in the nation for averaging 44.0 percent of its points distribution from 3-land.

THE FEW, THE PROUD

- Eight weeks into the season, there are 74 instances that a player has scored 30 or more points in a Division I game on the road.
- Of the 74, just 11 are high-major players, including Tech's Landers Nolley.
- Of the 11 players, seven have done it against a high-major opponent.

Player	Opponent	Score
Luke Garza (Iowa)	Michigan	44
John Petty (Alabama)	Samford	39
Michael Devoe (Georgia Tech)	Georgia	34
Aaron Nesmith (Vanderbilt)	Richmond	34
Remy Martin (Arizona State)	Princeton	33
Mac Maclung (Georgetown)	Oklahoma State	33
Elijah Hughes (Syracuse)	Georgia Tech	33
Quentin Grimes (Houston)	Rice	32
Kamar Baldwin (Butler)	Ole Miss	31
Landers Nolley (Virginia Tech)	Clemson	30
Paul Scruggs (Xavier)	Wake Forest	30

HE'S MORE THAN A POINT GUARD

- Junior Wabissa Bede, who has only scored in double figures six times in his career out of 76 games, has gotten it done in other ways so far.
- Known as a stocky guy, weighing 200 pounds and being called a fire hydrant by Jay Bilas, Bede has been a force on the boards so far, as well as playing the distributor role, a role he played sparingly the last two years with the all-time assists leader, Justin Robinson, running the point.
- In his game against Coppin State, Bede almost did something that hasn't happened in three years, a double-double with just rebounds and assists, collecting 10 assists and nine rebounds. (Chris Clarke on Dec. 17, 2016, triple-double).
- And speaking of Robinson, the last time a player had 10 assists after Bede's night versus Coppin State was when Robinson tallied the single-game school record with 13 versus Central Connecticut State on Dec. 1, 2018. Bede dished out 10 again a few weeks later vs. Delaware State on Nov. 20.

OPPONENT GAME-BY-GAME

Opponent	Date	Score	W/L	Total		3-Pointers		Free throws		Rebounds				Other Stats				PTS	AVG	
				FG-FGA	PCT	3FG-FGA	PCT	FT-FTA	PCT	OFF	DEF	TOT	AVG	PF	A	TO	BLK			STL
at Clemson	11/05/2019	67-60	W	22-64	.344	7-29	.241	9-15	.600	8	28	36	36.0	16	9	8	2	4	60	60.0
Coppin St.	11/08/2019	74-42	W	14-71	.197	6-39	.154	8-11	.727	15	30	45	40.5	14	6	16	1	8	42	51.0
USC Upstate	11/13/2019	80-57	W	20-53	.377	3-25	.120	14-18	.778	10	23	33	38.0	10	8	13	2	3	57	53.0
Lehigh	11/16/2019	79-53	W	21-53	.396	7-22	.318	4-5	.800	8	20	28	35.5	9	14	19	1	5	53	53.0
Delaware St.	11/20/2019	100-64	W	26-62	.419	9-27	.333	3-7	.429	7	19	26	33.6	12	15	12	1	5	64	55.2
vs Michigan St.	11/25/2019	71-66	W	24-59	.407	8-23	.348	10-14	.714	17	26	43	35.2	20	13	16	2	3	66	57.0
vs Dayton	11/26/2019	62-89	L	35-55	.636	11-24	.458	8-14	.571	8	30	38	35.6	21	22	14	1	2	89	61.6
vs BYU	11/27/2019	77-90	L	32-59	.542	17-34	.500	9-11	.818	4	25	29	34.8	16	22	6	2	3	90	65.1
Duke	12/06/2019	63-77	L	30-63	.476	7-26	.269	10-10	1.000	8	24	32	34.4	11	14	7	4	8	77	66.4
Chattanooga	12/11/2019	63-58	W	22-53	.415	9-27	.333	5-10	.500	9	24	33	34.3	14	12	10	2	1	58	65.6
Gardner-Webb	12/15/2019	73-46	W	16-55	.291	7-28	.250	7-16	.438	7	27	34	34.3	12	12	11	4	3	46	63.8
VMI	12/21/2019	64-55	W	21-51	.412	13-30	.433	0-0	.000	8	31	39	34.7	19	13	23	4	4	55	63.1
UMES	12/29/2019	92-37	W	14-59	.237	7-26	.269	2-5	.400	12	22	34	34.6	13	10	14	7	1	37	61.1
Total		794		297-757	.392	111-360	.308	89-136	.654	121	329	450	34.6	187	170	169	33	50	794	61.1
Virginia Tech		965		350-769	.455	140-355	.394	125-182	.687	115	359	474	36.5	155	211	123	41	75	965	74.2

Opponents Averages

Games Played	Points/game	FG Pct	3FG Pct	FT Pct	Rebounds/game	Assists/game	Turnovers/game	Assist/Turnover ratio	Steals/game	Blocks/game
13	61.1	39.2	30.8	65.4	34.6	13.1	13.0	1.0	3.8	2.5



ELITE COMPANY

- After scoring a little under half of the Hokies' points against Clemson, Landers Nolley found himself in elite company among league peers.
- The small forward scored the fourth-most points by an ACC freshman in a debut, joining preseason ACC Freshman of the Year Cole Anthony of North Carolina this week with each totaling at least 30.

Player	Opponent	Date	Points
Cole Anthony (UNC)	Notre Dame	Nov. 6, 2019	34
RJ Barrett (Duke)	Kentucky	Nov. 6, 2018	33
J.J. Hickson (NC State)	William & Mary	Nov. 15, 2007	31
Landers Nolley (VT)	Clemson	Nov. 5, 2019	30
Ishua Benjamin (NC State)	Prairie View	Nov. 26, 1994	29
Ivan Wagner (NC State)	VMI	Nov. 25, 1995	29
Zion Williamson (Duke)	Kentucky	Nov. 6, 2018	28
Sylvan Landesberg (UVA)	VMI	Nov. 16, 2008	28
Rashad McCants (UNC)	Penn State	Nov. 18, 2002	28

YOUNG & PRETTY GOOD

- Tech has had the luxury of having some solid first-year players since freshmen became eligible to play in 1974, and has no shortage this year.
- Landers Nolley's 30 points were tied for the third most by a freshman, trailing Jalen Hudson and Larry Cooke's 32 points.

Player	Opponent	Date	Points
Larry Cooke	Eastern Kentucky	Feb. 3, 1975	32
Jalen Hudson	Wake Forest	March 10, 2013	32
Landers Nolley	Clemson	Nov. 5, 2019	30
Russell Davis	Vermont	Dec. 31, 1974	30
Nickeil Alexander-Walker	The Citadel	Nov. 12, 2017	29

IT'S BEEN A MINUTE

- The last time the Hokies started the season with a conference game was on Nov. 30, 1963 versus Richmond, a 77-53 win, spanning 56 years and making Tech 2-0 its last two instances.
- With Landers Nolley's 30 points against Clemson, it marked the most points scored by a Tech freshman since March 10, 2013, when Jalen Hudson dropped 32 on Wake Forest.

546 AND COUNTING

- Tech has hit a 3-pointer in 546 straight games.
- Since the 3-point arc was added for the 1986-87 season, the Hokies have hit at least one 3 in all but three games.
- The last time Tech didn't record a 3-pointer in a game was at Providence on Feb. 1, 2003.

THE BIG THREE-HUNDO

- When Mike Young and Co. took down the Tigers in Clemson, he became just one of 71 active coaches in Division I to have 300 or more wins.
- Since the season opener, three coaches have joined the club in Richmond's Chris Mooney, Liberty's Ritchie McKay and Albany's Will Brown.

Coach	Record	Schools Coached At
68. James Jones (Yale)	320-277 (.536)	1
69. Jim Christian (Boston College)	312-260 (.545)	4
70. Tod Kowalczyk (Toledo)	311-246 (.558)	2
71. Mike Young (Virginia Tech)	309-247 (.556)	2

- Of the 74 active head coaches, Young is one of only 25 to win at least 300 games at just two schools or less during a coaching tenure.

Coach	Record	Schools Coached At
22. Fran O'Hanlon (Lafayette)	331-399 (.453)	1
23. James Jones (Yale)	320-277 (.536)	1
24. Tod Kowalczyk (Toledo)	311-246 (.558)	2
25. Mike Young (Virginia Tech)	309-247 (.556)	2

HOME IS WHERE THE HEART IS

- Mike Young grew up in Radford, Virginia, which is approximately 20 minutes away from Blacksburg, the home of the Hokies.
- Ironically enough, one of Young's first-ever college basketball game as a kid was a Virginia Tech game inside Cassell Coliseum, a place where Young now calls his home.

DYNAMIC TRIO

- Against Coppin State, the Hokies had three freshmen in double figures, marking the first time since Feb. 25, 2015, when they took on Duke.
- The three versus the Eagles were Nahiem Alleyne (18 points), Landers Nolley (11) and Tyrece Radford (10).
- The trio against Duke was Jalen Hudson (23 points), Ahmed Hill (10) and Justin Bibbs (10).

TIME TO STEP UP

- With the Hokies losing three players now playing in the NBA or G-League and the SEC Preseason Player of the Year, Tech returns just one starter from a year ago in guard Wabissa Bede.
- That means four role players or newcomers will have to step up and contribute big minutes right away for Mike Young.

FEW AND FAR BETWEEN

- Tech returns only 13.3 points per game from its team last year that average 73.5, which is made up of four letterwinners.
- That accounts for the Hokies bringing back just 18.1 percent of its scoring total, making them one of only six schools in the nation to return less than 20 percent of its scoring.

School	Points p/g	Percent of Scoring
Nebraska	2.9 PPG	1.9%
Tulane	10.8 PPG	12.2%
South Dakota St.	15.8 PPG	16.9%
Virginia Tech	13.3 PPG	18.1%
Washington	13.9 PPG	19.8%
UCF	14.5 PPG	20.0%

WELL, THIS IS NEW

- A new staff is in place for Tech and there are also quite a few freshmen with six.
- The six freshies make Tech one of only 20 schools to have six or more, including one of 13 in high-major conferences.

THE BEST IS YET TO COME

- Coach Young, known as one of the better X's and O's coaches in the country, had his Terriers in some of the top categories nationally over his 17-year span.
- This past season, which was Wofford's best in school history, the Terriers were 16th in assist/turnover ratio (1.39), 11th in field-goal percentage (49.0), second in 3-point field-goal percentage (41.4) and second in scoring margin (16.7).
- So, expect quality shooting teams to come under his watch in Blacksburg and for that to translate to wins.

NBA & G-LEAGUE

NOT TOO SHABBY

- Nickeil Alexander-Walker has left his mark on Virginia Tech and has made a name for himself at the next level with the New Orleans Pelicans.
- A first-round draft pick this past summer, the Toronto native has played in 27 games for the Pels this NBA season.
- Now as a role player getting roughly 15 minutes off the bench, Alexander-Walker is finding his groove. He scored a career-high 27 points against the Miami Heat on Saturday, Nov. 16. He followed it up the next game on Sunday, Nov. 17 with 19 points, five rebounds and four assists versus the Warriors.
- The guard had a big summer with the team, starting on its NBA Summer League squad with having numerous 20-point performances in Las Vegas.



Season	G	P	R	A	B	S	FG%	M
2019-20	27	5.6	2.0	1.7	0.3	0.3	34.0	12.6

HANGIN' IN

- It's been a little bit of a whirlwind for Tech alums Justin Robinson and Ahmed Hill, with both each going up and down and all around on their quest to solidifying a roster spot in the NBA.
- Robinson, who signed as an undrafted free agent after the NBA Draft concluded with the Washington Wizards, has gone up and down on numerous occasions the last couple weeks with the Wizards and Capital City Go-Go.
- Hill signed with the Hornets this summer on a two-way deal, but was released in early November. However, he has landed nicely on his feet, with now playing on the NAZ Suns, the G-League affiliate of the Phoenix Suns. On Wednesday, Dec. 4, he had a career-high 27 points (9-18 FG, 4-9 3PT, 3-3 FT) with 5 boards.



2019-20 SUPERLATIVES

DOUBLE FIGURES SCORING

Landers Nolley	11
Nahiem Alleyne	6
Hunter Cattoor	6
P.J. Horne	4
Tyrece Radford	4
Wabissa Bede	3
Isaiah Wilkins	3
Jalen Cone	3
John Ojiako	1

20-POINT GAMES

Landers Nolley	4
Nahiem Alleyne	2

30-POINT GAMES

Landers Nolley	1
----------------	---

30-PLUS MINUTES

Landers Nolley	7
Nahiem Alleyne	6
Wabissa Bede	6
P.J. Horne	5
Hunter Cattoor	2
Tyrece Radford	1

HISTORIC IT WAS

- Last year was arguably the best season in school history for the Hokies, notching many school records to their belt.
- To name a few, Tech earned a school-record 26 wins, program-best 12 ACC victories and made it to the Sweet 16 for the first time in program history since the tournament expanded to 64 teams.
- Tech also broke the record for most home non-conference victories in a row with 24 straight.
- The Hokies made the NCAA Tournament three consecutive years for the first time ever, and won two games in The Dance for the first time since 1967. They also earned a No. 4 seed, the highest in program history.

SELLING OUT CASSELL

- Virginia Tech ACC home games against Virginia, Wake Forest, Syracuse, Duke, Louisville, Georgia Tech and Miami (Fla.) sold out in 2018-19, as well as the Central Connecticut State game was a sell out, too.
- The Hokies sold out nine games in the 2017-18 season, including seven of the nine home ACC games, a mark that equaled 2018-19.
- The Hokies have sold out six games this season,

including their home opener against Coppin State on Nov. 8 and their games versus Lehigh on Nov. 16, Duke on Dec. 6 and Chattanooga on Dec. 11, while North Carolina and Pitt are sold out too.

WHO TO LOOK UP TO

- Of the 26 teams that don't boast more than one senior, including six teams that don't have any seniors, Tech is one of just 13 high-majors.
- Of the 13, 10 return for their senior seasons, while three players, including Tech's Branden Johnson, will finish their last year at a new school.

School	Sr.	r-Sr.	Gr.	Previous School
Alabama	---	---	1	West Virginia
East Carolina	---	1	---	---
Houston	---	1	---	---
Kentucky	---	---	1	Bucknell
Memphis	1	---	---	---
Oklahoma	1	---	---	---
Ole Miss	1	---	---	---
Stanford	1	---	---	---
Syracuse	1	---	---	---
Texas	1	---	---	---
Virginia Tech	---	---	1	Alabama State
Wichita State	1	---	---	---
Wisconsin	---	---	1	---

GAME-BY-GAME HIGHS

Opponent	Date	Points	Rebounds	Assists	Steals	Blocks
Clemson (W, 67-60)	Nov. 5	30 - Landers Nolley II	8 - Wabissa Bede	6 - Wabissa Bede	2 - Landers Nolley II	1 - Wabissa Bede
Coppin State (W, 74-42)	Nov. 8	18 - Nahiem Alleyne	9 - Wabissa Bede	10 - Wabissa Bede	2 - Wabissa Bede	2 - Tyrece Radford
USC Upstate (W, 80-57)	Nov. 13	23 - Landers Nolley II	6 - Landers Nolley II	8 - Wabissa Bede	2 - (2 players)	2 - John Ojiako
Lehigh (W, 79-53)	Nov. 16	27 - Landers Nolley II	11 - Tyrece Radford	6 - Wabissa Bede	3 - Wabissa Bede	1 - (4 players)
Delaware State (W, 100-64)	Nov. 20	20 - Nahiem Alleyne	8 - Tyrece Radford	10 - Wabissa Bede	1 - (4 players)	2 - Nahiem Alleyne
No. 3/3 Michigan St. (W, 71-66)	Nov. 25	22 - Landers Nolley II	7 - P.J. Horne	5 - (2 players)	3 - Landers Nolley II	2 - Landers Nolley II
Dayton (L, 89-62)	Nov. 26	15 - Landers Nolley II	6 - Landers Nolley II	6 - Wabissa Bede	3 - Wabissa Bede	2 - P.J. Horne
BYU (L, 90-77)	Nov. 27	22 - Landers Nolley II	7 - Landers Nolley II	7 - Wabissa Bede	1 - Landers Nolley II	1 - (2 players)
No. 10/8 Duke (L, 77-63)	Dec. 6	15 - P.J. Horne	8 - Landers Nolley II	5 - Wabissa Bede	1 - (2 players)	2 - P.J. Horne
Chattanooga (W, 63-58)	Dec. 11	22 - Nahiem Alleyne	8 - Wabissa Bede	7 - Wabissa Bede	2 - (2 players)	1 - (2 players)
Gardner-Webb (W, 73-46)	Dec. 15	18 - Landers Nolley II	10 - Tyrece Radford	5 - Wabissa Bede	3 - Hunter Cattoor	None
VMI (W, 64-55)	Dec. 21	14 - Hunter Cattoor	10 - Tyrece Radford	4 - Tyrece Radford	2 - (3 players)	2 - John Ojiako
UMES (W, 92-37)	Dec. 29	18 - Landers Nolley II	10 - Landers Nolley II	6 - Wabissa Bede	2 - Tyrece Radford	3 - John Ojiako

SPECIALITY STATS

Opponent	Date	Second Chance Points	Points in the Paint	Fastbreak Points	Points off Turnovers	Bench Points
Clemson (W, 67-60)	Nov. 5	10	16	11	3	18
Coppin State (W, 74-42)	Nov. 8	7	22	9	18	26
USC Upstate (W, 80-57)	Nov. 13	4	26	5	18	26
Lehigh (W, 79-53)	Nov. 16	10	26	8	26	21
Delaware State (W, 100-64)	Nov. 20	15	22	15	16	49
No. 3/3 Michigan St. (W, 71-66)	Nov. 25	6	22	9	20	16
Dayton (L, 89-62)	Nov. 26	0	24	5	11	19
BYU (L, 90-77)	Nov. 27	4	30	2	11	10
No. 10/8 Duke (L, 77-63)	Dec. 6	6	40	3	11	11
Chattanooga (W, 63-58)	Dec. 11	18	26	7	7	5
Gardner-Webb (W, 73-46)	Dec. 15	8	16	11	12	34
VMI (W, 64-55)	Dec. 21	14	22	11	26	38
UMES (W, 92-37)	Dec. 29	20	30	22	19	49

DOUBLE-DOUBLE TRACKER

Opponent	Date	Player	Points	Rebounds	Assists	Blocks	Steals
Gardner-Webb (W, 73-46)	Dec. 15	Tyrece Radford	10	10	0	0	1
UMES (W, 82-37)	Dec. 29	Landers Nolley II	18	10	3	0	0



PROGRAM HISTORY

First Year	1908
All-Time Record	1,476-1,221 (.547)
Conference Record	453-627 (.419)
Televised Games	239-219 (.522)
Overtime Games	68-51 (.571)
VT Ranked	86-42 (.672)
NCAA Tournaments	9 (most recent 2018-19)
NIT Appearances	13 (most recent 2015-16)
Most wins	26 (2018-19)
Highest AP Ranking	No. 8 (1995)

CASELL COLISEUM

Capacity	9,275
Seasons in Use	59th season
Tech Record	610-197 (.756)
ACC Record	72-56 (.563)
vs. Nonconference	421-71 (.856)
vs. Ranked Teams	24-53 (.312)

2019-20 RECRUITING CLASS

- Coach Mike Young signed his first recruiting class in Blacksburg and it sure was a goodie, getting two ESPN top 100 players.
- The class, made up of two consensus four-star guards, ranks No. 35 in the country according to 247 Sports and No. 33 on Rivals.
- Darius Maddox (top) preps at Oak Hill Academy, a place heq will have a one-year stint at after scoring over 350 points at St. John's High School and leading them to a 27-12 record and top-10 ranking in the state.
- Joe Bamisile (bottom) plays at Monacan High School, where he averaged 28 points, seven rebounds and two assists last year, earning VHSL All-state honors and the Region 4B Co-Player of the Year.
- Maddox ranks No. 93 and Bamisile sits at No. 64 on ESPN's recruiting site.



PLAYER HIGHS & LOWS

Virginia Tech - INDIVIDUAL GAME HIGHS

POINTS	30	Landers Nolley II - at Clemson (11/05/19)
	27	Landers Nolley II - Lehigh (11/16/19)
	23	Landers Nolley II - USC Upstate (11/13/19)
	22	Nahiem Alleyne - Chattanooga (12/11/19)
	22	Landers Nolley II - vs BYU (11/27/19)
	22	Landers Nolley II - vs Michigan St. (11/25/19)
FIELD GOALS MADE	12	Landers Nolley II - at Clemson (11/05/19)
	10	Landers Nolley II - Lehigh (11/16/19)
FIELD GOAL ATTEMPTS	23	Landers Nolley II - at Clemson (11/05/19)
	20	Landers Nolley II - Chattanooga (12/11/19)
FIELD GOAL PERCENTAGE (min 5 made)	.857 (6-7)	Tyrece Radford - Duke (12/06/19)
	.833 (5-6)	P.J. Horne - vs BYU (11/27/19)
	.833 (5-6)	P.J. Horne - vs Michigan St. (11/25/19)
3 PT FG MADE	7	Landers Nolley II - Lehigh (11/16/19)
	5	Hunter Cattoor - UMES (12/29/19)
	5	Landers Nolley II - Gardner-Webb (12/15/19)
	5	Isaiah Wilkins - Delaware St. (11/20/19)
	5	Jalen Cone - Delaware St. (11/20/19)
	5	Nahiem Alleyne - Delaware St. (11/20/19)
3 PT FG ATTEMPTS	12	Landers Nolley II - Lehigh (11/16/19)
	10	Landers Nolley II - Gardner-Webb (12/15/19)
3 PT FG PERCENTAGE (min 2 made)	1.000 (3-3)	Jalen Cone - USC Upstate (11/13/19)
	1.000 (2-2)	P.J. Horne - vs Michigan St. (11/25/19)
FREE THROWS MADE	8	Landers Nolley II - vs Michigan St. (11/25/19)
	5	John Ojiako - UMES (12/29/19)
	5	Nahiem Alleyne - Chattanooga (12/11/19)
	5	Wabissa Bede - vs Michigan St. (11/25/19)
	5	Landers Nolley II - Coppin St. (11/08/19)
	5	Nahiem Alleyne - at Clemson (11/05/19)
FREE THROW ATTEMPTS	9	Wabissa Bede - vs Michigan St. (11/25/19)
	8	Landers Nolley II - vs Michigan St. (11/25/19)
FREE THROW PERCENTAGE (min 3 made)	1.000 (8-8)	Landers Nolley II - vs Michigan St. (11/25/19)
	1.000 (5-5)	Nahiem Alleyne - Chattanooga (12/11/19)
	1.000 (3-3)	Nahiem Alleyne - UMES (12/29/19)
	1.000 (3-3)	Jalen Cone - VMI (12/21/19)
	1.000 (3-3)	Isaiah Wilkins - Gardner-Webb (12/15/19)
REBOUNDS	11	Tyrece Radford - Lehigh (11/16/19)
	10	Landers Nolley II - UMES (12/29/19)
	10	Tyrece Radford - VMI (12/21/19)
	10	Tyrece Radford - Gardner-Webb (12/15/19)
ASSISTS	10	Wabissa Bede - Delaware St. (11/20/19)
	10	Wabissa Bede - Coppin St. (11/08/19)
STEALS	3	Hunter Cattoor - Gardner-Webb (12/15/19)
	3	Wabissa Bede - vs Dayton (11/26/19)
	3	Landers Nolley II - vs Michigan St. (11/25/19)
	3	Wabissa Bede - Lehigh (11/16/19)
BLOCKED SHOTS	3	John Ojiako - UMES (12/29/19)
	2	John Ojiako - VMI (12/21/19)
	2	P.J. Horne - Duke (12/06/19)
	2	P.J. Horne - vs Dayton (11/26/19)
	2	Landers Nolley II - vs Michigan St. (11/25/19)
	2	Nahiem Alleyne - Delaware St. (11/20/19)
TURNOVERS	9	Landers Nolley II - Duke (12/06/19)
	5	Landers Nolley II - Lehigh (11/16/19)
	5	Landers Nolley II - at Clemson (11/05/19)
FOULS	5	Isaiah Wilkins - at Clemson (11/05/19)
	4	Branden Johnson - UMES (12/29/19)
	4	P.J. Horne - Gardner-Webb (12/15/19)
	4	Wabissa Bede - vs Michigan St. (11/25/19)
	4	John Ojiako - Delaware St. (11/20/19)

Opponent - INDIVIDUAL GAME HIGHS

POINTS	24	Obi Toppin - vs Dayton (11/26/19)
	20	Travis Eevee - VMI (12/21/19)
	20	TJ Haws - vs BYU (11/27/19)
	19	John Crosby - Delaware St. (11/20/19)
	18	Aaron Henry - vs Michigan St. (11/25/19)
FIELD GOALS MADE	10	Obi Toppin - vs Dayton (11/26/19)
	7	Travis Eevee - VMI (12/21/19)
	7	Tre Jones - Duke (12/06/19)
	7	TJ Haws - vs BYU (11/27/19)
	7	Aaron Henry - vs Michigan St. (11/25/19)
	7	John Crosby - Delaware St. (11/20/19)
FIELD GOAL ATTEMPTS	21	John Crosby - Delaware St. (11/20/19)
	17	Kamar McKnight - Coppin St. (11/08/19)
FIELD GOAL PERCENTAGE (min 5 made)	1.000 (5-5)	Kolby Lee - vs BYU (11/27/19)
	.857 (6-7)	Dalton Nixon - vs BYU (11/27/19)
3 PT FG MADE	6	Travis Eevee - VMI (12/21/19)
	5	Kamdyn Curfman - VMI (12/21/19)
3 PT FG ATTEMPTS	12	Travis Eevee - VMI (12/21/19)
	11	Andrew Robinson - Coppin St. (11/08/19)
3 PT FG PERCENTAGE (min 2 made)	1.000 (2-2)	Jonathan Scott - Chattanooga (12/11/19)
	1.000 (2-2)	Dalton Nixon - vs BYU (11/27/19)
	1.000 (2-2)	Omari Peek-Green - Delaware St. (11/20/19)
FREE THROWS MADE	7	Everette Hammond - USC Upstate (11/13/19)
	4	Vernon Carey - Duke (12/06/19)
	4	Wendell Moore - Duke (12/06/19)
	4	Zac Seljaas - vs BYU (11/27/19)
	4	Jordan Cohen - Lehigh (11/16/19)
	4	John Newman III - at Clemson (11/05/19)
FREE THROW ATTEMPTS	7	Everette Hammond - USC Upstate (11/13/19)
	5	Stefan Kenic - Chattanooga (12/11/19)
	5	Jordan Cohen - Lehigh (11/16/19)
	5	Cartier Jernigan - USC Upstate (11/13/19)
	5	Chase Hunter - at Clemson (11/05/19)
FREE THROW PERCENTAGE (min 3 made)	1.000 (7-7)	Everette Hammond - USC Upstate (11/13/19)
	1.000 (4-4)	Wendell Moore - Duke (12/06/19)
	1.000 (4-4)	Vernon Carey - Duke (12/06/19)
	1.000 (4-4)	Zac Seljaas - vs BYU (11/27/19)
	1.000 (4-4)	John Newman III - at Clemson (11/05/19)
REBOUNDS	15	Aamir Simms - at Clemson (11/05/19)
	14	Xavier Tillman - vs Michigan St. (11/25/19)
ASSISTS	9	Jalen Crutcher - vs Dayton (11/26/19)
	8	Christian Turner - Gardner-Webb (12/15/19)
	8	Jake Toolson - vs BYU (11/27/19)
STEALS	4	Dejuan Clayton - Coppin St. (11/08/19)
	2	Travis Eevee - VMI (12/21/19)
	2	Jordan Goldwire - Duke (12/06/19)
	2	Gabe Brown - vs Michigan St. (11/25/19)
	2	Jakob Alamudun - Lehigh (11/16/19)
	2	Reggie James - Coppin St. (11/08/19)
BLOCKED SHOTS	3	Ty Gibson - UMES (12/29/19)
	3	Ludovic Dufeal - Gardner-Webb (12/15/19)
TURNOVERS	7	Travis Eevee - VMI (12/21/19)
	5	Myles Lewis - VMI (12/21/19)
	5	Jalen Crutcher - vs Dayton (11/26/19)
	5	Xavier Tillman - vs Michigan St. (11/25/19)
	5	Jeameril Wilson - Lehigh (11/16/19)
FOULS	5	Tyler Creammer - VMI (12/21/19)
	5	Malik Hall - vs Michigan St. (11/25/19)
	5	Tevin Mack - at Clemson (11/05/19)



CATEGORY LEADERS

Points
Player G Pts Pts/G
2 Nolley II, Landers 13 226 17.4
4 Alleyne, Nahiem 13 132 10.2
14 Horne, P.J. 13 112 8.6
23 Radford, Tyrece 13 102 7.8
0 Cattoor, Hunter 12 100 8.3
3 Bede, Wabissa 13 85 6.5
15 Cone, Jalen 13 79 6.1
1 Wilkins, Isaijah 13 75 5.8
21 Ojiako, John 13 52 4.0
11 Palmer, Brendan 2 2 1.0

Scoring Average
Player G Pts Pts/G
2 Nolley II, Landers 13 226 17.4
4 Alleyne, Nahiem 13 132 10.2
14 Horne, P.J. 13 112 8.6
0 Cattoor, Hunter 12 100 8.3
23 Radford, Tyrece 13 102 7.8
3 Bede, Wabissa 13 85 6.5
15 Cone, Jalen 13 79 6.1
1 Wilkins, Isaijah 13 75 5.8
21 Ojiako, John 13 52 4.0
11 Palmer, Brendan 2 2 1.0

Free Throw Percentage
Player Made Att Pct
15 Cone, Jalen 8 9 .889
4 Alleyne, Nahiem 28 37 .757
2 Nolley II, Landers 31 41 .756
1 Wilkins, Isaijah 12 16 .750
23 Radford, Tyrece 15 23 .652
21 Ojiako, John 12 19 .632
3 Bede, Wabissa 13 23 .565
14 Horne, P.J. 1 2 .500

Free Throw Attempts
Player G Att Att/G
2 Nolley II, Landers 13 41 3.2
4 Alleyne, Nahiem 13 37 2.8
23 Radford, Tyrece 13 23 1.8
3 Bede, Wabissa 13 23 1.8
21 Ojiako, John 13 19 1.5

Field Goal Percentage
Player FG Att Pct
23 Radford, Tyrece 43 68 .632
14 Horne, P.J. 46 83 .554
21 Ojiako, John 20 37 .541
0 Cattoor, Hunter 35 73 .479
15 Cone, Jalen 26 57 .456
2 Nolley II, Landers 79 182 .434
4 Alleyne, Nahiem 42 107 .393
3 Bede, Wabissa 33 86 .384
1 Wilkins, Isaijah 25 69 .362
11 Palmer, Brendan 1 4 .250

Field Goal Attempts
Player G Att Att/G
2 Nolley II, Landers 13 182 14.0
4 Alleyne, Nahiem 13 107 8.2
3 Bede, Wabissa 13 86 6.6
14 Horne, P.J. 13 83 6.4
0 Cattoor, Hunter 12 73 6.1

Rebounds
Player G Reb Reb/G
2 Nolley II, Landers 13 76 5.8
23 Radford, Tyrece 13 76 5.8
14 Horne, P.J. 13 60 4.6
3 Bede, Wabissa 13 55 4.2
1 Wilkins, Isaijah 13 47 3.6

Free Throws Made
Player G Made Made/G
2 Nolley II, Landers 13 31 2.4
4 Alleyne, Nahiem 13 28 2.2
23 Radford, Tyrece 13 15 1.2
3 Bede, Wabissa 13 13 1.0
21 Ojiako, John 13 12 0.9

3-Point FG Percentage
Player 3FG Att Pct
15 Cone, Jalen 19 34 .559
0 Cattoor, Hunter 25 56 .446
2 Nolley II, Landers 37 85 .435
14 Horne, P.J. 19 44 .432
4 Alleyne, Nahiem 20 55 .364
1 Wilkins, Isaijah 13 41 .317
3 Bede, Wabissa 6 29 .207
23 Radford, Tyrece 1 8 .125

Field Goals Made
Player G Made Made/G
2 Nolley II, Landers 13 79 6.1
14 Horne, P.J. 13 46 3.5
23 Radford, Tyrece 13 43 3.3
4 Alleyne, Nahiem 13 42 3.2
0 Cattoor, Hunter 12 35 2.9

Rebounds Average
Player G Reb Reb/G
2 Nolley II, Landers 13 76 5.8
23 Radford, Tyrece 13 76 5.8
14 Horne, P.J. 13 60 4.6
3 Bede, Wabissa 13 55 4.2
1 Wilkins, Isaijah 13 47 3.6

Assists
Player G Ast Ast/G
3 Bede, Wabissa 13 83 6.4
2 Nolley II, Landers 13 33 2.5
1 Wilkins, Isaijah 13 23 1.8
4 Alleyne, Nahiem 13 21 1.6
23 Radford, Tyrece 13 18 1.4

3-Point FG Attempts
Player G Att Att/G
2 Nolley II, Landers 13 85 6.5
0 Cattoor, Hunter 12 56 4.7
4 Alleyne, Nahiem 13 55 4.2
14 Horne, P.J. 13 44 3.4
1 Wilkins, Isaijah 13 41 3.2

3-Point FG Attempts
Player G Att Att/G
2 Nolley II, Landers 13 85 6.5
0 Cattoor, Hunter 12 56 4.7
4 Alleyne, Nahiem 13 55 4.2
14 Horne, P.J. 13 44 3.4
1 Wilkins, Isaijah 13 41 3.2

Offensive Rebounds
Player G OReb OReb/G
23 Radford, Tyrece 13 34 2.6
21 Ojiako, John 13 17 1.3
14 Horne, P.J. 13 15 1.2
1 Wilkins, Isaijah 13 13 1.0
2 Nolley II, Landers 13 6 0.5

Steals
Player G Stl Stl/G
3 Bede, Wabissa 13 12 0.9
2 Nolley II, Landers 13 12 0.9
23 Radford, Tyrece 13 12 0.9
0 Cattoor, Hunter 12 11 0.9
1 Wilkins, Isaijah 13 9 0.7

3-Point FG Made
Player G Made Made/G
2 Nolley II, Landers 13 37 2.8
0 Cattoor, Hunter 12 25 2.1
4 Alleyne, Nahiem 13 20 1.5
14 Horne, P.J. 13 19 1.5
15 Cone, Jalen 13 19 1.5

3-Point FG Made
Player G Made Made/G
2 Nolley II, Landers 13 37 2.8
0 Cattoor, Hunter 12 25 2.1
4 Alleyne, Nahiem 13 20 1.5
14 Horne, P.J. 13 19 1.5
15 Cone, Jalen 13 19 1.5

Defensive Rebounds
Player G DReb DReb/G
2 Nolley II, Landers 13 70 5.4
3 Bede, Wabissa 13 51 3.9
14 Horne, P.J. 13 45 3.5
23 Radford, Tyrece 13 42 3.2
1 Wilkins, Isaijah 13 34 2.6

Blocked Shots
Player G Blk Blk/G
21 Ojiako, John 13 10 0.8
14 Horne, P.J. 13 8 0.6
3 Bede, Wabissa 13 5 0.4
2 Nolley II, Landers 13 4 0.3
23 Radford, Tyrece 13 4 0.3

Fouls
Player G PF PF/G
14 Horne, P.J. 13 21 1.6
2 Nolley II, Landers 13 19 1.5
3 Bede, Wabissa 13 19 1.5
15 Cone, Jalen 13 18 1.4
0 Cattoor, Hunter 12 17 1.4

Fouls
Player G PF PF/G
14 Horne, P.J. 13 21 1.6
2 Nolley II, Landers 13 19 1.5
3 Bede, Wabissa 13 19 1.5
15 Cone, Jalen 13 18 1.4
0 Cattoor, Hunter 12 17 1.4

Fouls
Player G PF PF/G
14 Horne, P.J. 13 21 1.6
2 Nolley II, Landers 13 19 1.5
3 Bede, Wabissa 13 19 1.5
15 Cone, Jalen 13 18 1.4
0 Cattoor, Hunter 12 17 1.4

Minutes
Player G Min Min/G
2 Nolley II, Landers 13 376 28:58
3 Bede, Wabissa 13 376 28:55
4 Alleyne, Nahiem 13 369 28:21
14 Horne, P.J. 13 344 26:27
0 Cattoor, Hunter 12 281 23:23

WHAT ARE THEY DOING NOW
• The Hokies have three players that are playing in the NBA or G-League, including Nickeil Alexander-Walker, Justin Robinson and Ahmed Hill.
• Alexander-Walker, who was an All-ACC selection a year ago, was selected in the first round of the NBA Draft, becoming the second-ever in school history. He now stars with the Pelicans.
• Robinson, Tech's all-time assists career leader, plays with the Washington Wizards and their G-League affiliate (Capital City Go-Go) and has gone back and forth so far this season.
• Hill, who was vital in Tech's run to the Sweet 16 last season, signed a two-way deal with the Char-

POINTS, REBOUNDS & ASSISTS GAME-BY-GAME

Opponent Date Score 0 CATTOOR,HU 1 WILKINS,IS 2 NOLLEY II, 3 BEDE,WABIS 4 ALLEYNE,NA 11 PALMER,BRE 14 HORNE,P.J. 15 CONE,JALEN 21 OJIAKO,JOH 23 RADFORD,TY 24 JOHNSON,BR
at Clemson 11/05/19 67-60 W 0-4-0 4-6-2 30-5-0 7-8-6 11-3-1 DNP 8-7-2 3-1-0 0-1-0 4-4-0 DNP
Coppin St. 11/08/19 74-42 W 5-8-3 7-7-0 11-7-1 3-9-10 18-2-0 0-1-0 9-3-2 5-1-0 6-2-0 10-8-1 0-1-0
USC Upstate 11/13/19 80-57 W 9-0-1 2-4-2 23-6-3 7-2-8 9-2-4 DNP 9-4-0 11-1-0 4-3-0 6-4-1 DNP
Lehigh 11/16/19 79-53 W 11-1-2 2-4-0 27-5-4 4-3-6 5-2-1 DNP 14-5-0 8-1-4 0-2-0 8-11-2 0-1-0
Delaware St. 11/20/19 100-64 W 8-6-4 15-6-7 10-1-3 5-5-10 20-4-1 DNP 7-2-1 17-1-1 9-7-0 9-8-2 0-0-0
vs Michigan St. 11/25/19 71-66 W 10-2-3 2-1-1 22-4-5 11-3-5 10-3-1 DNP 12-7-1 2-2-0 2-2-0 0-1-0 DNP
vs Dayton 11/26/19 62-89 L 12-1-0 3-3-1 15-6-1 6-2-6 9-2-3 DNP 7-3-1 0-0-0 4-1-0 6-2-1 DNP
vs BYU 11/27/19 77-90 L 3-4-0 3-1-0 22-7-1 11-4-7 12-3-4 DNP 13-4-1 2-0-0 2-2-0 9-2-1 DNP
Duke 12/06/19 63-77 L 0-0-0 7-4-2 7-8-4 12-4-5 6-2-1 DNP 15-6-0 2-0-0 2-0-0 12-7-0 DNP
Chattanooga 12/11/19 63-58 W DNP 0-1-1 19-6-3 7-8-7 22-5-0 DNP 2-5-0 3-1-0 2-1-0 8-7-1 DNP
Gardner-Webb 12/15/19 73-46 W 11-1-2 13-2-3 18-9-3 8-1-5 0-2-1 DNP 3-5-0 6-1-1 4-9-0 10-10-0 0-1-0
VMI 12/21/19 64-55 W 14-5-1 13-4-2 4-2-2 4-3-2 5-2-2 DNP 6-4-0 9-1-0 2-0-1 7-10-4 0-0-0
UMES 12/29/19 92-37 W 17-4-1 4-4-2 18-10-3 0-3-6 5-1-2 2-3-0 7-5-0 11-4-1 15-8-0 13-2-5 0-2-0

lotte Hornets. He was waived by the Hornets and now the Phoenix Suns have acquired his rights, with Hill now playing for the NAZ Suns, who are located in Prescott Valley, Arizona. He had 16 points his first game.

ABOUT ATTENDANCE

- Last season, the Hokies saw increased attendance at Cassell, with Tech averaging 8,237 per game — up more than 1,500 fans per game from three years ago — and the largest attendance since the 2010-11 season.
• Eight games sold out, including seven ACCs.
• The Hokies averaged 8,882 for home ACC

games, almost 400 fans per game ahead of the previous season.

610 IN CASSELL

- After the win over VMI on Dec. 21, the Hokies have a 610-197 overall record in Cassell Coliseum, for a .756 winning percentage.
• The win over Florida State in 2011 was the 500th victory in Cassell and the win over Georgia Tech in 2018-19 was the 600th victory in the building.
• Tech went 14-2 in 2018-19 on its home court, which is tied for the fourth-most wins in a season at Cassell.



TEAM HIGHS & LOWS

Virginia Tech - GAME HIGHS

POINTS	100	Delaware St. (11/20/19)
	92	UMES (12/29/19)
	80	USC Upstate (11/13/19)
	79	Lehigh (11/16/19)
	77	vs BYU (11/27/19)
FIELD GOALS MADE	35	Delaware St. (11/20/19)
	32	UMES (12/29/19)
FIELD GOAL ATTEMPTS	72	UMES (12/29/19)
	65	Lehigh (11/16/19)
FIELD GOAL PERCENTAGE	.565 (35-62)	Delaware St. (11/20/19)
	.534 (31-58)	vs BYU (11/27/19)
	.534 (31-58)	USC Upstate (11/13/19)
3 PT FG MADE	21	Delaware St. (11/20/19)
	14	Lehigh (11/16/19)
3 PT FG ATTEMPTS	37	Delaware St. (11/20/19)
	37	Lehigh (11/16/19)
3 PT FG PERCENTAGE	.568 (21-37)	Delaware St. (11/20/19)
	.500 (11-22)	vs BYU (11/27/19)
FREE THROWS MADE	16	UMES (12/29/19)
	15	VMI (12/21/19)
	15	vs Michigan St. (11/25/19)
FREE THROW ATTEMPTS	24	VMI (12/21/19)
	22	vs Michigan St. (11/25/19)
FREE THROW PERCENTAGE	.842 (16-19)	UMES (12/29/19)
	.786 (11-14)	Chattanooga (12/11/19)
REBOUNDS	53	UMES (12/29/19)
	49	Coppin St. (11/08/19)
ASSISTS	29	Delaware St. (11/20/19)
	20	UMES (12/29/19)
STEALS	9	VMI (12/21/19)
	8	vs Michigan St. (11/25/19)
	8	Lehigh (11/16/19)
BLOCKED SHOTS	6	vs Michigan St. (11/25/19)
	6	USC Upstate (11/13/19)
TURNOVERS	15	Coppin St. (11/08/19)
	14	Duke (12/06/19)
FOULS	19	vs Dayton (11/26/19)
	16	vs Michigan St. (11/25/19)

Opponent - GAME HIGHS

POINTS	90	vs BYU (11/27/19)
	89	vs Dayton (11/26/19)
	77	Duke (12/06/19)
	66	vs Michigan St. (11/25/19)
	64	Delaware St. (11/20/19)
FIELD GOALS MADE	35	vs Dayton (11/26/19)
	32	vs BYU (11/27/19)
FIELD GOAL ATTEMPTS	71	Coppin St. (11/08/19)
	64	at Clemson (11/05/19)
FIELD GOAL PERCENTAGE	.636 (35-55)	vs Dayton (11/26/19)
	.542 (32-59)	vs BYU (11/27/19)
3 PT FG MADE	17	vs BYU (11/27/19)
	13	VMI (12/21/19)
3 PT FG ATTEMPTS	39	Coppin St. (11/08/19)
	34	vs BYU (11/27/19)
3 PT FG PERCENTAGE	.500 (17-34)	vs BYU (11/27/19)
	.458 (11-24)	vs Dayton (11/26/19)
FREE THROWS MADE	14	USC Upstate (11/13/19)
	10	Duke (12/06/19)
	10	vs Michigan St. (11/25/19)
FREE THROW ATTEMPTS	18	USC Upstate (11/13/19)
	16	Gardner-Webb (12/15/19)
FREE THROW PERCENTAGE	1.000 (10-10)	Duke (12/06/19)
	.818 (9-11)	vs BYU (11/27/19)
REBOUNDS	45	Coppin St. (11/08/19)
	43	vs Michigan St. (11/25/19)
ASSISTS	22	vs BYU (11/27/19)
	22	vs Dayton (11/26/19)
STEALS	8	Duke (12/06/19)
	8	Coppin St. (11/08/19)
BLOCKED SHOTS	7	UMES (12/29/19)
	4	VMI (12/21/19)
	4	Gardner-Webb (12/15/19)
	4	Duke (12/06/19)
TURNOVERS	23	VMI (12/21/19)
	19	Lehigh (11/16/19)
FOULS	21	vs Dayton (11/26/19)
	20	vs Michigan St. (11/25/19)

Virginia Tech - GAME LOWS

POINTS	62	vs Dayton (11/26/19)
	63	Chattanooga (12/11/19)
	63	Duke (12/06/19)
	64	VMI (12/21/19)
	67	at Clemson (11/05/19)
FIELD GOALS MADE	21	VMI (12/21/19)
	22	vs Dayton (11/26/19)
	22	at Clemson (11/05/19)
FIELD GOAL ATTEMPTS	51	vs Dayton (11/26/19)
	52	vs Michigan St. (11/25/19)
FIELD GOAL PERCENTAGE	.344 (21-61)	VMI (12/21/19)
	.386 (22-57)	at Clemson (11/05/19)
3 PT FG MADE	5	Duke (12/06/19)
	6	Chattanooga (12/11/19)
3 PT FG ATTEMPTS	20	Duke (12/06/19)
	21	Chattanooga (12/11/19)
	21	vs Dayton (11/26/19)
	21	vs Michigan St. (11/25/19)
3 PT FG PERCENTAGE	.250 (5-20)	Duke (12/06/19)
	.269 (7-26)	VMI (12/21/19)
FREE THROWS MADE	3	Lehigh (11/16/19)
	4	Duke (12/06/19)
	4	vs BYU (11/27/19)
FREE THROW ATTEMPTS	4	Lehigh (11/16/19)
	6	Duke (12/06/19)
FREE THROW PERCENTAGE	.556 (10-18)	vs Dayton (11/26/19)
	.571 (4-7)	vs BYU (11/27/19)
REBOUNDS	21	vs Dayton (11/26/19)
	27	vs Michigan St. (11/25/19)
ASSISTS	11	at Clemson (11/05/19)
	12	Chattanooga (12/11/19)
	12	Duke (12/06/19)
STEALS	1	vs BYU (11/27/19)
	2	Duke (12/06/19)
BLOCKED SHOTS	0	Gardner-Webb (12/15/19)
	1	at Clemson (11/05/19)
TURNOVERS	2	UMES (12/29/19)
	7	VMI (12/21/19)
	7	Chattanooga (12/11/19)
FOULS	6	Duke (12/06/19)
	8	VMI (12/21/19)
	8	Lehigh (11/16/19)

Opponent - GAME LOWS

POINTS	37	UMES (12/29/19)
	42	Coppin St. (11/08/19)
	46	Gardner-Webb (12/15/19)
	53	Lehigh (11/16/19)
	55	VMI (12/21/19)
FIELD GOALS MADE	14	UMES (12/29/19)
	14	Coppin St. (11/08/19)
FIELD GOAL ATTEMPTS	51	VMI (12/21/19)
	53	Chattanooga (12/11/19)
	53	Lehigh (11/16/19)
	53	USC Upstate (11/13/19)
FIELD GOAL PERCENTAGE	.197 (14-71)	Coppin St. (11/08/19)
	.237 (14-59)	UMES (12/29/19)
3 PT FG MADE	3	USC Upstate (11/13/19)
	6	Coppin St. (11/08/19)
3 PT FG ATTEMPTS	22	Lehigh (11/16/19)
	23	vs Michigan St. (11/25/19)
3 PT FG PERCENTAGE	.120 (3-25)	USC Upstate (11/13/19)
	.154 (6-39)	Coppin St. (11/08/19)
FREE THROWS MADE	0	VMI (12/21/19)
	2	UMES (12/29/19)
FREE THROW ATTEMPTS	0	VMI (12/21/19)
	5	UMES (12/29/19)
	5	Lehigh (11/16/19)
FREE THROW PERCENTAGE	.000 (0-0)	VMI (12/21/19)
	.400 (2-5)	UMES (12/29/19)
REBOUNDS	26	Delaware St. (11/20/19)
	28	Lehigh (11/16/19)
ASSISTS	6	Coppin St. (11/08/19)
	8	USC Upstate (11/13/19)
STEALS	1	UMES (12/29/19)
	1	Chattanooga (12/11/19)
BLOCKED SHOTS	1	vs Dayton (11/26/19)
	1	Delaware St. (11/20/19)
	1	Lehigh (11/16/19)
	1	Coppin St. (11/08/19)
TURNOVERS	6	vs BYU (11/27/19)
	7	Duke (12/06/19)
FOULS	9	Lehigh (11/16/19)
	10	USC Upstate (11/13/19)





Mike YOUNG

- First season at Virginia Tech
- 18th as a head coach in Division I
- Produced three AP All-America selections at Wofford
- Took Wofford to five NCAA Tournament appearances

The Young File

PERSONAL

BORN: May 1, 1963
 HOMETOWN: Radford, Virginia
 FAMILY: Wife (Margaret), Children (Cooper & Davis)
 COACHING RECORD AT VIRGINIA TECH: 10-3 (1st year)
 CAREER HEAD COACHING RECORD: 309-247 (.556)

EDUCATION

Emory & Henry (1986)
 JOINED TECH STAFF: April 7, 2019
 YEARS OF COLLEGIATE HEAD COACHING: 18
 YEARS OF COLLEGIATE COACHING: 33

COACHING CAREER

Year	School
1986-88	Assistant Coach, Emory & Henry
1988-89	Assistant Coach, Radford
1989-02	Assistant Coach, Wofford
2002-19	Head Coach, Wofford
2019-present	Head Coach, Virginia Tech

ACCOMPLISHMENTS

Five NCAA Tournaments

2019, 2015, 2014, 2011, 2010

Five SoCon Tournament Championships

2019, 2015, 2014, 2011, 2010

Four SoCon Regular-Season Titles

2019, 2015, 2011, 2010

Two-time National Coach of the Year

2019 (Sporting News), 2010 (Hugh Durham)

Three AP All-America Selections

Fletcher Magee (2018-19) Karl Cochran (2014-15) Noah Dahlman (2009-10)

Four SoCon Player of the Years

Fletcher Magee (2017-18, 2018-19) Karl Cochran (2014-15) & Noah Dahlman (2009-10)

All-SoCon

24 selections (Coaches) 34 selections (media)

Mike Young begins his first season as the head men's basketball coach at Virginia Tech. The veteran head coach comes home to the New River Valley with a wealth of experience and the desire and focus to lead this Hokies program in its quest to be among the best in the ACC and the nation.

Since arriving in Blacksburg, Young has worked diligently to assemble a top-level coaching staff. Along with that staff, Young has devoted countless hours toward putting together a competitive roster for the 2019-20 season and making a noticeable impact on the always evolving national recruiting community.

The Radford, Virginia native joins the Hokies after a record-setting 17-year tenure as the head coach at Wofford. The Terriers posted a 30-5 overall record in 2018-19, including a perfect 18-0 mark in Southern Conference play, and registered a convincing 84-68 win over Seton Hall in the first round of the 2019 NCAA Tournament.

The 2019 Sporting News Coach of the Year, Young finished third in last season's Associated Press Coach of the Year voting behind Texas Tech's Chris Beard and Houston's Kelvin Sampson. In his 17 seasons at the helm as head coach of Wofford College, Young built the Terriers into one of the Southern Conference's preeminent programs and a perennial NCAA Tournament participant. He guided Wofford to five NCAA Tournament berths over the past 10 seasons and five Southern Conference championships. In addition to the on-court success of his teams, 100 percent of Young's student-athletes at Wofford who completed their eligibility graduated.

In addition to owning numerous coaching accolades, Young currently serves as a member of the NCAA's Men's Basketball Ethics Committee.

Young compiled a 299-244 (.551) overall record at Wofford and earned Southern Conference Coach of the Year honors four times (2010, 2014, 2015 and 2019). Under his guidance, the Terriers registered an impressive list of nonconference wins, including ones over the likes of Auburn, Cincinnati, Clemson, Georgia, Georgia Tech, NC State, Purdue, Seton Hall, South Carolina, Virginia Tech, Xavier and Wake Forest. Arguably the most compelling nonconference victory of his tenure at Wofford came on Dec. 20, 2017 when the Terriers faced then-No. 5 North Carolina at the Dean Smith Center in Chapel Hill, North Carolina and registered a 79-75 victory over head coach Roy Williams and the Tar Heels.

Prior to assuming the head coaching reins for the Terriers in 2002-03, Young was an assistant coach to current Wofford Director of Athletics Richard Johnson. Young came to

Wofford after serving as a graduate assistant for one year under Oliver Purnell at Radford University.

A 1986 graduate of Emory & Henry College, he was a four-year letterman in basketball for coach Bob Johnson and the team captain his junior and senior seasons. He credits Johnson for having a major influence on his playing and coaching career.

Upon his graduation, Young became a full-time assistant coach for two years at Emory & Henry before moving on to Radford. Another of Young's mentors is Fletcher Arritt, longtime coach of Fork Union (Va.) Military Academy. Young played one season for him before attending Emory & Henry. In the summer of 2015, Young was inducted into the Emory & Henry College Sports Hall of Fame, as well as the Radford High School Hall of Fame.

Young and wife Margaret have a daughter, Cooper, a student at the University of the South, and a son, Davis, who is attending Blacksburg High School.

YEAR BY YEAR

Year	School	Rec.	Conf.	Postseason
2019-20	Virginia Tech	10-3	1-1	---
2018-19	Wofford	30-5	18-0	NCAA Round of 32
2017-18	Wofford	21-13	11-7	CIT
2016-17	Wofford	16-17	10-8	
2015-16	Wofford	15-17	11-7	
2014-15	Wofford	28-7	16-2	NCAA First Round
2013-14	Wofford	20-13	11-5	NCAA First Round
2012-13	Wofford	13-19	7-11	
2011-12	Wofford	19-14	12-6	CBI
2010-11	Wofford	21-13	14-4	NCAA First Round
2009-10	Wofford	26-9	15-3	NCAA First Round
2008-09	Wofford	16-14	12-8	
2007-08	Wofford	16-16	8-12	
2006-07	Wofford	10-20	5-13	
2005-06	Wofford	11-18	6-9	
2004-05	Wofford	14-14	7-9	
2003-04	Wofford	9-20	4-12	
2002-03	Wofford	14-15	8-8	

WHEN IT COUNTS

- Mike Young brings a polished resume from his time at Wofford and you can see that in the numbers he carries.
- Over the last six years when Young has had a lead with five minutes to go, he usually holds on to it to preserve the win, boasting a .922 winning percentage to his name.

Year	G	W	L	Pct.
2014-15	25	23	2	.920
2015-16	17	14	3	.824
2016-17	17	15	2	.882
2017-18	21	19	2	.905
2018-19	27	27	0	1.000
2019-20	9	9	0	1.000
Total	116	107	9	.922

Opponent	G	W	L	Pct.
High-Major	6	5	1	.833
Mid-Major	110	102	8	.927
Conference	66	59	7	.894
Nonconference	50	48	2	.960
Postseason	9	7	2	.778





HUNTER CATTOOR (cuh-TOUR)

Freshman | 6-3 | 205
G | Orlando, Fla.

High School
Bishop Moore

Major: Business

0

AT THE RIM

- Has played in 12 games, drawing one start.
- Set a career high in points for the second straight game, collecting 17 points, thanks to five 3-pointers, four rebounds, an assist and a steal versus Maryland Eastern Shore (12/29).
- Dropped a career-high 14 points, scoring 13 of those points in the second half, and tallied five rebounds and two steals, which he converted into transition layups, against VMI (12/21).
- Missed Tech's game versus Chattanooga (12/11) due to a minor ankle injury.
- Scored his first collegiate points against Coppin State (11/8) in the home opener, ending up with five points, while collecting a career-high eight rebounds, three assists and a steal.
- Originally committed to Wofford, but signed with the Hokies after Virginia Tech's hiring of Mike Young.
- Four-year letterwinner at Bishop Moore High School.
- FHSAA 6A first-team All-State and District Player of the Year.
- Scored 1,420 career points in high school.
- A three-star on 247 Sports.
- Also played quarterback on Bishop Moore's football team for one season.

CAREER HIGHS

Statistic	Value
Points	17 vs UMES 12/29/19
Rebounds	8 vs Coppin St. 11/08/19
Assists	4 vs Delaware St. 11/20/19
Steals	3 vs Gardner-Webb 12/15/19
Blocks	1 vs Coppin St. 11/08/19, vs Lehigh 11/16/19, vs Michigan St. 11/25/19
FG Made	6 vs UMES 12/29/19
FG Attempts	9 vs UMES 12/29/19
3FG Made	5 vs UMES 12/29/19
3FG Attempts	7 vs Lehigh 11/16/19, vs UMES 12/29/19
FT Made	4 vs VMI 12/21/19
FT Attempts	7 vs VMI 12/21/19

GAME-BY-GAME STATS

Opponent	Date	GS	MIN	Total			3-Pointers		Free throws		Rebounds			PF	A	T/O	BLK	STL	PTS	AVG
				FG-FGA	PCT	3FG-3FGA	PCT	FT-FTA	PCT	OFF	DEF	TOT	AVG							
at Clemson	11/05/19	*	27:13	0-3	.000	0-2	.000	0-0	.000	0	4	4	4.0	1	0	1	0	0	0	0.0
Coppin St.	11/08/19		22:03	2-6	.333	1-5	.200	0-0	.000	1	7	8	6.0	1	3	1	1	1	5	2.5
USC Upstate	11/13/19		22:36	3-7	.429	3-6	.500	0-0	.000	0	0	0	4.0	0	1	1	0	0	9	4.7
Lehigh	11/16/19		21:54	4-8	.500	3-7	.429	0-0	.000	0	1	1	3.3	0	2	0	1	2	11	6.3
Delaware St.	11/20/19		23:07	3-6	.500	2-4	.500	0-0	.000	0	6	6	3.8	1	4	0	0	0	8	6.6
vs Michigan St.	11/25/19		30:13	4-8	.500	2-5	.400	0-0	.000	0	2	2	3.5	3	3	0	1	1	10	7.2
vs Dayton	11/26/19		30:30	4-7	.571	4-6	.667	0-2	.000	0	1	1	3.1	3	0	1	0	1	12	7.9
vs BYU	11/27/19		21:01	1-2	.500	1-2	.500	0-1	.000	0	4	4	3.3	3	0	1	0	0	3	7.3
Duke	12/06/19		17:36	0-2	.000	0-2	.000	0-0	.000	0	0	0	2.9	1	0	1	0	0	0	6.4
Gardner-Webb	12/15/19		16:53	4-7	.571	2-4	.500	1-2	.500	0	1	1	2.7	2	2	0	0	3	11	6.9
VMI	12/21/19		24:37	4-8	.500	2-6	.333	4-7	.571	1	4	5	2.9	1	1	0	0	2	14	7.5
UMES	12/29/19		22:56	6-9	.667	5-7	.714	0-0	.000	1	3	4	3.0	1	1	0	0	1	17	8.3
Totals			1 280:39	35-73	.479	25-56	.446	5-12	.417	3	33	36	3.0	17	6	3	11	100	8.3	

CAREER HIGHS

SEASON	TEAM	GP-GS	MIN	AVG	Field Goals	3-Point	F-Throws	Rebounds	PF	AST	BLK	STL	PTS	AVG
2019-20	Hokies	12-1	281/23.4		35-73	.479	25-56	.446	5-12	.417	3	33	36	3.0
TOTAL		12-1	281/23.4		35-73	.479	25-56	.446	5-12	.417	3	33	36	3.0



ISAIAH WILKINS

Sophomore | 6-4 | 225
G | Winston-Salem, N.C.

High School
Mount Tabor

Major: Communications

1

AT THE RIM

- Has played in all 13 games, starting two contests.
- Pulled down four rebounds for the second straight game and chipped in two assists, one steal and four points versus Maryland Eastern Shore (12/29).
- Scored 13 points for the second straight game, while posting four rebounds, two assists and two steals against VMI (12/21).
- Posted his second-most points of the season with 13 versus Gardner-Webb (12/15), while recording two rebounds, three assists and two steals.
- Pulled down a rebound and dished out an assist versus Chattanooga (12/11).
- Tallied seven points, four rebounds – both were his most in two weeks (Nov. 20, Delaware State) – two assists and a steal against No. 10/8 Duke (12/6).
- Had three points and three rebounds versus Dayton (11/26).
- Turned in two points, one assist, one rebound and a steal in the win over No. 3 Michigan State (11/25).
- Turned in a season-high 15 points thanks to five 3-pointers, while collecting six rebounds and a career-high seven assists against Delaware State (11/20).
- Played in 34 games, starting one of those (Central Connecticut State on Dec 1) in 2018-19.

CAREER HIGHS

Statistic	Value
Points	21 vs Gardner-Webb 11/09/18
Rebounds	8 vs Saint Francis (PA) 11/24/18
Assists	7 vs Delaware St. 11/20/19
Steals	2 4 times
Blocks	2 vs Northeastern 11/16/18
FG Made	7 vs Gardner-Webb 11/09/18
FG Attempts	10 vs Gardner-Webb 11/09/18, vs Delaware St. 11/20/19
3FG Made	5 vs Gardner-Webb 11/09/18, vs Delaware St. 11/20/19
3FG Attempts	7 vs Gardner-Webb 11/09/18, vs Delaware St. 11/20/19
FT Made	3 5 times
FT Attempts	4 5 times

GAME-BY-GAME STATS

Opponent	Date	GS	MIN	Total			3-Pointers		Free throws		Rebounds			PF	A	T/O	BLK	STL	PTS	AVG	
				FG-FGA	PCT	3FG-3FGA	PCT	FT-FTA	PCT	OFF	DEF	TOT	AVG								
at Clemson	11/05/19	*	20:35	1-7	.143	1-5	.200	1-3	.333	4	2	6	6.0	5	2	2	0	1	4	4.0	
Coppin St.	11/08/19	*	23:15	3-8	.375	1-3	.333	0-0	.000	1	6	7	6.5	2	0	3	0	1	7	5.5	
USC Upstate	11/13/19		19:37	1-5	.200	0-4	.000	0-0	.000	0	4	4	5.7	1	2	0	0	0	2	4.3	
Lehigh	11/16/19		15:13	1-5	.200	0-3	.000	0-0	.000	0	4	4	5.3	1	0	0	1	0	2	3.8	
Delaware St.	11/20/19		25:47	5-10	.500	5-7	.714	0-0	.000	1	5	6	5.4	1	7	0	0	0	15	6.0	
vs Michigan St.	11/25/19		09:53	1-4	.250	0-1	.000	0-0	.000	1	0	1	4.7	0	1	0	0	0	1	2	5.3
vs Dayton	11/26/19		12:59	1-3	.333	0-1	.000	1-2	.500	0	3	3	4.4	1	1	0	1	0	3	5.0	
vs BYU	11/27/19		10:51	1-1	1.000	1-1	1.000	0-0	.000	0	1	1	4.0	1	0	0	0	0	3	4.8	
Duke	12/06/19		16:11	2-6	.333	1-4	.250	2-2	1.000	2	2	4	4.0	2	0	0	0	1	7	5.0	
Chattanooga	12/11/19		06:43	0-2	.000	0-2	.000	0-0	.000	1	0	1	3.7	1	1	0	0	0	0	4.5	
Gardner-Webb	12/15/19		19:32	4-7	.571	2-4	.500	3-3	1.000	0	2	2	3.5	1	3	1	0	2	13	5.3	
VMI	12/21/19		21:34	4-7	.571	2-4	.500	3-4	.750	1	3	4	3.6	1	2	0	0	2	13	5.9	
UMES	12/29/19		13:47	1-4	.250	0-2	.000	2-2	1.000	2	2	4	3.6	0	2	0	0	1	4	5.8	
Totals			2 215:57	25-69	.362	13-41	.317	12-16	.750	13	34	47	3.6	15	23	6	2	9	75	5.8	

CAREER STATS

SEASON	TEAM	GP-GS	MIN	AVG	Field Goals	3-Point	F-Throws	Rebounds	PF	AST	BLK	STL	PTS	AVG
2018-19	Hokies	34-1	486/14.3		57-117	.487	22-54	.407	23-31	.742	31	47	78	2.3
2019-20	Hokies	13-2	216/16.6		25-69	.362	13-41	.317	12-16	.750	13	34	47	3.6
TOTAL		47-3	702/14.9		82-186	.441	35-95	.368	35-47	.745	44	81	125	2.7



LANDERS NOLLEY II (NAH-lee)

Redshirt Freshman | 6-7 | 225
G/F | Atlanta, Ga.

High School
Langston Hughes

Major: Public Health

2

4x ACC Freshman of the Week (11/18, 12/2, 12/16, 12/30)
Maui Jim Maui Invitational All-Tournament Team
2018-19 ACC Academic Honor Roll

AT THE RIM

- Has played in all 13 games, starting each contest.
- Recorded his first-ever double-double with 18 points and 10 rebounds versus Maryland Eastern Shore (12/29).
- Had his second game this season of hitting at least five 3s, finishing with five triples on his way to 18 points, a career-high nine rebounds and three assists vs. Gardner-Webb (12/15).
- Talled a game-high 22 points and a career-high eight free throws, going 8-for-8, while getting it done defensively, setting new career highs with three steals and two blocks in the upset win over then-No. 3/3 Michigan State in Maui.
- Hit the most 3-pointers by an ACC player this season, making seven triples on his way to 27 points, while collecting five rebounds, four assists and two steals versus Lehigh (11/16).
- Had the best debut by a freshman in Tech history, breaking the school record of most points in a debut with a career-high 30, the fourth-most by an ACC freshman in a debut.
- Had 26 points and six rebounds in the 2017 state 6A title game, leading Langston Hughes to the first of two state titles.
- His father, Landers Nolley Sr., played for Dale Brown at LSU.

CAREER HIGHS

Statistic	Value
Points	30 at Clemson 11/05/19
Rebounds	10 vs UMES 12/29/19
Assists	5 vs Michigan St. 11/25/19
Steals	3 vs Michigan St. 11/25/19
Blocks	2 vs Michigan St. 11/25/19
FG Made	12 at Clemson 11/05/19
FG Attempts	23 at Clemson 11/05/19
3FG Made	7 vs Lehigh 11/16/19
3FG Attempts	12 vs Lehigh 11/16/19
FT Made	8 vs Michigan St. 11/25/19
FT Attempts	8 vs Michigan St. 11/25/19

GAME-BY-GAME STATS

Opponent	Date	GS	MIN	Total FG-FGA	PCT	3FG-3FGA	PCT	FT-FTA	PCT	OFF DEF	TOT	AVG	PF	A	T/O	BLK	STL	PTS	AVG		
at Clemson	11/05/19	*	36:57	12-23	.522	4-8	.500	2-4	.500	1	4	5	3	0	5	0	2	30	30.0		
Coppin St.	11/08/19	*	26:20	3-10	.300	0-5	.000	5-7	.714	0	7	7	6	0	1	3	1	11	20.5		
USC Upstate	11/13/19	*	33:35	8-14	.571	4-7	.571	3-4	.750	0	6	6	6	0	3	2	0	1	23	21.3	
Lehigh	11/16/19	*	29:46	10-19	.526	7-12	.583	0-0	.000	0	5	5	8	2	4	5	1	2	27	22.8	
Delaware St.	11/20/19	*	18:25	4-8	.500	2-5	.400	0-0	.000	0	1	1	4	8	1	3	2	0	10	20.2	
vs Michigan St.	11/25/19	*	36:30	5-12	.417	4-6	.667	8-8	1.000	0	4	4	4	7	0	5	3	2	22	20.5	
vs Dayton	11/26/19	*	24:28	5-13	.385	3-6	.500	2-2	1.000	0	6	6	4	9	3	1	3	0	15	19.7	
vs BYU	11/27/19	*	35:30	9-18	.500	3-4	.750	1-1	1.000	0	7	7	5	1	1	1	0	1	22	20.0	
Duke	12/06/19	*	29:19	3-7	.429	0-2	.000	1-2	.500	0	8	8	5	4	3	4	9	0	7	18.6	
Chattanooga	12/11/19	*	34:03	7-20	.350	1-7	.143	4-5	.800	1	5	6	5	5	1	3	2	0	19	18.6	
Gardner-Webb	12/15/19	*	30:13	6-14	.429	5-10	.500	1-2	.500	0	9	9	5	8	2	3	1	0	18	18.5	
VMI	12/21/19	*	18:26	1-11	.091	1-5	.200	1-2	.500	1	1	2	5	1	2	3	0	1	4	17.3	
UMES	12/29/19	*	22:56	6-13	.462	3-8	.375	3-4	.750	3	7	10	5	8	1	3	0	0	18	17.4	
Totals			13	376:28	79-182	.434	37-85	.435	31-41	.756	6	70	76	5	19	33	39	4	12	226	17.4

CAREER STATS

SEASON	TEAM	GP-GS	MIN	AVG	FG-FGA	FG%	3FG-3FGA	3FG%	FT-FTA	FT%	OFF DEF	TOT	AVG	PF	FO	AST	TO	BLK	STL	PTS	AVG
2019-20	Hokies	13-13	376/29.0	79-182	.434	37-85	.435	31-41	.756	6	70	76	5.8	19-0	33	39	4	12	226	17.4	
TOTAL		13-13	376/29.0	79-182	.434	37-85	.435	31-41	.756	6	70	76	5.8	19-0	33	39	4	12	226	17.4	



WABISSA BEDE (wa-BEE-sah BEE-dee)

Junior | 6-0 | 200
G | North Andover, Mass.

High School
Cushing Academy

Major: Communications

3

2018-19 ACC Academic Honor Roll

AT THE RIM

- Has played in all 13 games, starting each contest.
- Had his most assists since Dec. 11 with six vs. Maryland Eastern Shore (12/29), while recording three rebounds, one block and a steal. But was held scoreless for the first time this year.
- Talled a season-low three assists, three rebounds and four points against VMI (12/21).
- Posted a season-high 12 points, four rebounds and five assists against No. 10/8 Duke (12/6).
- Played one of his best offensive games, recording a season-high 11 points, three rebounds and five assists versus then-No. 3 Michigan State (11/25).
- Tied his career high of 10 assists against Delaware State (11/20), while tallying five rebounds and five points.
- Had a near double-double against Coppin State (11/8) in the home opener, collecting two career highs with nine rebounds and 10 assists, while hitting a 3-pointer.
- Filled up the stat sheet at Clemson (11/5) in the season opener, recording seven points, eight rebounds and six assists.
- Played in 35 games, starting 28 of those in 2018-19.

CAREER HIGHS

Statistic	Value
Points	14 vs UMES 12/28/18
Rebounds	9 vs Coppin St. 11/08/19
Assists	10 vs Coppin St. 11/08/19, vs Delaware St. 11/20/19
Steals	4 vs Gardner-Webb 11/09/18, at Clemson 02/09/19, at NC State 02/02/19
Blocks	2 vs The Citadel 11/12/17
FG Made	6 vs Duke 12/06/19
FG Attempts	13 vs BYU 11/27/19
3FG Made	4 vs UMES 12/28/18
3FG Attempts	5 vs Duke 02/26/19, vs BYU 11/27/19
FT Made	6 vs Houston Baptist 11/21/17
FT Attempts	9 vs Michigan St. 11/25/19


GAME-BY-GAME STATS

Opponent	Date	GS	MIN	Total FG-FGA	PCT	3FG-3FGA	PCT	FT-FTA	PCT	OFF DEF	TOT	AVG	PF	A	T/O	BLK	STL	PTS	AVG		
at Clemson	11/05/19	*	31:44	2-4	.500	0-1	.000	3-4	.750	0	8	8	8	0	3	6	3	1	0	7	7.0
Coppin St.	11/08/19	*	24:15	1-4	.250	1-3	.333	0-0	.000	0	9	9	8	5	2	10	2	0	2	3	5.0
USC Upstate	11/13/19	*	25:44	3-8	.375	1-2	.500	0-0	.000	0	2	2	6	3	2	8	2	1	1	7	5.7
Lehigh	11/16/19	*	25:14	2-6	.333	0-2	.000	0-0	.000	0	3	3	5	5	1	6	1	0	3	4	5.3
Delaware St.	11/20/19	*	23:15	2-3	.667	1-2	.500	0-2	.000	0	5	5	4	0	10	0	0	1	5	5.2	
vs Michigan St.	11/25/19	*	30:43	3-10	.300	0-3	.000	5-9	.556	0	3	3	5	0	4	5	2	1	0	11	6.2
vs Dayton	11/26/19	*	33:34	2-9	.222	0-4	.000	2-3	.667	0	2	2	4	6	3	6	1	0	3	6	6.1
vs BYU	11/27/19	*	34:07	5-13	.385	1-5	.200	0-1	.000	1	3	4	5	2	7	2	1	0	11	6.2	
Duke	12/06/19	*	35:03	6-10	.600	0-1	.000	0-0	.000	0	4	4	4	4	0	5	2	0	0	11	6.8
Chattanooga	12/11/19	*	38:26	3-7	.429	1-1	1.000	0-0	.000	2	6	8	4	8	1	7	2	1	1	7	7.3
Gardner-Webb	12/15/19	*	24:18	3-5	.600	1-2	.500	1-2	.500	1	0	1	4	5	1	5	2	0	0	8	7.4
VMI	12/21/19	*	29:36	1-3	.333	0-1	.000	2-2	1.000	0	3	3	4	3	0	2	1	0	0	4	7.1
UMES	12/29/19	*	19:55	0-4	.000	0-2	.000	0-0	.000	0	3	3	4	2	0	6	0	1	1	0	6.5
Totals			13	375:54	33-86	.384	6-29	.207	13-23	.565	4	51	55	4.2	19	83	20	5	12	85	6.5

CAREER STATS

SEASON	TEAM	GP-GS	MIN	AVG	FG-FGA	FG%	3FG-3FGA	3FG%	FT-FTA	FT%	OFF DEF	TOT	AVG	PF	FO	AST	TO	BLK	STL	PTS	AVG
2017-18	Hokies	28-0	233/8.3	25-51	.490	9-17	.529	11-18	.611	4	20	24	0.9	27-1	23	9	3	7	70	2.5	
2018-19	Hokies	35-26	886/25.3	51-127	.402	23-65	.354	7-13	.538	8	78	86	2.5	58-0	82	37	3	38	132	3.8	
2019-20	Hokies	13-13	376/28.9	33-86	.384	6-29	.207	13-23	.565	4	51	55	4.2	19-0	83	20	5	12	85	6.5	
TOTAL		76-39	1495/19.7	109-264	.413	38-111	.342	31-54	.574	16	149	165	2.2	104-1	188	66	11	57	287	3.8	





NAHIEM ALLEYNE (na-HEEM ah-LEAN)

Freshman | 6-3 | 195
G | Buford, Ga.

High School
Mountain View

Major: University Studies

4

AT THE RIM

- Has played in all 13 games, drawing 12 starts.
- Scored five points for the second straight game, making three free throws and one field goal, while collecting one rebound and two assists versus Maryland Eastern Shore (12/29).
- Chipped in five points, two rebounds and two assists versus VMI (12/21).
- Turned in his best game yet, recording a career-high 22 points on 7-of-13 shooting, while going a perfect 5 for 5 from the charity stripe, and five rebounds vs. Chattanooga (12/11).
- Posted 10 points, three rebounds and a career-high two steals in the win over No. 3 Michigan State (11/25).
- Had 20 points, including 15 of those off of five 3s, four rebounds and two blocks vs. Delaware State (11/20).
- On his first two shots in college, buried two 3-pointers and would end up with 11 points, while collecting three rebounds, one assist and a steal at Clemson (11/5) in the season opener.
- Two-year letterwinner at Mountain View High School.
- GHSA All-State and All-Region.
- Averaged 17.2 points per game and made 63 three-pointers in the 2018-19 season.
- A three-star on 247 Sports.
- Ranked as the 21st-best player in the state of Georgia.

CAREER HIGHS

Statistic	Value
Points	22 vs Chattanooga 12/11/19
Rebounds	5 vs Chattanooga 12/11/19
Assists	4 vs USC Upstate 11/13/19, vs BYU 11/27/19
Steals	2 vs Michigan St. 11/25/19
Blocks	2 vs Delaware St. 11/20/19
FG Made	7 vs Delaware St. 11/20/19, vs Chattanooga 12/11/19
FG Attempts	13 vs Chattanooga 12/11/19
3FG Made	5 vs Delaware St. 11/20/19
3FG Attempts	9 vs Delaware St. 11/20/19
FT Made	5 at Clemson 11/05/19, vs Chattanooga 12/11/19
FT Attempts	6 at Clemson 11/05/19

GAME-BY-GAME STATS

Opponent	Date	GS	MIN	Total FG-FGA	PCT	3FG-FGA	PCT	FT-FTA	PCT	OFF DEF TOT	AVG	PF	A	T/O	BLK	STL	PTS	AVG			
at Clemson	11/05/19		22:44	2-9	.222	2-6	.333	5-6	.833	0	3	3	3	0	1	1	0	11	11.0		
Coppin St.	11/08/19	*	23:28	6-8	.750	4-6	.667	2-2	1.000	0	2	2	2	5	0	0	1	18	14.5		
USC Upstate	11/13/19	*	25:13	3-6	.500	1-3	.333	2-3	.667	0	2	2	2	3	0	4	0	1	9	12.7	
Lehigh	11/16/19	*	20:43	1-7	.143	0-3	.000	3-4	.750	0	2	2	2	3	0	1	0	0	5	10.8	
Delaware St.	11/20/19	*	31:15	7-11	.636	5-9	.556	1-1	1.000	0	4	4	2	6	1	0	2	1	20	12.6	
vs Michigan St.	11/25/19	*	33:51	3-10	.300	2-4	.500	2-3	.667	0	3	3	2	7	2	1	0	0	10	12.2	
vs Dayton	11/26/19	*	30:57	3-8	.375	0-1	.000	3-5	.600	0	2	2	2	6	2	3	1	0	9	11.7	
vs BYU	11/27/19	*	36:28	5-8	.625	2-4	.500	0-0	.000	0	3	3	2	6	1	4	2	1	0	12	11.8
Duke	12/06/19	*	32:25	2-6	.333	1-3	.333	1-2	.500	2	0	2	2	6	0	1	1	0	6	11.1	
Chattanooga	12/11/19	*	35:32	7-13	.538	3-7	.429	5-5	1.000	1	4	5	2	8	1	0	2	0	22	12.2	
Gardner-Webb	12/15/19	*	23:15	0-4	.000	0-2	.000	0-0	.000	0	2	2	2	7	1	1	1	0	0	11.1	
VMI	12/21/19	*	27:43	2-7	.286	0-2	.000	1-3	.333	0	2	2	2	7	0	2	1	0	0	5	10.6
UMES	12/29/19	*	25:05	1-10	.100	0-5	.000	3-3	1.000	1	0	1	2	5	0	2	1	0	0	5	10.2
Totals			12	368:39	42-107	.393	20-55	.364	28-37	.757	4	29	33	2.5	8	21	11	4	5	132	10.2

CAREER STATS

SEASON	TEAM	GP-GS	MIN	AVG	FG-FGA	FG%	3FG-FGA	3FG%	FT-FTA	FT%	OFF DEF TOT	AVG	PF	FO	AST	TO	BLK	STL	PTS	AVG	
2019-20	Hokies	13-12	369	28.4	42-107	.393	20-55	.364	28-37	.757	4	29	33	2.5	8-0	21	11	4	5	132	10.2
TOTAL		13-12	369/28.4	42-107	.393	20-55	.364	28-37	.757	4	29	33	2.5	8-0	21	11	4	5	132	10.2	



JONATHAN KABONGO (kuh-BONGO)

Sophomore | 6-4 | 195
G | Toronto, Canada

High School
Thornlea Secondary

Major: Creative Writing

10

AT THE RIM

- Has yet to see action.
- Played in 21 games in 2018-19.
- Hit a 3-pointer, pulled down two rebounds and swatted a shot against Miami (Fla) in the second round of the ACC Tournament.
- Tied a career high and scored an ACC-high six points at Pitt, while collecting ACC highs in three categories—two rebounds, one assist and a steal in his second-most minutes of the season with 13.
- Scored his first points in ACC action, coming off the bench in the final minute and making a layup versus Syracuse.
- Played in his first league game against Wake Forest .
- Scored his first points as a Hokie against Central Connecticut State, nailing a 3-pointer.
- Played in the season opener against Gardner-Webb, earning his first assist.

CAREER HIGHS

Statistic	Value
Points	6 at Pittsburgh 02/16/19, vs UMES 12/28/18
Rebounds	2 at Pittsburgh 02/16/19, vs Northeastern 11/16/18, vs Miami (FL) 03/13/19
Assists	1 4 times
Steals	1 at Notre Dame 02/23/19, at Pittsburgh 02/16/19, vs South Carolina St. 12/09/18
Blocks	1 vs Miami (FL) 03/13/19
FG Made	2 at Pittsburgh 02/16/19, vs UMES 12/28/18
FG Attempts	5 vs UMES 12/28/18
3FG Made	2 at Pittsburgh 02/16/19
3FG Attempts	4 vs Central Conn. St. 12/01/18, vs UMES 12/28/18
FT Made	1 vs Virginia 02/18/19, vs UMES 12/28/18
FT Attempts	2 vs UMES 12/28/18

GAME-BY-GAME STATS

CAREER STATS

SEASON	TEAM	GP-GS	MIN	AVG	FG-FGA	FG%	3FG-FGA	3FG%	FT-FTA	FT%	OFF DEF TOT	AVG	PF	FO	AST	TO	BLK	STL	PTS	AVG
2018-19	Hokies	21-0	102/4.8	11-28	.393	7-22	.318	2-4	.500	0	12	12	0.6	10-0	4	4	1	3	31	1.5
TOTAL		21-0	102/4.8	11-28	.393	7-22	.318	2-4	.500	0	12	12	0.6	10-0	4	4	1	3	31	1.5





BRENDAN PALMER

Sophomore | 6-4 | 195
G | Winston-Salem, N.C.

11

High School
Forsyth Country Day

Major: Public Health

2018-19 ACC Academic Honor Roll

AT THE RIM

- Has played in two games.
- Scored the first basket of his career versus Maryland Eastern Shore (12/29), making a contested layup and finishing with a career-high three rebounds.
- Came in off the bench in the final two minutes against Coppin State (11/8) in the home opener, earning his first career rebound and a steal.
- Appeared in four games in the 2018-19 season.
- Played in his first ACC game against Miami (Fla.).
- Appeared versus Central Connecticut State.
- Came in against St. Francis (Pa.).
- College debut was versus Northeastern.
- Member of the National Honor Society.
- Lettered previous season at Calvary Day School, where he also ran track.

CAREER HIGHS

Statistic	Value
Points	2 vs UMES 12/29/19
Rebounds	3 vs UMES 12/29/19
Steals	1 vs Coppin St. 11/08/19
FG Made	1 vs UMES 12/29/19
FG Attempts	2 vs Coppin St. 11/08/19, vs UMES 12/29/19
3FG Attempts	2 vs Coppin St. 11/08/19

GAME-BY-GAME STATS

Opponent	Date	GS	MIN	Total		3-Pointers		Free throws		Rebounds				PF	A	T/O	BLK	STL	PTS	AVG
				FG-FGA	PCT	3FG-3FGA	PCT	FT-FTA	PCT	OFF	DEF	TOT	AVG							
Coppin St.	11/08/19		02:09	0-2	.000	0-2	.000	0-0	.000	0	1	1	1.0	0	0	0	0	1	0	0.0
UMES	12/29/19		06:19	1-2	.500	0-1	.000	0-0	.000	1	2	3	2.0	0	0	1	0	0	2	1.0
Totals			08:28	1-4	.250	0-3	.000	0-0	.000	1	3	4	2.0	0	0	1	0	1	2	1.0

CAREER STATS

SEASON	TEAM	GP-GS	MIN	Field Goals		3-Point		F-Throws		Rebounds				Scoring						
				FG-FGA	FG%	3FG-FGA	3FG%	FT-FTA	FT%	OFF	DEF	TOT	AVG	PF	FO	AST	T/O	BLK	STL	PTS
2018-19	Hokies	4-0	3/0.7	0-0	.000	0-0	.000	0-0	.000	0	0	0	0.0	0-0	0	0	0	0	0	0.0
2019-20	Hokies	2-0	8/4.2	1-4	.250	0-3	.000	0-0	.000	1	3	4	2.0	0-0	0	1	0	1	2	1.0
TOTAL		6-0	11/1.9	1-4	.250	0-3	.000	0-0	.000	1	3	4	0.7	0-0	0	1	0	1	2	0.3



P.J. HORNE

Junior | 6-6 | 225
F | Tifton, Ga.

14

High School
Tift County

Major: Sociology

2018-19 ACC Academic Honor Roll

AT THE RIM

- Has played in all 13 games, starting each contest.
- Collected seven points, five rebounds and a steal versus Maryland Eastern Shore (12/29).
- Talled six points, four rebounds and tied a career-high two steals against VMI (12/21).
- Chipped in three points, five rebounds and a steal versus Gardner-Webb (12/15).
- After only making one 3-pointer last year in 29 games, had his nine-game streak of making at least one this season snapped versus Chattanooga (12/11), with going 0 for 3 from downtown, but had five rebounds and a career-high two steals.
- Filled up the stat sheet against No. 10/8 Duke (12/6), tallying a season-high 15 points, six rebounds and two blocks.
- Tied his season high of seven rebounds against then-No. 3 Michigan State (11/25) and went on to post 12 points.
- Had 14 points against Lehigh (11/16) and five rebounds.
- Posted eight points, seven rebounds and, arguably the most important play of the game, a game-changing dunk to put Tech up three with a minute to go at Clemson (11/5).
- Played in 29 games last season, starting four contests.

CAREER HIGHS

Statistic	Value
Points	16 vs Iowa 11/28/17
Rebounds	7 vs Miami (FL) 02/03/18, at Clemson 11/05/19, vs Michigan St. 11/25/19
Assists	3 vs Saint Francis (PA) 11/24/18
Steals	2 vs Chattanooga 12/11/19, vs VMI 12/21/19
Blocks	2 4 times
FG Made	6 4 times
FG Attempts	13 vs Duke 12/06/19
3FG Made	3 vs Coppin St. 11/08/19, vs Duke 12/06/19, vs BYU 11/27/19
3FG Attempts	8 vs Duke 12/06/19
FT Made	4 vs Iowa 11/28/17, vs N.C. A&T 12/28/17, vs Clemson 02/21/18
FT Attempts	7 vs Miami (FL) 02/03/18

GAME-BY-GAME STATS

Opponent	Date	GS	MIN	Total		3-Pointers		Free throws		Rebounds				PF	A	T/O	BLK	STL	PTS	AVG
				FG-FGA	PCT	3FG-3FGA	PCT	FT-FTA	PCT	OFF	DEF	TOT	AVG							
at Clemson	11/05/19	*	35:41	3-7	.429	1-4	.250	1-1	1.000	0	7	7	7.0	1	2	1	0	0	8	8.0
Coppin St.	11/08/19	*	22:36	3-5	.600	3-4	.750	0-0	.000	1	2	3	5.0	1	2	1	0	1	9	8.5
USC Upstate	11/13/19	*	25:00	4-7	.571	1-2	.500	0-0	.000	0	4	4	4.7	3	0	1	1	0	9	8.7
Lehigh	11/16/19	*	25:50	6-8	.750	2-4	.500	0-0	.000	4	1	5	4.8	1	0	2	0	0	14	10.0
Delaware St.	11/20/19	*	15:21	3-6	.500	1-3	.333	0-0	.000	1	1	2	4.2	2	1	3	0	0	7	9.4
vs Michigan St.	11/25/19	*	29:40	5-6	.833	2-2	1.000	0-1	.000	4	3	7	4.7	3	1	1	1	0	12	9.8
vs Dayton	11/26/19	*	28:03	3-4	.750	1-2	.500	0-0	.000	1	2	3	4.4	2	1	1	2	1	7	9.4
vs BYU	11/27/19	*	31:23	5-6	.833	3-4	.750	0-0	.000	0	4	4	4.4	1	1	1	1	0	13	9.9
Duke	12/06/19	*	33:36	6-13	.462	3-8	.375	0-0	.000	0	6	6	4.6	1	0	1	2	0	15	10.4
Chattanooga	12/11/19	*	32:17	1-6	.167	0-3	.000	0-0	.000	2	3	5	4.6	1	0	1	2	2	9.6	
Gardner-Webb	12/15/19	*	18:59	1-4	.250	1-3	.333	0-0	.000	0	5	5	4.6	4	0	2	0	1	3	9.0
VMI	12/21/19	*	26:43	3-8	.375	0-4	.000	0-0	.000	1	3	4	4.6	1	0	1	0	2	6	8.8
UMES	12/29/19	*	18:39	3-3	1.000	1-1	1.000	0-0	.000	1	4	5	4.6	0	0	0	1	7	8.6	
Totals			13	343:47	46-83	.554	19-44	.432	1-2	.500	15	45	60	4.6	21	8	15	8	112	8.6

CAREER STATS

SEASON	TEAM	GP-GS	MIN	Field Goals		3-Point		F-Throws		Rebounds				Scoring						
				FG-FGA	FG%	3FG-FGA	3FG%	FT-FTA	FT%	OFF	DEF	TOT	AVG	PF	FO	AST	T/O	BLK	STL	PTS
2017-18	Hokies	28-1	327/11.7	49-83	.590	2-6	.333	28-42	.667	31	36	67	2.4	40-2	2	18	7	4	128	4.6
2018-19	Hokies	29-4	379/13.1	42-74	.568	1-8	.125	12-16	.750	32	33	65	2.2	49-0	10	26	8	5	97	3.3
2019-20	Hokies	13-13	344/26.4	46-83	.554	19-44	.432	1-2	.500	15	45	60	4.6	21-0	8	15	8	8	112	8.6
TOTAL		70-18	1050/15.0	137-240	.571	22-58	.379	41-60	.683	78	114	192	2.7	110-2	20	59	23	17	337	4.8





JALEN CONE

Freshman | 5-10 | 170
G | Walkertown, N.C.

High School
Walkertown

Major: Undecided

15

AT THE RIM

- Has played in all 13 games.
- Played a career-high 25 minutes versus Maryland Eastern Shore (12/29) and had 11 points, a career-best four rebounds and one assist.
- In just 13 minutes off the bench, tallied nine points thanks to two 3-pointers, including one of those being a four-point play, and made a career-high three free throws against VMI (12/21).
- Turned in a career-high 17 points vs. Delaware State (11/20), hitting five 3-pointers and doing it in just 18 minutes of action.
- Four-year letterwinner at Walkertown High School under head coach Kevin Thompson.
- Averaged 25.7 points and 6.6 assists per game in the 2018-19 season and 35.5 ppg in the 2017-18 season.
- Top 100 prospect, ranked as the No. 8 point guard in the nation and a four-star prospect by 247Sports.com.
- Reclassified from the 2020 class and graduated from high school this summer a year early.
- Ranked 53rd in the ESPN 100 rankings for the Class of 2020.
- Second-team All-State selection as a junior by USA Today and the North Carolina Basketball Coaches Association.
- Has a daughter named Ivy Faithe Cone.

CAREER HIGHS

Statistic	Value	
Points	17	vs Delaware St. 11/20/19
Rebounds	4	vs UMES 12/29/19
Assists	4	vs Lehigh 11/16/19
Steals	1	vs Delaware St. 11/20/19
FG Made	5	vs Delaware St. 11/20/19
FG Attempts	8	vs Delaware St. 11/20/19
3FG Made	5	vs Delaware St. 11/20/19
3FG Attempts	7	vs Delaware St. 11/20/19
FT Made	3	vs VMI 12/21/19
FT Attempts	3	vs VMI 12/21/19

GAME-BY-GAME STATS

Opponent	Date	GS	MIN	Total			3-Pointers			Free throws			Rebounds			PF	A	T/O	BLK	STL	PTS	AVG
				FG	FGA	PCT	3FG	3FGA	3FG%	FT	FTA	FT%	OFF	DEF	TOT							
at Clemson	11/05/19	08:16	1-2	.500	1-1	1.000	0-0	.000	0	1	1.0	0	0	0	0	0	0	0	0	3	3.0	
Coppin St.	11/08/19	15:45	2-7	.286	1-4	.250	0-0	.000	0	1	1.0	2	0	3	0	0	0	0	5	4.0		
USC Upstate	11/13/19	14:16	4-5	.800	3-3	1.000	0-0	.000	0	1	1.0	3	0	1	0	0	0	0	11	6.3		
Lehigh	11/16/19	14:46	3-5	.600	2-4	.500	0-0	.000	0	1	1.0	2	4	1	0	0	0	0	8	6.8		
Delaware St.	11/20/19	17:55	5-8	.625	5-7	.714	2-2	1.000	1	0	1.0	1	1	2	0	1	1	17	8.8			
vs Michigan St.	11/25/19	09:17	1-1	1.000	0-0	.000	0-1	.000	0	2	2.0	3	0	2	0	0	0	0	2	7.7		
vs Dayton	11/26/19	07:20	0-1	.000	0-0	.000	0-0	.000	0	0	1.0	2	0	1	0	0	0	0	0	6.6		
vs BYU	11/27/19	05:53	0-3	.000	0-2	.000	2-2	1.000	0	0	0.9	1	0	0	0	0	0	0	2	6.0		
Duke	12/06/19	04:57	1-3	.333	0-0	.000	0-0	.000	0	0	0.8	0	0	0	0	0	0	0	2	5.6		
Chattanooga	12/11/19	14:26	1-3	.333	1-1	1.000	0-0	.000	0	1	1.0	1	0	1	0	0	0	0	3	5.3		
Gardner-Webb	12/15/19	15:42	2-6	.333	1-5	.200	1-1	1.000	0	1	1.0	0	1	0	0	0	0	0	6	5.4		
VMI	12/21/19	12:38	2-6	.333	2-3	.667	3-3	1.000	0	1	1.0	0	0	0	0	0	0	0	9	5.7		
UMES	12/29/19	25:11	4-7	.571	3-4	.750	0-0	.000	0	4	4.0	1	1	2	1	0	0	0	11	6.1		
Totals		0 166:22	26-57	.456	19-34	.559	8-9	.889	1	13	14	1.1	18	7	12	0	1	1	79	6.1		

CAREER STATS

SEASON	TEAM	GP-GS	MIN	Field Goals			3-Point			F-Throws			Rebounds			Scoring				
				FG	FGA	FG%	3FG	3FGA	3FG%	FT	FTA	FT%	OFF	DEF	TOT	AVG	PF	FO	AST	BLK
2019-20	Hokies	13-0	166/12.8	26-57	.456	19-34	.559	8-9	.889	1	13	14	1.1	18-0	7	12	0	1	79	6.1
TOTAL		13-0	166/12.8	26-57	.456	19-34	.559	8-9	.889	1	13	14	1.1	18-0	7	12	0	1	79	6.1



JOHN OJIAKO (OH-gee-ah-co)

Freshman | 6-10 | 240
F | Lagos, Nigeria

High School
Admiral Farragut

Major: Undecided

21

AT THE RIM

- Has played in all 13 games.
- Exploded for a near double-double in 20 minutes of action versus Maryland Eastern Shore (12/29), collecting a career-high 15 points, eight rebounds and a career-best three blocks.
- Dished out the first assist of his career and tied a career-high two blocks, while chipping in two points against VMI (12/21).
- Pulled down a career-high nine rebounds and four points versus Gardner-Webb (12/15).
- Had a near double-double against Delaware State (11/20), recording nine points and seven rebounds - both career highs.
- Grabbed his first career rebound at Clemson (11/5) in the season opener.
- Played at Admiral Farragut High School.
- Originally from Nigeria, played his high school basketball first in Kentucky and last year in St. Petersburg, Florida.
- Rated as No. 25 center in the nation and No. 10 player in Florida by ESPN.
- Three-star prospect on 247 Sports and Rivals.com.
- No. 21 player in Florida by 247 Sports.
- Hopes to become a medical doctor.

CAREER HIGHS

Statistic	Value	
Points	15	vs UMES 12/29/19
Rebounds	9	vs Gardner-Webb 12/15/19
Assists	1	vs VMI 12/21/19
Steals	2	vs USC Upstate 11/13/19
Blocks	3	vs UMES 12/29/19
FG Made	5	vs UMES 12/29/19
FG Attempts	10	vs UMES 12/29/19
FT Made	5	vs UMES 12/29/19
FT Attempts	6	vs UMES 12/29/19

GAME-BY-GAME STATS

Opponent	Date	GS	MIN	Total			3-Pointers			Free throws			Rebounds			PF	A	T/O	BLK	STL	PTS	AVG
				FG	FGA	PCT	3FG	3FGA	3FG%	FT	FTA	FT%	OFF	DEF	TOT							
at Clemson	11/05/19	04:19	0-0	.000	0-0	.000	0-0	.000	0	0	0.0	0	1	1	1.0	0	0	0	0	0	0.0	
Coppin St.	11/08/19	14:42	2-4	.500	0-0	.000	2-2	1.000	1	1	2.0	2	0	1	1	0	0	0	6	3.0		
USC Upstate	11/13/19	15:00	2-2	1.000	0-0	.000	0-0	.000	2	1	3.0	2	0	2	0	0	0	2	4	3.3		
Lehigh	11/16/19	13:02	0-1	.000	0-0	.000	0-0	.000	2	4	7.0	3	0	4	0	0	0	0	0	2.5		
Delaware St.	11/20/19	20:09	3-6	.500	0-0	.000	3-5	.600	3	4	7.0	4	0	2	1	0	0	0	9	3.8		
vs Michigan St.	11/25/19	10:06	1-1	1.000	0-0	.000	0-0	.000	1	1	2.0	0	0	0	0	0	0	0	2	3.5		
vs Dayton	11/26/19	11:57	2-3	.667	0-0	.000	0-2	.000	1	0	1.0	2	6	0	0	0	0	0	4	3.6		
vs BYU	11/27/19	04:56	1-2	.500	0-0	.000	0-0	.000	1	1	2.0	2	0	2	0	0	0	0	2	3.4		
Duke	12/06/19	06:24	1-2	.500	0-0	.000	0-0	.000	0	0	0.0	0	0	2	2	0	0	0	0	2	3.2	
Chattanooga	12/11/19	04:56	1-2	.500	0-0	.000	0-0	.000	0	1	1.0	1	0	1	0	0	0	0	2	3.1		
Gardner-Webb	12/15/19	21:01	1-2	.500	0-0	.000	2-3	.667	2	7	9.0	2	0	0	0	0	0	0	4	3.2		
VMI	12/21/19	10:44	1-2	.500	0-0	.000	0-1	.000	0	0	0.0	2	5	3	1	0	0	0	2	3.1		
UMES	12/29/19	20:03	5-10	.500	0-0	.000	5-6	.833	4	4	8.0	2	0	0	3	1	0	0	15	4.0		
Totals		0 157:19	20-37	.541	0-0	.000	12-19	.632	17	21	38	2.9	16	1	5	10	4	52	4.0			

CAREER STATS

SEASON	TEAM	GP-GS	MIN	Field Goals			3-Point			F-Throws			Rebounds			Scoring				
				FG	FGA	FG%	3FG	3FGA	3FG%	FT	FTA	FT%	OFF	DEF	TOT	AVG	PF	FO	AST	BLK
2019-20	Hokies	13-0	157/12.1	20-37	.541	0-0	.000	12-19	.632	17	21	38	2.9	16-0	1	5	10	4	52	4.0
TOTAL		13-0	157/12.1	20-37	.541	0-0	.000	12-19	.632	17	21	38	2.9	16-0	1	5	10	4	52	4.0





TYRECE RADFORD (TIE-reese)

Redshirt Freshman | 6-1 | 205
Baton Rouge, La.

High School
Cushing Academy

Major: University Studies

23

AT THE RIM

- Has played in all 13 games, drawing 11 starts.
- Started the Maryland Eastern Shore (12/29) game on fire, scoring seven points during a one-minute stretch at the 10-minute mark of the first half and went on to post a career-high 13 points, a career-best five assists and two steals.
- Pulled down 10 rebounds for the second straight game, marking his first time getting double-digit boards in consecutive games, while collecting seven points and a career-high four assists against VMI (12/21).
- First career and Tech's first double-double of the season, registering 10 points and 10 rebounds vs. Gardner-Webb (12/15).
- Posted a career-high 12 points on 6-of-7 shooting and pulled down seven rebounds against No. 10/8 Duke (12/6).
- Redshirted last year after being a four-year starter in the state of Louisiana during prep days.
- All-State and All-Metro at McKinley as a senior.
- Averaged 22.0 points, 6.0 rebounds and 4.0 assists as a senior, leading Panthers to state semifinals.
- First team all-district and All-Metro and second-team Class 5A all-state performer, averaging 17.8 points, 4.5 rebounds and 4.2 assists as a junior.

CAREER HIGHS

Statistic	Value
Points	13 vs UMES 12/29/19
Rebounds	11 vs Lehigh 11/16/19
Assists	5 vs UMES 12/29/19
Steals	2 vs USC Upstate 11/13/19, vs Chattanooga 12/11/19, vs UMES 12/29/19
Blocks	2 vs Coppin St. 11/08/19
FG Made	6 vs Duke 12/06/19
FG Attempts	9 vs VMI 12/21/19
3FG Made	1 vs Gardner-Webb 12/15/19
3FG Attempts	2 vs Lehigh 11/16/19, vs Gardner-Webb 12/15/19
FT Made	3 vs Delaware St. 11/20/19, vs UMES 12/29/19
FT Attempts	4 vs Delaware St. 11/20/19, vs Chattanooga 12/11/19, vs UMES 12/29/19

GAME-BY-GAME STATS

Opponent	Date	GS	MIN	Total FG-FGA	3-Pointers PCT	Free throws FT-FTA	Rebounds OFF DEF TOT	PF	A	T/O	BLK	STL	PTS	AVG					
at Clemson	11/05/19		12:31	1-2 .500	0-0 .000	2-2 1.000	1 3	4	4	0	0	0	4	4.0					
Coppin St.	11/08/19		20:36	5-7 .714	0-1 .000	0-1 .000	1 7	8	6	2	1	0	2	10.7					
USC Upstate	11/13/19	*	18:59	3-4 .750	0-0 .000	0-0 .000	2 2	4	5	1	1	1	2	6.7					
Lehigh	11/16/19	*	29:03	4-6 .667	0-2 .000	0-0 .000	6 5	11	6	8	2	0	1	8.7					
Delaware St.	11/20/19	*	20:04	3-4 .750	0-0 .000	3-4 .750	3 5	8	7	2	2	1	0	9.7					
vs Michigan St.	11/25/19	*	09:47	0-0 .000	0-0 .000	0-0 .000	1 0	1	6	0	0	0	1	0.6					
vs Dayton	11/26/19	*	20:12	2-3 .667	0-1 .000	2-2 1.000	1 1	2	5	3	1	1	0	6.6					
vs Duke	11/27/19	*	19:51	4-5 .800	0-0 .000	1-2 .500	2 0	2	5	0	1	0	0	9.6					
Duke	12/06/19	*	24:29	6-7 .857	0-0 .000	0-0 .000	3 4	7	5	2	1	0	0	12.7					
Chattanooga	12/11/19	*	33:37	3-6 .500	0-0 .000	2-4 .500	4 3	7	5	3	1	0	0	8.7					
Gardner-Webb	12/15/19	*	26:35	4-7 .571	1-2 .500	1-2 .500	2 8	10	5	8	1	0	1	10.7					
VMI	12/21/19	*	26:21	3-9 .333	0-1 .000	1-2 .500	7 3	10	6	2	4	0	1	7.4					
UMES	12/29/19	*	18:00	5-8 .625	0-1 .000	3-4 .750	1 1	2	5	8	0	5	0	2	13.8				
Totals			11	280:05	43-68 .632	1-8 .125	15-23 .652	34	42	76	5	9	17	18	4	4	12	102	7.8

CAREER STATS

SEASON	TEAM	GP-GS	MIN	AVG	Field Goals FG-FGA	3-Point 3FG-FGA	F-Throws FT-FTA	Rebounds OFF DEF TOT	PF	A	T/O	BLK	STL	PTS	AVG				
2019-20	Hokies	13-11	280/21.5		43-68 .632	1-8 .125	15-23 .652	34	42	76	5	8	17	18	4	4	12	102	7.8
TOTAL		13-11	280/21.5		43-68 .632	1-8 .125	15-23 .652	34	42	76	5	8	17	18	4	4	12	102	7.8



BRANDEN JOHNSON

Graduate Student | 6-8 | 230
F | Garfield Heights, Ohio

High School / Last School
Garfield Heights / Alabama State

Major: Curriculum and Instruction

24

AT THE RIM

- Has played in six games.
- Grabbed a career-best two rebounds in a career-high seven minutes of action versus Maryland Eastern Shore (12/29).
- Came in for the first half for two minutes against VMI (12/21).
- Took his first shot of the season versus Gardner-Webb (12/15), a contested layup on the right block.
- Played five minutes off the bench against Delaware State (11/20).
- Earned his first block as a Hokie versus Lehigh (11/16).
- Came in off the bench and played five minutes against Coppin State (11/8) in the home opener, grabbing a rebound.
- A grad transfer from Alabama State that played in 66 games with 46 starts.
- Averaged four points and four rebounds per game in 2018-19.
- Scored in double-figures in three games last season, including a double-double (11 points, 13 rebounds) against Birmingham-Southern.
- 2018-19 Preseason All-SWAC second team pick.

CAREER HIGHS

Statistic	Value
Points	16 at Prairie View 02/24/18
Rebounds	17 at Prairie View 02/24/18
Assists	1 11 times
Steals	2 at Iowa 11/12/17, at South Dakota St. 11/14/17, at Jacksonville St. 11/30/17
Blocks	6 vs Jackson St. 03/01/18
FG Made	7 at Prairie View 02/24/18
FG Attempts	9 at Texas Southern 02/26/18
3FG Attempts	1 at Ark.-Pine Bluff 02/05/18, vs Fort Valley St. 12/29/16
FT Made	6 at Alabama A&M 02/10/18
FT Attempts	12 vs Birmingham-So. 11/14/18

GAME-BY-GAME STATS

Opponent	Date	GS	MIN	Total FG-FGA	3-Pointers PCT	Free throws FT-FTA	Rebounds OFF DEF TOT	PF	A	T/O	BLK	STL	PTS	AVG				
Coppin St.	11/08/19		04:51	0-0 .000	0-0 .000	0-0 .000	0 0	1	1	1	0	0	0	0.0				
Lehigh	11/16/19		04:29	0-0 .000	0-0 .000	0-0 .000	0 0	1	1	1	0	0	0	0.0				
Delaware St.	11/20/19		04:42	0-0 .000	0-0 .000	0-0 .000	0 0	0	0	0	0	0	0	0.0				
Gardner-Webb	12/15/19		03:32	0-1 .000	0-0 .000	0-0 .000	1 0	1	0	0	0	0	0	0.0				
VMI	12/21/19		01:38	0-0 .000	0-0 .000	0-0 .000	0 0	0	0	0	0	0	0	0.0				
UMES	12/29/19		07:09	0-2 .000	0-0 .000	0-0 .000	1 1	2	0	8	4	0	0	0.0				
Totals			0	26:21	0-3 .000	0-0 .000	0-0 .000	2	3	5	0	8	5	0	1	0	0	0.0

CAREER STATS

SEASON	TEAM	GP-GS	MIN	AVG	Field Goals FG-FGA	3-Point 3FG-FGA	F-Throws FT-FTA	Rebounds OFF DEF TOT	PF	FO	AST	T/O	BLK	STL	PTS	AVG			
2016-17	ALST	4-0	82.0		0-3 .000	0-1 .000	0-0 .000	1 0	1	0	3	1	0	1	0	0.0			
2017-18	ALST	31-31	752/24.3		89-154 .584	6-1 .625	40-108 .370	79 133	212	68	74	1	8	37	48	18	238	7.7	
2018-19	ALST	31-15	525/16.9		53-85 .624	0-0 .000	27-70 .386	46 68	114	3	7	46	0	3	20	19	7	133	4.3
2019-20	Hokies	6-0	26/4.4		0-3 .000	0-0 .000	0-0 .000	2 3	5	0	8	5	0	1	0	0	0.0		
TOTAL FOR Hokies		6-0	26/4.4		0-3 .000	0-0 .000	0-0 .000	2	3	5	0	8	5	0	1	0	0	0.0	
TOTAL		72-46	1311/18.2		152-245 .620	0-2 .000	67-178 .376	128	204	332	4	6	126-1	11	58	68	25	371	5.2





GRANT YATES

Sophomore | 6-8 | 210
F | Gainesville, Va.

High School / Last School
Battlefield / Christopher Newport

Major: Business

13

AT THE RIM

- Due to NCAA transfer rules, will have to sit out this season.
- Walk-on after transferring from Christopher Newport University.
- At Christopher Newport, he appeared in 19 games as a freshman in the 2018-19 season.
- Scored 17 points and grabbed 11 rebounds on the season.

CAREER HIGHS

GAME-BY-GAME STATS



RYAN PAYNE

Junior | 6-8 | 220
F | Mechansville, Va.

High School
Hanover

Major: Finance

25

AT THE RIM

- Team manager.
- Three-year letterwinner at Hanover High School under head coach Darren Thornton.
- VHSL 4A first-team all-state.
- Conference 20 Player of the Year.
- Three-time all-academic team.

CAREER HIGHS

GAME-BY-GAME STATS



KEVE ALUMA ((Kev-aye))

Junior | 6-9 | 240
F | Berline, Md.

High School/Last School
Stephen Dcatur / Wofford

Major: Human Development

22

AT THE RIM

- Due to NCAA transfer rules, will have to sit out this season.
- Played in 68 games, including starting 34 contests his sophomore season at Wofford.
- Averaged seven points and seven rebounds per game in 2018-19.
- Racked up the second-most rebounds on the team with 239.
- Scored in double figures eight times and recorded two double-doubles
- Had a knack on the offensive glass, ranking fifth in the SoCon with 2.8 offensive rebounds per game in league action.
- In his free time, he enjoys playing soccer.

CAREER HIGHS

Statistic	Value
Points	14 vs Mars Hill 11/23/18, vs The Citadel 01/03/19
Rebounds	12 vs Samford 01/24/19
Assists	4 at Oklahoma 11/18/18
Steals	3 vs Samford 01/24/19
Blocks	3 at Furman 02/23/19, at ETSU 02/07/19, vs VMI 03/09/19
FG Made	6 vs Chattanooga 01/26/19, vs Samford 01/24/19
FG Attempts	9 vs Samford 01/24/19
3FG Attempts	1 at High Point 11/10/18
FT Made	6 vs Mars Hill 11/23/18, at Mercer 01/31/19, vs Seton Hall 03/21/19
FT Attempts	9 at Mercer 01/31/19

CAREER STATS

SEASON	TEAM	GP-GS	MIN	Field Goals		3-Point		F-Throws		Rebounds			Scoring								
				FG-FGA	FG%	3FG-FGA	3FG%	FT-FTA	FT%	OFF	DEF	TOT	AVG	PF-FO	AST	TO	BLK	STL	PTS	AVG	
2017-18	WOF	33-2	439	133	30-53	.566	0-0	.000	24-42	571	45	68	113	3.4	63-2	18	20	13	6	84	2.5
2018-19	WOF	35-34	930	26.6	94-141	.667	0-1	.000	54-94	574	92	147	239	6.8	81-3	34	36	31	23	242	6.9
TOTAL FOR Hokies		0-0	0/0.0	0-0	.000	0-0	.000	0-0	.000	0	0	0	0.0	0-0	0	0	0	0	0	0	0.0
TOTAL		68-36	1369	20.1	124-194	.639	0-1	.000	78-136	.574	137	215	352	5.2	144-5	52	56	44	29	326	4.8



NCAA STATS

Statistic	National Conference		Value	National Leader	Value	Conference Leader		Value
	Rank	Rank				Value	Value	
3-pt Field Goal Attempts (350 ranked)	40	2	355	North Florida	502	Notre Dame	382	
Assist Turnover Ratio (350 ranked)	2	2	1.72	Notre Dame	1.90	Notre Dame	1.90	
Assists Per Game (350 ranked)	39	4	16.2	Michigan St.	20.0	Notre Dame	18.2	
Blocked Shots Per Game (350 ranked)	176	12	3.2	FIU	7.6	Duke	6.7	
Defensive Rebounds per Game (350 ranked)	89	5	27.62	James Madison	31.77	North Carolina	30.46	
Fewest Fouls (350 ranked)	6	3	155	Iona	133	Virginia	145	
Fewest Turnovers (350 ranked)	4	1	123	Iona	111	Virginia Tech	123	
Field-Goal Percentage (350 ranked)	107	6	45.5	Dayton	53.1	Louisville	47.8	
Field-Goal Percentage Defense (350 ranked)	63	6	39.2	Virginia	34.6	Virginia	34.6	
Free Throw Attempts (350 ranked)	312	13	182	New Mexico	410	Wake Forest	293	
Free Throws Made (350 ranked)	317	14	125	New Mexico	297	Wake Forest	221	
Free-Throw Percentage (350 ranked)	214	12	68.7	Pepperdine	84.7	Florida St.	76.3	
Offensive Rebounds Per Game (350 ranked)	273	12	8.85	Portland St.	15.86	North Carolina	14.38	
Personal Fouls Per Game (350 ranked)	2	2	11.9	Notre Dame	11.6	Notre Dame	11.6	
Rebound Margin (350 ranked)	157	6	1.8	Illinois	12.5	Duke	10.0	
Scoring Defense (350 ranked)	32	4	61.1	Virginia	47.3	Virginia	47.3	
Scoring Margin (350 ranked)	36	3	13.2	Duke	20.8	Duke	20.8	
Scoring Offense (350 ranked)	128	8	74.2	Gonzaga	88.5	Duke	83.3	
Steals Per Game (350 ranked)	263	11	5.8	Eastern Mich.	11.6	Florida St.	9.7	
Three Pt FG Defense (350 ranked)	97	6	30.8	Arkansas	21.9	Virginia	27.6	
Three-Point Field Goals Per Game (350 ranked)	5	1	10.8	North Florida	12.7	Virginia Tech	10.8	
Three-Point Field-Goal Percentage (350 ranked)	14	1	39.4	McNeese	44.3	Virginia Tech	39.4	
Total 3-point FGM (350 ranked)	10	1	140	North Florida	191	Virginia Tech	140	
Total Assists (350 ranked)	46	4	211	Santa Clara Utah St.	269	Notre Dame	237	
Total Blocks (350 ranked)	180	11	41	FIU	99	Duke	87	
Total Rebounds (350 ranked)	181	8	474	Utah St.	683	North Carolina	583	
Total Rebounds Per Game (350 ranked)	169	7	36.46	North Carolina	44.85	North Carolina	44.85	
Total Steals (350 ranked)	253	11	75	Eastern Mich.	151	Florida St.	136	
Turnover Margin (347 ranked)	34	4	3.5	UNC Asheville	7.5	Florida St.	5.4	
Turnovers Forced (350 ranked)	251	11	13.00	SFA	24.15	Florida St.	18.64	
Turnovers Per Game (350 ranked)	1	1	9.5	Virginia Tech	9.5	Virginia Tech	9.5	
Won-Lost Percentage (349 ranked)	46	5	76.9	San Diego St. Auburn	100.0	Duke	92.3	

Statistic	Player	National Conference		Value	National Leader	Value	Conference Leader		Value
		Rank	Rank				Value	Value	
3-pt Field Goal Attempts (231 ranked)	Landers Nolley II	117	3	85	Antoine Davis, Detroit Mercy	144	Buddy Boeheim, Syracuse	117	
Assist Turnover Ratio (249 ranked)	Wabissa Bede	3	1	4.15	Cam Spencer, Loyola Maryland	7.67	Wabissa Bede, Virginia Tech	4.15	
Assists Per Game (250 ranked)	Wabissa Bede	15	3	6.4	Josh Sharkey, Samford	9.2	Tre Jones, Duke	7.4	
Blocked Shots Per Game (232 ranked)					Osasumwen Osaghae, FIU	4.62	Manny Bates, NC State	3.31	
Defensive Rebounds per Game (248 ranked)	Landers Nolley II	152	8	5.38	John Mooney, Notre Dame	10.33	John Mooney, Notre Dame	10.33	
Double Doubles (204 ranked)					4 players tied	10	John Mooney, Notre Dame	10	
Field-Goal Percentage (250 ranked)	Landers Nolley II	248	12	43.4	Udoka Azubuike, Kansas	79.8	Vernon Carey, Duke	61.3	
Free Throw Attempts (243 ranked)					Jayden Gardner, East Carolina	123	Vernon Carey, Duke	88	
Free Throws Made (238 ranked)					Jayden Gardner, East Carolina	92	Vernon Carey, Duke	55	
Free-Throw Percentage (250 ranked)					Bryson Robinson, New Orleans	97.4	Joseph Girard III, Syracuse	94.6	
Minutes Per Game (250 ranked)					George Tinsley, Binghamton	39:19	Elijah Hughes, Syracuse	37:15	
Offensive Rebounds Per Game (243 ranked)	Tyrece Radford	129	7	2.62	Kevin Marfo, Quinnipiac	4.70	Steffon Mitchell, Boston College	3.57	
Points Per Game (249 ranked)	Landers Nolley II	92	5	17.4	Jhivvan Jackson, UTSA	26.2	Jordan Nwora, Louisville	20.2	
Rebounds Per Game (249 ranked)					John Mooney, Notre Dame Kevin Marfo, Quinnipiac	13.5	John Mooney, Notre Dame	13.5	
Steals Per Game (249 ranked)					Jacob Gilyard, Richmond	3.54	Steffon Mitchell, Boston College	2.43	
Three-Point Field Goals Per Game (244 ranked)	Landers Nolley II Hunter Cattoor	55 236	4 10	2.85 2.08	Dru Kuxhausen, McNeese	4.50	Buddy Boeheim, Syracuse	3.54	
Three-Point Field-Goal Percentage (111 ranked)	Landers Nolley II	27	2	43.5	Tyrell Gumbs-Frater, Coastal Carolina	53.6	DJ Vasiljevic, Miami (FL)	46.7	
Total 3-point FGM (218 ranked)	Landers Nolley II	50	3	37	Dru Kuxhausen, McNeese	54	Buddy Boeheim, Syracuse	46	
Total Assists (245 ranked)	Wabissa Bede	14	1	83	Zavier Simpson, Michigan	116	Wabissa Bede, Virginia Tech	83	
Total Blocks (226 ranked)					Osasumwen Osaghae, FIU	60	Manny Bates, NC State	43	
Total Field Goal Attempts (248 ranked)	Landers Nolley II	76	2	182	Terrell Brown, Seattle U Jhivvan Jackson, UTSA	280	Jordan Nwora, Louisville	197	
Total Field Goals Made (243 ranked)	Landers Nolley II	108	5	79	Terry Taylor, Austin Peay	122	Jordan Nwora, Louisville	92	
Total Minutes (250 ranked)					Jaquan Lyle, New Mexico	556:01	Elijah Hughes, Syracuse	484:24	
Total Points (245 ranked)	Landers Nolley II	95	5	226	Jhivvan Jackson, UTSA	341	Jordan Nwora, Louisville	262	
Total Rebounds (243 ranked)					Justin Bean, Utah St.	183	John Mooney, Notre Dame	162	
Total Steals (245 ranked)					Jacob Gilyard, Richmond	46	Steffon Mitchell, Boston College	34	
Triple Doubles (1 ranked)					12 players tied	1	Markell Johnson, NC State	1	



LAST FOUR BOX SCORES

Date: 12/11/19
Time: 7:00 pm
Attendance: 8348
Site: Cassell Coliseum, Blacksburg, VA
Referees: Scott Arbogast, Lamar Simpson, Ted Valentine

Score By Period table for Chattanooga vs Virginia Tech

Chattanooga 58

Player statistics for Chattanooga game

Team Summary for Chattanooga game

Technical Fouls: none
Second Chance Points: 7
Scores Tied: 9 times(s)
Points in the Paint: 20
Fast Break Points: 0
Lead Changed: 12 times(s)
Points off Turnovers: 10
Bench Points: 24
Largest Lead: 0 0

Virginia Tech 63

Player statistics for Virginia Tech game

Team Summary for Virginia Tech game

Technical Fouls: none
Second Chance Points: 18
Scores Tied: 9 times(s)
Points in the Paint: 26
Fast Break Points: 7
Lead Changed: 12 times(s)
Points off Turnovers: 18
Bench Points: 5
Largest Lead: 0 0

Date: 12/21/19
Time: 4:00 pm
Attendance: 7446
Site: Cassell Coliseum, Blacksburg, VA
Referees: Trey Styons, Tony Henderson, Bill Covington, Jr.

Score By Period table for VMI vs Virginia Tech

VMI 55

Player statistics for VMI game

Team Summary for VMI game

Technical Fouls: (1) TEAM
Second Chance Points: 4
Scores Tied: 0 times(s)
Points in the Paint: 12
Fast Break Points: 3
Lead Changed: 3 times(s)
Points off Turnovers: 8
Bench Points: 4
Largest Lead: 0 0

Virginia Tech 64

Player statistics for Virginia Tech game

Team Summary for Virginia Tech game

Technical Fouls: none
Second Chance Points: 14
Scores Tied: 0 times(s)
Points in the Paint: 22
Fast Break Points: 11
Lead Changed: 3 times(s)
Points off Turnovers: 26
Bench Points: 38
Largest Lead: 0 0

Date: 12/15/19
Time: 1:30 pm
Attendance: 9275
Site: Cassell Coliseum, Blacksburg, VA
Referees: Tommy Morrissey, Ron Groover, Jamie Luckie

Score By Period table for Gardner-Webb vs Virginia Tech

Gardner-Webb 46

Player statistics for Gardner-Webb game

Team Summary for Gardner-Webb game

Technical Fouls: none
Second Chance Points: 5
Scores Tied: 1 times(s)
Points in the Paint: 18
Fast Break Points: 0
Lead Changed: 1 times(s)
Points off Turnovers: 1
Bench Points: 0
Largest Lead: 0 0

Virginia Tech 73

Player statistics for Virginia Tech game

Team Summary for Virginia Tech game

Technical Fouls: none
Second Chance Points: 8
Scores Tied: 1 times(s)
Points in the Paint: 16
Fast Break Points: 11
Lead Changed: 1 times(s)
Points off Turnovers: 12
Bench Points: 34
Largest Lead: 0 0

Date: 12/29/19
Time: 6:00 pm
Attendance: 7642
Site: Cassell Coliseum, Blacksburg, VA
Referees: Tony Chiazza, Mark Schnur, Roger Ayers

Score By Period table for UMES vs Virginia Tech

UMES 37

Player statistics for UMES game

Team Summary for UMES game

Technical Fouls: none
Second Chance Points: 4
Scores Tied: 0 times(s)
Points in the Paint: 14
Fast Break Points: 0
Lead Changed: 0 times(s)
Points off Turnovers: 0
Bench Points: 8
Largest Lead: 0 0

Virginia Tech 92

Player statistics for Virginia Tech game

Team Summary for Virginia Tech game

Technical Fouls: none
Second Chance Points: 20
Scores Tied: 0 times(s)
Points in the Paint: 30
Fast Break Points: 22
Lead Changed: 0 times(s)
Points off Turnovers: 19
Bench Points: 49
Largest Lead: 0 0

COMBINED SEASON STATS

Game Records

Record	Overall	Home	Away	Neutral
ALL GAMES	10-3	8-1	1-0	1-2
CONFERENCE	1-1	0-1	1-0	0-0
NON-CONFERENCE	9-2	8-0	0-0	1-2

Score by Periods

Team	1st	2nd	OT	TOT
Virginia Tech	467	498	0	965
Opponents	374	420	0	794

Team Box Score

No.	Player	Total			3-Point		F-Throw		Rebounds				PF DQ A TO BLK STL PTS AVG									
		GP-GS	MIN	AVG	FG-FGA	FG%	3FG-FGA	3FG%	FT-FTA	FT%	OFF	DEF	TOT	AVG	PF	DQ	A	TO	BLK	STL	PTS	AVG
2	NOLLEY II, Landers	13-13	376:28	29.0	79-182	.434	37-85	.435	31-41	.756	6	70	76	5.9	19	0	33	39	4	12	226	17.4
4	ALLEYNE, Nahiem	13-12	368:39	28.4	42-107	.393	20-55	.364	28-37	.757	4	29	33	2.5	8	0	21	11	4	5	132	10.2
14	HORNE, P.J.	13-13	343:47	26.4	46-83	.554	19-44	.432	1-2	.500	15	45	60	4.6	21	0	8	15	8	8	112	8.6
0	CATTOOR, Hunter	12-1	280:39	23.4	35-73	.479	25-56	.446	5-12	.417	3	33	36	3.0	17	0	17	6	3	11	100	8.3
23	RADFORD, Tyrece	13-11	280:05	21.5	43-68	.632	1-8	.125	15-23	.652	34	42	76	5.9	17	0	18	4	4	12	102	7.9
3	BEDE, Wabissa	13-13	375:54	28.9	33-86	.384	6-29	.207	13-23	.565	4	51	55	4.2	19	0	83	20	5	12	85	6.5
15	CONE, Jalen	13-0	166:22	12.8	26-57	.456	19-34	.559	8-9	.889	1	13	14	1.1	18	0	7	12	0	1	79	6.1
1	WILKINS, Isaiah	13-2	215:57	16.6	25-69	.362	13-41	.317	12-16	.750	13	34	47	3.6	15	1	23	6	2	9	75	5.8
21	OJIAKO, John	13-0	157:19	12.1	20-37	.541	0-0	.000	12-19	.632	17	21	38	2.9	16	0	1	5	10	4	52	4.0
11	PALMER, Brendan	2-0	08:28	4.2	1-4	.250	0-3	.000	0-0	.000	1	3	4	2.0	0	0	0	1	0	1	2	1.0
24	JOHNSON, Branden	6-0	26:21	4.4	0-3	.000	0-0	.000	0-0	.000	2	3	5	0.8	5	0	0	0	1	0	0	0.0
Team											15	15	30				4					
Total		13			350-769	.455	140-355	.394	125-182	.687	115	359	474	36.5	155	1	211	123	41	75	965	74.2
Opponents		13			297-757	.392	111-360	.308	89-136	.654	121	329	450	34.6	187	-	170	169	33	50	794	61.1

Team Statistics

	Hokies	OPP
Scoring	965	794
Points per game	74.2	61.1
Scoring margin	+13.1	-
Field goals-att	350-769	297-757
Field goal pct	.455	.392
3 point fg-att	140-355	111-360
3-point FG pct	.394	.308
3-pt FG made per game	10.8	8.5
Free throws-att	125-182	89-136
Free throw pct	.687	.654
F-Throws made per game	9.6	6.8
Rebounds	474	450
Rebounds per game	36.5	34.6
Rebounding margin	+1.9	-
Assists	211	170
Assists per game	16.2	13.1
Turnovers	123	169
Turnovers per game	9.5	13.0
Turnover margin	+3.5	-
Assist/turnover ratio	1.7	1.0
Steals	75	50
Steals per game	5.8	3.8
Blocks	41	33
Blocks per game	3.2	2.5
Winning streak	4	-
Home win streak	4	-
Attendance	77493	7500
Home games-Avg/Game	9-8610	1-7500
Neutral site-Avg/Game	-	3-2400

Team Results

Date	Opponent		Score	Att.
11/05/19	at Clemson	W	67-60	7500
11/08/19	Coppin St.	W	74-42	9275
11/13/19	USC Upstate	W	80-57	8536
11/16/19	Lehigh	W	79-53	9275
11/20/19	Delaware St.	W	100-64	8421
11/25/19	vs Michigan St.	W	71-66	2400
11/26/19	vs Dayton	L	62-89	2400
11/27/19	vs BYU	L	77-90	2400
12/06/19	Duke	L	63-77	9275
12/11/19	Chattanooga	W	63-58	8348
12/15/19	Gardner-Webb	W	73-46	9275
12/21/19	VMI	W	64-55	7446
12/29/19	UMES	W	92-37	7642



CONFERENCE SEASON STATS

Game Records

Record	Overall	Home	Away	Neutral
ALL GAMES	1-1	0-1	1-0	0-0
CONFERENCE	1-1	0-1	1-0	0-0
NON-CONFERENCE	0-0	0-0	0-0	0-0

Score by Periods

Team	1st	2nd	OT	TOT
Virginia Tech	75	55	0	130
Opponents	75	62	0	137

Team Box Score

No.	Player				Total		3-Point		F-Throw		Rebounds				PF		DQ		A		TO		BLK		STL		PTS		AVG	
		GP-GS	MIN	AVG	FG-FGA	FG%	3FG-FGA	3FG%	FT-FTA	FT%	OFF	DEF	TOT	AVG																
2	NOLLEY II, Landers	2-2	66:16	33.1	15-30	.500	4-10	.400	3-6	.500	1	12	13	6.5	6	0	4	14	0	2	37	18.5								
14	HORNE, P.J.	2-2	69:17	34.6	9-20	.450	4-12	.333	1-1	1.000	0	13	13	6.5	2	0	2	2	2	0	23	11.5								
3	BEDE, Wabissa	2-2	66:47	33.4	8-14	.571	0-2	.000	3-4	.750	0	12	12	6.0	3	0	11	5	1	0	19	9.5								
4	ALLEYNE, Nahiem	2-1	55:09	27.6	4-15	.267	3-9	.333	6-8	.750	2	3	5	2.5	1	0	2	2	0	2	17	8.5								
23	RADFORD, Tyrece	2-1	37:00	18.5	7-9	.778	0-0	.000	2-2	1.000	4	7	11	5.5	2	0	0	0	0	0	16	8.0								
1	WILKINS, Isaiah	2-1	36:46	18.4	3-13	.231	2-9	.222	3-5	.600	6	4	10	5.0	5	1	4	2	0	2	11	5.5								
15	CONE, Jalen	2-0	13:13	6.6	2-5	.400	1-1	1.000	0-0	.000	0	1	1	0.5	0	0	0	0	0	0	5	2.5								
21	OJIAKO, John	2-0	10:43	5.4	1-2	.500	0-0	.000	0-0	.000	0	1	1	0.5	0	0	0	0	0	0	2	1.0								
0	CATTOOR, Hunter	2-1	44:49	22.4	0-5	.000	0-4	.000	0-0	.000	0	4	4	2.0	2	0	0	2	0	0	0	0								
Team											3	2	5																	
Total		2	400		49-113	.434	14-47	.298	18-26	.692	16	59	75	37.5	21	1	23	27	3	6	130	65.0								
Opponents		2	400		52-127	.409	14-55	.255	19-25	.760	16	52	68	34.0	27	1	23	15	6	12	137	68.5								

Team Statistics

	HOKIES	OPP
Scoring	130	137
Points per game	65.0	68.5
Scoring margin	-3.5	-
Field goals-att	49-113	52-127
Field goal pct	.434	.409
3 point fg-att	14-47	14-55
3-point FG pct	.298	.255
3-pt FG made per game	7.0	7.0
Free throws-att	18-26	19-25
Free throw pct	.692	.760
F-Throws made per game	9.0	9.5
Rebounds	75	68
Rebounds per game	37.5	34.0
Rebounding margin	+3.5	-
Assists	23	23
Assists per game	11.5	11.5
Turnovers	27	15
Turnovers per game	13.5	7.5
Turnover margin	-6.0	-
Assist/turnover ratio	0.9	1.5
Steals	6	12
Steals per game	3.0	6.0
Blocks	3	6
Blocks per game	1.5	3.0
Winning streak	0	-
Home win streak	0	-
Attendance	9275	7500
Home games-Avg/Game	1-9275	1-7500
Neutral site-Avg/Game	-	0-0

Team Results

Date	Opponent		Score	Att.
11/05/2019	at Clemson	W	67-60	7500
12/06/2019	Duke	L	63-77	9275





0
Hunter CATTOOR
G | 6-3 | 205 | Fr.
Orlando, Fla.
(cuh-TOUR)



1
Isaiah WILKINS
G | 6-4 | 225 | So.
Winston-Salem, N.C.



2
Landers NOLLEY II
G/F | 6-7 | 225 | r-Fr.
Atlanta, Ga.
(NAH-lee)



3
Wabissa BEDE
G | 6-0 | 200 | Jr.
North Andover, Mass.
(wa-BEE-sah BEE-dee)




4
Nahiem ALLEYNE
G | 6-3 | 195 | Fr.
Buford, Ga.
(na-HEEM ah-LEAN)



10
Jonathan KABONGO
G | 6-4 | 195 | So.
Toronto, Canada
(kuh-BONGO)



11
Brendan PALMER
G | 6-4 | 195 | So.
Winston-Salem, N.C.



13
Grant YATES
F | 6-8 | 210 | So.
Gainesville, Va.



14
P.J. HORNE
F | 6-6 | 225 | Jr.
Tifton, Ga.



15
Jalen CONE
G | 5-10 | 170 | Fr.
Walkertown, N.C.



21
John OJIAKO
F | 6-10 | 240 | Fr.
Lagos, Nigera
(OH-gee-ah-co)




22
Keve ALUMA
F | 6-9 | 240 | Jr.
Berlin, Md.
(Kev-aye)



23
Tyrece RADFORD
G | 6-1 | 205 | r-Fr.
Baton Rouge, La.
(TIE-reese)



24
Branden JOHNSON
F | 6-8 | 230 | Gr.
Garfield Heights, Ohio



25
Ryan PAYNE
F | 6-8 | 220 | Jr.
Mechanicsville, Va.



Mike YOUNG
Head Coach
Emory & Henry, 1986
First season



Chester FRAZIER
Associate Head Coach
Illinois, 2009
First season



Christian WEBSTER
Assistant Coach
Harvard, 2013
Fourth season



Antwon JACKSON
Assistant Coach
Pikeville, 1993
First season

