



# HOKIES

## 2019-20 Virginia Tech Men's Basketball Game Notes

### Game Info

Tuesday, Jan. 28 | Game 21  
Watsco Center | Coral Gables, Fla.

### On the Call

Rich Hollenberg (PxP)  
Cory Alexander (Analyst)  
Katie George (Sideline)



### Schedule

#### INFORMATION

Virginia Tech  
Hokies



Record.....14-6, 5-4 ACC  
Starters R/L.....1/4  
Head Coach.....Mike Young  
Record at Tech (Years).....14-6 (1st)

Miami (Fla.)  
Hurricanes



Record.....10-9, 2-7 ACC  
Starters R/L.....2/3  
Head Coach.....Jim Larrañaga  
Record at BC (Years).....185-106 (9th)

#### NUMBERS TO KNOW

1

• Though they surrendered 14 turnovers (most since Dec. 6, Duke) on Saturday at BC, the Hokies still rank No. 1 in the land for turnovers committed per game, with an average of 9.7.

3

• The Hokies are 3-2 this season coming off a loss, with most recently doing it against North Carolina. Coach Mike Young is 38-19 over the last five years after a L. (More on page 16)

11

• Tech, which has held 11 opponents to 63 points or less, ranks fourth in the ACC and 39th nationally in scoring defense, allowing just 63.0 points a game (BC had 61 Saturday).

#### PROJECTED STARTERS (Based off last game)

#	Name	P	R	A	B	S
0	Hunter Catoorr (G)	6.3	2.5	1.4	0.2	0.9
3	Wabissa Bede (G)	6.1	4.1	6.3	0.3	1.2
4	Nahiem Alleyne (G)	9.7	2.6	1.6	0.3	0.4
14	P.J. Horne (F)	7.8	4.7	0.5	0.6	0.7
15	Jalen Cone (G)	8.1	1.2	0.6	0.1	0.1

#### AT THE RIM

- Back on the road for the second game in a row, the Virginia Tech men's basketball will play at Miami (Fla.) on 8 p.m. ET on ACCN.
- The Hurricanes lead the all-time series 22-17, but the Hokies have won three straight, including the most recent contest in Coral Gables, an 82-70 win on Jan. 30, 2019.
- The last time these two faced off, the Hokies got the best of the 'Canes, 71-56. (More on page 5)
- Tech coach Mike Young is 1-1 all-time versus Miami's Jim Larrañaga. When Young was at Wofford and Larrañaga at George Mason, Young's Terriers defeated the Patriots 82-79 in overtime in 2010 at the Charleston Classic. But Larrañaga got the last laugh, winning with the 'Canes 74-57 in '16 at AmericanAirlines Arena.

#### WHO TO WATCH



- Once again Landers Nolley led the team in scoring for the 13th game, tallying 15 points at Boston College Saturday.
- Nolley, who did not make a 3 for the first time since Dec. 6, made seven field goals and chipped in two boards/assists.

- Scoring in double figures for the fourth straight game, the longest of his career, Nahiem Alleyne had 10 points at BC Saturday.
- The freshman hit two 3-pointers and has made 10 triples over his last three games, shooting 52.6 percent from downtown.



#### LAST TIME OUT

- Tech, which entered the game with a five-game winning streak over Boston College, had its streak snapped with a five-point loss.
- The Hokies were held to just 25 second-half points and coughed up 14 turnovers, well above their nation-leading average (9.7).

#### NOVEMBER

5	AT CLEMSON* (ESPNU)	W, 67-60
8	COPPIN STATE (ACCNX)	W, 74-42
13	USC UPSTATE (ACCNX)	W, 80-57
16	LEHIGH (ACCNX)	W, 79-53
20	DELAWARE STATE (ACCNX)	W, 100-64
25	(1) VS. NO. 3/3 MICHIGAN STATE (ESPN2)	W, 71-66
26	(1) VS. [RV/--] DAYTON (ESPN)	L, 89-62
27	(1) VS. BYU (ESPN2)	L, 90-77

#### DECEMBER

6	NO. 10/8 DUKE* (ACCN)	L, 77-63
11	CHATTANOOGA (ACCN)	W, 63-58
15	GARDNER-WEBB (ACCNX)	W, 73-46
21	VMI (ACCN)	W, 64-55
29	MARYLAND EASTERN SHORE (RSN)	W, 92-37

#### JANUARY

4	AT NO. 19/19 VIRGINIA* (RSN)	L, 65-39
7	AT SYRACUSE* (ACCN)	W, 67-63
11	NC STATE* (RSN)	W, 72-58
14	AT WAKE FOREST* (ACCN)	W, 80-70
18	SYRACUSE* (RSN)	L, 71-69
22	NORTH CAROLINA* (ACCN)	W, 79-77 (2OT)
25	AT BOSTON COLLEGE* (ESPN)	L, 61-56
28	AT MIAMI (FLA.)* (ACCN)	8 P.M.

#### FEBRUARY

1	NO. 5/6 FLORIDA STATE* (RSN)	4 P.M.
4	AT GEORGIA TECH* (ESPN/ESPN2/ESPNU/ACCN)	7 P.M.
8	BOSTON COLLEGE* (RSN)	NOON
15	PITT* (ACCN)	6/8 P.M.
19	MIAMI (FLA.)* (RSN)	9 P.M.
22	AT NO. 9/8 DUKE* (ESPN/ESPN2/ESPNU/ACCN)	4 P.M.
26	VIRGINIA* (ESPN/ESPN2/ESPNU/ACCN)	7 P.M.

#### MARCH

1	AT NO. 6/5 LOUISVILLE* (ACCN)	6 P.M.
4	CLEMSON* (ACCN)	7 P.M.
7	AT NOTRE DAME* (ACCN)	2 P.M.
10-14	(2) VS. TBA (ESPN/ESPN2/ACCN)	TBA

\* ACC GAME | AP POLL RANKING/COACHES POLL RANKING

1 - MAUI JIM MAUI INVITATIONAL (MAUI, HAWAII)  
2 - ACC TOURNAMENT (GREENSBORO, N.C.)

#### VIRGINIA TECH CONTACT INFO

Lance Dozier | Phone: (507) 993-1898 | Email: lance17@vt.edu  
Assistant Director, Strategic Communications  
Matt Johnson | Phone: (336) 692-2690 | Email: mattj3@vt.edu  
Student Assistant, Strategic Communications

### Social



@HokiesMBB



@HokiesMBB



/HokieSports



**AP Top 25 Poll - Week 13**

Jan. 27 | *Opponents in italics*

#	Team (1st place)	Record	Points
1	Baylor (44)	17-1	1578
2	Gonzaga (19)	21-1	1552
3	Kansas (1)	16-3	1434
4	San Diego State	21-0	1408
5	<i>Florida State</i>	17-2	1318
6	<i>Louisville</i>	17-3	1277
7	<i>Dayton</i>	18-2	1163
8	Villanova	16-3	1110
9	<i>Duke</i>	16-3	1084
10	Seton Hall	15-4	1055
11	Oregon	17-4	926
12	West Virginia	16-3	874
13	Kentucky	15-4	839
14	<i>Michigan State</i>	15-5	751
15	Maryland	16-4	650
16	Butler	16-4	631
17	Auburn	17-2	619
18	Iowa	14-5	545
19	Illinois	15-5	483
20	Colorado	16-4	314
21	Houston	16-4	296
22	LSU	15-4	260
23	Wichita State	17-3	161
24	Penn State	14-5	114
25	Rutgers	15-5	102

**Receiving Votes:** Creighton 59, Arizona 55, Texas Tech 33, Ohio State 16, Indiana 15, East Tennessee State 14, UNI 13, Memphis 11, USC 9, Rhode Island 6, Purdue 6, Florida 4, Arkansas 3, Tulsa 3, SMU 3, Saint Mary's 3, Wisconsin 1, Akron 1, Harvard 1

**Coaches Top 25 Poll - Week 13**

Jan. 27 | *Opponents in italics*

#	Team (1st place)	Record	Points
1	Baylor (15)	17-1	782
2	Gonzaga (17)	21-1	780
3	Kansas	16-3	711
4	San Diego State	21-0	701
5	<i>Louisville</i>	17-3	646
6	<i>Florida State</i>	17-2	632
7	<i>Dayton</i>	18-2	593
8	<i>Duke</i>	16-3	565
9	Seton Hall	15-4	521
10	Villanova	16-3	511
11	West Virginia	16-3	432
12	Oregon	17-4	424
13	Kentucky	15-4	414
14	<i>Michigan State</i>	15-5	403
15	Maryland	16-4	362
16	Auburn	17-2	312
17	Butler	16-4	282
18	Iowa	14-5	268
19	Illinois	15-5	235
20	Houston	16-4	157
21	Colorado	16-4	121
22	Wichita State	17-3	115
23	Penn State	14-5	76
24	LSU	15-4	74
25	Rutgers	15-5	72

**Receiving Votes:** Arizona 49, Texas Tech 47, Creighton 41, Ohio State 14, Indiana 14, Tulsa 12, Saint Mary's 8, Marquette 7, Yale 7, Arkansas 6, UNI 2, East Tennessee State 1, Stanford 1, USC 1, Memphis 1

**GENERAL INFORMATION**

University Name	Virginia Tech
Location	Blacksburg, Va.
Founded	1872
Enrollment	34,000
President	Dr. Timothy Sands
Director of Athletics	Whit Babcock
Nickname	Hokies
Mascot	Hokie Bird
Colors	Chicago Maroon and Burnt Orange
Affiliation	NCAA Division I
Conference	Atlantic Coast
Home Court	Cassell Coliseum
Capacity	9,275

**INFORMATION**

2018-19 Record	26-9
Conference Record/Finish	12-6 (5th in ACC)
Starters Returning/Lost	1/4
Letterwinners Returning/Lost	4/5
Newcomers	8 (4 freshmen, 2 redshirts, 1 transfer, 1 walk-on)

**STAFF**

Head Coach	Mike Young (Emery & Henry, 1986)
Virginia Tech Record/Years	14-6 / First season
Overall Record/Years	313-250 / 18 years
Associate Head Coach	Chester Frazier (Illinois, 2009)
Assistant Coach	Antwon Jackson (Pikeville, 1993)
Assistant Coach	Christian Webster (Harvard, 2013)
Chief of Staff	Stephanie Ballein (Virginia Tech, 1990, 1995)
Special Assistant to the Head Coach	Kevin Giltner (Wofford, 2012)
Special Assistant for Recruiting	Matt Olinger (Liberty, 2007)
Director of Player Personnel	Ryan Nadeau (Michigan State, 2016)
Director, Sports Medicine	Hisham Ziyout (Salisbury, 2015)
Coordinator of Basketball Relations	Ace Custis (Virginia Tech, 1997)
Senior Director, Strength & Conditioning	David Land (App State, 2011)
Assistant Director, Equipment Services	Bruce Garnes (Virginia Tech, 1994, 1996)
Graduate Assistant	Chakiris Moss (Greensboro, 2013)
Graduate Assistant	Will Stigall (Wofford, 2019)
Administrative Assistant	Isabelle Schneiderman (Virginia Tech, 2019)

**ROSTER**

No.	Name	Pos.	Ht.	Wt.	Cl.	Hometown	High School/Last School
0	Hunter Cattoor	G	6-3	205	Fr.	Orlando, Fla.	Bishop Moore
1	Isaiah Wilkins	G	6-4	225	So.	Winston-Salem, N.C.	Mount Tabor
2	Landers Nolley II	G/F	6-7	225	r-Fr.	Atlanta, Ga.	Langston Hughes
3	Wabissa Bede	G	6-0	200	Jr.	North Andover, Mass.	Cushing Academy
4	Nahiem Alleyne	G	6-3	195	Fr.	Buford, Ga.	Mountain View
10	Jonathan Kabongo	G	6-4	195	So.	Toronto, Canada	Thornlea Secondary
11	Brendan Palmer	G	6-4	195	So.	Winston-Salem, N.C.	Forsythe Country Day
13	Grant Yates	F	6-8	210	So.	Gainesville, Va.	Battlefield/Christopher Newport
14	P.J. Horne	F	6-6	225	Jr.	Tifton, Ga.	Tift County
15	Jalen Cone	G	5-10	170	Fr.	Walkertown, N.C.	Walkertown
21	John Ojiako	F	6-10	240	Fr.	Lagos, Nigeria	Admiral Farragut
22	Keve Aluma	F	6-9	240	Jr.	Berlin, Md.	Stephen Decatur/Wofford
23	Tyrece Radford	G	6-1	205	r-Fr.	Baton Rouge, La.	McKinley
24	Branden Johnson	F	6-8	230	Gr.	Garfield Heights, Ohio	Garfield Heights/Alabama St.
25	Ryan Payne	F	6-8	220	Jr.	Mechanicsville, Va.	Hanover

**PRONUNCIATIONS**

Nahiem Alleyne	na-HEEM ah-LEAN	Jonathan Kabongo	kuh-BONGO
Keve Aluma	Kev-aye	Landers Nolley II	NAH-lee
Wabissa Bede	wa-BEE-sah BEE-dee	John Ojiako	OH-gee-ah-co
Hunter Cattoor	cuh-TOUR	Tyrece Radford	TIE-reese





**2019-20 ACC Standings**

#	Team	Overall	ACC	Pct.
1.	No. 6/5 Louisville	17-3	8-1	.850
2.	No. 5/6 Florida State	17-2	7-1	.895
3.	No. 9/8 Duke	16-3	6-2	.842
4.	Syracuse	13-7	6-3	.650
5.	<b>Virginia Tech</b>	<b>14-6</b>	<b>5-4</b>	<b>.700</b>
	NC State	14-6	5-4	.700
	Virginia	13-6	5-4	.684
8.	Pitt	13-7	4-5	.650
	Clemson	10-9	4-5	.526
	Boston College	10-10	4-5	.500
11.	Georgia Tech	9-11	4-6	.450
12.	Notre Dame	11-8	2-6	.579
	North Carolina	9-10	2-6	.474
14.	Miami (Fla.)	10-9	2-7	.526
	Wake Forest	9-10	2-7	.474

**2019-20 Preseason ACC Coaches' Poll**

#	Team (First-place votes)	Points
1.	Duke (51)	1564
2.	North Carolina (19)	1493
3.	Louisville (29)	1448
4.	Virginia (12)	1405
5.	Florida State	1157
6.	NC State	1038
7.	Notre Dame	915
8.	Syracuse	910
9.	Miami (Fla.)	768
10.	Pitt	577
11.	Clemson	564
12.	Georgia Tech	437
13.	Boston College	382
14.	<b>Virginia Tech</b>	<b>334</b>
15.	Wake Forest	328

**Preseason All-ACC Team**

**First Team**

Jordan Nwora, Louisville, 95  
 Tre Jones, Duke, 89  
 Cole Anthony, North Carolina, 81  
 John Mooney, Notre Dame, 51  
 Mamadi Diakite, Virginia, 49

**Second Team**

Markell Johnson, NC State, 39  
 Vernon Carey Jr., Duke, 19  
 Chris Lykes, Miami, 18  
 Garrison Brooks, North Carolina, 11  
 Trent Forrest, Florida State, 11

**Preseason ACC Freshman of the Year**

Cole Anthony, North Carolina, 89  
 Vernon Carey Jr., Duke, 8  
 Wendell Moore Jr., Duke, 5  
 Casey Morsell, Virginia, 3  
 Cassius Stanley, Duke, 3  
 Matthew Hurt, Duke, 3

**Preseason ACC Player of the Year**

Jordan Nwora, Louisville, 55  
 Cole Anthony, North Carolina, 31  
 Tre Jones, Duke, 19  
 John Mooney, Notre Dame, 3  
 Mamadi Diakite, Virginia, 2  
 Markell Johnson, NC State, 1

**A WIN WOULD**

- Extend Tech's winning streak over Miami to four games dating back to 2018.
- Move Mike Young to 1-1 against the Hurricanes and to 2-1 versus Jim Larrañaga.
- Make Tech 4-2 in ACC road games this season, which has only happen twice before, coming in the 2006-07 and 2017-18 seasons.
- Mark Mike Young being the first Tech coach to win six of his first 10 ACC games.

Name	Year	ACC Record
Mike Young	2019-20	5-4
Seth Greenberg	2004-05	5-5
James Johnson	2012-13	2-8
Buzz Williams	2014-15	1-9

**RECAPPIN' BOSTON COLLEGE**

- Tech turned in its lowest NET loss of the season, falling to Boston College (156) and topping its previous worst loss of Syracuse (64).
- The Hokies posted their second-highest turnovers (14), fouls committed (19) and second-lowest point total (54), assists (11) and 3-point attempts (21).
- It marked the second time this season the Hokies blew a double-digit lead (10 points vs. BC), joining the Duke loss (Dec. 6) when they were up 12 points.
- It also marked the first time Tech was leading with five minutes remaining and loss, with previously being 12-0, and now is 2-2 in games that are decided by five points or less (other L vs. Syracuse 71-69).

**NORTH CAROLINA WIN TIDBITS**

- Marked Tech's second straight win over North Carolina in Blacksburg for just the second time in school history and first since 1917 and 1919.
- Marked Tech winning two out of its last three versus Carolina for the first time since 2006-07.
- Made Coach Young 2-2 record against the Tar Heels and Roy Williams.
- Gave the Hokies a 5-3 start to ACC play, marking the eighth time they have won five or more of their first eight league games since they joined the ACC.
- But, it was just the second time they've won at least five games through their first eight ACC contests over the last nine years (2011-present), with it happening last year with a 6-2 start.

**RECAPPIN' NORTH CAROLINA**

- Numerous players stood out for the Hokies vs. UNC, coming up big in clutch moments, as Carolina, which led for most of the game (39 minutes), let Tech take the lead in the first half (7-minute mark) and not again until the second overtime.
- But it took quite a bit to just even get to overtime, as Tech was trailing by seven points with four minutes left in regulation and held UNC to just one point those four minutes.
- Jalen Cone hit back-to-back 3-pointers to cut it one with three minutes to go and Carolina hit one free throw, setting up P.J. Horne to be the hero and make both from the line with 13 seconds left.
- Trailing by two with 40 seconds left in the first overtime, Tech's Landers Nolley drove and got a shot in the lane to fall to tie it up for overtime No. 2.
- Nolley would answer again to tie the game up with 23 seconds in the second OT with a reverse layup, then Tyrece Radford followed with a floater in the lane to make win it (0.4 seconds left).

**OVERTIME HISTORY LESSON**

- With the Hokies playing in their first overtime game in 2019-20, it had been a while since they last played some 'free basketball.'
- The extra session marked the first time Tech played OT since the 2019 ACC Tournament in Charlotte against Florida State, a 65-63 loss.
- When the Tar Heels and Hokies went into double overtime, it marked the first time since 2017 versus Virginia, an 80-78 win, that it went into two OTs.
- And if Tyrece Radford's shot didn't fall, it would've gone into a third overtime for the first time for Tech since 1983, a four-point loss at West Virginia, 90-86.

**COMEBACK KIDS**

- Though it's been painful on the fans, with all the ups and downs that come with digging yourself out of a hole, the Hokies have found a way to do so in three of their last four ACC wins, facing double-digit deficits in three of those games and completing the comeback.
- The Hokies came back from a 12-point disadvantage against North Carolina on Wednesday. And then previously double-digit deficits two games in a row (at 'Cuse, vs. NC State), marking the first time doing so since 2017.
- Tech trailed 10-0 to start the NC State contest, then ripped off a 13-0 run to take a lead it would not relent.
- Earlier in the week at Syracuse, the 11-point deficit was Tech's largest comeback of the season and marked its biggest comeback since Nov. 18, 2018 versus then-No. 23 Purdue (12 points).
- The last time Tech had consecutive games of trailing by 10 or more and coming back to win was on Feb. 12, 2017 versus Virginia (14 points) and Feb. 14, 2017 against Pitt (13).
- Tech almost did it versus Syracuse at home, trailing by as many as 16 and cutting it to a one-point game with 40 seconds left, but fell short. Similarly to Boston College, trailing by six with 40 seconds left and getting a clutch 3 by Jalen Cone and two missed free throws on the other end, but couldn't connect on its next two shots to fall 61-56.

**GUARDS ON THE GLASS**

- Only 20 players in Division I are currently averaging at least six assists and four rebounds per game, including Tech's Wabissa Bede.
- Bede is the one of only two players in the ACC to do so and is one of only eight high-major players. He had five assists and five rebounds at Boston College.

Player	G	R/G	A/G
Tyrese Haliburton (Iowa State)	18	5.9	7.1
Marcus Carr (Minnesota)	19	5.3	6.9
Cam Mack (Nebraska)	20	4.6	6.7
Markell Johnson (NC State)	19	4.5	6.5
Kenric Davis (SMU)	15	4.4	7.2
Ashton Hagans (Kentucky)	15	4.2	7.3
Zavier Simpson (Michigan)	19	4.3	8.3
Wabissa Bede (Virginia Tech)	20	4.1	6.3

**THE ONE & ONLY, THE YOUNG HOKIES**

- Only one team nationally has four freshmen that are averaging over eight points per game (minimum 10 games played) and that would be Tech.
- The Hokies are led by Landers Nolley (17.9 ppg), Nahiem Alleyne (9.7), Tyrece Radford (8.4) and Jalen Cone (8.1).



**LAST TIME TEAM...**

Tech scored 100 points and won: 103-79, vs. Washington, 11-17-17  
 Tech scored 100 points and lost: 100-104 2OT vs. Maryland, 2-27-10  
 Tech played in overtime: 79-77, 2OT, vs. North Carolina, 1-22-20  
 Tech played in consecutive overtime games: 82-77 vs. UAB, 11-28-15 & 79-81 vs. Northwestern, 12-1-15  
 Tech played 2 OT: 79-77, 2OT, vs. North Carolina, 1-22-20  
 Tech played 3 OT: 86-90 at WVU, 2-2-83  
 Tech scored 100+ points: 100-64 vs. Delaware State, 11-20-19  
 Tech scored 90-99 points: 92-37 vs. Maryland Eastern Shore, 12-29-19  
 Tech scored 80-89 points: 80-70 at Wake Forest, 1-14-20  
 Tech scored 70-79 points: 79-77 (2OT) vs. North Carolina, 1-22-20  
 Tech scored 60-69 points: 69-71 vs. Syracuse, 1-18-20  
 Tech scored 50-59 points: 56-61 at Boston College, 1-25-20  
 Tech scored 40-49 points: 47-24 at NC State, 2-2-19  
 Tech scored 30-39 points: 39-65 at No. 19/19 Virginia, 1-4-20  
 Tech scored 20-29 points: 27-40 at McGuire Hospital, 2-2-46  
 Tech scored 10-19 points: 16-45 at Virginia, 1-30-39  
 Tech scored less than 10 points: 9-29 vs. North Carolina, 1-12-35  
 Tech allowed 100+ points: 82-103 at North Carolina, 1-21-19  
 Tech allowed 90-99 points: 77-90 vs. BYU, 11-27-19  
 Tech allowed 80-89 points: 62-89 vs. Dayton, 11-26-19  
 Tech allowed 70-79 points: 79-77 (2OT) vs. North Carolina, 1-22-20  
 Tech allowed 60-69 points: 56-61 at Boston College, 1-25-20  
 Tech allowed 50-59 points: 72-58 vs. NC State, 1-11-20  
 Tech allowed 40-49 points: 73-46 vs. Gardner-Webb, 12-15-19  
 Tech allowed 30-39 points: 92-37 vs. Maryland Eastern Shore, 12-29-19  
 Tech allowed 20-29 points: 47-24 at NC State, 2-2-19  
 Tech allowed 10-19 points: 60-19 vs. Lynchburg College, 1-9-46  
 Tech allowed less than 10 points: 28-9 vs. Hampden-Sydney, 1-17-23  
 Tech scored at least 60 points in a half: 66, 2nd half, vs. The Citadel, 11-12-17  
 Largest margin of victory: 83 points vs. Randolph Macon Academy, 87-4, 1-10-1911  
 Largest margin of victory in an ACC game: 29 points vs. Wake Forest, 94-65, 1-15-11  
 Tech defeated a ranked opponent on the road: 47-24 at No. 23/22 NC State, 2-2-19  
 Tech defeated a ranked opponent at home: 77-72 vs. No. 3/2 Duke, 2-26-19  
 Tech defeated a ranked opponent on a neutral court: 71-66 vs. No. 3 Michigan State, 11-25-19, Maui  
 Tech defeated a defending national champion: 80-69 vs. North Carolina, 1-22-18  
 Tech held opponent without a double-figure scorer: 65-47 vs. Miami, ACC Tournament, 3-12-09  
 No Tech player scored in double figures: 41-57 vs. Temple, 2-25-96  
 Tech had six players score in double figures: at Boston College, 2-25-17  
 Tech had seven players score in double figures: vs. The Citadel, 12-17-16  
 Tech did not make a 3-point field goal: at Providence, 2-1-03  
 Tech's opponent did not make a 3-point field goal: at NC State, 2-10-10  
 Tech did not shoot a free throw in the first half: vs. Lehigh, 11-16-19  
 Tech did not shoot a free throw in the second half: vs. Virginia, 12-5-10  
 Tech's opponent did not shoot a free throw: vs. VMI, 12-21-19  
 Tech held an opponent under 10 points in a half: 9 points, vs. Eastern Michigan, 12-22-11  
 Tech held an opponent under 20 points in a half: 12 points, vs. Coppin State, 11-8-19  
 Tech had double figures in blocked shots: 13, 87-82, vs. West Virginia, 11-12-13  
 Tech came back from a double-figure deficit to win: 12 points vs. North Carolina, 1-22-20  
 Lost a double-digit lead: 10 points at Boston College, 1-25-20  
 Tech led by 20 or more points at half time of a game: 23 points vs. Maryland Eastern Shore, 12-29-19  
 Tech had 20-29 assists in a game: 20 vs. Maryland Eastern Shore, 12-29-19  
 Tech had 30 or more assists: 36 vs. The Citadel, 11-12-17  
 Tech won a neutral-court game (no tourney): 73-61 vs. Washington (Atlantic City, N.J.), 12-15-18  
 Tech held a team under 20 percent from the field: 16.7% at NC State, 2-2-19  
 Tech won an NCAA Tournament game: 67-58 vs. Liberty (NCAA Tournament), 3-24-19

**LAST TIME PLAYER...**

A Tech player recorded a triple-double: Chris Clarke (13 pts./12 rebs./10 ast.) vs. The Citadel, 12-17-16  
 Two Tech players recorded double-doubles in a game: Kerry Blackshear Jr. (22 pts./15 rebs.) & Chris Clarke (15 pts./10 rebs.) vs. The Citadel, 11-12-17  
 Two Tech players recorded double-doubles in consecutive games: vs. UNC, ACC Tournament, 3-13-09 and vs. Duquesne, NIT, 3-18-09  
 Tech player had five or more steals: Nickeil Alexander-Walker (6) vs. Miami (Fla.), 1-30-19  
 Tech player had 10 or more assists in a game: Wabissa Bede (10) vs. Delaware State, 11-20-19  
 Tech player had 20 or more rebounds in a game: Jeff Allen (21) vs. Longwood, 12-14-08  
 Two Tech players had double figures in rebounds: Kerry Blackshear Jr. (15 rebs.) & Chris Clarke (10 rebs.) vs. The Citadel, 11-12-17  
 Two Tech players had five or more assists: Wabissa Bede (6) & Tyrece Radford (5) vs. UMES 12-29-19  
 Three Tech players had five or more assists: Chris Clarke (10) Justin Robinson (6), Seth Allen (6) vs. The Citadel, 12-17-16  
 Four Tech players had five or more assists: Kerry Blackshear (8), Devin Wilson (7), Justin Robinson (7), Chris Clarke (5) vs. The Citadel, 11-12-17  
 Three Tech players had five or more 3-pointers: Nahiem Alleyne (5), Jalen Cone (5), Isaiah Wilkins (5) vs. Delaware State, 11-20-19  
 Two Tech players scored 20 or more points: Landers Nolley II (21 points) & Tyrece Radford (21 points) at Wake Forest, 1-14-20  
 Three Tech players scored 20 or more points: Nickeil Alexander-Walker (25 points), Ahmed Hill (23 points) and Justin Robinson (23 points) vs. Purdue, 11-18-18  
 Same two Tech players scored 20 or more points in consecutive games: Nickeil Alexander-Walker & Kerry Blackshear Jr., 11-10 & 11-12-17  
 Tech freshman scored 20 or more points in a game: 21, Landers Nolley II & Tyrece Radford, at Wake Forest, 1-14-20  
 Two Tech freshmen scored in double figures in a game: Landers Nolley (15 points) and Nahiem Alleyne (10) at Boston College, 1-25-20  
 Three Tech freshmen scored in double figures in a game: Landers Nolley (22 points), Jalen Cone (18) and Nahiem Alleyne (11) vs. North Carolina, 1-22-20  
 Four Tech freshmen scored in double figures in a game: Landers Nolley II (21 points), Tyrece Radford (21) Jalen Cone (15) and Nahiem Alleyne (10) at Wake Forest, 1-14-20  
 Tech player scored 30-39 points in a game: 30, Landers Nolley at Clemson, 11-5-19  
 Tech player scored 40-49 points in a game: 41, Dorenzo Hudson vs. Seton Hall, 1-2-10  
 Tech player scored 50+ points in a game: 51, Binbo Coles vs. Southern Miss., 2-6-88  
 Tech player had consecutive double-doubles: Kerry Blackshear Jr., 2-18-19, 2-23-19 & 2-26-19  
 Tech player had three consecutive double-doubles: Kerry Blackshear Jr., 2-18-19, 2-23-19 & 2-26-19  
 Tech freshman had consecutive double-doubles: Kerry Blackshear Jr., 12-13-15 & 12-19-15  
 Tech allowed a triple-double: Dennis Smith Jr. (27 pts., 11 rebs., 11 assists), at NC State, 1-4-17  
 Tech had a walk-on score in double figures: Christian Beyer, 13 pts., vs. Alabama A&M, 12-14-14

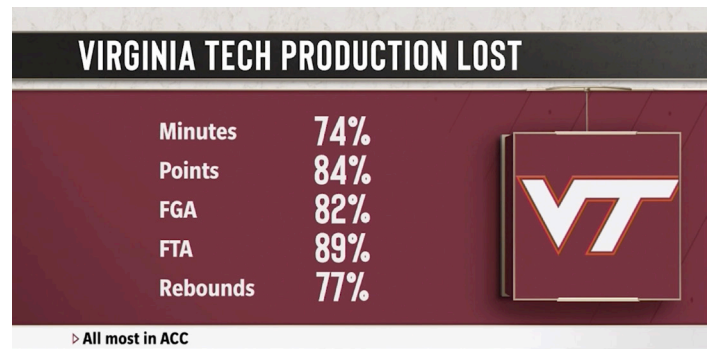
**What's a Hokie?**



The answer leads all the way back to 1896 when Virginia Agricultural and Mechanical College changed its name to Virginia Polytechnic Institute. With the change came the necessity for writing a new cheer and a contest for such a purpose was held by the student body.

Senior O.M. Stull won first prize for his "Hokie" yell which is still used today. Later, when asked if "Hokie" had any special meaning, Stull explained the word was solely the product of his imagination and was used only as an attention-getter for his yell. It soon became a nickname for all Tech teams and for those people loyal to Tech athletics.

The official university school colors - Chicago Maroon and Burnt Orange - also were introduced in 1896. The colors were chosen by a committee because they made a 'unique combination' not worn elsewhere at the time. The official definition of "hokie" is "a loyal Virginia Tech Fan".



**'19 CLASS OF HIGH-MAJOR COACHES**

- Out of the seven high-major conferences (ACC, American, BIG EAST, B1G, Big 12, Pac-12 and SEC), there are 14 new head coaches for the 2019-20 season.
- Virginia Tech coach Mike Young is just one of six coaches that were a mid-major coach to jump up to the big leagues, joining Alabama's Nate Oats (Buffalo), Arkansas' Eric Musselman (Nevada), Tulane's Ron Hunter (Georgia State) and Washington State's Kyle Smith (San Francisco).
- Of the 14 new coaches, Young was the longest-tenured coach to leave, following his 17-year stint as the head guy at Wofford.
- The NBA saw three of its coaches jump into the college ranks, with Michigan's Juwon Howard (Miami Heat), Nebraska's Fred Hoiberg (Chicago Bulls) and Vanderbilt's Jerry Stackhouse (Memphis Grizzlies).
- In this cycle, only one assistant coach was promoted from within and that was Temple's Aaron McKie, who served as an assistant under Fran Dunphy for five seasons in Philadelphia.
- While former Hokie coach Buzz Williams, who is now at Texas A&M, was one of just two coaches this offseason to jump ship and go high-major for high-major, with UCLA's Mick Cronin (Cincinnati) being the other.
- A full breakdown of the 14 coaches this cycle is below, with the SEC welcoming the most among the seven leagues with four. The Big 12 was the lone conference not to have a new head coach this offseason.

School	Name	Previous Team
Alabama	Nate Oats	Buffalo (HC)
Arkansas	Eric Musselman	Nevada (HC)
Cal	Mark Fox	*Georgia (HC)
Cincinnati	John Brannen	Northern Kentucky (HC)
Michigan	Juwon Howard	Miami Heat (NBA Assistant)
Nebraska	Fred Hoiberg	Chicago Bulls (NBA HC)
St. John's	Mike Anderson	Arkansas (HC)
Temple	Aaron McKie	Temple (Assistant)
Texas A&M	Buzz Williams	Virginia Tech (HC)
Tulane	Ron Hunter	Georgia State (HC)
UCLA	Mick Cronin	Cincinnati (HC)
Vanderbilt	Jerry Stackhouse	Memphis Grizzlies (NBA Assistant)
Virginia Tech	Mike Young	Wofford (HC)
Washington State	Kyle Smith	San Francisco (HC)

\* Coach Mark Fox last coached Georgia in 2017-18.



**RECORD WHEN...**

Leading at the half:	11-3
Trailing at the half:	3-3
Tied at the half:	0-0
Playing Overtime:	1-0
Shooting 50% or better:	2-1
Shooting between 40-49.9%:	6-4
Shooting less than 40%:	5-1
Opponents shoot 50% or better:	0-2
Opponents shoot less than 50%:	14-4
VT outrebounds its opponent:	7-0
Opponent outrebounds VT:	7-6
Teams are tied in rebounds:	0-0
VT shoots 70% FT or better:	9-1
VT shoots less than 70% FT:	5-5
Scoring less than 50 points:	0-1
Scoring 50-59 points:	0-1
Scoring 60-69 points:	4-3
Scoring 70-79 points:	6-1
Scoring 80-89 points:	2-0
Scoring 90 or more points:	2-0
Allowing less than 30 points:	0-0
Allowing 30-39 points:	1-0
Allowing 40-49 points:	2-0
Allowing 50-59 points:	5-0
Allowing 60-69 points:	4-2
Allowing 70-79 points:	3-1
Allowing 80-89 points:	0-1
Allowing 90 or more points:	0-1
Game decided by 1-4 points or OT:	2-2
Game decided by 5-10 points:	5-0
Game decided by 11+ points:	7-4
Playing in the morning:	0-0
Playing at night:	9-2
Playing in the afternoon:	5-4
Playing on Monday:	1-0
Playing on Tuesday:	3-1
Playing on Wednesday:	4-1
Playing on Thursday:	0-0
Playing on Friday:	1-1
Playing on Saturday:	3-3
Playing on Sunday:	2-0
Playing in November:	6-2
Playing in December:	4-1
Playing in January:	4-3
Playing in February:	0-0
Playing in March:	0-0

**LAST TIME OUT VS. MIAMI (FLA.)**



Official Basketball Box Score -- Game Totals -- Final Statistics  
**Miami (FL) vs Virginia Tech**  
**03/13/19 2:00 pm at**



**Miami (FL) 56 • 14-18**

#	Player	Total			3-Ptr			Rebounds			PF	TP	A	TO	Blk	Stl	Min
		FG-FGA	FG-FGA	FT-FTA	FG-FGA	FG-FGA	FT-FTA	Off	Def	Tot							
15	Ebuka Izundu	c	4-7	0-0	1-3	2	3	5	2	9	1	0	0	1	27		
00	Chris Lykes	g	7-17	3-8	2-2	1	1	2	0	19	1	2	0	1	32		
01	DJ Vasiljevic	g	4-13	4-10	5-5	2	1	3	0	17	0	1	0	0	40		
03	Anthony Lawrence	g	1-6	0-3	2-2	2	9	11	4	4	7	3	0	0	38		
05	Zach Johnson	g	1-4	0-2	0-2	0	0	0	1	2	0	2	0	0	12		
02	Willie Herenton		0-3	0-1	0-0	1	0	1	0	0	0	0	0	0	3		
13	Anthony Mack		1-5	1-5	0-0	0	1	1	1	3	0	0	0	1	21		
21	Sam Waardenburg		1-1	0-0	0-0	1	5	6	2	2	1	0	0	0	27		
	Team					1	0	1									
	<b>Totals</b>		<b>19-56</b>	<b>8-29</b>	<b>10-14</b>	<b>10</b>	<b>20</b>	<b>30</b>	<b>10</b>	<b>56</b>	<b>10</b>	<b>8</b>	<b>0</b>	<b>3</b>	<b>200</b>		

FG % 1st Half: 8-24 33.3% 2nd half: 11-32 34.4% Game: 19-56 33.9% Deadball Rebounds 2  
 3FG % 1st Half: 5-15 33.3% 2nd half: 3-14 21.4% Game: 8-29 27.6%  
 FT % 1st Half: 0-2 0.0% 2nd half: 10-12 83.3% Game: 10-14 71.4%

**Virginia Tech 71 • 24-7**

#	Player	Total			3-Ptr			Rebounds			PF	TP	A	TO	Blk	Stl	Min
		FG-FGA	FG-FGA	FT-FTA	FG-FGA	FG-FGA	FT-FTA	Off	Def	Tot							
24	Kerry Blackshear Jr.	f	8-12	1-2	2-3	3	7	10	3	19	4	1	0	0	28		
42	Ty Outlaw	f	5-9	4-8	0-0	1	7	8	4	14	0	0	0	1	34		
03	Wabissa Bede	g	3-4	0-0	0-0	1	1	2	2	6	5	1	1	1	32		
04	N. Alexander-Walker	g	4-8	2-5	2-2	0	3	3	0	12	6	2	0	1	35		
13	Ahmed Hill	g	2-7	1-4	0-0	0	3	3	0	5	2	0	1	0	29		
01	Isaiah Wilkins		3-6	2-4	2-2	0	3	3	2	10	0	1	0	1	22		
10	Jonathan Kabongo		1-3	1-3	0-0	0	2	2	1	3	0	1	1	0	8		
14	P.J. Horne		1-5	0-1	0-0	2	1	3	3	2	0	3	0	0	12		
	Team					1	1	2									
	<b>Totals</b>		<b>27-54</b>	<b>11-27</b>	<b>6-7</b>	<b>8</b>	<b>28</b>	<b>36</b>	<b>15</b>	<b>71</b>	<b>17</b>	<b>10</b>	<b>3</b>	<b>4</b>	<b>200</b>		

FG % 1st Half: 14-26 53.8% 2nd half: 13-28 46.4% Game: 27-54 50.0% Deadball Rebounds 0,1  
 3FG % 1st Half: 7-13 53.8% 2nd half: 4-14 28.6% Game: 11-27 40.7%  
 FT % 1st Half: 3-4 75.0% 2nd half: 3-3 100.0% Game: 6-7 85.7%

Officials: Clarence Armstrong, AJ Desai, Ron Groover  
 Technical fouls: Miami (FL)-None. Virginia Tech-None.  
 Attendance: 19691  
 2018-19 Men's Basketball. Round: 0. Miami (FL) vs Virginia Tech. Played at .

Score by periods	1st	2nd	Total
Miami (FL)	21	35	56
Virginia Tech	38	33	71

	In Paint	Off T/O	2nd Chance	Fast Break	Bench
Points Miami	20	9	14	2	5
VT	28	12	5	4	15

Last FG - Miami 2nd-02:38, VT 2nd-01:29.  
 Largest lead - Miami None, VT by 22 2nd-08:20.  
 Miami led for 00:00. VT led for 38:20. Game was tied for 01:40.  
 Score tied - 0 times.  
 Lead changed - 0 times.

**TEAM AVERAGES**

- The Hokies own most categories over the Eagles, including averaging more than seven points per game.
- Tech shares the rock quite a bit better, getting roughly three more assists per game.
- BC is better for blocks and steals per game.

KenPom Ranking	115	66
Points per game	71.7	71.4
Field-goal percentage	40.0	43.4
3-point percentage	34.5	37.3
Free-throw percentage	73.9	69.6
Rebounds per game	33.2	35.6
Assists per game	10.4	15.6
Blocks per game	3.7	2.7
Steals per game	5.9	5.9
Points allowed per game	75.2	63.0
Defensive field-goal percentage	46.0	40.3
Defensive 3-point percentage	34.5	30.7
Rebound margin	-5.5	-0.2
Assist/turnover ratio	0.9	1.6

**LAST TIME OUT VS. MIAMI (FLA.)**

- Playing the Hurricanes for the second straight game, following their battle to close the regular season, Tech defeated Miami (Fla.) by 15 points in the second round of the New York Life ACC Tournament in Charlotte.
- Never trailing all game, the Hokies jumped out to a big halftime lead (17 points) and never looked back, shooting 50 percent from the field and making 11 3-pointers, including seven in the first half.
- Tech outscored the 'Canes in the paint 28-20 and off the bench 15-5, while assisting on 17 of 27 made baskets.
- Four Hokies were in double figures, including one of those players being back on this year's roster in Isaiah Wilkins, who tallied 10 points, three rebounds and a steal in 22 minutes off the bench.

**SCOUTING MIAMI (FLA.)**

- The Hurricanes are coming off a 23-point loss to North Carolina (9-10, 2-6) this past Saturday in Chapel Hill, falling by a score of 94-71 despite Isaiah Wong scoring a career-high 19 points. Two other Hurricanes scored in double figures - Anthony Walker (14 points) and Rodney Miller (13).
- Jim Larrañaga enters his ninth season as the head coach in Coral Gables, following a 14-year stint at George Mason where he took the Patriots to the Final Four in 2006. With the 'Canes, he has led them to four NCAA Tournament appearances and an ACC title in 2013.
- Miami is paced by DJ Vasiljevic, who ranks first in the ACC in 3-point field-goal percentage and 31st nationally with a 41.4 clip, and Chris Lykes, who owns a team-high 15.7 points a game, sitting eighth in the league.
- Similar to the Hokies with a high rankings in the fewest fouls committed per game category, the Hurricanes are 11th nationally and fourth in the ACC with 14.0 fouls a contest. Miami also rarely turns it over, with ranking fifth in the ACC and 56th overall with 12.0 turnovers per game.



### FLOOR GENERALS

- When you break down the best assist-turnover ratios in the country, the majority of the top marks are players with less than 100 assists.
- Which makes Wabissa Bede's numbers even more impressive, with him sitting first nationally, as he is one of only three players nationally to own 100 or more assists and still have a greater average of 3.00.

Player	A	T	O	G	A/T	R
Wabissa Bede (VT)	125	32	20	3.91		
Grayson Murphy (Belmont)	136	35	21	3.89		
Malachi Flynn (San Diego St.)	101	20	20	3.06		

### SOMETHING CLICKED

- When Jalen Cone subbed in at the Carrier Dome on Jan. 7, he caught fire and hasn't slowed down since.
- Cone went on to score a career-high 19 points on 5-of-7 shooting, with two four-point plays.
- Since then, the 5-foot-10 guard is averaging 13.7 points and is shooting 50.0 percent over his last six games, way up from his season total of 8.1 points per game and 46.4 percent from the field. He has scored in double figures in five of the six games.
- So what clicked? Cone said in his postgame interview on ACC Network at Syracuse that he stayed patient and his confidence grew with each shot after preparing for moments like that.

### DON'T MESS WITH 'EM

- Tech is one of just three teams in the ACC to boast three (or more) freshmen that have had a 20-point game, with Landers Nolley (8), Nahiem Alleyne (2) and Tyrece Radford (1).
- The other two schools are Duke (Vernon Carey w/ 8, Cassius Stanley w/ 3, Matthew Hurt w/3, Joey Baker w/ 1) and UNC (Cole Anthony w/ 4, Armando Bacot w/ 3, Brandon Robinson w/3).

### WEEKLY AWARDS AMONG BEST

- Landers Nolley has won the ACC Freshman of the Week award five times this season, which is the second most among high-major players.

Player	Conf.	Outright	Co
Kofi Cockburn (Illinois)	B1G	5	1
Landers Nolley (VT)	ACC	5	0
Justin Moore (Villanova)	BIG EAST	4	0
Isaiah Stewart (Wash.)	Pac-12	4	0

### COMING OUT OF TIMEOUTS

- Tech has gotten off to slow starts - hence the double-digit deficits in three of its last six games in the first half - as of late, but a key timeout has spurned the squad.
- With two minutes to go before halftime in the away Syracuse game, Tech faced its biggest deficit of the entire game at 11 points. After a quick timeout by Coach Young, the Hokies went on a 6-0 run make it a five-point game right before half.
- In similar fashion in its next game, Tech was down 10-0 to start the matchup with the Wolfpack, causing Young to burn a timeout at the 16:23 mark.
- And once again, the Hokies ripped off a run (13-0) to put the game back in the balance.
- Against 'Cuse last Saturday at home, Tech was down 14 at the 4:45 mark in the first half, causing the Hokies to take a timeout. They proceeded on an 8-2 run heading into halftime, getting the game back in the balance with a single-digit deficit (36-28).

### DUO THAT CAN SCORE

- When redshirt freshmen Tyrece Radford and Landers Nolley each dropped 21 points on Wake Forest on Jan. 14, it marked the first time two Hokies had 20-point outings in the same game since Jan. 5, 2019.
- On that day, Kerry Blackshear Jr. (now with Florida) and Nickeil Alexander-Walker (now with the Pelicans) both had 20-plus versus Boston College.
- During that span, 37 games had passed before Radford and Nolley accomplished the feat.

### FIVE-SPOT

- The Hokies are the only high-major school (87 total) to boast three players that have had at least two games of making five or more 3s, with Jalen Cone, who had six triples in Tech's most recent game (UNC on Jan. 22), Nahiem Alleyne and Landers Nolley.

### 20 LIKE IT'S NOTHIN'

- Only 21 players in high-major conferences have racked up seven or more 20-point games this season, including Tech's Landers Nolley.
- Of the 21, three reside in the ACC with Landers Nolley having his most recent one versus UNC.

Player	20+ G	PPG	GP
Jordan Nwora (Louisville)	10	18.7	20
Vernon Carey Jr. (Duke)	8	16.9	19
Landers Nolley (Virginia Tech)	8	17.9	20

### EFFICIENT AS THEY GET

- If you throw minimums out the window (at least 20% of possessions used, eg.), redshirt freshman Tyrece Radford ranks No. 2 in the country in offensive efficiency rating with a 137.5 clip, according to KenPom. He is shooting a team-high 63.6 percent.

### DIAPER DANDIES

- The ACC has arguably the best two scorers in the nation among the freshman class, with Duke and Tech being in the mix.
- The Hokies' Landers Nolley and the Blue Devils' Vernon Carey Jr. are in the top five.

Player	PPG	PTS	GP
Anthony Edwards (Georgia)	18.6	354	19
Isaiah Stewart (Washington)	18.2	383	21
Landers Nolley (VT)	17.9	357	20
Jordyn Adams (Austin Peay)	17.6	370	21
Onyeka Okongwu (USC)	17.3	328	19

## STARTERS GAME-BY-GAME

Opponent	Date	Guard	Guard	Guard	Guard	Forward	First off the Bench
Clemson (W, 67-60)	Nov. 5	Wabissa Bede	Hunter Cattoor	Isaiah Wilkins	Landers Nolley II	P.J. Horne	Tyrece Radford
Coppin State (W, 74-42)	Nov. 8	Wabissa Bede	Nahiem Alleyne	Isaiah Wilkins	Landers Nolley II	P.J. Horne	4 Players
USC Upstate (W, 80-57)	Nov. 13	Wabissa Bede	Nahiem Alleyne	Tyrece Radford	Landers Nolley II	P.J. Horne	2 Players
Lehigh (W, 79-53)	Nov. 16	Wabissa Bede	Nahiem Alleyne	Tyrece Radford	Landers Nolley II	P.J. Horne	3 Players
Delaware State (W, 100-64)	Nov. 20	Wabissa Bede	Nahiem Alleyne	Tyrece Radford	Landers Nolley II	P.J. Horne	Isaiah Wilkins
No. 3/3 Michigan St. (W, 71-66)	Nov. 25	Wabissa Bede	Nahiem Alleyne	Tyrece Radford	Landers Nolley II	P.J. Horne	2 players
Dayton (L, 89-62)	Nov. 26	Wabissa Bede	Nahiem Alleyne	Tyrece Radford	Landers Nolley II	P.J. Horne	2 players
BYU (L, 90-77)	Nov. 27	Wabissa Bede	Nahiem Alleyne	Tyrece Radford	Landers Nolley II	P.J. Horne	Hunter Cattoor
No. 10/8 Duke (L, 77-63)	Dec. 6	Wabissa Bede	Nahiem Alleyne	Tyrece Radford	Landers Nolley II	P.J. Horne	3 players
Chattanooga (W, 63-58)	Dec. 11	Wabissa Bede	Nahiem Alleyne	Tyrece Radford	Landers Nolley II	P.J. Horne	2 players
Gardner-Webb (W, 73-46)	Dec. 15	Wabissa Bede	Nahiem Alleyne	Tyrece Radford	Landers Nolley II	P.J. Horne	Hunter Cattoor
VMI (W, 64-55)	Dec. 21	Wabissa Bede	Nahiem Alleyne	Tyrece Radford	Landers Nolley II	P.J. Horne	Hunter Cattoor
UMES (W, 92-37)	Dec. 29	Wabissa Bede	Nahiem Alleyne	Tyrece Radford	Landers Nolley II	P.J. Horne	John Ojiako
No. 19/19 Virginia (L, 65-39)	Jan. 4	Wabissa Bede	Nahiem Alleyne	Tyrece Radford	Landers Nolley II	P.J. Horne	3 players
Syracuse (W, 67-63)	Jan. 7	Wabissa Bede	Nahiem Alleyne	Tyrece Radford	Landers Nolley II	P.J. Horne	Hunter Cattoor
NC State (W, 62-58)	Jan. 11	Wabissa Bede	Nahiem Alleyne	Tyrece Radford	Landers Nolley II	P.J. Horne	2 players
Wake Forest (W, 80-70)	Jan. 14	Wabissa Bede	Hunter Cattoor	Tyrece Radford	Landers Nolley II	P.J. Horne	2 players
Syracuse (L, 71-69)	Jan. 18	Wabissa Bede	Jalen Cone	Tyrece Radford	Landers Nolley II	P.J. Horne	Nahiem Alleyne
North Carolina (W, 79-77 2OT)	Jan. 22	Wabissa Bede	Jalen Cone	Tyrece Radford	Landers Nolley II	P.J. Horne	4 Players
Boston College (L, 61-56)	Jan. 25	Wabissa Bede	Jalen Cone	Hunter Cattoor	Isaiah Wilkins	P.J. Horne	3 Players



**THE FIRST**

- Since the Hokies joined in the ACC in 2004, Mike Young became the first Tech coach to win two of his first three road games.
- Young earned wins on the road at Clemson on Nov. 5 in the season opener and at Syracuse Jan. 7.

Coach	W	L
Mike Young (2019-20)	at CLEM, at 'Cuse	at UVA
Buzz Williams (2014-15)	at FSU, at UofL, at UNC	
James Johnson (2012-13)	at Miami (Fla.)	at ND, at UVA
Seth Greenberg (2004-05)	at GT	at Duke, at FSU

**DON'T MAKE 'EM LIKE ME ANYMORE**

- Landers Nolley is a rare breed when it comes to his stat line, as he is one of only four high-major players to average more than 17.5 points, 5.5 rebounds and 2.5 assists per game.
- He is one of 17 total players nationally with those averages as well.

Player	PTS	REB	AST
Tres Tinkle (Oregon State)	19.5	6.9	3.7
Timmy Allen (Utah)	19.0	7.6	2.6
Mason Jones (Arkansas)	18.4	6.1	3.6
Landers Nolley (Virginia Tech)	17.9	5.6	2.7

**ONE OF THE BEST IN 2019**

- Tech coach Mike Young fielded one of the better records in the 2019 calendar year, sitting tied for second in Division I versus Division I games.
- Young racked up 20 wins at Wofford, getting 16 in conference play, three in the SoCon tourney and one in the NCAA Tournament, while 10 Ws at Tech.

Coach	Team(s)	R	WP
Mark Few	Gonzaga	33-3	.917
Mike Young	Virginia Tech/Wofford	30-4	.882
Ritchie McKay	Liberty	30-4	.882
Tony Bennett	Virginia	33-5	.868
Mike Krzyzewski	Duke	32-6	.842

**HOME SWEET HOME**

- Wrapping up nonconference play with a win over Maryland Eastern Shore, the Hokies extended their home nonconference winning streak to 32 games, which is a school record.
- Tech is in elite company among high-major schools, sitting with the third-best win streak.

Team	Conference	Streak
Butler	BIG EAST	58
Florida State	ACC	37
Virginia Tech	ACC	32
Auburn	SEC	28

**VERY FEW MISCUES**

- Over the last 10 seasons in Division I, there have been 80 games when a team commits two or less turnovers, including Tech's most recent game against Maryland Eastern Shore. It's only happened four times this season.
- Tech played 35 minutes of turnover-free basketball before it coughed up its first miscue, as it was on pace to be just the second team in the last decade to complete a game with zero TOs (Wisconsin, 2015 vs. Iowa).

**BENCH MAKING STRIDES**

- After Tech's bench was essentially non-existent versus Chattanooga on Dec. 11 (season-low five points), it woke up and ripped off three straight games of scoring 30 or more points on Dec. 15, 21 and 29.
- During that stretch, the Hokies' reserves averaged 40.3 points per game after scoring a combined 121 points, including tying a season-high 49 vs. UMES.
- Tech's bench is made up of four players, with three of the four being freshmen.
- In ACC play, the Hokies' bench is averaging 20.0 points per game, with an ACC-high of 32 points at Boston College on Jan. 25.

**SHARING IS CARING**

- When the Hokies assisted on 20 of 21 made field goals in their win at Syracuse on Jan. 7, it marked the second-highest assist percentage (95.2%) in a DI game this season.

**TEAM GAME-BY-GAME**

Opponent	Date	Score		FG-FGA	PCT	3FG-FGA	PCT	FT-FTA	PCT	OFF	DEF	TOT	AVG	PF	A	T/O	BLK	STL	PTS	AVG
at Clemson	11/05/19	67-60	W	22-57	.386	9-27	.333	14-20	.700	9	35	44	44.0	15	11	13	1	4	67	67.0
Coppin St.	11/08/19	74-42	W	27-61	.443	11-33	.333	9-12	.750	5	44	49	46.5	13	17	15	5	7	74	70.5
USC Upstate	11/13/19	80-57	W	31-58	.534	13-27	.481	5-7	.714	6	25	31	41.3	11	19	8	6	6	80	73.7
Lehigh	11/16/19	79-53	W	31-65	.477	14-37	.378	3-4	.750	12	24	36	40.0	8	19	10	4	8	79	75.0
Delaware St.	11/20/19	100-64	W	35-62	.565	21-37	.568	9-14	.643	9	32	41	40.2	13	29	11	3	4	100	80.0
vs Michigan St.	11/25/19	71-66	W	23-52	.442	10-21	.476	15-22	.682	8	19	27	38.0	16	16	9	6	8	71	78.5
vs Dayton	11/26/19	62-89	L	22-51	.431	8-21	.381	10-18	.556	4	17	21	35.6	19	13	10	3	7	62	76.1
vs BYU	11/27/19	77-90	L	31-58	.534	11-22	.500	4-7	.571	4	24	28	34.6	13	14	8	2	1	77	76.3
Duke	12/06/19	63-77	L	27-56	.482	5-20	.250	4-6	.667	7	24	31	34.2	6	12	14	2	2	63	74.8
Chattanooga	12/11/19	63-58	W	23-59	.390	6-21	.286	11-14	.786	13	23	36	34.4	10	12	7	2	5	63	73.6
Gardner-Webb	12/15/19	73-46	W	25-57	.439	13-32	.406	10-15	.667	6	36	42	35.1	14	15	9	0	7	73	73.5
VMI	12/21/19	64-55	W	21-61	.344	7-26	.269	15-24	.625	13	22	35	35.1	8	14	7	3	9	64	72.8
UMES	12/29/19	92-37	W	32-72	.444	12-31	.387	16-19	.842	19	34	53	36.5	9	20	2	4	7	92	74.2
at Virginia	01/04/20	39-65	L	13-48	.271	4-25	.160	9-11	.818	5	20	25	35.6	12	6	13	0	7	39	71.7
at Syracuse	01/07/20	67-63	W	21-50	.420	10-36	.278	15-21	.714	8	25	33	35.5	18	20	11	0	6	67	71.4
NC State	01/11/20	72-58	W	22-59	.373	9-22	.409	19-21	.905	7	34	41	35.8	14	13	8	3	6	72	71.4
at Wake Forest	01/14/20	80-70	W	27-55	.491	9-25	.360	17-29	.586	5	27	32	35.6	24	13	9	4	11	80	71.9
Syracuse	01/18/20	69-71	L	25-59	.424	15-37	.405	4-8	.500	7	26	33	35.4	14	22	7	1	1	69	71.8
North Carolina	01/22/20	79-77	Wot	24-65	.369	14-37	.378	17-21	.810	8	31	39	35.6	17	16	9	3	4	79	72.2
at Boston College	01/25/20	56-61	L	22-55	.400	7-21	.333	5-10	.500	8	26	34	35.6	19	11	14	2	8	56	71.4
<b>Total</b>		<b>1427</b>		<b>504-1160</b>	<b>.434</b>	<b>208-558</b>	<b>.373</b>	<b>211-303</b>	<b>.696</b>	<b>163</b>	<b>548</b>	<b>711</b>	<b>35.6</b>	<b>273</b>	<b>312</b>	<b>194</b>	<b>54</b>	<b>118</b>	<b>1427</b>	<b>71.4</b>
Opponents		1259		468-1160	.403	158-514	.307	165-255	.647	175	541	716	35.8	298	253	244	52	82	1259	63.0

**Team Averages**

Games Played	Points/game	FG Pct	3FG Pct	FT Pct	Rebounds/game	Assists/game	Turnovers/game	Assist/Turnover ratio	Steals/game	Blocks/game
20	71.4	43.4	37.3	69.6	35.6	15.6	9.7	1.6	5.9	2.7



### FRESHMEN LEADING THE CHARGE

- Tech has had its freshmen carry the load this year, with the Hokies ranking fourth nationally in highest percentage of minutes played by freshmen (63.1%) and second among high-majors (No. 20/20 Memphis).
- The Hokies also rank second nationally in percentage of points scored by freshmen (74.1%), which is first among high-major conference teams.

### FRESHIES BEYOND THE ARC

- There is only one school that has four freshmen that have made at least 25 3-pointers this season.
- The Hokies are the lone program, with Elon (CAA) and Merrimack (NEC) being the only two teams that have three freshies with 25 triples or more.

Player	Team	Year	3s
Landers Nolley	Virginia Tech	r-Fr.	53
Jalen Cone	Virginia Tech	Fr.	42
Nahiem Alleyne	Virginia Tech	Fr.	34
Hunter Cattoor	Virginia Tech	Fr.	29

### ANOTHER ONE

- Landers Nolley earned his fifth ACC Freshman of the Week on Jan. 13, which is the most by a Tech freshman since the school joined the league in '04.
- He averaged 21 points, six rebounds and 2.5 assists per game two weeks ago vs. 'Cuse and NC State.
- It hasn't been that long since an ACC freshman has won the award five times, with Duke's Zion Williamson and North Carolina's Coby White each winning it five times last year.
- The record for most times winning it is 10, with North Carolina's Tyler Hansbrough (2005-06), Georgia Tech's Kenny Anderson (1989-90) and Duke's Jabari Parker (2013-14) all being tied with 10.

### GET IT GOING FROM DOWNTOWN

- Tech is one of the better shooting teams from beyond the arc in the country and a big reason why is because multiple guys that can stroke it.
- Tech ranks fifth nationally in 3-point field goals made per game with 10.4 and is one of only four schools in a high-major conference to average 10 or more makes a game.

Team	3FG	3PG	G
Virginia Tech	208	10.4	20
Alabama	197	10.4	19
Marquette	206	10.3	20
Notre Dame	191	10.1	19

### CHECKING IN ON NET

- The NET rankings came out on Monday, Dec. 16 and the Hokies were at No. 62. Tech is 2-4 against quadrant I teams this year and went 4-9 last year.
- Tech's best win of the season came against then-No. 3/3 Michigan State, which ranks eighth in NET.
- As of Sunday, Jan. 26, Tech sits at No. 51.
- Last season, the Hokies, after making a run to the Sweet 16, finished in the final NET rankings at 12.
- Ironically, Wofford, which was coached by Mike Young, came in two spots below at No. 14.

### RECAPPIN' THE MSU WIN

- The win over then-No. 3/3 Michigan State in Maui marked coach Mike Young's first ranked win at Tech, his first win over coach Tom Izzo and the Hokies' first-ever victory over Michigan State.
- It was Tech's second straight win over a ranked Big Ten team, ironically, following its win over then-No. 23/22 Purdue last season at the Charleston Classic in the title game.
- Marked Tech's second straight game of coming up with a win against the AP's No. 3 team, which it hadn't done since 1962 (Kentucky) and '64 (Vandy).
- First win over a top-10 team during a nonconference game since Dec. 3, 1983 vs. No. 7 NC State and its first over a top-five team since Dec. 12, 1964 vs. No. 3 Vanderbilt.

## OPPONENT GAME-BY-GAME

Opponent	Date	Score		Total		3-Pointers		Free throws		Rebounds				PF	A	TO	BLK	STL	PTS	AVG
				FG-FGA	PCT	3FG-FGA	PCT	FT-FTA	PCT	OFF	DEF	TOT	AVG							
at Clemson	11/05/2019	67-60	W	22-64	.344	7-29	.241	9-15	.600	8	28	36	36.0	16	9	8	2	4	60	60.0
Coppin St.	11/08/2019	74-42	W	14-71	.197	6-39	.154	8-11	.727	15	30	45	40.5	14	6	16	1	8	42	51.0
USC Upstate	11/13/2019	80-57	W	20-53	.377	3-25	.120	14-18	.778	10	23	33	38.0	10	8	13	2	3	57	53.0
Lehigh	11/16/2019	79-53	W	21-53	.396	7-22	.318	4-5	.800	8	20	28	35.5	9	14	19	1	5	53	53.0
Delaware St.	11/20/2019	100-64	W	26-62	.419	9-27	.333	3-7	.429	7	19	26	33.6	12	15	12	1	5	64	55.2
vs Michigan St.	11/25/2019	71-66	W	24-59	.407	8-23	.348	10-14	.714	17	26	43	35.2	20	13	16	2	3	66	57.0
vs Dayton	11/26/2019	62-89	L	35-55	.636	11-24	.458	8-14	.571	8	30	38	35.6	21	22	14	1	2	89	61.6
vs BYU	11/27/2019	77-90	L	32-59	.542	17-34	.500	9-11	.818	4	25	29	34.8	16	22	6	2	3	90	65.1
Duke	12/06/2019	63-77	L	30-63	.476	7-26	.269	10-10	1.000	8	24	32	34.4	11	14	7	4	8	77	66.4
Chattanooga	12/11/2019	63-58	W	22-53	.415	9-27	.333	5-10	.500	9	24	33	34.3	14	12	10	2	1	58	65.6
Gardner-Webb	12/15/2019	73-46	W	16-55	.291	7-28	.250	7-16	.438	7	27	34	34.3	12	12	11	4	3	46	63.8
VMI	12/21/2019	64-55	W	21-51	.412	13-30	.433	0-0	.000	8	31	39	34.7	19	13	23	4	4	55	63.1
UMES	12/29/2019	92-37	W	14-59	.237	7-26	.269	2-5	.400	12	22	34	34.6	13	10	14	7	1	37	61.1
at Virginia	01/04/2020	39-65	L	25-54	.463	7-21	.333	8-10	.800	6	32	38	34.9	11	14	11	2	6	65	61.4
at Syracuse	01/07/2020	67-63	W	23-53	.434	6-17	.353	11-17	.647	9	25	34	34.8	17	6	9	1	6	63	61.5
NC State	01/11/2020	72-58	W	22-69	.319	6-30	.200	8-12	.667	13	30	43	35.3	16	15	9	5	4	58	61.3
at Wake Forest	01/14/2020	80-70	W	23-55	.418	7-20	.350	17-23	.739	8	29	37	35.4	27	10	18	3	1	70	61.8
Syracuse	01/18/2020	69-71	L	29-60	.483	6-24	.250	7-10	.700	5	30	35	35.4	14	10	4	2	6	71	62.3
North Carolina	01/22/2020	79-77	Wot2	28-64	.438	7-22	.318	14-20	.700	6	37	43	35.8	15	17	13	2	1	77	63.1
at Boston College	01/25/2020	56-61	L	21-48	.438	8-20	.400	11-27	.407	7	29	36	35.8	11	11	11	4	8	61	63.0
<b>Total</b>		<b>1259</b>		<b>468-1160</b>	<b>.403</b>	<b>158-514</b>	<b>.307</b>	<b>165-255</b>	<b>.647</b>	<b>175</b>	<b>541</b>	<b>716</b>	<b>35.8</b>	<b>298</b>	<b>253</b>	<b>244</b>	<b>52</b>	<b>82</b>	<b>1259</b>	<b>63.0</b>
Virginia Tech		1427		504-1160	.434	208-558	.373	211-303	.696	163	548	711	35.6	273	312	194	54	118	1427	71.4

### Opponents Averages

Games Played	Points/game	FG Pct	3FG Pct	FT Pct	Rebounds/game	Assists/game	Turnovers/game	Assist/Turnover ratio	Steals/game	Blocks/game
20	63.0	40.3	30.7	64.7	35.8	12.7	12.2	1.0	4.1	2.6





### ACC REPPIN' WELL

- When the Hokies took down then-No. 3/3 Michigan State in Maui, they joined two other ACC teams that have taken down a top-10 foe, joining then-No. 4/4 Duke over then-No. 3/3 Kansas and then-[RV/RV] Florida State over then-No. 6/6 Florida.
- However, Tech was the only team of the three to not be in either (AP, Coaches) Top 25 poll or receiving votes, thus the biggest upset.

Team	Opponent	Score	Location
Virginia Tech	#3/3 MSU	71-66	Maui
#4/4 Duke	#3/3 Kansas	68-66	New York
[RV/RV] FSU	#6/6 Florida	63-51	Gainesville

### RAINING 3s

- To say the Hokies have been pretty good from downtown might be an understatement.
- On Nov. 20, they broke two records with their 21 triples against Delaware State in Blacksburg.
- The school record, which stood at 18 against Central Connecticut State on Dec. 1, 2018, fell, while the ACC record of 20 set by Florida State against Maine on Dec. 8, 2007, was broken too.
- And, to top it off, Tech did its feat of 21 with a longer way to go, with the new 3-point line distance put into play this season.

Team	3FG	ATT	%	3 Line
Virginia Tech (2019-20)	21	37	56.8	22'1¼"
Florida State (2007-08)	20	35	57.1	19'9"
Virginia Tech (2018-19)	18	33	54.5	20'9"

### CARRY THE LOAD

- When Tech had three players (Jalen Cone, Nahiem Alleyne, Isaiah Wilkins) hit five 3-pointers against Delaware State, it marked the first time that three players have hit at least four 3s in a game since Nov. 17, 2017, when Tech beat Washington 103-79 in Madison Square Garden.
- It also was the first time in at least a decade Tech had three players with five triples to their name.
- It marked the first time a high-major has had three players with five or more 3s in a game since March 4, 2019, when Virginia had Kyle Guy (8), De'Andre Hunter (5) and Ty Jerome (5) accomplished the feat against Syracuse in the Dome.

### JUST HOLD ON

- When the Hokies went up double digits against then-No. 10/8 Duke, they let it slip away, which is something they haven't done in quite some time.
- The last time Tech blew a double-digit lead in a loss was on March 5, 2019 at Florida State. It held a 14-point lead, which was two more points than it owned versus the Blue Devils (12).
- Tech let it happen a second time in 2019-20, with Boston College coming back down 10 on Jan. 25 in Chestnut Hill.

### CAN THEY OVERCOME IT?

- Tech lacks two things that can be pretty important in basketball - a lack of experience and height.
- The Hokies rank near the bottom out of the 353 teams in Division I for those two categories, sitting with shortest roster out of the high-majors (333rd overall) and the second-youngest out of the high-majors (Utah) and No. 349 overall, according to KenPom.
- Be on the lookout for how Tech responds with composure in key situations and winning the boards and paint.

### ON COVER OF LETHAL WEAPON

- With the Hokies starting 5-0 in back-to-back seasons, it marked the first time Tech has done that since the falls of 1981 and 1982.
- The starts for those teams were 9-0 ('81) and 7-0 ('82), while Tech began last season 5-0 before falling at Penn State in the ACC/B1G Challenge.
- Tech started this season 6-0 before losing to Dayton in the semifinals of the Maui invite.

### 553 AND COUNTING

- Tech has hit a 3-pointer in 553 straight games.
- Since the 3-point arc was added for the 1986-87 season, the Hokies have hit at least one 3 in all but three games.
- The last time Tech didn't record a 3-pointer in a game was at Providence on Feb. 1, 2003.

### EIGHT-HUNDID

- In November when the Hokies took down USC Upstate, it marked the 800th men's basketball contest in Cassell Coliseum.

### DECADE PLUS

- It's been at least over a decade since the last time two Tech freshmen scored in double figures in the Hokies' first two games of the season.
- The two freshmen were Nahiem Alleyne, who had 11 points at Clemson (11/5) and 18 versus Coppin State (11/8), and Landers Nolley, who tallied 30 points at Clemson and 11 vs. Coppin State.

### LET'S KEEP IT GOING

- Tech hasn't lost a home nonconference game since Dec. 30, 2015 against West Virginia (88-63), owning a 32-game streak.
- The previous best was 23, which was set twice from 1980-84 and 2005-09. The current streak began on Nov. 11, 2016, against Maine.

### MAKE IT RAIN

- Tech was coming off quite the three-game stretch, racking up 47 3s before it went to Maui, with a multitude of players that made 3s.
- Tech had six guys hit a 3 against Coppin State (11/8) and USC Upstate (11/13), marking the first time that has happened in consecutive games since December 2018 versus Central Connecticut State (1st) and VMI (5th).
- Since 2010, the Hokies have had 27 games in which they have had at least six players make a 3. In those games, they are 24-3.
- The most they've had hit a 3 is eight players in a game, which has happened just once since 2010 (Houston Baptist on Nov. 21, 2017).

## NBA & G-LEAGUE

### NOT TOO SHABBY

- Nickeil Alexander-Walker has left his mark on Virginia Tech and has made a name for himself at the next level with the New Orleans Pelicans.
- A first-round draft pick this past summer, the Toronto native has played in 37 games for the Pels this NBA season.
- Now as a role player getting roughly 15 minutes off the bench, Alexander-Walker is finding his groove. He scored a career-high 27 points against the Miami Heat on Saturday, Nov. 16. He followed it up the next game on Sunday, Nov. 17 with 19 points, five rebounds and four assists versus the Warriors.
- The guard had a big summer with the team, starting on its NBA Summer League squad with having numerous 20-point performances in Las Vegas.



Season	G	P	R	A	B	S	FG%	M
2019-20	37	5.7	2.1	1.9	0.2	0.3	34.7	13.2

### HANGIN' IN

- It's been a little bit of a whirlwind for Tech alums Justin Robinson and Ahmed Hill, with both each going up and down and all around on their quest to solidifying a roster spot in the NBA.
- Robinson, who signed as an undrafted free agent after the NBA Draft concluded with the Washington Wizards, was waived on Jan. 4.
- Hill signed with the Hornets this summer on a two-way deal, but was released in early November. However, he has landed nicely on his feet, with now playing on the NAZ Suns, the G-League affiliate of the Phoenix Suns. On Wednesday, Dec. 4, he had a career-high 27 points (9-18 FG, 4-9 3PT, 3-3 FT) with 5 boards.
- Justin Bibbs, who plays for the Boston Celtics' affiliate (Maine Red Claws), hit a game-winner on Jan. 19, finishing with 15 points and six assists.



### SHARING THE ROCK

- According to KenPom, a Virginia Tech alum by the way, Wabissa Bede is one of the best in the nation in assist rate (assists divided by FGs made by player's teammates while he is on the court.)
- He ranks 18th nationally and eighth among high-majors with a 38.1 assist rate.

### SO, WHY ARE THEY PLAYING WELL?

- If you look at how the Hokies have played in the Mike Young era, two things stick out - solid shot selection and very few turnovers.
- According to KenPom, Tech has the 61st-best effective field-goal percentage (52.4) and a turnover percentage of 14.5, good for fourth nationally.
- Tech gets a good amount of its points from the 3-point line, sitting No. 7 in the nation for averaging 48.1 percent of its points distribution from 3-land.

### IT'S BEEN A MINUTE

- The last time the Hokies started the season with a conference game was on Nov. 30, 1963 versus Richmond, a 77-53 win, spanning 56 years and making Tech 2-0 its last two instances.
- With Landers Nolley's 30 points against Clemson, it marked the most points scored by a Tech freshman since 2013 (Jalen Hudson, 32 vs. Wake).

### HOME IS WHERE THE HEART IS

- Mike Young grew up in Radford, Virginia, which is approximately 20 minutes away from Blacksburg, the home of the Hokies.
- Ironically enough, one of Young's first-ever college basketball game as a kid was a Virginia Tech game inside Cassell Coliseum, a place where Young now calls his home.

### THE FEW, THE PROUD

- A little over mid-way through January, there are 116 instances that a player has scored 30 or more points in a Division I game on the road.
- Of the 116, only seven players have done it in a high-major road conference game, including Tech's Landers Nolley back in the season opener.

Player	Opponent	Score
Luke Garza (Iowa)	Michigan	44
Markus Howard (Marquette)	Georgetown	42
David Duke (Providence)	Creighton	36
Trevion Williams (Purdue)	Michigan	36
Isaiah Joe (Arkansas)	Ole Miss	34
Elijah Hughes (Syracuse)	Georgia Tech	33
Landers Nolley (Virginia Tech)	Clemson	30

## GAME-BY-GAME HIGHS

Opponent	Date	Points	Rebounds	Assists	Steals	Blocks
Clemson (W, 67-60)	Nov. 5	30 - Landers Nolley II	8 - Wabissa Bede	6 - Wabissa Bede	2 - Landers Nolley II	1 - Wabissa Bede
Coppin State (W, 74-42)	Nov. 8	18 - Nahiem Alleyne	9 - Wabissa Bede	10 - Wabissa Bede	2 - Wabissa Bede	2 - Tyrece Radford
USC Upstate (W, 80-57)	Nov. 13	23 - Landers Nolley II	6 - Landers Nolley II	8 - Wabissa Bede	2 - (2 players)	2 - John Ojiako
Lehigh (W, 79-53)	Nov. 16	27 - Landers Nolley II	11 - Tyrece Radford	6 - Wabissa Bede	3 - Wabissa Bede	1 - (4 players)
Delaware State (W, 100-64)	Nov. 20	20 - Nahiem Alleyne	8 - Tyrece Radford	10 - Wabissa Bede	1 - (4 players)	2 - Nahiem Alleyne
No. 3/3 Michigan St. (W, 71-66)	Nov. 25	22 - Landers Nolley II	7 - P.J. Horne	5 - (2 players)	3 - Landers Nolley II	2 - Landers Nolley II
Dayton (L, 89-62)	Nov. 26	15 - Landers Nolley II	6 - Landers Nolley II	6 - Wabissa Bede	3 - Wabissa Bede	2 - P.J. Horne
BYU (L, 90-77)	Nov. 27	22 - Landers Nolley II	7 - Landers Nolley II	7 - Wabissa Bede	1 - Landers Nolley II	1 - (2 players)
No. 10/8 Duke (L, 77-63)	Dec. 6	15 - P.J. Horne	8 - Landers Nolley II	5 - Wabissa Bede	1 - (2 players)	2 - P.J. Horne
Chattanooga (W, 63-58)	Dec. 11	22 - Nahiem Alleyne	8 - Wabissa Bede	7 - Wabissa Bede	2 - (2 players)	1 - (2 players)
Gardner-Webb (W, 73-46)	Dec. 15	18 - Landers Nolley II	10 - Tyrece Radford	5 - Wabissa Bede	3 - Hunter Cattoor	None
VMI (W, 64-55)	Dec. 21	14 - Hunter Cattoor	10 - Tyrece Radford	4 - Tyrece Radford	2 - (3 players)	2 - John Ojiako
UMES (W, 92-37)	Dec. 29	18 - Landers Nolley II	10 - Landers Nolley II	6 - Wabissa Bede	2 - Tyrece Radford	3 - John Ojiako
No. 19/19 Virginia (L, 65-39)	Jan. 4	18 Landers Nolley II	5 - (2 players)	2 - (2 players)	2 - (3 players)	None
Syracuse (W, 67-63)	Jan. 7	19 - Jalen Cone	9 - Tyrece Radford	8 - Wabissa Bede	2 - Wabissa Bede	None
NC State (W, 72-58)	Jan. 11	29 - Landers Nolley II	9 - Tyrece Radford	7 - Wabissa Bede	2 - Wabissa Bede	2 - Tyrece Radford
Wake Forest (W, 80-70)	Jan. 14	21 - 2 players	13 - Tyrece Radford	9 - Wabissa Bede	4 - Tyrece Radford	2 - 2 players
Syracuse (L, 71-69)	Jan. 18	17 - Jalen Cone	6 - 2 players	7 - Landers Nolley II	1 - P.J. Horne	1 - Landers Nolley II
North Carolina (W, 79-77, 2OT)	Jan. 22	22 - Landers Nolley II	7 - 2 players	8 - Wabissa Bede	2 - Wabissa Bede	1 - 3 players
Boston College (L, 61-56)	Jan. 25	15 - Landers Nolley II	9 - Tyrece Radford	5 - Wabissa Bede	4 - Wabissa Bede	1 - 2 players

## SPECIALITY STATS

Opponent	Date	2nd Chance Points	Points in the Paint	Fastbreak Points	Points off TOs	Bench Points
Clemson (W, 67-60)	Nov. 5	10	16	11	3	18
Coppin State (W, 74-42)	Nov. 8	7	22	9	18	26
USC Upstate (W, 80-57)	Nov. 13	4	26	5	18	26
Lehigh (W, 79-53)	Nov. 16	10	26	8	26	21
Delaware State (W, 100-64)	Nov. 20	15	22	15	16	49
No. 3/3 Michigan St. (W, 71-66)	Nov. 25	6	22	9	20	16
Dayton (L, 89-62)	Nov. 26	0	24	5	11	19
BYU (L, 90-77)	Nov. 27	4	30	2	11	10
No. 10/8 Duke (L, 77-63)	Dec. 6	6	40	3	11	11
Chattanooga (W, 63-58)	Dec. 11	18	26	7	7	5
Gardner-Webb (W, 73-46)	Dec. 15	8	16	11	12	34
VMI (W, 64-55)	Dec. 21	14	22	11	26	38
UMES (W, 92-37)	Dec. 29	20	30	22	19	49
No. 19/19 Virginia (L, 65-39)	Jan. 4	2	16	5	5	7
Syracuse (W, 67-63)	Jan. 7	5	14	14	7	27
NC State (W, 72-58)	Jan. 11	4	22	15	10	15
Wake Forest (W, 80-70)	Jan. 14	7	30	19	19	25
Syracuse (L, 71-69)	Jan. 18	6	12	0	3	22
North Carolina (W, 79-77 2 OT)	Jan. 22	10	20	9	4	23
Boston College (L, 61-56)	Jan. 25	9	22	5	13	32



**2019-20 SUPERLATIVES**

**DOUBLE FIGURES SCORING**

Landers Nolley	18
Nahiem Alleyne	10
Jalen Cone	8
Hunter Cattoor	6
Tyrece Radford	6
P.J. Horne	5
Wabissa Bede	3
Isaiah Wilkins	3
John Ojiako	1

**20-POINT GAMES**

Landers Nolley	7
Nahiem Alleyne	2
Tyrece Radford	1

**30-POINT GAMES**

Landers Nolley	1
----------------	---

**SCORING LEADER**

Landers Nolley	13
Nahiem Alleyne	4
P.J. Horne	1
Hunter Cattoor	1
Jalen Cone	1

**REBOUNDING LEADER**

Landers Nolley	9
Tyrece Radford	8
Wabissa Bede	3
P.J. Horne	2
Jalen Cone	1

**ASSIST LEADER**

Wabissa Bede	18
Landers Nolley	3
Tyrece Radford	1

**BLOCK LEADER**

P.J. Horne	6
John Ojiako	4
Landers Nolley	4
Nahiem Alleyne	3
Tyrece Radford	3
Wabissa Bede	2
Isaiah Wilkins	1
Branden Johnson	1
Hunter Cattoor	1
Jalen Cone	1

**STEAL LEADER**

Wabissa Bede	9
Tyrece Radford	6
Landers Nolley	3
Hunter Cattoor	3
P.J. Horne	3
Nahiem Alleyne	2
Isaiah Wilkins	2
John Ojiako	1
Jalen Cone	1

**30-PLUS MINUTES**

Landers Nolley	14
Wabissa Bede	10
P.J. Horne	9
Nahiem Alleyne	7
Tyrece Radford	3
Hunter Cattoor	2
Jalen Cone	2

**HE'S MORE THAN A POINT GUARD**

- Junior Wabissa Bede, who has only scored in double figures six times in his career out of 76 games, has gotten it done in other ways so far.
- Known as a stocky guy, weighing 200 pounds and being called a fire hydrant by Jay Bilas, Bede has been a force on the boards so far, as well as playing the distributor role, a role he played sparingly the last two years with the all-time assists leader, Justin Robinson, running the point.
- In his game against Coppin State, Bede almost did something that hasn't happened in three years, a double-double with just rebounds and assists, collecting 10 assists and nine rebounds. (Chris Clarke on Dec. 17, 2016, triple-double).
- And speaking of Robinson, the last time a player had 10 assists after Bede's night versus Coppin State was when Robinson tallied the single-game school record with 13 versus Central Connecticut State on Dec. 1, 2018. Bede dished out 10 again a few weeks later vs. Delaware State on Nov. 20.

**ELITE COMPANY**

- After scoring a little under half of the Hokies' points against Clemson, Landers Nolley found himself in elite company among league peers.
- The small forward scored the fourth-most points by an ACC freshman in a debut, joining preseason ACC Freshman of the Year Cole Anthony of North Carolina this week with each totaling at least 30.

Player	Opponent	Date	PTS
Cole Anthony (UNC)	Notre Dame	Nov. 6, 2019	34
RJ Barrett (Duke)	Kentucky	Nov. 6, 2018	33
J.J. Hickson (NC State)	William & Mary	Nov. 15, 2007	31
Landers Nolley (VT)	Clemson	Nov. 5, 2019	30
Ishua Benjamin (NC State)	Prairie View	Nov. 26, 1994	29
Ivan Wagner (NC State)	VMI	Nov. 25, 1995	29
Zion Williamson (Duke)	Kentucky	Nov. 6, 2018	28
Sylyen Landesberg (UVA)	VMI	Nov. 16, 2008	28
Rashad McCants (UNC)	Penn State	Nov. 18, 2002	28

**YOUNG & PRETTY GOOD**

- Tech has had the luxury of having some solid first-year players since freshmen became eligible to play in 1974, and has no shortage this year.
- Landers Nolley's 30 points were tied for the third most by a freshman, trailing Jalen Hudson and Larry Cooke's 32 points. He followed it up with a 29-point performance against NC State, which is tied for the fifth most.

Player	Opponent	Date	Points
Larry Cooke	EKU	Feb. 3, 1975	32
Jalen Hudson	Wake Forest	March 10, 2013	32
Landers Nolley	Clemson	Nov. 5, 2019	30
Russell Davis	Vermont	Dec. 31, 1974	30
Landers Nolley	NC State	Jan. 11, 2020	29
Nickeil Alexander-Walker	The Citadel	Nov. 12, 2017	29

**DYNAMIC TRIO**

- Against Coppin State, the Hokies had three freshmen in double figures, marking the first time since Feb. 25, 2015, when they took on Duke.
- The three versus the Eagles were Nahiem Alleyne (18 points), Landers Nolley (11) and Tyrece Radford (10).
- The trio against Duke was Jalen Hudson (23 points), Ahmed Hill (10) and Justin Bibbs (10).

**TIME TO STEP UP**

- With the Hokies losing three players now playing in the NBA or G-League and the SEC Preseason Player of the Year, Tech returns just one starter from a year ago in guard Wabissa Bede.
- That means four role players or newcomers will have to step up and contribute big minutes right away for Mike Young.

**FEW AND FAR BETWEEN**

- Tech returns only 13.3 points per game from its team last year that average 73.5, which is made up of four letterwinners.
- That accounts for the Hokies bringing back just 18.1 percent of its scoring total, making them one of only six schools in the nation to return less than 20 percent of its scoring.

School	Points p/g	% of Scoring
Nebraska	2.9 PPG	1.9%
Tulane	10.8 PPG	12.2%
South Dakota St.	15.8 PPG	16.9%
Virginia Tech	13.3 PPG	18.1%
Washington	13.9 PPG	19.8%
UCF	14.5 PPG	20.0%

**THE BIG THREE-HUNDO**

- When Mike Young and Co. took down the Tigers in Clemson, he became just one of 71 active coaches in Division I to have 300 or more wins.
- Since the season opener, seven coaches have joined the club in Richmond's Chris Mooney, Liberty's Ritchie McKay, Albany's Will Brown, St. Bonaventure's Mark Schmidt, Northwestern St.'s Mike McConathy, Iona's Tim Cluess and VCU's Mike Rhoades.

Coach	Record	Schools
68. James Jones (Yale)	324-277 (.539)	1
69. Tod Kowalczyk (Toledo)	314-250 (.557)	2
70. Jim Christian (Boston College)	314-264 (.543)	4
70. Mike Young (Virginia Tech)	313-250 (.556)	2

- Of the 77 active head coaches, Young is one of only 28 to win at least 300 games at just two schools or less during a coaching tenure.

Coach	Record	Schools
22. Fran O'Hanlon (Lafayette)	335-402 (.455)	1
23. James Jones (Yale)	324-277 (.539)	1
24. Tod Kowalczyk (Toledo)	314-250 (.557)	2
25. Mike Young (Virginia Tech)	313-250 (.556)	2

**WELL, THIS IS NEW**

- A new staff is in place for Tech and there are also quite a few freshmen with six.
- The six freshies make Tech one of only 20 schools to have six or more, including one of 13 in high-major conferences.

**THE BEST IS YET TO COME**

- Coach Young, known as one of the better X's and O's coaches in the country, had his Terriers in some of the top categories nationally over his 17-year span.
- This past season, which was Wofford's best in school history, the Terriers were 16th in assist/turnover ratio (1.39), 11th in field-goal percentage (49.0), second in 3-point field-goal percentage (41.4) and second in scoring margin (16.7).



**PROGRAM HISTORY**

First Year	1908
All-Time Record	1,480-1,224 (.547)
Conference Record	457-630 (.420)
Televised Games	243-222 (.523)
Overtime Games	69-51 (.575)
VT Ranked	86-42 (.672)
NCAA Tournaments	9 (most recent 2018-19)
NIT Appearances	13 (most recent 2015-16)
Most wins	26 (2018-19)
Highest AP Ranking	No. 8 (1995)

**CASELL COLISEUM**

Capacity	9,275
Seasons in Use	59th season
Tech Record	612-198 (.756)
ACC Record	74-57 (.565)
vs. Nonconference	421-71 (.856)
vs. Ranked Teams	24-53 (.312)

**2019-20 RECRUITING CLASS**

- Coach Mike Young signed his first recruiting class in Blacksburg and it sure was a goodie, getting two ESPN top 100 players.
- The class, made up of two consensus four-star guards, ranks No. 35 in the country according to 247 Sports and No. 33 on Rivals.
- Darius Maddox (top) preps at Oak Hill Academy, a place heq will have a one-year stint at after scoring over 350 points at St. John's High School and leading them to a 27-12 record and top-10 ranking in the state.
- Joe Bamisile (bottom) plays at Monacan High School, where he averaged 28 points, seven rebounds and two assists last year, earning VHSL All-state honors and the Region 4B Co-Player of the Year.
- Maddox ranks No. 93 and Bamisile sits at No. 64 on ESPN's recruiting site.



**PLAYER HIGHS & LOWS**

**Virginia Tech - INDIVIDUAL GAME HIGHS**

POINTS		
	30	Landers Nolley II - at Clemson (11/05/19)
	29	Landers Nolley II - NC State (01/11/20)
	27	Landers Nolley II - Lehigh (11/16/19)
	23	Landers Nolley II - USC Upstate (11/13/19)
	22	Landers Nolley II - North Carolina (01/22/20)
	22	Nahiem Alleyne - Chattanooga (12/11/19)
	22	Landers Nolley II - vs BYU (11/27/19)
	22	Landers Nolley II - vs Michigan St. (11/25/19)
FIELD GOALS MADE		
	12	Landers Nolley II - at Clemson (11/05/19)
	10	Landers Nolley II - Lehigh (11/16/19)
FIELD GOAL ATTEMPTS		
	23	Landers Nolley II - at Clemson (11/05/19)
	20	Landers Nolley II - Chattanooga (12/11/19)
FIELD GOAL PERCENTAGE (min 5 made)	.857 (6-7)	Nahiem Alleyne - Syracuse (01/18/20)
	.857 (6-7)	Tyrece Radford - Duke (12/06/19)
3 PT FG MADE		
	7	Landers Nolley II - Lehigh (11/16/19)
	6	Jalen Cone - North Carolina (01/22/20)
3 PT FG ATTEMPTS		
	13	Landers Nolley II - Syracuse (01/18/20)
	12	Landers Nolley II - Lehigh (11/16/19)
3 PT FG PERCENTAGE (min 2 made)	1.000 (3-3)	Jalen Cone - USC Upstate (11/13/19)
	1.000 (2-2)	P.J. Horne - vs Michigan St. (11/25/19)
FREE THROWS MADE		
	10	Landers Nolley II - North Carolina (01/22/20)
	9	Landers Nolley II - NC State (01/11/20)
FREE THROW ATTEMPTS		
	12	Tyrece Radford - at Wake Forest (01/14/20)
	11	Landers Nolley II - North Carolina (01/22/20)
FREE THROW PERCENTAGE (min 3 made)	1.000 (8-8)	Landers Nolley II - vs Michigan St. (11/25/19)
	1.000 (5-5)	Nahiem Alleyne - Chattanooga (12/11/19)
	1.000 (4-4)	Jalen Cone - at Syracuse (01/07/20)
	1.000 (4-4)	Hunter Cattoor - at Virginia (01/04/20)
	1.000 (3-3)	Nahiem Alleyne - UMES (12/29/19)
	1.000 (3-3)	Jalen Cone - VMI (12/21/19)
	1.000 (3-3)	Isaiah Wilkins - Gardner-Webb (12/15/19)
REBOUNDS		
	13	Tyrece Radford - at Wake Forest (01/14/20)
	11	Tyrece Radford - Lehigh (11/16/19)
ASSISTS		
	10	Wabissa Bede - Delaware St. (11/20/19)
	10	Wabissa Bede - Coppin St. (11/08/19)
STEALS		
	4	Wabissa Bede - at Boston College (01/25/20)
	4	Tyrece Radford - at Wake Forest (01/14/20)
BLOCKED SHOTS		
	3	John Ojiako - UMES (12/29/19)
	2	P.J. Horne - at Wake Forest (01/14/20)
	2	John Ojiako - at Wake Forest (01/14/20)
	2	Tyrece Radford - NC State (01/11/20)
	2	John Ojiako - VMI (12/21/19)
	2	P.J. Horne - Duke (12/06/19)
	2	P.J. Horne - vs Dayton (11/26/19)
	2	Landers Nolley II - vs Michigan St. (11/25/19)
	2	Nahiem Alleyne - Delaware St. (11/20/19)
	2	John Ojiako - USC Upstate (11/13/19)
	2	Tyrece Radford - Coppin St. (11/08/19)
TURNOVERS		
	9	Landers Nolley II - Duke (12/06/19)
	5	Landers Nolley II - at Virginia (01/04/20)
	5	Landers Nolley II - Lehigh (11/16/19)
	5	Landers Nolley II - at Clemson (11/05/19)

**Opponent - INDIVIDUAL GAME HIGHS**

POINTS		
	28	Garrison Brooks - North Carolina (01/22/20)
	26	Buddy Boeheim - Syracuse (01/18/20)
	24	Obi Toppin - vs Dayton (11/26/19)
	23	Jairus Hamilton - at Boston College (01/25/20)
	20	Travis Eevee - VMI (12/21/19)
	20	TJ Haws - vs BYU (11/27/19)
FIELD GOALS MADE		
	11	Garrison Brooks - North Carolina (01/22/20)
	10	Buddy Boeheim - Syracuse (01/18/20)
	10	Obi Toppin - vs Dayton (11/26/19)
FIELD GOAL ATTEMPTS		
	21	John Crosby - Delaware St. (11/20/19)
	20	Buddy Boeheim - Syracuse (01/18/20)
FIELD GOAL PERCENTAGE (min 5 made)	1.000 (5-5)	Kolby Lee - vs BYU (11/27/19)
	.857 (6-7)	Dalton Nixon - vs BYU (11/27/19)
3 PT FG MADE		
	6	Travis Eevee - VMI (12/21/19)
	5	Jairus Hamilton - at Boston College (01/25/20)
	5	Buddy Boeheim - Syracuse (01/18/20)
	5	Kamdyn Curfman - VMI (12/21/19)
3 PT FG ATTEMPTS		
	13	Buddy Boeheim - Syracuse (01/18/20)
	12	Travis Eevee - VMI (12/21/19)
3 PT FG PERCENTAGE (min 2 made)	1.000 (2-2)	Jonathan Scott - Chattanooga (12/11/19)
	1.000 (2-2)	Dalton Nixon - vs BYU (11/27/19)
	1.000 (2-2)	Omari Peek-Green - Delaware St. (11/20/19)
FREE THROWS MADE		
	7	Kihehi Clark - at Virginia (01/04/20)
	7	Everette Hammond - USC Upstate (11/13/19)
FREE THROW ATTEMPTS		
	8	Jay Heath - at Boston College (01/25/20)
	8	Garrison Brooks - North Carolina (01/22/20)
	8	Olivier Sarr - at Wake Forest (01/14/20)
	8	Kihehi Clark - at Virginia (01/04/20)
FREE THROW PERCENTAGE (min 3 made)	1.000 (7-7)	Everette Hammond - USC Upstate (11/13/19)
	1.000 (4-4)	Jairus Hamilton - at Boston College (01/25/20)
	1.000 (4-4)	Wendell Moore - Duke (12/06/19)
	1.000 (4-4)	Vernon Carey - Duke (12/06/19)
	1.000 (4-4)	Zac Seljaas - vs BYU (11/27/19)
	1.000 (4-4)	John Newman III - at Clemson (11/05/19)
	1.000 (3-3)	Armando Bacot - North Carolina (01/22/20)
REBOUNDS		
	15	Aamir Simms - at Clemson (11/05/19)
	14	Xavier Tillman - vs Michigan St. (11/25/19)
ASSISTS		
	9	Markell Johnson - NC State (01/11/20)
	9	Jalen Crutcher - vs Dayton (11/26/19)
STEALS		
	4	Dejuan Clayton - Coppin St. (11/08/19)
	2	Julian Rishwain - at Boston College (01/25/20)
	2	Jay Heath - at Boston College (01/25/20)
	2	Steffon Mitchell - at Boston College (01/25/20)
	2	Quincy Guerrier - Syracuse (01/18/20)
	2	Markell Johnson - NC State (01/11/20)
	2	Bourama Sidibe - at Syracuse (01/07/20)
	2	Braxton Key - at Virginia (01/04/20)
	2	Travis Eevee - VMI (12/21/19)
	2	Jordan Goldwire - Duke (12/06/19)
	2	Gabe Brown - vs Michigan St. (11/25/19)
	2	Jakob Alamudun - Lehigh (11/16/19)
	2	Reggie James - Coppin St. (11/08/19)
BLOCKED SHOTS		
	3	Devon Daniels - NC State (01/11/20)
	3	Ty Gibson - UMES (12/29/19)
	3	Ludovic Duféal - Gardner-Webb (12/15/19)





## TEAM HIGHS & LOWS

### Virginia Tech - GAME HIGHS

<b>POINTS</b>	100	Delaware St. (11/20/19)
	92	UMES (12/29/19)
	80	at Wake Forest (01/14/20)
	80	USC Upstate (11/13/19)
	79	North Carolina (01/22/20)
	79	Lehigh (11/16/19)
<b>FIELD GOALS MADE</b>	35	Delaware St. (11/20/19)
	32	UMES (12/29/19)
<b>FIELD GOAL ATTEMPTS</b>	72	UMES (12/29/19)
	65	North Carolina (01/22/20)
	65	Lehigh (11/16/19)
<b>FIELD GOAL PERCENTAGE</b>	.565 (35-62)	Delaware St. (11/20/19)
	.534 (31-58)	vs BYU (11/27/19)
	.534 (31-58)	USC Upstate (11/13/19)
<b>3 PT FG MADE</b>	21	Delaware St. (11/20/19)
	15	Syracuse (01/18/20)
<b>3 PT FG ATTEMPTS</b>	37	North Carolina (01/22/20)
	37	Syracuse (01/18/20)
	37	Delaware St. (11/20/19)
	37	Lehigh (11/16/19)
<b>3 PT FG PERCENTAGE</b>	.568 (21-37)	Delaware St. (11/20/19)
	.500 (11-22)	vs BYU (11/27/19)
<b>FREE THROWS MADE</b>	19	NC State (01/11/20)
	17	North Carolina (01/22/20)
	17	at Wake Forest (01/14/20)
<b>FREE THROW ATTEMPTS</b>	29	at Wake Forest (01/14/20)
	24	VMI (12/21/19)
<b>FREE THROW PERCENTAGE</b>	.905 (19-21)	NC State (01/11/20)
	.842 (16-19)	UMES (12/29/19)
<b>REBOUNDS</b>	53	UMES (12/29/19)
	49	Coppin St. (11/08/19)
<b>ASSISTS</b>	29	Delaware St. (11/20/19)
	22	Syracuse (01/18/20)
<b>STEALS</b>	11	at Wake Forest (01/14/20)
	9	VMI (12/21/19)
<b>BLOCKED SHOTS</b>	6	vs Michigan St. (11/25/19)
	6	USC Upstate (11/13/19)
<b>TURNOVERS</b>	15	Coppin St. (11/08/19)
	14	at Boston College (01/25/20)
	14	Duke (12/06/19)
<b>FOULS</b>	24	at Wake Forest (01/14/20)
	19	at Boston College (01/25/20)
	19	vs Dayton (11/26/19)

### Virginia Tech - GAME LOWS

<b>POINTS</b>	39	at Virginia (01/04/20)
	56	at Boston College (01/25/20)
	62	vs Dayton (11/26/19)
	63	Chattanooga (12/11/19)
	63	Duke (12/06/19)
<b>FIELD GOALS MADE</b>	13	at Virginia (01/04/20)
	21	at Syracuse (01/07/20)
	21	VMI (12/21/19)
<b>FIELD GOAL ATTEMPTS</b>	48	at Virginia (01/04/20)
	50	at Syracuse (01/07/20)
<b>FIELD GOAL PERCENTAGE</b>	.271 (13-48)	at Virginia (01/04/20)
	.344 (21-61)	VMI (12/21/19)
<b>3 PT FG MADE</b>	4	at Virginia (01/04/20)
	5	Duke (12/06/19)
<b>3 PT FG ATTEMPTS</b>	20	Duke (12/06/19)
	21	at Boston College (01/25/20)
	21	Chattanooga (12/11/19)
	21	vs Dayton (11/26/19)
	21	vs Michigan St. (11/25/19)
<b>3 PT FG PERCENTAGE</b>	.160 (4-25)	at Virginia (01/04/20)
	.250 (5-20)	Duke (12/06/19)
<b>FREE THROWS MADE</b>	3	Lehigh (11/16/19)
	4	Syracuse (01/18/20)
	4	Duke (12/06/19)
	4	vs BYU (11/27/19)
<b>FREE THROW ATTEMPTS</b>	4	Lehigh (11/16/19)
	6	Duke (12/06/19)
<b>FREE THROW PERCENTAGE</b>	.500 (5-10)	at Boston College (01/25/20)
	.500 (4-8)	Syracuse (01/18/20)
<b>REBOUNDS</b>	21	vs Dayton (11/26/19)
	25	at Virginia (01/04/20)
<b>ASSISTS</b>	6	at Virginia (01/04/20)
	11	at Boston College (01/25/20)
	11	at Clemson (11/05/19)
<b>STEALS</b>	1	Syracuse (01/18/20)
	1	vs BYU (11/27/19)
<b>BLOCKED SHOTS</b>	0	at Syracuse (01/07/20)
	0	at Virginia (01/04/20)
	0	Gardner-Webb (12/15/19)
<b>TURNOVERS</b>	2	UMES (12/29/19)
	7	Syracuse (01/18/20)
	7	VMI (12/21/19)
	7	Chattanooga (12/11/19)
<b>FOULS</b>	6	Duke (12/06/19)
	8	VMI (12/21/19)
	8	Lehigh (11/16/19)

### Opponent - GAME HIGHS

<b>POINTS</b>	90	vs BYU (11/27/19)
	89	vs Dayton (11/26/19)
	77	North Carolina (01/22/20)
	77	Duke (12/06/19)
	71	Syracuse (01/18/20)
<b>FIELD GOALS MADE</b>	35	vs Dayton (11/26/19)
	32	vs BYU (11/27/19)
<b>FIELD GOAL ATTEMPTS</b>	71	Coppin St. (11/08/19)
	69	NC State (01/11/20)
<b>FIELD GOAL PERCENTAGE</b>	.636 (35-55)	vs Dayton (11/26/19)
	.542 (32-59)	vs BYU (11/27/19)
<b>3 PT FG MADE</b>	17	vs BYU (11/27/19)
	13	VMI (12/21/19)
<b>3 PT FG ATTEMPTS</b>	39	Coppin St. (11/08/19)
	34	vs BYU (11/27/19)
<b>3 PT FG PERCENTAGE</b>	.500 (17-34)	vs BYU (11/27/19)
	.458 (11-24)	vs Dayton (11/26/19)
<b>FREE THROWS MADE</b>	17	at Wake Forest (01/14/20)
	14	North Carolina (01/22/20)
	14	USC Upstate (11/13/19)
<b>FREE THROW ATTEMPTS</b>	27	at Boston College (01/25/20)
	23	at Wake Forest (01/14/20)
<b>FREE THROW PERCENTAGE</b>	1.000 (10-10)	Duke (12/06/19)
	.818 (9-11)	vs BYU (11/27/19)
<b>REBOUNDS</b>	45	Coppin St. (11/08/19)
	43	North Carolina (01/22/20)
	43	NC State (01/11/20)
	43	vs Michigan St. (11/25/19)
<b>ASSISTS</b>	22	vs BYU (11/27/19)
	22	vs Dayton (11/26/19)
<b>STEALS</b>	8	at Boston College (01/25/20)
	8	Duke (12/06/19)
	8	Coppin St. (11/08/19)
<b>BLOCKED SHOTS</b>	7	UMES (12/29/19)
	5	NC State (01/11/20)
<b>TURNOVERS</b>	23	VMI (12/21/19)
	19	Lehigh (11/16/19)
<b>FOULS</b>	27	at Wake Forest (01/14/20)
	21	vs Dayton (11/26/19)

### Opponent - GAME LOWS

<b>POINTS</b>	37	UMES (12/29/19)
	42	Coppin St. (11/08/19)
	46	Gardner-Webb (12/15/19)
	53	Lehigh (11/16/19)
	55	VMI (12/21/19)
<b>FIELD GOALS MADE</b>	14	UMES (12/29/19)
	14	Coppin St. (11/08/19)
<b>FIELD GOAL ATTEMPTS</b>	48	at Boston College (01/25/20)
	51	VMI (12/21/19)
<b>FIELD GOAL PERCENTAGE</b>	.197 (14-71)	Coppin St. (11/08/19)
	.237 (14-59)	UMES (12/29/19)
<b>3 PT FG MADE</b>	3	USC Upstate (11/13/19)
	6	Syracuse (01/18/20)
	6	NC State (01/11/20)
	6	at Syracuse (01/07/20)
	6	Coppin St. (11/08/19)
<b>3 PT FG ATTEMPTS</b>	17	at Syracuse (01/07/20)
	20	at Boston College (01/25/20)
	20	at Wake Forest (01/14/20)
<b>3 PT FG PERCENTAGE</b>	.120 (3-25)	USC Upstate (11/13/19)
	.154 (6-39)	Coppin St. (11/08/19)
<b>FREE THROWS MADE</b>	0	VMI (12/21/19)
	2	UMES (12/29/19)
<b>FREE THROW ATTEMPTS</b>	0	VMI (12/21/19)
	5	UMES (12/29/19)
	5	Lehigh (11/16/19)
<b>FREE THROW PERCENTAGE</b>	.000 (0-0)	VMI (12/21/19)
	.400 (2-5)	UMES (12/29/19)
<b>REBOUNDS</b>	26	Delaware St. (11/20/19)
	28	Lehigh (11/16/19)
<b>ASSISTS</b>	6	at Syracuse (01/07/20)
	6	Coppin St. (11/08/19)
<b>STEALS</b>	1	North Carolina (01/22/20)
	1	at Wake Forest (01/14/20)
	1	UMES (12/29/19)
	1	Chattanooga (12/11/19)
<b>BLOCKED SHOTS</b>	1	at Syracuse (01/07/20)
	1	vs Dayton (11/26/19)
	1	Delaware St. (11/20/19)
	1	Lehigh (11/16/19)
	1	Coppin St. (11/08/19)
<b>TURNOVERS</b>	4	Syracuse (01/18/20)
	6	vs BYU (11/27/19)
<b>FOULS</b>	9	Lehigh (11/16/19)
	10	USC Upstate (11/13/19)





## Mike YOUNG

- First season at Virginia Tech
- 18th as a head coach in Division I
- Produced three AP All-America selections at Wofford
- Took Wofford to five NCAA Tournament appearances

### The Young File

#### PERSONAL

BORN: May 1, 1963  
 HOMETOWN: Radford, Virginia  
 FAMILY: Wife (Margaret), Children (Cooper & Davis)  
 COACHING RECORD AT VIRGINIA TECH: 14-6 (1st year)  
 CAREER HEAD COACHING RECORD: 313-250 (.556)

#### EDUCATION

Emory & Henry (1986)  
 JOINED TECH STAFF: April 7, 2019  
 YEARS OF COLLEGIATE HEAD COACHING: 18  
 YEARS OF COLLEGIATE COACHING: 33

#### COACHING CAREER

Year	School
1986-88	Assistant Coach, Emory & Henry
1988-89	Assistant Coach, Radford
1989-02	Assistant Coach, Wofford
2002-19	Head Coach, Wofford
2019-present	Head Coach, Virginia Tech

#### ACCOMPLISHMENTS

##### Five NCAA Tournaments

2019, 2015, 2014, 2011, 2010

##### Five SoCon Tournament Championships

2019, 2015, 2014, 2011, 2010

##### Four SoCon Regular-Season Titles

2019, 2015, 2011, 2010

##### Two-time National Coach of the Year

2019 (Sporting News), 2010 (Hugh Durham)

##### Three AP All-America Selections

Fletcher Magee (2018-19) Karl Cochran (2014-15) Noah Dahlman (2009-10)

##### Four SoCon Player of the Years

Fletcher Magee (2017-18, 2018-19) Karl Cochran (2014-15) & Noah Dahlman (2009-10)

##### All-SoCon

24 selections (Coaches) 34 selections (media)

Mike Young begins his first season as the head men's basketball coach at Virginia Tech. The veteran head coach comes home to the New River Valley with a wealth of experience and the desire and focus to lead this Hokies program in its quest to be among the best in the ACC and the nation.

Since arriving in Blacksburg, Young has worked diligently to assemble a top-level coaching staff. Along with that staff, Young has devoted countless hours toward putting together a competitive roster for the 2019-20 season and making a noticeable impact on the always evolving national recruiting community.

The Radford, Virginia native joins the Hokies after a record-setting 17-year tenure as the head coach at Wofford. The Terriers posted a 30-5 overall record in 2018-19, including a perfect 18-0 mark in Southern Conference play, and registered a convincing 84-68 win over Seton Hall in the first round of the 2019 NCAA Tournament.

The 2019 Sporting News Coach of the Year, Young finished third in last season's Associated Press Coach of the Year voting behind Texas Tech's Chris Beard and Houston's Kelvin Sampson. In his 17 seasons at the helm as head coach of Wofford College, Young built the Terriers into one of the Southern Conference's preeminent programs and a perennial NCAA Tournament participant. He guided Wofford to five NCAA Tournament berths over the past 10 seasons and five Southern Conference championships. In addition to the on-court success of his teams, 100 percent of Young's student-athletes at Wofford who completed their eligibility graduated.

In addition to owning numerous coaching accolades, Young currently serves as a member of the NCAA's Men's Basketball Ethics Committee.

Young compiled a 299-244 (.551) overall record at Wofford and earned Southern Conference Coach of the Year honors four times (2010, 2014, 2015 and 2019). Under his guidance, the Terriers registered an impressive list of nonconference wins, including ones over the likes of Auburn, Cincinnati, Clemson, Georgia, Georgia Tech, NC State, Purdue, Seton Hall, South Carolina, Virginia Tech, Xavier and Wake Forest. Arguably the most compelling nonconference victory of his tenure at Wofford came on Dec. 20, 2017 when the Terriers faced then-No. 5 North Carolina at the Dean Smith Center in Chapel Hill, North Carolina and registered a 79-75 victory over head coach Roy Williams and the Tar Heels.

Prior to assuming the head coaching reins for the Terriers in 2002-03, Young was an assistant coach to current Wofford Director of Athletics Richard Johnson. Young came to

Wofford after serving as a graduate assistant for one year under Oliver Purnell at Radford University.

A 1986 graduate of Emory & Henry College, he was a four-year letterman in basketball for coach Bob Johnson and the team captain his junior and senior seasons. He credits Johnson for having a major influence on his playing and coaching career.

Upon his graduation, Young became a full-time assistant coach for two years at Emory & Henry before moving on to Radford. Another of Young's mentors is Fletcher Arritt, longtime coach of Fork Union (Va.) Military Academy. Young played one season for him before attending Emory & Henry. In the summer of 2015, Young was inducted into the Emory & Henry College Sports Hall of Fame, as well as the Radford High School Hall of Fame.

Young and wife Margaret have a daughter, Cooper, a student at the University of the South, and a son, Davis, who is attending Blacksburg High School.

#### YEAR BY YEAR

Year	School	Rec.	Conf.	Postseason
2019-20	Virginia Tech	14-6	5-4	---
2018-19	Wofford	30-5	18-0	NCAA Round of 32
2017-18	Wofford	21-13	11-7	CIT
2016-17	Wofford	16-17	10-8	
2015-16	Wofford	15-17	11-7	
2014-15	Wofford	28-7	16-2	NCAA First Round
2013-14	Wofford	20-13	11-5	NCAA First Round
2012-13	Wofford	13-19	7-11	
2011-12	Wofford	19-14	12-6	CBI
2010-11	Wofford	21-13	14-4	NCAA First Round
2009-10	Wofford	26-9	15-3	NCAA First Round
2008-09	Wofford	16-14	12-8	
2007-08	Wofford	16-16	8-12	
2006-07	Wofford	10-20	5-13	
2005-06	Wofford	11-18	6-9	
2004-05	Wofford	14-14	7-9	
2003-04	Wofford	9-20	4-12	
2002-03	Wofford	14-15	8-8	



**BOUNCE BACK TIME**

- When Mike Young loses a basketball game, it rarely spills into the next game, with his teams bouncing back with a W, especially over the last five years with him being .667 by going 38-19.
- Young went 4-0 last year after a loss and 9-3 the year prior with the Terriers. He is 3-2 at Tech.

Season	G	W	L	Pct.
2002-03	14	7	7	.500
2003-04	19	7	12	.368
2004-05	13	5	8	.385
2005-06	17	8	9	.471
2006-07	19	6	13	.316
2007-08	15	7	8	.467
2008-09	13	8	5	.615
2009-10	8	5	3	.625
2010-11	12	9	3	.750
2011-12	13	8	5	.615
2012-13	18	9	9	.500
2013-14	12	7	5	.583
2014-15	6	5	1	.833
2015-16	16	9	7	.563
2016-17	16	10	6	.625
2017-18	12	9	3	.750
2018-19	4	4	0	1.000
2019-20	5	3	2	.600
<b>Total</b>	<b>232</b>	<b>126</b>	<b>106</b>	<b>.543</b>



**WHEN IT COUNTS**

- Mike Young brings a polished resume from his time at Wofford and you can see that in the numbers he carries regarding finishing a lead when his teams have had one over his years of coaching, with 18 season to be exact.
- Over the last six years when Young has had a lead with five minutes to go, he usually holds on to it to preserve the win, boasting a .917 winning percentage to his name.
- Since his arrival to Tech, the Hokies have carried the trend also, owning a 12-1 record.

Year	G	W	L	Pct.
2014-15	25	23	2	.920
2015-16	17	14	3	.824
2016-17	17	15	2	.882
2017-18	21	19	2	.905
2018-19	27	27	0	1.000
2019-20	13	12	1	1.000
<b>Total</b>	<b>120</b>	<b>110</b>	<b>10</b>	<b>.917</b>

Opponent	G	W	L	Pct.
High-Major	10	8	2	.800
Mid-Major	110	102	8	.927
Conference	70	62	8	.886
Nonconference	50	48	2	.960
Postseason	9	7	2	.778

**WHAT THEY'RE SAYING**



So much for our No. 1 this week! That was quick. What a win for @HokiesMBB and first-year Virginia Tech coach Mike Young.



Today we saw why many NBA folks felt that Mike Young could be an offensive coordinator at the professional level. Guy is a genius offensively.



The best compliment I could give Mike Young is that when you talk to any coach from the Southern Conference, where he spent the previous 17 seasons, they all say the same thing: He's a GREAT basketball coach.

Ask @ForbesETSUhoops.

**Scott Van Pelt** @notthefakeSVP · Nov 25, 2019  
Replying to @GaryParrishCBS  
I love watching his half court stuff. It's art.



Mike Young can coach, people.

*On Coach Young VT*

Mike Young is one of those 20-year overnight sensations. Those of us who know college basketball have always recognized what a great coach he is. The nation found out this season in the NCAA Tournament. He is a great fit for Virginia Tech.

*-Fran Fraschilla*  
Former NCAA head coach & current ESPN college basketball analyst

*On Coach Young VT*

Mike Young has shown during his tenure at Wofford that not only is he an outstanding coach, but he's also a program builder. He develops players and men. He's an excellent communicator and teacher. His teams are always sound, tough, unselfish and fun to watch.

*-Clark Kellogg*  
CBS Sports Men's Basketball Analyst







HUNTER CATTOOR (cuH-Tour)

Freshman | 6-3 | 205  
G | Orlando, Fla.

High School  
Bishop Moore

Major: Business

0

AT THE RIM

- Has played in 19 games, drawing three starts.
• Chipped in one 3-pointer, three rebounds, two assists and a steal at Boston College (1/25).
• Tied his ACC-high in points with five against North Carolina (1/22) and chipped in two rebounds, an assist and a steal.
• Set a career high in points for the second straight game, collecting 17 points, thanks to five 3-pointers, four rebounds, an assist and a steal versus Maryland Eastern Shore (12/29).
• Dropped a then-career-high 14 points, scoring 13 of those points in the second half, and tallied five rebounds and 2 steals, which he converted into transition layups, vs. VMI (12/21).
• Originally committed to Wofford, but signed with the Hokies after Virginia Tech's hiring of Mike Young.
• Four-year letterwinner at Bishop Moore High School.
• FHSAA 6A first-team All-State and District Player of the Year.
• Scored 1,420 points in high school and a 3-star (247 Sports).
• Also played quarterback on Bishop Moore's football team for one season.

CAREER HIGHS

Table with 2 columns: Statistic, Value. Rows include Points (17), Rebounds (8), Assists (4), Steals (3), Blocks (1), FG Made (6), FG Attempts (9), 3FG Made (5), 3FG Attempts (7), FT Made (4), FT Attempts (7).

GAME-BY-GAME STATS

Table with columns: Opponent, Date, GS, MIN, Total (FG-FGA, PCT, 3FG-3FGA, PCT, FT-FTA, PCT), Rebounds (OFF, DEF, TOT, AVG), PF, A, T/O, BLK, STL, PTS, AVG.

CAREER STATS

Table with columns: SEASON, TEAM, GP-GS, MIN, AVG, Field Goals (FG-FGA, FG%), 3-Point (3FG-FGA, 3FG%), F-Throws (FT-FTA, FT%), Rebounds (OFF, DEF, TOT, AVG), PF, FO, AST, TO, BLK, STL, PTS, AVG.



ISAIAH WILKINS

Sophomore | 6-4 | 225  
G | Winston-Salem, N.C.

High School  
Mount Tabor

Major: Communications

1

AT THE RIM

- Has played in all 20 games, starting three contests.
• Made a jumper and hit a free throw, while grabbing two rebounds at Boston College (1/25).
• Had a one-handed slam in transition and pulled down a board in six minutes off the bench versus North Carolina (1/22).
• Hit a 3-pointer and a fadeaway in the lane for five points, while collecting three rebounds and two assists vs. 'Cuse (1/18).
• Scored 13 points for the second straight game, while posting four rebounds, two assists and two steals against VMI (12/21).
• Posted his second-most points of the season with 13 versus Gardner-Webb (12/15), while recording two rebounds, three assists and two steals.
• Turned in a season-high 15 points thanks to five 3-pointers, while collecting six rebounds and a career-high seven assists against Delaware State (11/20).
• Played in 34 games, starting one of those (Central Connecticut State on Dec 1) in 2018-19.

CAREER HIGHS

Table with 2 columns: Statistic, Value. Rows include Points (21), Rebounds (8), Assists (7), Steals (2), Blocks (2), FG Made (7), FG Attempts (10), 3FG Made (5), 3FG Attempts (7), FT Made (3), FT Attempts (4).

GAME-BY-GAME STATS

Table with columns: Opponent, Date, GS, MIN, Total (FG-FGA, PCT, 3FG-3FGA, PCT, FT-FTA, PCT), Rebounds (OFF, DEF, TOT, AVG), PF, A, T/O, BLK, STL, PTS, AVG.

CAREER STATS

Table with columns: SEASON, TEAM, GP-GS, MIN, AVG, Field Goals (FG-FGA, FG%), 3-Point (3FG-FGA, 3FG%), F-Throws (FT-FTA, FT%), Rebounds (OFF, DEF, TOT, AVG), PF, FO, AST, TO, BLK, STL, PTS, AVG.







NAHIEM ALLEYNE (na-HEEM ah-LEAN)

Freshman | 6-3 | 195  
G | Buford, Ga.

High School  
Mountain View

Major: University Studies

4

AT THE RIM

- Has played in all 20 games, drawing 15 starts.
- Has scored in double figures in three straight games, the longest of his career.
- Talled 10 points, three rebounds and a block at BC (1/25).
- Collected 11 points, with three 3-pointers, two rebounds and three assists versus North Carolina (1/22).
- Scored the third-most points of his career versus Syracuse (1/18) with 17 on 6-of-7 shooting, with five of those makes being 3s, while tying a career-high four assists.
- Turned in his best scoring game, recording a career-high 22 points on 7-of-13 shooting, while going a perfect 5 for 5 from the charity stripe, and five rebounds vs. Chattanooga (12/11).
- Two-year letterwinner at Mountain View High School.
- GHSA All-State and All-Region.
- Averaged 17.2 points per game and made 63 three-pointers in the 2018-19 season.
- A three-star on 247 Sports.
- Ranked as the 21st-best player in the state of Georgia.

CAREER HIGHS

Statistic	Value
Points	22 vs Chattanooga 12/11/19
Rebounds	5 vs Chattanooga 12/11/19
Assists	4 vs USC Upstate 11/13/19, vs Syracuse 01/18/20, vs BYU 11/27/19
Steals	2 vs Michigan St. 11/25/19
Blocks	2 vs Delaware St. 11/20/19
FG Made	7 vs Delaware St. 11/20/19, vs Chattanooga 12/11/19
FG Attempts	13 vs Chattanooga 12/11/19
3FG Made	5 vs Delaware St. 11/20/19, vs Syracuse 01/18/20
3FG Attempts	9 vs Delaware St. 11/20/19, vs North Carolina 01/22/20
FT Made	5 at Clemson 11/05/19, vs Chattanooga 12/11/19, at Wake Forest 01/14/20
FT Attempts	6 at Clemson 11/05/19, at Wake Forest 01/14/20

GAME-BY-GAME STATS

Opponent	Date	GS	MIN	Total			3-Pointers			Free throws			Rebounds			PF	A	T/O	BLK	STL	PTS	AVG
				FG-FGA	PCT	3FG-3FGA	PCT	FT-FTA	PCT	OFF	DEF	TOT	AVG									
at Clemson	11/05/19	*	22:44	2-9	.222	2-6	.333	5-6	.833	0	3	3	3	0	1	1	1	0	1	11	11.0	
Coppin St.	11/08/19	*	23:28	6-8	.750	4-6	.667	2-2	1.000	0	2	2	2	5	0	0	1	0	0	18	14.5	
USC Upstate	11/13/19	*	25:13	3-6	.500	1-3	.333	2-3	.667	0	2	2	2	3	0	4	0	1	0	9	12.7	
Lehigh	11/16/19	*	20:43	1-7	.143	0-3	.000	3-4	.750	0	2	2	2	3	0	1	0	0	0	5	10.8	
Delaware St.	11/20/19	*	31:15	7-11	.636	5-9	.556	1-1	1.000	0	4	4	2	6	0	1	1	0	2	10	12.6	
vs Michigan St.	11/25/19	*	33:51	3-10	.300	2-4	.500	2-3	.667	0	3	3	2	7	2	1	0	0	2	10	12.2	
vs Dayton	11/26/19	*	30:57	3-8	.375	0-1	.000	3-5	.600	0	2	2	2	2	2	3	1	0	0	9	11.7	
vs BYU	11/27/19	*	36:28	5-8	.625	2-4	.500	0-0	.000	0	3	3	2	6	1	4	2	1	0	12	11.8	
Duke	12/06/19	*	32:25	2-6	.333	1-3	.333	1-2	.500	2	0	2	2	6	0	1	1	0	1	6	11.1	
Chattanooga	12/11/19	*	35:32	7-13	.538	3-7	.429	5-5	1.000	1	4	5	2	8	1	0	2	0	0	22	12.2	
Gardner-Webb	12/15/19	*	23:15	0-4	.000	0-2	.000	0-0	.000	0	2	2	2	7	1	1	1	0	0	0	11.1	
VMI	12/21/19	*	27:43	2-7	.286	0-2	.000	1-3	.333	0	2	2	2	7	0	2	1	0	0	5	10.6	
UMES	12/29/19	*	25:05	1-10	.100	0-5	.000	3-3	1.000	1	0	1	2	5	0	2	1	0	0	5	10.2	
at Virginia	01/04/20	*	22:14	1-9	.111	0-1	.000	0-0	.000	0	2	2	2	5	2	0	0	0	1	2	9.6	
at Syracuse	01/07/20	*	22:55	2-6	.333	2-6	.333	0-2	.000	1	2	3	2	5	3	1	2	0	0	6	9.3	
NC State	01/11/20	*	21:18	1-6	.167	1-1	1.000	2-3	.667	0	4	4	2	6	2	2	0	0	0	5	9.1	
at Wake Forest	01/14/20	*	17:58	2-3	.667	1-2	.500	5-6	.833	0	2	2	2	6	2	0	0	0	1	10	9.1	
Syracuse	01/18/20	*	28:32	6-7	.857	5-6	.833	0-0	.000	0	3	3	2	6	1	4	0	0	0	17	9.6	
North Carolina	01/22/20	*	33:47	4-11	.364	3-9	.333	0-0	.000	0	2	2	2	6	0	3	0	0	0	11	9.6	
at Boston College	01/25/20	*	23:07	4-9	.444	2-4	.500	0-1	.000	0	3	3	2	6	3	0	1	1	0	10	9.7	
<b>Totals</b>			<b>15</b>	<b>538:30</b>	<b>.62-158</b>	<b>.392</b>	<b>34-84</b>	<b>.405</b>	<b>35-49</b>	<b>.714</b>	<b>5</b>	<b>47</b>	<b>52</b>	<b>2.6</b>	<b>21</b>	<b>31</b>	<b>14</b>	<b>5</b>	<b>7</b>	<b>193</b>	<b>9.7</b>	

CAREER STATS

SEASON	TEAM	GP-GS	MIN	AVG	FG-FGA	FG%	3FG-FGA	3FG%	FT-FTA	FT%	OFF	DEF	TOT	AVG	PF	FO	AST	TO	BLK	STL	PTS	AVG
2019-20	Hokies	20-15	539/26.9	62-158	.392	34-84	.405	35-49	.714	5	47	52	2.6	21-0	31	14	5	7	193	9.7		
<b>TOTAL</b>		<b>20-15</b>	<b>539/26.9</b>	<b>62-158</b>	<b>.392</b>	<b>34-84</b>	<b>.405</b>	<b>35-49</b>	<b>.714</b>	<b>5</b>	<b>47</b>	<b>52</b>	<b>2.6</b>	<b>21-0</b>	<b>31</b>	<b>14</b>	<b>5</b>	<b>7</b>	<b>193</b>	<b>9.7</b>		



JONATHAN KABONGO (kuh-BONGO)

Sophomore | 6-4 | 195  
G | Toronto, Canada

High School  
Thornlea Secondary

Major: Creative Writing

10

AT THE RIM

- Has yet to see action.
- Played in 21 games in 2018-19.
- Hit a 3-pointer, pulled down two rebounds and swatted a shot against Miami (Fla) in the second round of the ACC Tournament.
- Tied a career high and scored an ACC-high six points at Pitt, while collecting ACC highs in three categories—two rebounds, one assist and a steal in his second-most minutes of the season with 13.
- Scored his first points in ACC action, coming off the bench in the final minute and making a layup versus Syracuse.
- Played in his first league game against Wake Forest.
- Scored his first points as a Hokie against Central Connecticut State, nailing a 3-pointer.
- Played in the season opener against Gardner-Webb, earning his first assist.

CAREER HIGHS

Statistic	Value
Points	6 at Pittsburgh 02/16/19, vs UMES 12/28/18
Rebounds	2 at Pittsburgh 02/16/19, vs Northeastern 11/16/18, vs Miami (FL) 03/13/19
Assists	1 4 times
Steals	1 at Notre Dame 02/23/19, at Pittsburgh 02/16/19, vs South Carolina St. 12/09/18
Blocks	1 vs Miami (FL) 03/13/19
FG Made	2 at Pittsburgh 02/16/19, vs UMES 12/28/18
FG Attempts	5 vs UMES 12/28/18
3FG Made	2 at Pittsburgh 02/16/19
3FG Attempts	4 vs Central Conn. St. 12/01/18, vs UMES 12/28/18
FT Made	1 vs Virginia 02/18/19, vs UMES 12/28/18
FT Attempts	2 vs UMES 12/28/18

GAME-BY-GAME STATS

CAREER STATS

SEASON	TEAM	Field Goals		3-Point		F-Throws		Rebounds			Scoring									
		GP-GS	MIN/AVG	FG-FGA	FG%	3FG-FGA	3FG%	FT-FTA	FT%	OFF	DEF	TOT	AVG	PF-FO	AST	TO	BLK	STL	PTS	AVG
2018-19	Hokies	21-0	102/4.8	11-28	.393	7-22	.318	2-4	.500	0	12	12	0.6	10-0	4	4	1	3	31	1.5
<b>TOTAL</b>		<b>21-0</b>	<b>102/4.8</b>	<b>11-28</b>	<b>.393</b>	<b>7-22</b>	<b>.318</b>	<b>2-4</b>	<b>.500</b>	<b>0</b>	<b>12</b>	<b>12</b>	<b>0.6</b>	<b>10-0</b>	<b>4</b>	<b>4</b>	<b>1</b>	<b>3</b>	<b>31</b>	<b>1.5</b>











**GRANT YATES**

Sophomore | 6-8 | 210  
F | Gainesville, Va.

High School / Last School  
Battlefield / Christopher Newport

Major: Business

13

**AT THE RIM**

- Due to NCAA transfer rules, will have to sit out this season.
- Walk-on after transferring from Christopher Newport University.
- At Christopher Newport, he appeared in 19 games as a freshman in the 2018-19 season.
- Scored 17 points and grabbed 11 rebounds on the season.

**CAREER HIGHS**

**GAME-BY-GAME STATS**



**RYAN PAYNE**

Junior | 6-8 | 220  
F | Mechansville, Va.

High School  
Hanover

Major: Finance

25

**AT THE RIM**

- Team manager.
- Three-year letterwinner at Hanover High School under head coach Darren Thornton.
- VHSL 4A first-team all-state.
- Conference 20 Player of the Year.
- Three-time all-academic team.

**CAREER HIGHS**

**GAME-BY-GAME STATS**



**KEVE ALUMA** ((Kev-aye))

Junior | 6-9 | 240  
F | Berline, Md.

High School/Last School  
Stephen Dcatur / Wofford

Major: Human Development

22

**AT THE RIM**

- Due to NCAA transfer rules, will have to sit out this season.
- Played in 68 games, including starting 34 contests his sophomore season at Wofford.
- Averaged seven points and seven rebounds per game in 2018-19.
- Racked up the second-most rebounds on the team with 239.
- Scored in double figures eight times and recorded two double-doubles
- Had a knack on the offensive glass, ranking fifth in the SoCon with 2.8 offensive rebounds per game in league action.
- In his free time, he enjoys playing soccer.

**CAREER HIGHS**

Statistic	Value
Points	14 vs Mars Hill 11/23/18, vs The Citadel 01/03/19
Rebounds	12 vs Samford 01/24/19
Assists	4 at Oklahoma 11/18/18
Steals	3 vs Samford 01/24/19
Blocks	3 at Furman 02/23/19, at ETSU 02/07/19, vs VMI 03/09/19
FG Made	6 vs Chattanooga 01/26/19, vs Samford 01/24/19
FG Attempts	9 vs Samford 01/24/19
3FG Attempts	1 at High Point 11/10/18
FT Made	6 vs Mars Hill 11/23/18, at Mercer 01/31/19, vs Seton Hall 03/21/19
FT Attempts	9 at Mercer 01/31/19

**CAREER STATS**

SEASON	TEAM	GP-GS	MIN	Field Goals			3-Point		F-Throws		Rebounds			Scoring							
				FG-FGA	FG%	3FG-FGA	3FG%	FT-FTA	FT%	OFF	DEF	TOT	AVG	PF-FO	AST	TO	BLK	STL	PTS	AVG	
2017-18	WOF	33-2	439	13.3	30-53	.566	0-0	.000	24-42	.571	45	68	113	3.4	63-2	18	20	13	6	84	2.5
2018-19	WOF	35-34	930	26.6	94-141	.667	0-1	.000	54-94	.574	92	147	239	6.8	81-3	34	36	31	23	242	6.9
<b>TOTAL FOR Hokies</b>		<b>0-0</b>	<b>0/0.0</b>	<b>0-0</b>	<b>.000</b>	<b>0-0</b>	<b>.000</b>	<b>0-0</b>	<b>.000</b>	<b>0</b>	<b>0</b>	<b>0</b>	<b>0.0</b>	<b>0-0</b>	<b>0</b>	<b>0</b>	<b>0</b>	<b>0</b>	<b>0</b>	<b>0</b>	<b>0.0</b>
<b>TOTAL</b>		<b>68-36</b>	<b>1369</b>	<b>20.1</b>	<b>124-194</b>	<b>.639</b>	<b>0-1</b>	<b>.000</b>	<b>78-136</b>	<b>.574</b>	<b>137</b>	<b>215</b>	<b>352</b>	<b>5.2</b>	<b>144-5</b>	<b>52</b>	<b>56</b>	<b>44</b>	<b>29</b>	<b>326</b>	<b>4.8</b>



## NCAA STATS

Statistic	National Rank	Conference Rank	Value	National Leader	Value	Conference Leader	Value
3-pt Field Goal Attempts (349 ranked)	25	1	558	North Florida	695	Virginia Tech	558
Assist Turnover Ratio (350 ranked)	3	2	1.61	Notre Dame	1.77	Notre Dame	1.77
Assists Per Game (350 ranked)	34	4	15.6	Dayton	18.9	Notre Dame	17.6
Blocked Shots Per Game (350 ranked)	238	14	2.7	FIU	7.0	Duke	6.4
Defensive Rebounds per Game (350 ranked)	63	5	27.40	New Hampshire	31.11	North Carolina	29.63
Fewest Fouls (350 ranked)	17	4	273	Cornell	228	Notre Dame	233
Fewest Turnovers (350 ranked)	8	2	194	Cornell	178	Notre Dame	189
Field-Goal Percentage (350 ranked)	197	8	43.4	Dayton	52.6	Duke	48.5
Field-Goal Percentage Defense (350 ranked)	73	6	40.3	West Virginia	35.8	Virginia	35.8
Free Throw Attempts (350 ranked)	308	14	303	Arkansas St.	571	Wake Forest	431
Free Throws Made (350 ranked)	312	14	211	Arkansas St.	399	Wake Forest	318
Free-Throw Percentage (350 ranked)	198	10	69.6	Pepperdine	81.4	Florida St.	77.0
Offensive Rebounds Per Game (350 ranked)	303	15	8.15	Portland St.	15.27	North Carolina	14.00
Personal Fouls Per Game (350 ranked)	7	3	13.7	Notre Dame	12.3	Notre Dame	12.3
Rebound Margin (350 ranked)	211	11	-0.3	Houston	11.0	North Carolina	9.4
Scoring Defense (350 ranked)	39	4	63.0	Virginia	49.7	Virginia	49.7
Scoring Margin (350 ranked)	65	4	8.4	Gonzaga	22.5	Duke	19.0
Scoring Offense (350 ranked)	179	9	71.4	Gonzaga	89.0	Duke	82.9
Steals Per Game (350 ranked)	235	10	5.9	Eastern Mich.	11.0	Florida St.	9.8
Three Pt FG Defense (350 ranked)	86	6	30.7	Arkansas	24.3	Virginia	28.5
Three-Point Field Goals Per Game (350 ranked)	5	1	10.4	North Florida	12.0	Virginia Tech	10.4
Three-Point Field-Goal Percentage (350 ranked)	32	2	37.3	Saint Mary's (CA)	42.2	Louisville	38.7
Total 3-point FGM (350 ranked)	13	1	208	North Florida	263	Virginia Tech	208
Total Assists (350 ranked)	41	3	312	Gonzaga Belmont	394	Notre Dame	335
Total Blocks (350 ranked)	233	13	54	FIU	147	Duke	122
Total Rebounds (350 ranked)	199	7	711	Wright St.	913	North Carolina	829
Total Rebounds Per Game (350 ranked)	191	8	35.55	North Carolina	43.63	North Carolina	43.63
Total Steals (350 ranked)	231	9	118	Nicholls St.	223	Florida St.	186
Turnover Margin (346 ranked)	47	6	2.5	UNC Greensboro	7.1	Florida St.	4.9
Turnovers Forced (350 ranked)	286	12	12.20	SFA	22.70	Florida St.	18.47
Turnovers Per Game (350 ranked)	1	1	9.7	Virginia Tech	9.7	Virginia Tech	9.7
Won-Lost Percentage (350 ranked)	58	4	70.0	San Diego St.	100.0	Florida St.	89.5

Statistic	Player	National Rank	Conference Rank	Value	National Leader	Value	Conference Leader	Value
3-pt Field Goal Attempts (244 ranked)	Landers Nolley II	58	3	144	Antoine Davis, Detroit Mercy	226	Buddy Boeheim, Syracuse	177
Assist Turnover Ratio (250 ranked)	Wabissa Bede	1	1	3.91	Wabissa Bede, Virginia Tech	3.91	Wabissa Bede, Virginia Tech	3.91
Assists Per Game (249 ranked)	Wabissa Bede	18	3	6.3	Zavier Simpson, Michigan	8.3	Tre Jones, Duke	6.8
Blocked Shots Per Game (220 ranked)					Osasumwen Osaghae, FIU	4.24	Manny Bates, NC State	2.94
Defensive Rebounds per Game (250 ranked)	Landers Nolley II	228	13	4.90	John Mooney, Notre Dame	9.67	John Mooney, Notre Dame	9.67
Double Doubles (215 ranked)					Nathan Knight, William & Mary	16	John Mooney, Notre Dame	15
Field-Goal Percentage (250 ranked)					Udoka Azubuike, Kansas	78.1	Vernon Carey, Duke	59.0
Free Throw Attempts (248 ranked)					Jayden Gardner, East Carolina	171	Vernon Carey, Duke	127
Free Throws Made (246 ranked)					Markus Howard, Marquette	139	Olivier Sarr, Wake Forest	80
Free-Throw Percentage (250 ranked)	Landers Nolley II	179	5	78.9	Nathan Hoover, Wofford	95.4	Joseph Girard III, Syracuse	94.5
Minutes Per Game (250 ranked)					Jahlil Jenkins, Fairleigh Dickinson	39.05	Elijah Hughes, Syracuse	38.02
Offensive Rebounds Per Game (250 ranked)	Tyrece Radford	161	12	2.40	Cletrell Pope, Bethune-Cookman	4.85	John Mooney, Notre Dame	3.72
Points Per Game (250 ranked)	Landers Nolley II	81	3	17.9	Markus Howard, Marquette	28.3	Elijah Hughes, Syracuse	19.2
Rebounds Per Game (250 ranked)					Kevin Marfo, Quinnipiac	13.9	John Mooney, Notre Dame	13.4
Steals Per Game (250 ranked)					Jacob Gilyard, Richmond	3.25	Steffon Mitchell, Boston College	2.42
Three-Point Field Goals Per Game (249 ranked)	Landers Nolley II	69	5	2.65	Dru Kuxhausen, McNeese	4.30	Buddy Boeheim, Syracuse	3.55
	Jalen Cone	217	9	2.10				
Three-Point Field-Goal Percentage (100 ranked)	Landers Nolley II	70	4	36.8	Tyler Hagedorn, South Dakota	55.6	DJ Vasiljevic, Miami (FL)	41.1
Total 3-point FGM (247 ranked)	Landers Nolley II	68	3	53	Dru Kuxhausen, McNeese	86	Buddy Boeheim, Syracuse	71
	Jalen Cone	209	9	42				
Total Assists (246 ranked)	Wabissa Bede	14	1	125	Zavier Simpson, Michigan	157	Wabissa Bede, Virginia Tech	125
Total Blocks (243 ranked)					Osasumwen Osaghae, FIU	89	James Banks III, Georgia Tech	55
Total Field Goal Attempts (246 ranked)	Landers Nolley II	38	1	300	Jhivvan Jackson, UTSA	443	Landers Nolley II, Virginia Tech	300
Total Field Goals Made (248 ranked)	Landers Nolley II	94	3	122	Terry Taylor, Austin Peay	190	Jordan Nwora, Louisville	130
Total Minutes (250 ranked)					Jordan Ford, Saint Mary's (CA)	821:10	Elijah Hughes, Syracuse	760:40
Total Points (249 ranked)	Landers Nolley II	78	3	357	Jhivvan Jackson, UTSA	553	Elijah Hughes, Syracuse	384
Total Rebounds (250 ranked)					James Butler, Drexel	259	John Mooney, Notre Dame	241
Total Steals (229 ranked)					Jacob Gilyard, Richmond	65	Steffon Mitchell, Boston College	46
Triple Doubles (1 ranked)					17 players tied	1	Markell Johnson, NC State	1







## COMBINED SEASON STATS

### Game Records

Record	Overall	Home	Away	Neutral
ALL GAMES	14-6	10-2	3-2	1-2
CONFERENCE	5-4	2-2	3-2	0-0
NON-CONFERENCE	9-2	8-0	0-0	1-2

### Score by Periods

Team	1st	2nd	OT	TOT
Virginia Tech	673	735	19	1427
Opponents	599	643	17	1259

### Team Box Score

No.	Player	Total					3-Point		F-Throw		Rebounds				Other							
		GP-GS	MIN	AVG	FG-FGA	FG%	3FG-FGA	3FG%	FT-FTA	FT%	OFF	DEF	TOT	AVG	PF	DQ	A	TO	BLK	STL	PTS	AVG
2	NOLLEY II, Landers	20-19	626:33	31.3	122-300	.407	53-144	.368	60-76	.789	13	98	111	5.6	37	1	53	61	6	17	357	17.9
4	ALLEYNE, Nahiem	20-15	538:30	26.9	62-158	.392	34-84	.405	35-49	.714	5	47	52	2.6	21	0	31	14	5	7	193	9.7
23	RADFORD, Tyrece	20-17	459:17	23.0	66-103	.641	1-8	.125	34-51	.667	48	80	128	6.4	27	0	27	9	7	18	167	8.4
15	CONE, Jalen	20-3	328:16	16.4	52-112	.464	42-76	.553	15-17	.882	2	22	24	1.2	32	0	12	21	1	2	161	8.1
14	HORNE, P.J.	20-20	559:28	28.0	62-127	.488	24-71	.338	8-13	.615	18	76	94	4.7	39	0	9	23	11	14	156	7.8
0	CATTOOR, Hunter	19-3	405:01	21.3	39-97	.402	29-76	.382	13-20	.650	3	44	47	2.5	25	0	26	9	3	17	120	6.3
3	BEDE, Wabissa	20-20	602:13	30.1	46-121	.380	9-42	.214	20-37	.541	7	75	82	4.1	40	1	125	32	5	24	121	6.1
1	WILKINS, Isaiah	20-3	289:16	14.5	31-92	.337	16-54	.296	13-18	.722	17	44	61	3.1	20	1	28	10	2	12	91	4.6
21	OJIAKO, John	19-0	199:09	10.5	23-42	.548	0-0	.000	13-22	.591	22	26	48	2.5	26	1	1	6	13	5	59	3.1
11	PALMER, Brendan	2-0	08:28	4.2	1-4	.250	0-3	.000	0-0	.000	1	3	4	2.0	0	0	0	1	0	1	2	1.0
24	JOHNSON, Branden	7-0	33:49	4.8	0-4	.000	0-0	.000	0-0	.000	2	4	6	0.9	6	0	0	0	1	1	0	0.0
Team																						
<b>Total</b>		<b>20</b>			<b>504-1160</b>	<b>.434</b>	<b>208-558</b>	<b>.373</b>	<b>211-303</b>	<b>.696</b>	<b>163</b>	<b>548</b>	<b>711</b>	<b>35.6</b>	<b>273</b>	<b>4</b>	<b>312</b>	<b>194</b>	<b>54</b>	<b>118</b>	<b>1427</b>	<b>71.4</b>
<b>Opponents</b>		<b>20</b>			<b>468-1160</b>	<b>.403</b>	<b>158-514</b>	<b>.307</b>	<b>165-255</b>	<b>.647</b>	<b>175</b>	<b>541</b>	<b>716</b>	<b>35.8</b>	<b>298</b>	<b>-</b>	<b>253</b>	<b>244</b>	<b>52</b>	<b>82</b>	<b>1259</b>	<b>63.0</b>

### Team Statistics

	Hokies	OPP
<b>Scoring</b>	<b>1427</b>	<b>1259</b>
Points per game	71.4	63.0
Scoring margin	+8.4	-
<b>Field goals-att</b>	<b>504-1160</b>	<b>468-1160</b>
Field goal pct	.434	.403
<b>3 point fg-att</b>	<b>208-558</b>	<b>158-514</b>
3-point FG pct	.373	.307
3-pt FG made per game	10.4	7.9
<b>Free throws-att</b>	<b>211-303</b>	<b>165-255</b>
Free throw pct	.696	.647
F-Throws made per game	10.6	8.3
<b>Rebounds</b>	<b>711</b>	<b>716</b>
Rebounds per game	35.6	35.8
Rebounding margin	-0.2	-
<b>Assists</b>	<b>312</b>	<b>253</b>
Assists per game	15.6	12.7
<b>Turnovers</b>	<b>194</b>	<b>244</b>
Turnovers per game	9.7	12.2
Turnover margin	+2.5	-
Assist/turnover ratio	1.6	1.0
<b>Steals</b>	<b>118</b>	<b>82</b>
Steals per game	5.9	4.1
<b>Blocks</b>	<b>54</b>	<b>52</b>
Blocks per game	2.7	2.6
<b>Winning streak</b>	<b>0</b>	<b>-</b>
Home win streak	1	-
<b>Attendance</b>	<b>105318</b>	<b>50487</b>
Home games-Avg/Game	12-8777	5-10097
Neutral site-Avg/Game	-	3-2400

### Team Results

Date	Opponent	Score	Att.
11/05/19	at Clemson	W 67-60	7500
11/08/19	Coppin St.	W 74-42	9275
11/13/19	USC Upstate	W 80-57	8536
11/16/19	Lehigh	W 79-53	9275
11/20/19	Delaware St.	W 100-64	8421
11/25/19	vs Michigan St.	W 71-66	2400
11/26/19	vs Dayton	L 62-89	2400
11/27/19	vs BYU	L 77-90	2400
12/06/19	Duke	L 63-77	9275
12/11/19	Chattanooga	W 63-58	8348
12/15/19	Gardner-Webb	W 73-46	9275
12/21/19	VMI	W 64-55	7446
12/29/19	UMES	W 92-37	7642
01/04/20	at Virginia	L 39-65	14629
01/07/20	at Syracuse	W 67-63	16504
01/11/20	NC State	W 72-58	9275
01/14/20	at Wake Forest	W 80-70	4873
01/18/20	Syracuse	L 69-71	9275
01/22/20	North Carolina	W 79-77	9275
01/25/20	at Boston College	L 56-61	6981



## CONFERENCE SEASON STATS

### Game Records

Record	Overall	Home	Away	Neutral
ALL GAMES	5-4	2-2	3-2	0-0
CONFERENCE	5-4	2-2	3-2	0-0
NON-CONFERENCE	0-0	0-0	0-0	0-0

### Score by Periods

Team	1st	2nd	OT	TOT
Virginia Tech	281	292	19	592
Opponents	300	285	17	602

### Team Box Score

No.	Player				Total		3-Point		F-Throw		Rebounds											
		GP-GS	MIN	AVG	FG-FGA	FG%	3FG-FGA	3FG%	FT-FTA	FT%	OFF	DEF	TOT	AVG	PF	DQ	A	TO	BLK	STL	PTS	AVG
2	NOLLEY II, Landers	9-8	316:21	35.1	58-148	.392	20-69	.290	32-41	.780	8	40	48	5.3	24	1	24	36	2	7	168	18.7
15	CONE, Jalen	9-3	175:07	19.5	28-60	.467	24-43	.558	7-8	.875	1	10	11	1.2	14	0	5	9	1	1	87	9.7
23	RADFORD, Tyrece	9-7	216:12	24.0	30-44	.682	0-0	.000	21-30	.700	18	45	63	7.0	12	0	9	5	3	6	81	9.0
4	ALLEYNE, Nahiem	9-4	225:01	25.0	24-66	.364	17-38	.447	13-20	.650	3	21	24	2.7	14	0	12	5	1	4	78	8.7
14	HORNE, P.J.	9-9	284:58	31.7	25-64	.391	9-39	.231	8-12	.667	3	44	47	5.2	20	0	3	10	5	6	67	7.4
3	BEDE, Wabissa	9-9	293:06	32.6	21-49	.429	3-15	.200	10-18	.556	3	36	39	4.3	24	1	53	17	1	12	55	6.1
1	WILKINS, Isaiah	9-2	110:05	12.2	9-36	.250	5-22	.227	4-7	.571	10	14	24	2.7	10	1	9	6	0	5	27	3.0
0	CATTOOR, Hunter	9-3	169:11	18.8	4-29	.138	4-24	.167	8-8	1.000	0	15	15	1.7	10	0	9	5	0	6	20	2.2
21	OJIAKO, John	8-0	52:33	6.6	4-7	.571	0-0	.000	1-3	.333	5	6	11	1.4	10	1	0	1	3	1	9	1.1
24	JOHNSON, Branden	1-0	07:28	7.5	0-1	.000	0-0	.000	0-0	.000	0	1	1	1.0	1	0	0	0	0	1	0	0.0
Team												13	16	29				4				
<b>Total</b>		<b>9</b>	<b>1850</b>		<b>203-504</b>	<b>.403</b>	<b>82-250</b>	<b>.328</b>	<b>104-147</b>	<b>.707</b>	<b>64</b>	<b>248</b>	<b>312</b>	<b>34.7</b>	<b>139</b>	<b>4</b>	<b>124</b>	<b>98</b>	<b>16</b>	<b>49</b>	<b>592</b>	<b>65.8</b>
<b>Opponents</b>		<b>9</b>	<b>1850</b>		<b>223-530</b>	<b>.421</b>	<b>61-209</b>	<b>.292</b>	<b>95-144</b>	<b>.660</b>	<b>70</b>	<b>264</b>	<b>334</b>	<b>37.1</b>	<b>138</b>	<b>3</b>	<b>106</b>	<b>90</b>	<b>25</b>	<b>44</b>	<b>602</b>	<b>66.9</b>

### Team Statistics

	HOKIES	OPP
<b>Scoring</b>	<b>592</b>	<b>602</b>
Points per game	65.8	66.9
Scoring margin	-1.1	-
<b>Field goals-att</b>	<b>203-504</b>	<b>223-530</b>
Field goal pct	.403	.421
<b>3 point fg-att</b>	<b>82-250</b>	<b>61-209</b>
3-point FG pct	.328	.292
3-pt FG made per game	9.1	6.8
<b>Free throws-att</b>	<b>104-147</b>	<b>95-144</b>
Free throw pct	.707	.660
F-Throws made per game	11.6	10.6
<b>Rebounds</b>	<b>312</b>	<b>334</b>
Rebounds per game	34.7	37.1
Rebounding margin	-2.4	-
<b>Assists</b>	<b>124</b>	<b>106</b>
Assists per game	13.8	11.8
<b>Turnovers</b>	<b>98</b>	<b>90</b>
Turnovers per game	10.9	10.0
Turnover margin	-0.9	-
Assist/turnover ratio	1.3	1.2
<b>Steals</b>	<b>49</b>	<b>44</b>
Steals per game	5.4	4.9
<b>Blocks</b>	<b>16</b>	<b>25</b>
Blocks per game	1.8	2.8
<b>Winning streak</b>	<b>0</b>	<b>-</b>
Home win streak	1	-
<b>Attendance</b>	<b>37100</b>	<b>50487</b>
Home games-Avg/Game	4-9275	5-10097
Neutral site-Avg/Game	-	0-0

### Team Results

Date	Opponent		Score	Att.
11/05/2019	at Clemson	W	67-60	7500
12/06/2019	Duke	L	63-77	9275
01/04/2020	at Virginia	L	39-65	14629
01/07/2020	at Syracuse	W	67-63	16504
01/11/2020	NC State	W	72-58	9275
01/14/2020	at Wake Forest	W	80-70	4873
01/18/2020	Syracuse	L	69-71	9275
01/22/2020	North Carolina	Wot2	79-77	9275
01/25/2020	at Boston College	L	56-61	6981





**0**  
Hunter CATTOOR  
G | 6-3 | 205 | Fr.  
Orlando, Fla.  
(cuh-TOUR)




**1**  
Isaiah WILKINS  
G | 6-4 | 225 | So.  
Winston-Salem, N.C.



**2**  
Landers NOLLEY II  
G/F | 6-7 | 225 | r-Fr.  
Atlanta, Ga.  
(NAH-lee)



**3**  
Wabissa BEDE  
G | 6-0 | 200 | Jr.  
North Andover, Mass.  
(wa-BEE-sah BEE-dee)




**4**  
Nahiem ALLEYNE  
G | 6-3 | 195 | Fr.  
Buford, Ga.  
(na-HEEM ah-LEAN)



**10**  
Jonathan KABONGO  
G | 6-4 | 195 | So.  
Toronto, Canada  
(kuh-BONGO)



**11**  
Brendan PALMER  
G | 6-4 | 195 | So.  
Winston-Salem, N.C.



**13**  
Grant YATES  
F | 6-8 | 210 | So.  
Gainesville, Va.



**14**  
P.J. HORNE  
F | 6-6 | 225 | Jr.  
Tifton, Ga.



**15**  
Jalen CONE  
G | 5-10 | 170 | Fr.  
Walkertown, N.C.



**21**  
John OJIAKO  
F | 6-10 | 240 | Fr.  
Lagos, Nigeria  
(OH-gee-ah-co)




**22**  
Keve ALUMA  
F | 6-9 | 240 | Jr.  
Berlin, Md.  
(Kev-aye)



**23**  
Tyrece RADFORD  
G | 6-1 | 205 | r-Fr.  
Baton Rouge, La.  
(TIE-reese)



**24**  
Branden JOHNSON  
F | 6-8 | 230 | Gr.  
Garfield Heights, Ohio



**25**  
Ryan PAYNE  
F | 6-8 | 220 | Jr.  
Mechanicsville, Va.



Mike YOUNG  
Head Coach  
Emory & Henry, 1986  
First season



Chester FRAZIER  
Associate Head Coach  
Illinois, 2009  
First season



Christian WEBSTER  
Assistant Coach  
Harvard, 2013  
Fourth season



Antwon JACKSON  
Assistant Coach  
Pikeville, 1993  
First season

