



Officials: Edward Sidlasky, Carla Fountain, Talisa Green

Virginia Tech - 69

Record: 13-4 (3-3)

NO.	Name	Min	FG			Rebounds			Fouls		TP	AS	TO	ST	Blocks		+/-
			M-A	M-A	M-A	OR	DR	TOT	PF	FD					BS	BA	
21	Lydia Rivers	F 34:00	4-5	0-0	5-6	2	6	8	3	4	13	0	1	0	2	0	7
33	Elizabeth Kitley	C 29:33	6-8	0-1	0-0	4	6	10	3	2	12	2	4	0	1	0	-2
2	Aisha Sheppard	G 35:06	3-15	3-10	4-4	1	2	3	4	6	13	1	3	1	0	1	10
4	Dara Mabrey	G 27:50	4-6	4-5	3-4	0	2	2	2	2	15	0	4	1	0	0	8
5	Taja Cole	G 38:48	4-11	0-2	2-4	0	3	3	1	4	10	8	3	3	1	0	8
0	Trinity Baptiste	19:53	1-6	0-2	4-4	2	8	10	1	2	6	0	1	1	0	0	11
22	Cayla King	14:50	0-3	0-2	0-0	2	1	3	3	1	0	0	1	1	0	1	-2
Team						1	1	2			0	0					
<b>Totals</b>			22-54	7-22	18-22	12	29	41	17	21	69	11	17	7	4	2	8

Technical Fouls::NONE

Shooting By Period		
1st FG%	4-13	30.8%
3PT%	1-4	25.0%
FT%	2-2	100%
2nd FG%	3-12	25.0%
3PT%	1-8	12.5%
FT%	0-0	0%
3rd FG%	8-17	47.1%
3PT%	3-6	50.0%
FT%	7-8	87.5%
4th FG%	7-12	58.3%
3PT%	2-4	50.0%
FT%	9-12	75%
GM FG%	22-54	40.7%
3PT%	7-22	31.8%
FT%	18-22	81.8%

Dead Ball Rebounds: 3, 0

Virginia - 61

Record: 7-11 (2-5)

NO.	Name	Min	FG			Rebounds			Fouls		TP	AS	TO	ST	Blocks		+/-
			M-A	M-A	M-A	OR	DR	TOT	PF	FD					BS	BA	
1	Carole Miller	G 08:11	1-1	0-0	1-2	0	0	0	4	1	3	1	2	0	0	0	-6
4	Dominique Toussaint	G 32:08	6-14	1-6	2-2	1	2	3	5	2	15	1	4	2	1	1	-7
13	Jocelyn Willoughby	G 36:04	7-18	1-5	2-2	2	4	6	4	7	17	1	1	0	0	2	-9
14	Lisa Jablonowski	G 35:07	3-7	0-1	2-2	2	0	2	5	3	8	4	4	1	0	1	-6
23	Amandine Toi	G 35:51	5-6	2-3	0-1	1	3	4	1	1	12	3	1	0	1	0	-5
10	Shemera Williams	30:29	1-9	0-4	0-2	1	7	8	2	3	2	4	3	1	0	0	-10
5	Tihana Stojisavljevic	03:37	0-1	0-0	0-0	0	0	0	0	0	0	0	0	0	0	0	0
15	Kylie Kornegay-Lucas	16:47	2-6	0-1	0-0	1	3	4	0	0	4	1	1	0	0	0	0
0	Dylan Horton	01:46	0-1	0-0	0-0	0	0	0	0	0	0	0	0	0	0	0	3
Team						1	2	3			0	0					
<b>Totals</b>			25-63	4-20	7-11	9	21	30	21	17	61	15	16	4	2	4	-8

Technical Fouls::NONE

Shooting By Period		
1st FG%	7-15	46.7%
3PT%	0-4	0.0%
FT%	0-0	0%
2nd FG%	6-16	37.5%
3PT%	1-3	33.3%
FT%	2-2	100%
3rd FG%	6-15	40.0%
3PT%	2-4	50.0%
FT%	1-3	33.3%
4th FG%	6-17	35.3%
3PT%	1-9	11.1%
FT%	4-6	66.7%
GM FG%	25-63	39.7%
3PT%	4-20	20.0%
FT%	7-11	63.6%

Dead Ball Rebounds: 4, 0

	VT	UVA
Biggest lead	10 (4 <sup>th</sup> 0:07)	13 (2 <sup>nd</sup> 0:19)
Best Scoring Run	7(3 <sup>rd</sup> 6:58)	8(2 <sup>nd</sup> 3:28)
Lead Changes	3	
Times Tied	8	
Time with Lead	05:04	27:31

	VT	UVA
Points from		
Turnovers	9	19
Paint	24	30
Second Chance	7	12
Fast Breaks	2	2
Bench	6	6

Period by Period Scoring					
	1st	2nd	3rd	4th	TOT
VT	11	7	26	25	69
UVA	14	15	15	17	61



**Officials:** Edward Sidlasky, Carla Fountain, Talisa Green

**Period 1**

**Quarter Starters:**

<b>UVA</b>	1 Miller C	4 Toussaint D	13 Willoughby J	14 Jablonowski L	23 Toi A
<b>VT</b>	2 Sheppard A	4 Mabrey D	5 Cole T	21 Rivers L	33 Kitley E

Game Time	UVA	Score	Diff	VT
10:00	14 JABLONOWSKI L jumpball won			33 KITLEY E jumpball lost
09:47	13 WILLOUGHBY J 2pt FG in the paint, layup missed			
09:44				33 KITLEY E defensive rebound (1)
09:31				2 SHEPPARD A turnover bad pass (1)
09:21	13 WILLOUGHBY J 2pt FG outside the paint, jump shot made (2)	<b>2-0</b>	<b>2</b>	
09:21	14 JABLONOWSKI L assist (1)			
09:00				5 COLE T 2pt FG in the paint, layup missed
08:58				21 RIVERS L offensive rebound (1)
08:56		<b>2-2</b>	<b>0</b>	21 RIVERS L 2pt FG in the paint, layup made (2)
08:32	4 TOUSSAINT D turnover lost ball (1)			5 COLE T steal (1)
08:10				4 MABREY D 2pt FG outside the paint, jump shot missed
08:08	defensive rebound (1)			
07:54	13 WILLOUGHBY J 2pt FG in the paint, made (4)	<b>4-2</b>	<b>2</b>	
07:26		<b>4-4</b>	<b>0</b>	33 KITLEY E 2pt FG in the paint, layup made (2)
07:08	1 MILLER C foul offensive (1 - 1)			21 RIVERS L foul drawn (1)
07:08	1 MILLER C turnover offensive (1)			
06:58				33 KITLEY E 3pt FG , jump shot missed
06:56	4 TOUSSAINT D defensive rebound (1)			
06:51	1 MILLER C foul offensive (2 - 2)			2 SHEPPARD A foul drawn (1)
06:51	1 MILLER C turnover offensive (2)			
06:51	1 MILLER C substitution out			
06:51	10 WILLIAMS S substitution in			
06:31				21 RIVERS L 2pt FG outside the paint, jump shot missed
06:29	10 WILLIAMS S defensive rebound (1)			
06:24	10 WILLIAMS S turnover lost ball (1)			2 SHEPPARD A steal (1)
06:18	4 TOUSSAINT D steal (1)			5 COLE T turnover lost ball (1)
06:14	4 TOUSSAINT D 2pt FG fast break outside the paint, jump shot made (2)	<b>6-4</b>	<b>2</b>	
05:53				5 COLE T 3pt FG , jump shot missed
05:49	10 WILLIAMS S defensive rebound (2)			
05:41	13 WILLOUGHBY J 2pt FG outside the paint, jump shot made (6)	<b>8-4</b>	<b>4</b>	
05:41	10 WILLIAMS S assist (1)			
05:27		<b>8-7</b>	<b>1</b>	4 MABREY D 3pt FG , jump shot made (3)
05:27				5 COLE T assist (1)
05:02	4 TOUSSAINT D 3pt FG , jump shot missed			
05:00				21 RIVERS L defensive rebound (2)
04:59	14 JABLONOWSKI L steal (1)			21 RIVERS L turnover lost ball (1)
04:35	4 TOUSSAINT D 2pt FG in the paint, layup made (4)	<b>10-7</b>	<b>3</b>	
04:35	14 JABLONOWSKI L assist (2)			
04:27	4 TOUSSAINT D foul personal (1 - 3)			2 SHEPPARD A foul drawn (2)
04:27	Timeout media			
04:27				33 KITLEY E substitution out



Official Basketball Play by Play - 1st Period  
**Virginia Tech at Virginia**  
 01/19/20 John Paul Jones Arena, Charlottesville, Va.  
 Virginia vs. Virginia Tech

**Game Time:** 8:00 PM  
**Game Duration:** 1:54  
**Attendance:** 4,313

**Officials:** Edward Sidlasky, Carla Fountain, Talisa Green

Game Time	UVA	Score	Diff	VT
04:27				0 BAPTISTE T substitution in
04:25	10 WILLIAMS S foul shooting (1 - 4)			21 RIVERS L foul drawn (2)
04:25		<b>10-8</b>	<b>2</b>	21 RIVERS L free throw 1 - 2 made (3)
04:25		<b>10-9</b>	<b>1</b>	21 RIVERS L free throw 2 - 2 made (4)
04:15	4 TOUSSAINT D 2pt FG in the paint, jump shot missed			
04:11	14 JABLONOWSKI L offensive rebound (1)			
03:59	10 WILLIAMS S 2pt FG in the paint, layup missed			
03:56				21 RIVERS L defensive rebound (3)
03:50				2 SHEPPARD A 3pt FG , jump shot missed
03:48	4 TOUSSAINT D defensive rebound (2)			
03:39	14 JABLONOWSKI L turnover bad pass (1)			0 BAPTISTE T steal (1)
03:28				2 SHEPPARD A 2pt FG in the paint, missed
03:24				2 SHEPPARD A offensive rebound (1)
03:24	jump ball situation			
03:24				4 MABREY D substitution out
03:24				21 RIVERS L substitution out
03:24				22 KING C substitution in
03:24				33 KITLEY E substitution in
03:07				5 COLE T 2pt FG in the paint, missed
03:04	10 WILLIAMS S defensive rebound (3)			
02:55	10 WILLIAMS S 2pt FG in the paint, made (2)	<b>12-9</b>	<b>3</b>	
02:25		<b>12-11</b>	<b>1</b>	33 KITLEY E 2pt FG in the paint, layup made (4)
02:09	14 JABLONOWSKI L 3pt FG , jump shot missed			
02:07	offensive dead ball rebound (1)			
02:07	10 WILLIAMS S foul drawn (1)			0 BAPTISTE T foul personal (1 - 1)
02:02	13 WILLOUGHBY J 2pt FG outside the paint, jump shot made (8)	<b>14-11</b>	<b>3</b>	
01:35				5 COLE T 2pt FG in the paint, jump shot missed
01:32				33 KITLEY E offensive rebound (2)
01:32				33 KITLEY E turnover travel (1)
01:32	14 JABLONOWSKI L substitution out			
01:32	5 STOJSAVLJEVIC T substitution in			
01:21	13 WILLOUGHBY J foul drawn (1)			2 SHEPPARD A foul personal (1 - 2)
01:21				2 SHEPPARD A substitution out
01:21				5 COLE T substitution out
01:21				4 MABREY D substitution in
01:21				21 RIVERS L substitution in
01:08	10 WILLIAMS S 2pt FG in the paint, missed			
01:06				0 BAPTISTE T defensive rebound (1)
00:55				4 MABREY D turnover travel (1)
00:37	4 TOUSSAINT D 3pt FG , jump shot missed			
00:35				4 MABREY D defensive rebound (1)
00:09				4 MABREY D turnover travel (2)
00:09	23 TOI A substitution out			
00:09	15 KORNEGAY-LUCAS K substitution in			
00:09				4 MABREY D substitution out
00:09				5 COLE T substitution in
00:04	15 KORNEGAY-LUCAS K 3pt FG , jump shot missed			
00:01				21 RIVERS L defensive rebound (4)



Official Basketball Play by Play - 1st Period  
**Virginia Tech at Virginia**  
01/19/20 John Paul Jones Arena, Charlottesville, Va.  
Virginia vs. Virginia Tech

**Game Time:** 8:00 PM  
**Game Duration:** 1:54  
**Attendance:** 4,313

**Officials:** Edward Sidlasky, Carla Fountain, Talisa Green

Game Time	UVA	Score	Diff	VT
END OF PERIOD				
UVA 14-11 VT				



**Officials:** Edward Sidlasky, Carla Fountain, Talisa Green

**Virginia Tech - 11**

NO.	Name	F	Min	FG			Rebounds			Fouls		TP	AS	TO	ST	Blocks		+/-
				M-A	3P	FT	OR	DR	TOT	PF	FD					BS	BA	
21	Lydia Rivers	F	07:57	1-2	0-0	2-2	1	3	4	0	2	4	0	1	0	0	0	-1
33	Elizabeth Kitley	C	08:57	2-3	0-1	0-0	1	1	2	0	0	4	0	1	0	0	0	-5
2	Aisha Sheppard	G	08:39	0-2	0-1	0-0	1	0	1	1	2	0	0	1	1	0	0	-3
4	Dara Mabrey	G	07:48	1-2	1-1	0-0	0	1	1	0	0	3	0	2	0	0	0	-1
5	Taja Cole	G	08:48	0-4	0-1	0-0	0	0	0	0	0	0	1	1	1	0	0	-3
0	Trinity Baptiste		04:27	0-0	0-0	0-0	0	1	1	1	0	0	0	0	1	0	0	0
22	Cayla King		03:24	0-0	0-0	0-0	0	0	0	0	0	0	0	0	0	0	0	-2
Team							0	0	0		0		0					
<b>Totals</b>				4-13	1-4	2-2	3	6	9	2	4	11	1	6	3	0	0	-3

Shooting By Period		
1st FG%	4-13	30.8%
3PT%	1-4	25.0%
FT%	2-2	100%
GM FG%	4-13	30.8%
3PT%	1-4	25.0%
FT%	2-2	100.0%

Dead Ball Rebounds: 0, 0

Technical Fouls::NONE

**Virginia - 14**

NO.	Name	G	Min	FG			Rebounds			Fouls		TP	AS	TO	ST	Blocks		+/-
				M-A	3P	FT	OR	DR	TOT	PF	FD					BS	BA	
1	Carole Miller	G	03:09	0-0	0-0	0-0	0	0	0	2	0	0	0	2	0	0	0	0
4	Dominique Toussaint	G	10:00	2-5	0-2	0-0	0	2	2	1	0	4	0	1	1	0	0	3
13	Jocelyn Willoughby	G	10:00	4-5	0-0	0-0	0	0	0	0	1	8	0	0	0	0	0	3
14	Lisa Jablonowski	G	08:28	0-1	0-1	0-0	1	0	1	0	0	0	2	1	1	0	0	3
23	Amandine Toi	G	09:51	0-0	0-0	0-0	0	0	0	0	0	0	0	0	0	0	0	3
10	Shemera Williams		06:51	1-3	0-0	0-0	0	3	3	1	1	2	1	1	0	0	0	3
5	Tihana Stojisavljevic		01:32	0-0	0-0	0-0	0	0	0	0	0	0	0	0	0	0	0	0
15	Kylie Kornegay-Lucas		00:09	0-1	0-1	0-0	0	0	0	0	0	0	0	0	0	0	0	0
Team							0	1	1		0		0					
<b>Totals</b>				7-15	0-4	0-0	1	6	7	4	2	14	3	5	2	0	0	3

Shooting By Period		
1st FG%	7-15	46.7%
3PT%	0-4	0.0%
FT%	0-0	0%
GM FG%	7-15	46.7%
3PT%	0-4	0.0%
FT%	0-0	0.0%

Dead Ball Rebounds: 1, 0

Technical Fouls::NONE

	VT	UVA
<b>Biggest lead</b>	0 (1 <sup>st</sup> 10:00)	4 (1 <sup>st</sup> 5:41)
<b>Best Scoring Run</b>	3(1 <sup>st</sup> 5:27)	4(1 <sup>st</sup> 5:41)
<b>Lead Changes</b>	0	
<b>Times Tied</b>	2	
<b>Time with Lead</b>	00:00	07:07

Points from	VT	UVA
<b>Turnovers</b>	0	6
<b>Paint</b>	6	6
<b>Second Chance</b>	2	2
<b>Fast Breaks</b>	0	2
<b>Bench</b>	0	2

	Period by Period Scoring	
	1st	TOT
<b>VT</b>	11	11
<b>UVA</b>	14	14



**Officials:** Edward Sidlasky, Carla Fountain, Talisa Green

**Period 2**

**Quarter Starters:**

<b>UVA</b>	4 Toussaint D	5 Stojsavljevic T	10 Williams S	13 Willoughby J	15 Kornegay-Lucas K
<b>VT</b>	0 Baptiste T	5 Cole T	21 Rivers L	22 King C	33 Kitley E

Game Time	UVA	Score	Diff	VT
09:45	10 WILLIAMS S turnover bad pass (2)			
09:29				22 KING C 3pt FG , jump shot missed
09:26				0 BAPTISTE T offensive rebound (2)
09:21				0 BAPTISTE T 3pt FG , jump shot missed
09:16	10 WILLIAMS S defensive rebound (4)			
09:12	5 STOJSAVLJEVIC T 2pt FG in the paint, layup missed			
09:10				0 BAPTISTE T defensive rebound (3)
08:58				22 KING C turnover travel (1)
08:58				22 KING C substitution out
08:58				2 SHEPPARD A substitution in
08:43	15 KORNEGAY-LUCAS K 2pt FG in the paint, made (2)	<b>16-11</b>	<b>5</b>	
08:17		<b>16-13</b>	<b>3</b>	33 KITLEY E 2pt FG in the paint, layup made (6)
08:17				5 COLE T assist (2)
07:58	10 WILLIAMS S 3pt FG , jump shot missed			
07:56				5 COLE T defensive rebound (1)
07:55				5 COLE T turnover travel (2)
07:55	5 STOJSAVLJEVIC T substitution out			
07:55	14 JABLONOWSKI L substitution in			
07:55				0 BAPTISTE T substitution out
07:55				4 MABREY D substitution in
07:48	14 JABLONOWSKI L 2pt FG in the paint, layup missed			
07:46				33 KITLEY E defensive rebound (3)
07:37				2 SHEPPARD A 2pt FG outside the paint, jump shot missed
07:33	15 KORNEGAY-LUCAS K defensive rebound (1)			
07:27	15 KORNEGAY-LUCAS K 2pt FG in the paint, jump shot missed			
07:24				defensive rebound (14)
07:24	10 WILLIAMS S substitution out			
07:24	23 TOI A substitution in			
07:04				2 SHEPPARD A 3pt FG , jump shot missed
07:02	13 WILLOUGHBY J defensive rebound (1)			
06:59	13 WILLOUGHBY J 2pt FG in the paint, layup blocked			
06:59				21 RIVERS L block (1)
06:54	13 WILLOUGHBY J offensive rebound (2)			
06:44	4 TOUSSAINT D 3pt FG , jump shot missed			
06:42	4 TOUSSAINT D offensive rebound (3)			
06:40	14 JABLONOWSKI L 2pt FG in the paint, layup made (2)	<b>18-13</b>	<b>5</b>	
06:40	4 TOUSSAINT D assist (1)			
06:39				Timeout 30 Sec
06:39	Timeout media			
06:39	13 WILLOUGHBY J substitution out			
06:39	10 WILLIAMS S substitution in			
06:39				2 SHEPPARD A substitution out
06:39				22 KING C substitution in



Official Basketball Play by Play - 2nd Period  
**Virginia Tech at Virginia**  
 01/19/20 John Paul Jones Arena, Charlottesville, Va.  
 Virginia vs. Virginia Tech

**Game Time:** 8:00 PM  
**Game Duration:** 1:54  
**Attendance:** 4,313

**Officials:** Edward Sidlasky, Carla Fountain, Talisa Green

Game Time	UVA	Score	Diff	VT
06:19				33 KITLEY E turnover travel (2)
06:00	14 JABLONOWSKI L 2pt FG in the paint, layup blocked			
06:00				33 KITLEY E block (1)
06:00	offensive rebound (13)			
05:50	23 TOI A 2pt FG in the paint, jump shot made (2)	<b>20-13</b>	<b>7</b>	
05:50	10 WILLIAMS S assist (2)			
05:25	4 TOUSSAINT D steal (2)			5 COLE T turnover lost ball (3)
05:23	14 JABLONOWSKI L foul drawn (1)			33 KITLEY E foul personal (1 - 1)
05:14	4 TOUSSAINT D turnover bad pass (2)			
05:14	15 KORNEGAY-LUCAS K substitution out			
05:14	13 WILLOUGHBY J substitution in			
04:44				5 COLE T 3pt FG , jump shot missed
04:41				22 KING C offensive rebound (1)
04:41	4 TOUSSAINT D foul personal (2 - 1)			22 KING C foul drawn (1)
04:41				33 KITLEY E substitution out
04:41				0 BAPTISTE T substitution in
04:30				0 BAPTISTE T 3pt FG , jump shot missed
04:28	defensive rebound (14)			
04:28	4 TOUSSAINT D foul drawn (1)			22 KING C foul personal (1 - 2)
04:08	13 WILLOUGHBY J foul drawn (2)			22 KING C foul personal (2 - 3)
04:08	4 TOUSSAINT D substitution out			
04:08	15 KORNEGAY-LUCAS K substitution in			
04:08				4 MABREY D substitution out
04:08				2 SHEPPARD A substitution in
04:06	13 WILLOUGHBY J 2pt FG outside the paint, jump shot made (10)	<b>22-13</b>	<b>9</b>	
04:06	10 WILLIAMS S assist (3)			
03:41				2 SHEPPARD A turnover travel (2)
03:29	13 WILLOUGHBY J foul drawn (3)			21 RIVERS L foul personal (1 - 4)
03:28	15 KORNEGAY-LUCAS K 2pt FG in the paint, layup made (4)	<b>24-13</b>	<b>11</b>	
03:28	10 WILLIAMS S assist (4)			
02:54		<b>24-16</b>	<b>8</b>	2 SHEPPARD A 3pt FG , jump shot made (3)
02:54				5 COLE T assist (3)
02:30	13 WILLOUGHBY J 2pt FG outside the paint, jump shot missed			
02:28				0 BAPTISTE T defensive rebound (4)
02:08				5 COLE T 2pt FG outside the paint, jump shot missed
02:06	15 KORNEGAY-LUCAS K defensive rebound (2)			
01:55	10 WILLIAMS S 2pt FG outside the paint, jump shot missed			
01:53				2 SHEPPARD A defensive rebound (2)
01:46	13 WILLOUGHBY J foul drawn (4)			2 SHEPPARD A foul offensive (2 - 5)
01:46				2 SHEPPARD A turnover offensive (3)
01:46	10 WILLIAMS S substitution out			
01:46	0 HORTON D substitution in			
01:46				0 BAPTISTE T substitution out
01:46				33 KITLEY E substitution in
01:35	13 WILLOUGHBY J 3pt FG , jump shot made (13)	<b>27-16</b>	<b>11</b>	
01:35	23 TOI A assist (1)			
01:25				2 SHEPPARD A 3pt FG , jump shot missed
01:23	15 KORNEGAY-LUCAS K defensive rebound (3)			



Official Basketball Play by Play - 2nd Period  
**Virginia Tech at Virginia**  
 01/19/20 John Paul Jones Arena, Charlottesville, Va.  
 Virginia vs. Virginia Tech

**Game Time:** 8:00 PM  
**Game Duration:** 1:54  
**Attendance:** 4,313

**Officials:** Edward Sidlasky, Carla Fountain, Talisa Green

Game Time	UVA	Score	Diff	VT
01:16	jump ball situation			
01:16	15 KORNEGAY-LUCAS K turnover lost ball (1)			22 KING C steal (1)
01:16				22 KING C substitution out
01:16				4 MABREY D substitution in
00:56				2 SHEPPARD A 3pt FG , jump shot missed
00:54	13 WILLOUGHBY J defensive rebound (3)			
00:31	0 HORTON D 2pt FG in the paint, jump shot missed			
00:29	14 JABLONOWSKI L offensive rebound (2)			
00:19	13 WILLOUGHBY J foul drawn (5)			5 COLE T foul personal (1 - 6)
00:19	13 WILLOUGHBY J free throw 1 - 2 made (14)	<b>28-16</b>	<b>12</b>	
00:19	13 WILLOUGHBY J free throw 2 - 2 made (15)	<b>29-16</b>	<b>13</b>	
00:05		<b>29-18</b>	<b>11</b>	5 COLE T 2pt FG in the paint, made (2)
<b>END OF PERIOD</b>				
<b>UVA 29-18 VT</b>				





**Officials:** Edward Sidlasky, Carla Fountain, Talisa Green

**Virginia Tech - 7**

NO.	Name	F	Min	FG			Rebounds			Fouls		TP	AS	TO	ST	Blocks		+/-
				M-A	3P	FT	OR	DR	TOT	PF	FD					BS	BA	
21	Lydia Rivers	F	10:00	0-0	0-0	0-0	0	0	0	1	0	0	0	0	0	1	0	-8
33	Elizabeth Kitley	C	07:05	1-1	0-0	0-0	0	1	1	1	0	2	0	1	0	1	0	-7
2	Aisha Sheppard	G	06:27	1-5	1-4	0-0	0	1	1	1	0	3	0	2	0	0	0	-6
4	Dara Mabrey	G	05:03	0-0	0-0	0-0	0	0	0	0	0	0	0	0	0	0	0	-4
5	Taja Cole	G	10:00	1-3	0-1	0-0	0	1	1	1	0	2	2	2	0	0	0	-8
22	Cayla King		06:25	0-1	0-1	0-0	1	0	1	2	1	0	0	1	1	0	0	-6
0	Trinity Baptiste		05:00	0-2	0-2	0-0	1	2	3	0	0	0	0	0	0	0	0	-1
Team							0	1	1			0		0				
<b>Totals</b>				3-12	1-8	0-0	2	6	8	6	1	7	2	6	1	2	0	-8

Shooting By Period		
2 <sup>nd</sup> FG%	3-12	25.0%
3PT%	1-8	12.5%
FT%	0-0	0%
GM FG%	3-12	25.0%
3PT%	1-8	12.5%
FT%	0-0	0.0%

Dead Ball Rebounds: 0, 0

Technical Fouls::NONE

**Virginia - 15**

NO.	Name	G	Min	FG			Rebounds			Fouls		TP	AS	TO	ST	Blocks		+/-
				M-A	3P	FT	OR	DR	TOT	PF	FD					BS	BA	
1	Carole Miller	G	00:00															
4	Dominique Toussaint	G	05:52	0-1	0-1	0-0	1	0	1	1	1	0	1	1	1	0	0	4
13	Jocelyn Willoughby	G	08:35	2-4	1-1	2-2	1	2	3	0	4	7	0	0	0	0	1	6
14	Lisa Jablonowski	G	07:55	1-3	0-0	0-0	1	0	1	0	1	2	0	0	0	0	1	8
23	Amandine Toi	G	07:24	1-1	0-0	0-0	0	0	0	0	0	2	1	0	0	0	0	8
5	Tihana Stojisavljevic		02:05	0-1	0-0	0-0	0	0	0	0	0	0	0	0	0	0	0	0
10	Shemera Williams		07:29	0-2	0-1	0-0	0	1	1	0	0	0	3	1	0	0	0	3
15	Kylie Kornegay-Lucas		08:54	2-3	0-0	0-0	0	3	3	0	0	4	0	1	0	0	0	8
0	Dylan Horton		01:46	0-1	0-0	0-0	0	0	0	0	0	0	0	0	0	0	0	3
Team							1	1	2			0		0				
<b>Totals</b>				6-16	1-3	2-2	4	7	11	1	6	15	5	3	1	0	2	8

Shooting By Period		
2 <sup>nd</sup> FG%	6-16	37.5%
3PT%	1-3	33.3%
FT%	2-2	100%
GM FG%	6-16	37.5%
3PT%	1-3	33.3%
FT%	2-2	100.0%

Dead Ball Rebounds: 0, 0

Technical Fouls::NONE

	VT	UVA
<b>Biggest lead</b>	0 (1 <sup>st</sup> 10:00)	13 (2 <sup>nd</sup> 0:19)
<b>Best Scoring Run</b>	3(2 <sup>nd</sup> 2:54)	8(2 <sup>nd</sup> 3:28)
<b>Lead Changes</b>	0	
<b>Times Tied</b>	0	
<b>Time with Lead</b>	00:00	09:29

Points from	VT	UVA
<b>Turnovers</b>	0	9
<b>Paint</b>	4	8
<b>Second Chance</b>	0	6
<b>Fast Breaks</b>	0	0
<b>Bench</b>	0	4

	Period by Period Scoring	
	2nd	TOT
<b>VT</b>	7	7
<b>UVA</b>	15	15



Officials: Edward Sidlasky, Carla Fountain, Talisa Green

Virginia Tech - 18

NO.	Name	F/C	Min	FG			Rebounds			Fouls		TP	AS	TO	ST	Blocks		+/-
				M-A	M-A	M-A	OR	DR	TOT	PF	FD					BS	BA	
21	Lydia Rivers	F	17:57	1-2	0-0	2-2	1	3	4	1	2	4	0	1	0	1	0	-9
33	Elizabeth Kitley	C	16:02	3-4	0-1	0-0	1	2	3	1	0	6	0	2	0	1	0	-12
2	Aisha Sheppard	G	15:06	1-7	1-5	0-0	1	1	2	2	2	3	0	3	1	0	0	-9
4	Dara Mabrey	G	12:51	1-2	1-1	0-0	0	1	1	0	0	3	0	2	0	0	0	-5
5	Taja Cole	G	18:48	1-7	0-2	0-0	0	1	1	1	0	2	3	3	1	0	0	-11
0	Trinity Baptiste		09:27	0-2	0-2	0-0	1	3	4	1	0	0	0	0	1	0	0	-1
22	Cayla King		09:49	0-1	0-1	0-0	1	0	1	2	1	0	0	1	1	0	0	-8
Team							0	1	1			0		0				
<b>Totals</b>				7-25	2-12	2-2	5	12	17	8	5	18	3	12	4	2	0	-11

Shooting By Period		
1 <sup>st</sup> FG%	4-13	30.8%
3PT%	1-4	25.0%
FT%	2-2	100%
2 <sup>nd</sup> FG%	3-12	25.0%
3PT%	1-8	12.5%
FT%	0-0	0%
GM FG%	7-25	28.0%
3PT%	2-12	16.7%
FT%	2-2	100.0%

Dead Ball Rebounds: 0, 0

Technical Fouls::NONE

Virginia - 29

NO.	Name	F/C	Min	FG			Rebounds			Fouls		TP	AS	TO	ST	Blocks		+/-
				M-A	M-A	M-A	OR	DR	TOT	PF	FD					BS	BA	
1	Carole Miller	G	03:09	0-0	0-0	0-0	0	0	0	2	0	0	0	2	0	0	0	0
4	Dominique Toussaint	G	15:52	2-6	0-3	0-0	1	2	3	2	1	4	1	2	2	0	0	7
13	Jocelyn Willoughby	G	18:35	6-9	1-1	2-2	1	2	3	0	5	15	0	0	0	0	1	9
14	Lisa Jablonowski	G	16:23	1-4	0-1	0-0	2	0	2	0	1	2	2	1	1	0	1	11
23	Amandine Toi	G	17:15	1-1	0-0	0-0	0	0	0	0	0	2	1	0	0	0	0	11
10	Shemera Williams		14:20	1-5	0-1	0-0	0	4	4	1	1	2	4	2	0	0	0	6
5	Tihana Stojisavljevic		03:37	0-1	0-0	0-0	0	0	0	0	0	0	0	0	0	0	0	0
15	Kylie Kornegay-Lucas		09:03	2-4	0-1	0-0	0	3	3	0	0	4	0	1	0	0	0	8
0	Dylan Horton		01:46	0-1	0-0	0-0	0	0	0	0	0	0	0	0	0	0	0	3
Team							1	2	3			0		0				
<b>Totals</b>				13-31	1-7	2-2	5	13	18	5	8	29	8	8	3	0	2	11

Shooting By Period		
1 <sup>st</sup> FG%	7-15	46.7%
3PT%	0-4	0.0%
FT%	0-0	0%
2 <sup>nd</sup> FG%	6-16	37.5%
3PT%	1-3	33.3%
FT%	2-2	100%
GM FG%	13-31	41.9%
3PT%	1-7	14.3%
FT%	2-2	100.0%

Dead Ball Rebounds: 1, 0

Technical Fouls::NONE

	VT	UVA
Biggest lead	0 (1 <sup>st</sup> 10:00)	13 (2 <sup>nd</sup> 0:19)
Best Scoring Run	3(1 <sup>st</sup> 5:27)	8(2 <sup>nd</sup> 3:28)
Lead Changes	0	
Times Tied	2	
Time with Lead	00:00	17:07

Points from	VT	UVA
Turnovers	0	15
Paint	10	14
Second Chance	2	8
Fast Breaks	0	2
Bench	0	6

	Period by Period Scoring		
	1st	2nd	TOT
VT	11	7	18
UVA	14	15	29



**Officials:** Edward Sidlasky, Carla Fountain, Talisa Green

**Period 3**

**Quarter Starters:**

<b>UVA</b>	13 Willoughby J	14 Jablonowski L	23 Toi A	1 Miller C	4 Toussaint D
<b>VT</b>	2 Sheppard A	4 Mabrey D	5 Cole T	21 Rivers L	33 Kitley E

Game Time	UVA	Score	Diff	VT
10:00	0 HORTON D substitution out			
10:00	15 KORNEGAY-LUCAS K substitution out			
10:00	1 MILLER C substitution in			
10:00	4 TOUSSAINT D substitution in			
09:50	14 JABLONOWSKI L 2pt FG outside the paint, jump shot made (4)	<b>31-18</b>	<b>13</b>	
09:50	1 MILLER C assist (1)			
09:30		<b>31-20</b>	<b>11</b>	21 RIVERS L 2pt FG in the paint, layup made (6)
09:30				33 KITLEY E assist (1)
09:00	1 MILLER C foul drawn (1)			4 MABREY D foul shooting (1 - 1)
09:00	1 MILLER C free throw 1 - 2 missed			
09:00	offensive dead ball rebound (2)			
09:00	1 MILLER C free throw 2 - 2 made (1)	<b>32-20</b>	<b>12</b>	
08:49		<b>32-23</b>	<b>9</b>	2 SHEPPARD A 3pt FG , jump shot made (6)
08:35	13 WILLOUGHBY J 2pt FG outside the paint, jump shot blocked			
08:35				21 RIVERS L block (2)
08:31				33 KITLEY E defensive rebound (4)
08:22		<b>32-25</b>	<b>7</b>	33 KITLEY E 2pt FG in the paint, layup made (8)
07:59	13 WILLOUGHBY J foul drawn (6)			21 RIVERS L foul personal (2 - 2)
07:59	1 MILLER C substitution out			
07:59	10 WILLIAMS S substitution in			
07:50	23 TOI A turnover travel (1)			
07:32				4 MABREY D 3pt FG , missed
07:29	13 WILLOUGHBY J defensive rebound (4)			
07:07	13 WILLOUGHBY J 2pt FG in the paint, jump shot missed			
07:05				21 RIVERS L defensive rebound (5)
06:58		<b>32-27</b>	<b>5</b>	21 RIVERS L 2pt FG outside the paint, jump shot made (8)
06:58				2 SHEPPARD A assist (1)
06:49	Timeout 30 Sec			
06:49	Timeout media			
06:38	23 TOI A 3pt FG , jump shot made (5)	<b>35-27</b>	<b>8</b>	
06:38	14 JABLONOWSKI L assist (3)			
06:26		<b>35-30</b>	<b>5</b>	4 MABREY D 3pt FG , jump shot made (6)
06:26				5 COLE T assist (4)
06:06	23 TOI A 3pt FG , jump shot made (8)	<b>38-30</b>	<b>8</b>	
06:06	14 JABLONOWSKI L assist (4)			
05:39	13 WILLOUGHBY J foul shooting (1 - 1)			21 RIVERS L foul drawn (3)
05:39		<b>38-31</b>	<b>7</b>	21 RIVERS L free throw 1 - 2 made (9)
05:39		<b>38-32</b>	<b>6</b>	21 RIVERS L free throw 2 - 2 made (10)
05:20	13 WILLOUGHBY J 2pt FG in the paint, jump shot missed			
05:18				21 RIVERS L defensive rebound (6)
05:14				5 COLE T 2pt FG in the paint, missed
05:11	10 WILLIAMS S defensive rebound (5)			



Official Basketball Play by Play - 3rd Period  
**Virginia Tech at Virginia**  
 01/19/20 John Paul Jones Arena, Charlottesville, Va.  
 Virginia vs. Virginia Tech

**Game Time:** 8:00 PM  
**Game Duration:** 1:54  
**Attendance:** 4,313

**Officials:** Edward Sidlasky, Carla Fountain, Talisa Green

Game Time	UVA	Score	Diff	VT
05:08	14 JABLONOWSKI L turnover lost ball (2)			4 MABREY D steal (1)
05:01				4 MABREY D turnover travel (3)
05:01				4 MABREY D substitution out
05:01				33 KITLEY E substitution out
05:01				0 BAPTISTE T substitution in
05:01				22 KING C substitution in
04:50	14 JABLONOWSKI L foul offensive (1 - 2)			2 SHEPPARD A foul drawn (3)
04:50	14 JABLONOWSKI L turnover offensive (3)			
04:50	Timeout media			
04:35		<b>38-34</b>	<b>4</b>	0 BAPTISTE T 2pt FG outside the paint, made (2)
04:19	4 TOUSSAINT D turnover bad pass (3)			5 COLE T steal (2)
03:56	4 TOUSSAINT D foul personal (3 - 3)			5 COLE T foul drawn (1)
03:56	14 JABLONOWSKI L substitution out			
03:56	15 KORNEGAY-LUCAS K substitution in			
03:54				2 SHEPPARD A 2pt FG in the paint, layup blocked
03:54	4 TOUSSAINT D block (1)			
03:52				offensive rebound (21)
03:49				0 BAPTISTE T 2pt FG outside the paint, jump shot missed
03:47				22 KING C offensive rebound (2)
03:39				0 BAPTISTE T 2pt FG in the paint, layup missed
03:37				21 RIVERS L offensive rebound (7)
03:37	13 WILLOUGHBY J foul shooting (2 - 4)			21 RIVERS L foul drawn (4)
03:37				21 RIVERS L free throw 1 - 2 missed
03:37				offensive dead ball rebound (1)
03:37		<b>38-35</b>	<b>3</b>	21 RIVERS L free throw 2 - 2 made (11)
03:20	4 TOUSSAINT D 2pt FG outside the paint, jump shot blocked			
03:20				5 COLE T block (1)
03:16				2 SHEPPARD A defensive rebound (3)
03:12				22 KING C 2pt FG outside the paint, missed
03:09	10 WILLIAMS S defensive rebound (6)			
03:10	10 WILLIAMS S foul offensive (2 - 5)			2 SHEPPARD A foul drawn (4)
03:10	10 WILLIAMS S turnover offensive (3)			
03:10	4 TOUSSAINT D substitution out			
03:10	14 JABLONOWSKI L substitution in			
03:10				21 RIVERS L substitution out
03:10				33 KITLEY E substitution in
02:56				22 KING C 3pt FG , jump shot blocked
02:56	23 TOI A block (1)			
02:54				33 KITLEY E offensive rebound (5)
02:54	jump ball situation			
02:51	14 JABLONOWSKI L foul drawn (2)			33 KITLEY E foul offensive (2 - 3)
02:51				33 KITLEY E turnover offensive (3)
02:44	15 KORNEGAY-LUCAS K 2pt FG in the paint, layup missed			
02:39				0 BAPTISTE T defensive rebound (5)
02:31	13 WILLOUGHBY J foul shooting (3 - 6)			2 SHEPPARD A foul drawn (5)
02:31		<b>38-36</b>	<b>2</b>	2 SHEPPARD A free throw 1 - 2 made (7)
02:31		<b>38-37</b>	<b>1</b>	2 SHEPPARD A free throw 2 - 2 made (8)
02:31	13 WILLOUGHBY J substitution out			
02:31	1 MILLER C substitution in			



Official Basketball Play by Play - 3rd Period  
**Virginia Tech at Virginia**  
 01/19/20 John Paul Jones Arena, Charlottesville, Va.  
 Virginia vs. Virginia Tech

**Game Time:** 8:00 PM  
**Game Duration:** 1:54  
**Attendance:** 4,313

**Officials:** Edward Sidlasky, Carla Fountain, Talisa Green

Game Time	UVA	Score	Diff	VT
02:13	14 JABLONOWSKI L 2pt FG in the paint, layup made (6)	<b>40-37</b>	<b>3</b>	
02:13	23 TOI A assist (2)			
01:58		<b>40-40</b>	<b>0</b>	2 SHEPPARD A 3pt FG , jump shot made (11)
01:58				5 COLE T assist (5)
01:33	1 MILLER C 2pt FG in the paint, made (3)	<b>42-40</b>	<b>2</b>	
01:16				33 KITLEY E 2pt FG in the paint, jump shot missed
01:13				0 BAPTISTE T offensive rebound (6)
01:13	1 MILLER C foul personal (3 - 7)			0 BAPTISTE T foul drawn (1)
01:13		<b>42-41</b>	<b>1</b>	0 BAPTISTE T free throw 1 - 2 made (3)
01:13		<b>42-42</b>	<b>0</b>	0 BAPTISTE T free throw 2 - 2 made (4)
01:00	10 WILLIAMS S 3pt FG , jump shot missed			
00:54	15 KORNEGAY-LUCAS K offensive rebound (4)			
00:53	10 WILLIAMS S 3pt FG , jump shot missed			
00:50				0 BAPTISTE T defensive rebound (7)
00:45				2 SHEPPARD A 3pt FG , jump shot missed
00:42	10 WILLIAMS S defensive rebound (7)			
00:38	10 WILLIAMS S 2pt FG in the paint, layup missed			
00:37	23 TOI A offensive rebound (1)			
00:37	23 TOI A 2pt FG in the paint, layup made (10)	<b>44-42</b>	<b>2</b>	
00:37	23 TOI A foul drawn (1)			22 KING C foul shooting (3 - 4)
00:37	23 TOI A free throw 1 - 1 missed			
00:35				33 KITLEY E defensive rebound (6)
00:20		<b>44-44</b>	<b>0</b>	33 KITLEY E 2pt FG in the paint, layup made (10)
00:20				5 COLE T assist (6)
00:04	15 KORNEGAY-LUCAS K 2pt FG in the paint, missed			
00:01				22 KING C defensive rebound (3)
<b>END OF PERIOD</b>				
<b>UVA 44-44 VT</b>				



**Officials:** Edward Sidlasky, Carla Fountain, Talisa Green

**Virginia Tech - 26**

NO.	Name	F	Min	FG			Rebounds			Fouls		TP	AS	TO	ST	Blocks		+/-
				M-A	M-A	M-A	OR	DR	TOT	PF	FD					BS	BA	
21	Lydia Rivers	F	06:50	2-2	0-0	3-4	1	2	3	1	2	7	0	0	0	1	0	8
33	Elizabeth Kitley	C	08:09	2-3	0-0	0-0	1	2	3	1	0	4	1	1	0	0	0	8
2	Aisha Sheppard	G	10:00	2-4	2-3	2-2	0	1	1	0	3	8	1	0	0	0	1	11
4	Dara Mabrey	G	04:59	1-2	1-2	0-0	0	0	0	1	0	3	0	1	1	0	0	5
5	Taja Cole	G	10:00	0-1	0-0	0-0	0	0	0	0	1	0	3	0	1	1	0	11
0	Trinity Baptiste		05:01	1-3	0-0	2-2	1	2	3	0	1	4	0	0	0	0	0	6
22	Cayla King		05:01	0-2	0-1	0-0	1	1	2	1	0	0	0	0	0	0	1	6
Team							1	0	1			0		0				
<b>Totals</b>				8-17	3-6	7-8	5	8	13	4	7	26	5	2	2	2	2	11

Shooting By Period		
3rd FG%	8-17	47.1%
3PT%	3-6	50.0%
FT%	7-8	87.5%
GM FG%	8-17	47.1%
3PT%	3-6	50.0%
FT%	7-8	87.5%

Dead Ball Rebounds: 1, 0

Technical Fouls::NONE

**Virginia - 15**

NO.	Name	G	Min	FG			Rebounds			Fouls		TP	AS	TO	ST	Blocks		+/-
				M-A	M-A	M-A	OR	DR	TOT	PF	FD					BS	BA	
1	Carole Miller	G	04:32	1-1	0-0	1-2	0	0	0	1	1	3	1	0	0	0	0	-5
4	Dominique Toussaint	G	06:50	0-1	0-0	0-0	0	0	0	1	0	0	0	1	0	1	1	-8
13	Jocelyn Willoughby	G	07:29	0-3	0-0	0-0	0	1	1	3	1	0	0	0	0	0	1	-10
14	Lisa Jablonowski	G	09:14	2-2	0-0	0-0	0	0	0	1	1	4	2	2	0	0	0	-10
23	Amandine Toi	G	10:00	3-3	2-2	0-1	1	0	1	0	1	8	1	1	0	1	0	-11
0	Dylan Horton		00:00															
10	Shemera Williams		07:59	0-3	0-2	0-0	0	3	3	1	0	0	0	1	0	0	0	-7
15	Kylie Kornegay-Lucas		03:56	0-2	0-0	0-0	1	0	1	0	0	0	0	0	0	0	0	-4
Team							0	0	0			0		0				
<b>Totals</b>				6-15	2-4	1-3	2	4	6	7	4	15	4	5	0	2	2	-11

Shooting By Period		
3rd FG%	6-15	40.0%
3PT%	2-4	50.0%
FT%	1-3	33.3%
GM FG%	6-15	40.0%
3PT%	2-4	50.0%
FT%	1-3	33.3%

Dead Ball Rebounds: 1, 0

Technical Fouls::NONE

	VT	UVA	Points from		VT	UVA	Period by Period Scoring	
<b>Biggest lead</b>	0 (1 <sup>st</sup> 10:00)	13 (3 <sup>rd</sup> 9:50)	<b>Turnovers</b>	3	0		3rd	TOT
<b>Best Scoring Run</b>	7(3 <sup>rd</sup> 6:58)	3(3 <sup>rd</sup> 6:38)	<b>Paint</b>	6	6	VT	26	26
<b>Lead Changes</b>	0		<b>Second Chance</b>	3	2	UVA	15	15
<b>Times Tied</b>	3		<b>Fast Breaks</b>	0	0			
<b>Time with Lead</b>	00:00	08:29	<b>Bench</b>	4	0			



**Period 4**

**Quarter Starters:**

<b>UVA</b>	4 Toussaint D	10 Williams S	13 Willoughby J	14 Jablonowski L	23 Toi A
<b>VT</b>	0 Baptiste T	2 Sheppard A	4 Mabrey D	5 Cole T	33 Kitley E

Game Time	UVA	Score	Diff	VT
10:00	1 MILLER C substitution out			
10:00	15 KORNEGAY-LUCAS K substitution out			
10:00	4 TOUSSAINT D substitution in			
10:00	13 WILLOUGHBY J substitution in			
10:00				22 KING C substitution out
10:00				4 MABREY D substitution in
09:51	13 WILLOUGHBY J 2pt FG in the paint, missed			
09:49				33 KITLEY E defensive rebound (7)
09:45				2 SHEPPARD A 2pt FG in the paint, layup missed
09:41	23 TOI A defensive rebound (2)			
09:16	14 JABLONOWSKI L 2pt FG in the paint, layup missed			
09:13				33 KITLEY E defensive rebound (8)
09:13				33 KITLEY E turnover bad pass (4)
09:13				0 BAPTISTE T substitution out
09:13				21 RIVERS L substitution in
09:01	13 WILLOUGHBY J 2pt FG in the paint, made (17)	<b>46-44</b>	<b>2</b>	
08:48	23 TOI A foul shooting (1 - 1)			4 MABREY D foul drawn (1)
08:48		<b>46-45</b>	<b>1</b>	4 MABREY D free throw 1 - 2 made (7)
08:48		<b>46-46</b>	<b>0</b>	4 MABREY D free throw 2 - 2 made (8)
08:34	14 JABLONOWSKI L turnover travel (4)			
08:24				2 SHEPPARD A 3pt FG , jump shot missed
08:22				33 KITLEY E offensive rebound (9)
08:22	14 JABLONOWSKI L foul personal (2 - 2)			33 KITLEY E foul drawn (1)
08:22	10 WILLIAMS S substitution out			
08:22	15 KORNEGAY-LUCAS K substitution in			
08:22	14 JABLONOWSKI L foul personal (3 - 3)			33 KITLEY E foul drawn (2)
08:17				2 SHEPPARD A 3pt FG , jump shot missed
08:15				33 KITLEY E offensive rebound (10)
08:14		<b>46-48</b>	<b>-2</b>	33 KITLEY E 2pt FG in the paint, layup made (12)
07:58	4 TOUSSAINT D 2pt FG in the paint, layup made (6)	<b>48-48</b>	<b>0</b>	
07:58	15 KORNEGAY-LUCAS K assist (1)			
07:26				2 SHEPPARD A 2pt FG outside the paint, jump shot missed
07:23	23 TOI A defensive rebound (3)			
07:17	4 TOUSSAINT D 3pt FG , jump shot made (9)	<b>51-48</b>	<b>3</b>	
07:17	23 TOI A assist (3)			
06:56		<b>51-50</b>	<b>1</b>	5 COLE T 2pt FG in the paint, made (4)
06:32	14 JABLONOWSKI L foul drawn (3)			33 KITLEY E foul shooting (3 - 1)
06:32				33 KITLEY E substitution out
06:32				0 BAPTISTE T substitution in
06:32	23 TOI A substitution out			
06:32	10 WILLIAMS S substitution in			
06:32	14 JABLONOWSKI L free throw 1 - 2 made (7)	<b>52-50</b>	<b>2</b>	
06:32	14 JABLONOWSKI L free throw 2 - 2 made (8)	<b>53-50</b>	<b>3</b>	



**Officials:** Edward Sidlasky, Carla Fountain, Talisa Green

Game Time	UVA	Score	Diff	VT
06:15		<b>53-52</b>	<b>1</b>	5 COLE T 2pt FG outside the paint, made (6)
05:54	4 TOUSSAINT D 2pt FG outside the paint, jump shot missed			
05:52				21 RIVERS L defensive rebound (8)
05:45		<b>53-55</b>	<b>-2</b>	4 MABREY D 3pt FG , jump shot made (11)
05:45				5 COLE T assist (7)
05:24	13 WILLOUGHBY J 3pt FG , jump shot missed			
05:22				0 BAPTISTE T defensive rebound (8)
05:08				0 BAPTISTE T turnover lost ball (1)
05:08	15 KORNEGAY-LUCAS K substitution out			
05:08	23 TOI A substitution in			
04:53	10 WILLIAMS S 3pt FG , jump shot missed			
04:51	offensive dead ball rebound (3)			
04:51	13 WILLOUGHBY J foul drawn (7)			21 RIVERS L foul personal (3 - 2)
04:51	Timeout media			
04:38	4 TOUSSAINT D foul drawn (2)			2 SHEPPARD A foul shooting (3 - 3)
04:38	4 TOUSSAINT D free throw 1 - 2 made (10)	<b>54-55</b>	<b>-1</b>	
04:38	4 TOUSSAINT D free throw 2 - 2 made (11)	<b>55-55</b>	<b>0</b>	
04:22				0 BAPTISTE T 2pt FG outside the paint, jump shot missed
04:19	23 TOI A defensive rebound (4)			
04:05	4 TOUSSAINT D 3pt FG , jump shot missed			
04:01	10 WILLIAMS S offensive rebound (8)			
03:46	4 TOUSSAINT D turnover lost ball (4)			5 COLE T steal (3)
03:41		<b>55-57</b>	<b>-2</b>	5 COLE T 2pt FG fast break in the paint, made (8)
03:14	13 WILLOUGHBY J foul offensive (4 - 4)			5 COLE T foul drawn (2)
03:14	13 WILLOUGHBY J turnover offensive (1)			
03:14				0 BAPTISTE T substitution out
03:14				33 KITLEY E substitution in
02:59		<b>55-59</b>	<b>-4</b>	21 RIVERS L 2pt FG in the paint, made (13)
02:59				33 KITLEY E assist (2)
02:44	10 WILLIAMS S foul drawn (2)			2 SHEPPARD A foul personal (4 - 4)
02:42	4 TOUSSAINT D 2pt FG in the paint, made (13)	<b>57-59</b>	<b>-2</b>	
02:12	jump ball situation			
02:07		<b>57-62</b>	<b>-5</b>	4 MABREY D 3pt FG , jump shot made (14)
02:07				5 COLE T assist (8)
01:49	23 TOI A 3pt FG , jump shot missed			
01:47				4 MABREY D defensive rebound (2)
01:27	10 WILLIAMS S steal (1)			4 MABREY D turnover lost ball (4)
01:27	10 WILLIAMS S foul drawn (3)			4 MABREY D foul personal (2 - 5)
01:27	10 WILLIAMS S free throw fast break 1 - 2 missed			
01:27	offensive dead ball rebound (4)			
01:27	10 WILLIAMS S free throw fast break 2 - 2 missed			
01:27	13 WILLOUGHBY J offensive rebound (5)			
01:20	Timeout 60 Sec			
01:20				33 KITLEY E substitution out
01:20				0 BAPTISTE T substitution in
01:13	4 TOUSSAINT D 3pt FG , jump shot missed			
01:11				5 COLE T defensive rebound (2)
01:08	14 JABLONOWSKI L foul personal (4 - 5)			5 COLE T foul drawn (3)
01:08				5 COLE T free throw 1 - 2 missed





Official Basketball Play by Play - 4th Period  
**Virginia Tech at Virginia**  
 01/19/20 John Paul Jones Arena, Charlottesville, Va.  
 Virginia vs. Virginia Tech

**Game Time:** 8:00 PM  
**Game Duration:** 1:54  
**Attendance:** 4,313

**Officials:** Edward Sidlasky, Carla Fountain, Talisa Green

Game Time	UVA	Score	Diff	VT
01:08				offensive dead ball rebound (2)
01:08		<b>57-63</b>	<b>-6</b>	5 COLE T free throw 2 - 2 made (9)
00:51	13 WILLOUGHBY J 3pt FG , jump shot missed			
00:49				0 BAPTISTE T defensive rebound (9)
00:46	4 TOUSSAINT D foul personal (4 - 6)			2 SHEPPARD A foul drawn (6)
00:46		<b>57-64</b>	<b>-7</b>	2 SHEPPARD A free throw 1 - 2 made (12)
00:46		<b>57-65</b>	<b>-8</b>	2 SHEPPARD A free throw 2 - 2 made (13)
00:46	Timeout 30 Sec			
00:39	4 TOUSSAINT D 2pt FG in the paint, layup made (15)	<b>59-65</b>	<b>-6</b>	
00:39	13 WILLOUGHBY J assist (1)			
00:33	4 TOUSSAINT D foul personal (5 - 7)			4 MABREY D foul drawn (2)
00:33	4 TOUSSAINT D substitution out			
00:33	15 KORNEGAY-LUCAS K substitution in			
00:33				4 MABREY D free throw 1 - 2 missed
00:33				offensive dead ball rebound (3)
00:33		<b>59-66</b>	<b>-7</b>	4 MABREY D free throw 2 - 2 made (15)
00:33	Timeout 30 Sec			
00:30	13 WILLOUGHBY J 3pt FG , jump shot missed			
00:29				0 BAPTISTE T defensive rebound (10)
00:29	14 JABLONOWSKI L foul personal (5 - 8)			0 BAPTISTE T foul drawn (2)
00:29	14 JABLONOWSKI L substitution out			
00:29	1 MILLER C substitution in			
00:29		<b>59-67</b>	<b>-8</b>	0 BAPTISTE T free throw 1 - 2 made (5)
00:29		<b>59-68</b>	<b>-9</b>	0 BAPTISTE T free throw 2 - 2 made (6)
00:29				Timeout 60 Sec
00:11	13 WILLOUGHBY J 3pt FG , jump shot missed			
00:08				5 COLE T defensive rebound (3)
00:07	1 MILLER C foul personal (4 - 9)			5 COLE T foul drawn (4)
00:07		<b>59-69</b>	<b>-10</b>	5 COLE T free throw 1 - 2 made (10)
00:07				5 COLE T free throw 2 - 2 missed
00:06	13 WILLOUGHBY J defensive rebound (6)			
00:01	23 TOI A 2pt FG in the paint, made (12)	<b>61-69</b>	<b>-8</b>	
<b>END OF GAME</b>				
<b>UVA 61-69 VT</b>				



**Officials:** Edward Sidlasky, Carla Fountain, Talisa Green

**Virginia Tech - 25**

NO.	Name	F	Min	FG			Rebounds			Fouls		TP	AS	TO	ST	Blocks		+/-
				M-A	3P	FT	OR	DR	TOT	PF	FD					BS	BA	
21	Lydia Rivers	F	09:13	1-1	0-0	0-0	0	1	1	1	0	2	0	0	0	0	0	8
33	Elizabeth Kitley	C	05:22	1-1	0-0	0-0	2	2	4	1	2	2	1	1	0	0	0	2
2	Aisha Sheppard	G	10:00	0-4	0-2	2-2	0	0	0	2	1	2	0	0	0	0	0	8
4	Dara Mabrey	G	10:00	2-2	2-2	3-4	0	1	1	1	2	9	0	1	0	0	0	8
5	Taja Cole	G	10:00	3-3	0-0	2-4	0	2	2	0	3	8	2	0	1	0	0	8
22	Cayla King		00:00															
0	Trinity Baptiste		05:25	0-1	0-0	2-2	0	3	3	0	1	2	0	1	0	0	0	6
Team							0	0	0			0						
<b>Totals</b>				7-12	2-4	9-12	2	9	11	5	9	25	3	3	1	0	0	8

Shooting By Period		
4 <sup>th</sup> FG%	7-12	58.3%
3PT%	2-4	50.0%
FT%	9-12	75%
GM FG%	7-12	58.3%
3PT%	2-4	50.0%
FT%	9-12	75.0%

Dead Ball Rebounds: 2, 0

Technical Fouls::NONE

**Virginia - 17**

NO.	Name	G	Min	FG			Rebounds			Fouls		TP	AS	TO	ST	Blocks		+/-
				M-A	3P	FT	OR	DR	TOT	PF	FD					BS	BA	
1	Carole Miller	G	00:30	0-0	0-0	0-0	0	0	0	1	0	0	0	0	0	0	0	-1
4	Dominique Toussaint	G	09:26	4-7	1-3	2-2	0	0	0	2	1	11	0	1	0	0	0	-6
13	Jocelyn Willoughby	G	10:00	1-6	0-4	0-0	1	1	2	1	1	2	1	1	0	0	0	-8
14	Lisa Jablonowski	G	09:30	0-1	0-0	2-2	0	0	0	4	1	2	0	1	0	0	0	-7
23	Amandine Toi	G	08:36	1-2	0-1	0-0	0	3	3	1	0	2	1	0	0	0	0	-5
15	Kylie Kornegay-Lucas		03:48	0-0	0-0	0-0	0	0	0	0	0	0	1	0	0	0	0	-4
10	Shemera Williams		08:10	0-1	0-1	0-2	1	0	1	0	2	0	0	0	1	0	0	-9
Team							0	0	0			0						
<b>Totals</b>				6-17	1-9	4-6	2	4	6	9	5	17	3	3	1	0	0	-8

Shooting By Period		
4 <sup>th</sup> FG%	6-17	35.3%
3PT%	1-9	11.1%
FT%	4-6	66.7%
GM FG%	6-17	35.3%
3PT%	1-9	11.1%
FT%	4-6	66.7%

Dead Ball Rebounds: 2, 0

Technical Fouls::NONE

	VT	UVA
<b>Biggest lead</b>	10 (4 <sup>th</sup> 0:07)	3 (4 <sup>th</sup> 7:17)
<b>Best Scoring Run</b>	6(4 <sup>th</sup> 0:46)	5(4 <sup>th</sup> 7:17)
<b>Lead Changes</b>	4	
<b>Times Tied</b>	3	
<b>Time with Lead</b>	05:04	01:45

Points from	VT	UVA
<b>Turnovers</b>	6	4
<b>Paint</b>	8	10
<b>Second Chance</b>	2	2
<b>Fast Breaks</b>	2	0
<b>Bench</b>	2	0

Period by Period Scoring		
	4th	TOT
<b>VT</b>	25	25
<b>UVA</b>	17	17



**Officials:** Edward Sidlasky, Carla Fountain, Talisa Green

**Virginia Tech - 51**

NO.	Name	Min	FG		3P		FT		Rebounds			Fouls		TP	AS	TO	ST	Blocks		+/-
			M-A	M-A	M-A	OR	DR	TOT	PF	FD	BS	BA								
21	Lydia Rivers	F 16:03	3-3	0-0	3-4	1	3	4	2	2	9	0	0	0	0	0	0	1	0	16
33	Elizabeth Kitley	C 13:31	3-4	0-0	0-0	3	4	7	2	2	6	2	2	0	2	0	0	0	10	
2	Aisha Sheppard	G 20:00	2-8	2-5	4-4	0	1	1	2	4	10	1	0	0	0	0	1	19		
4	Dara Mabrey	G 14:59	3-4	3-4	3-4	0	1	1	2	2	12	0	2	1	0	0	13			
5	Taja Cole	G 20:00	3-4	0-0	2-4	0	2	2	0	4	8	5	0	2	1	0	19			
0	Trinity Baptiste	10:26	1-4	0-0	4-4	1	5	6	0	2	6	0	1	0	0	0	12			
22	Cayla King	05:01	0-2	0-1	0-0	1	1	2	1	0	0	0	0	0	0	0	1	6		
Team									1	0	1				0					
<b>Totals</b>			15-29	5-10	16-20	7	17	24	9	16	51	8	5	3	2	2	19			

Shooting By Period		
3 <sup>rd</sup> FG%	8-17	47.1%
3PT%	3-6	50.0%
FT%	7-8	87.5%
4 <sup>th</sup> FG%	7-12	58.3%
3PT%	2-4	50.0%
FT%	9-12	75%
GM FG%	15-29	51.7%
3PT%	5-10	50.0%
FT%	16-20	80.0%

Dead Ball Rebounds: 3, 0

**Technical Fouls::NONE**

**Virginia - 32**

NO.	Name	Min	FG		3P		FT		Rebounds			Fouls		TP	AS	TO	ST	Blocks		+/-
			M-A	M-A	M-A	OR	DR	TOT	PF	FD	BS	BA								
1	Carole Miller	G 05:02	1-1	0-0	1-2	0	0	0	2	1	3	1	0	0	0	0	0	0	-6	
4	Dominique Toussaint	G 16:16	4-8	1-3	2-2	0	0	0	3	1	11	0	2	0	1	1	-14			
13	Jocelyn Willoughby	G 17:29	1-9	0-4	0-0	1	2	3	4	2	2	1	1	0	0	1	-18			
14	Lisa Jablonowski	G 18:44	2-3	0-0	2-2	0	0	0	5	2	6	2	3	0	0	0	-17			
23	Amandine Toi	G 18:36	4-5	2-3	0-1	1	3	4	1	1	10	2	1	0	1	0	-16			
0	Dylan Horton	00:00																		
10	Shemera Williams	16:09	0-4	0-3	0-2	1	3	4	1	2	0	0	1	1	0	0	-16			
15	Kylie Kornegay-Lucas	07:44	0-2	0-0	0-0	1	0	1	0	0	0	1	0	0	0	0	-8			
Team									0	0	0				0					
<b>Totals</b>			12-32	3-13	5-9	4	8	12	16	9	32	7	8	1	2	2	-19			

Shooting By Period		
3 <sup>rd</sup> FG%	6-15	40.0%
3PT%	2-4	50.0%
FT%	1-3	33.3%
4 <sup>th</sup> FG%	6-17	35.3%
3PT%	1-9	11.1%
FT%	4-6	66.7%
GM FG%	12-32	37.5%
3PT%	3-13	23.1%
FT%	5-9	55.6%

Dead Ball Rebounds: 3, 0

**Technical Fouls::NONE**

	VT	UVA
<b>Biggest lead</b>	10 (4 <sup>th</sup> 0:07)	13 (3 <sup>rd</sup> 9:50)
<b>Best Scoring Run</b>	7(3 <sup>rd</sup> 6:58)	5(4 <sup>th</sup> 7:17)
<b>Lead Changes</b>	3	
<b>Times Tied</b>	6	
<b>Time with Lead</b>	05:04	10:14

Points from	VT	UVA
<b>Turnovers</b>	9	4
<b>Paint</b>	14	16
<b>Second Chance</b>	5	4
<b>Fast Breaks</b>	2	0
<b>Bench</b>	6	0

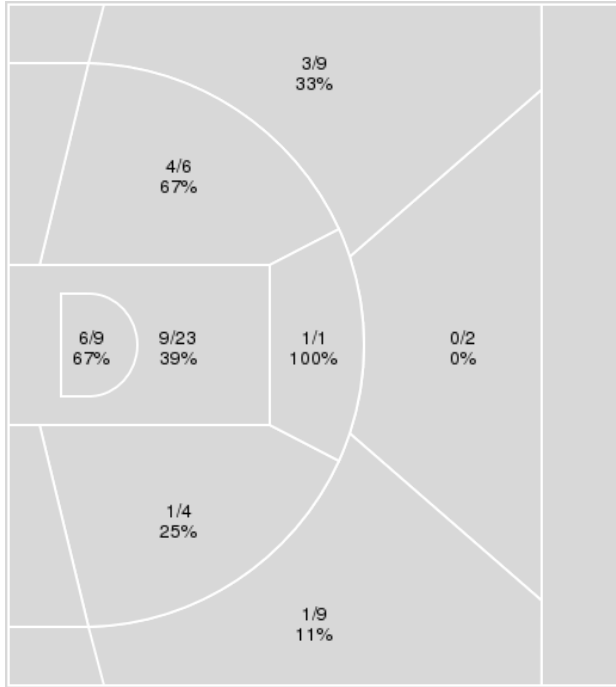
	Period by Period Scoring		
	3rd	4th	TOT
<b>VT</b>	26	25	51
<b>UVA</b>	15	17	32



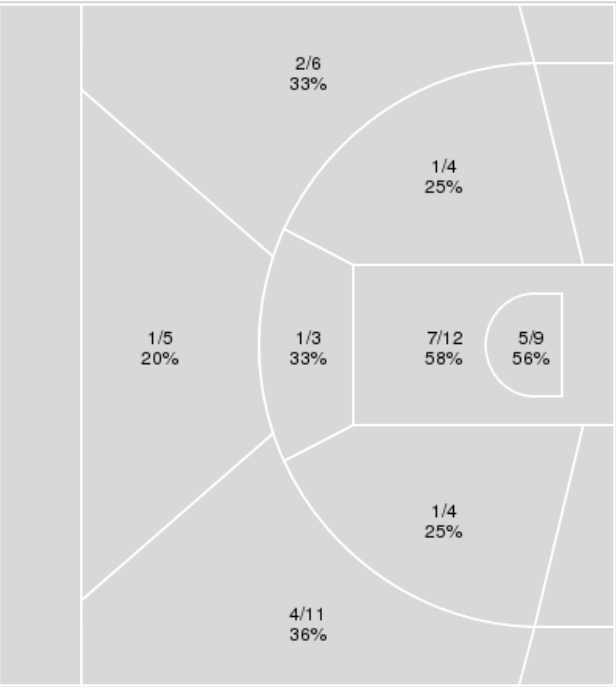
**Officials:** Edward Sidlasky, Carla Fountain, Talisa Green

{ Players => 0, 5, 10, 12, 13, 14, 15, 21, 23, 30, 1, 4; } FG Types => All; { Players => All; } FG Types => All; Results => All;  
 Results => All;

**Virginia**



**Virginia Tech**



Virginia	M/A	%
Field Goals	25/63	40
2 Points	21/43	49
3 Points	4/20	20
Free Throws	7/11	64

Virginia Tech	M/A	%
Field Goals	22/54	41
2 Points	15/32	47
3 Points	7/22	32
Free Throws	18/22	82



**Virginia Tech at Virginia**

01/19/20 John Paul Jones Arena, Charlottesville, Va.  
Virginia vs. Virginia Tech

**Game Time:** 8:00 PM  
**Game Duration:** 1:54  
**Attendance:** 4,313

**Officials:** Edward Sidlasky, Carla Fountain, Talisa Green

**Virginia Tech**

No	Name	Mins		Score		Points Diff		Points per Min		Assists		Rebounds		Steals		Turnovers	
		On	Off	On	Off	On	Off	On	Off	On	Off	On	Off	On	Off		
0	Trinity Baptiste	19:53	20:07	35 - 24	34 - 37	11	-3	1.76	1.69	5	6	29	12	3	4	10	7
2	Aisha Sheppard	35:06	04:54	69 - 59	0 - 2	10	-2	1.97	0.00	11	0	35	6	7	0	12	5
4	Dara Mabrey	27:50	12:10	50 - 42	19 - 19	8	0	1.80	1.56	7	4	24	17	5	2	11	6
5	Taja Cole	38:48	01:12	69 - 61	0 - 0	8	0	1.78	0.00	11	0	39	2	7	0	15	2
21	Lydia Rivers	34:00	06:00	58 - 51	11 - 10	7	1	1.71	1.83	9	2	32	9	7	0	14	3
22	Cayla King	14:50	25:10	17 - 19	52 - 42	-2	10	1.15	2.07	3	8	19	22	2	5	9	8
33	Elizabeth Kitley	29:33	10:27	47 - 49	22 - 12	-2	10	1.59	2.11	9	2	27	14	4	3	14	3

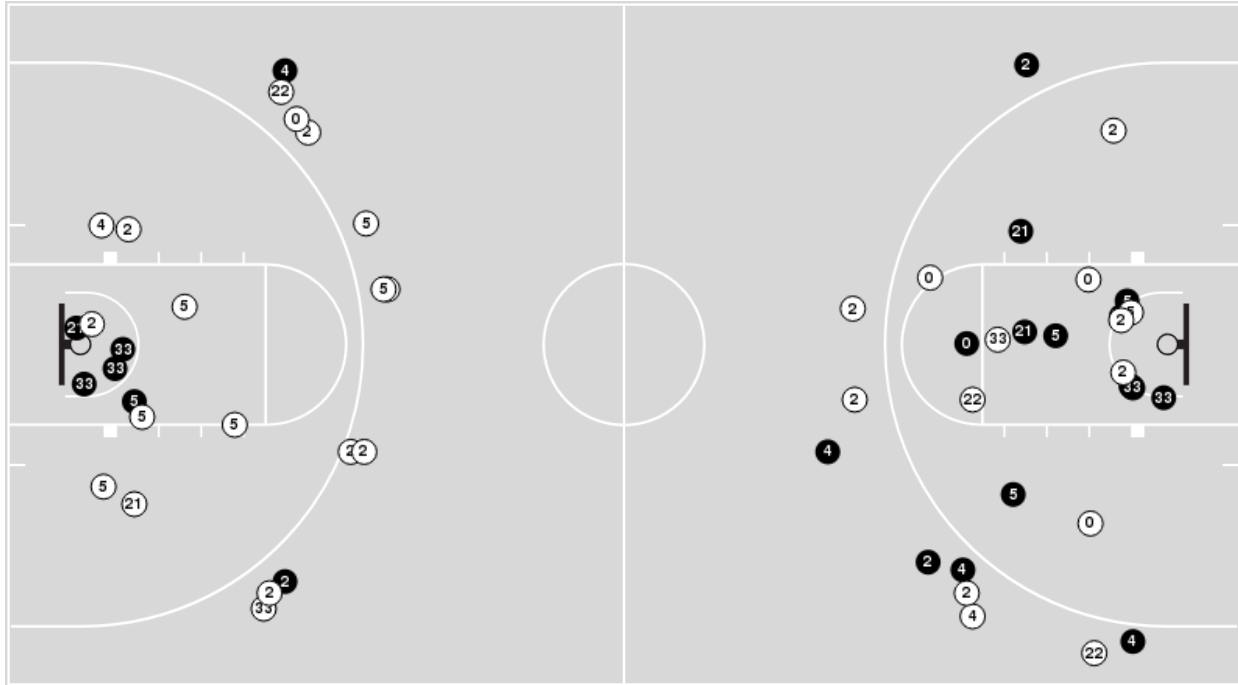
**Virginia**

No	Name	Mins		Score		Points Diff		Points per Min		Assists		Rebounds		Steals		Turnovers	
		On	Off	On	Off	On	Off	On	Off	On	Off	On	Off	On	Off		
0	Dylan Horton	01:46	38:14	5 - 2	56 - 67	3	-11	2.83	1.46	1	14	3	27	0	4	1	15
1	Carole Miller	08:11	31:49	15 - 21	46 - 48	-6	-2	1.83	1.45	3	12	6	24	0	4	3	13
4	Dominique Toussaint	32:08	07:52	44 - 51	17 - 18	-7	-1	1.37	2.16	11	4	22	8	4	0	15	1
5	Tihana Stojisavljevic	03:37	36:23	2 - 2	59 - 67	0	-8	0.55	1.62	0	15	1	29	0	4	1	15
10	Shemera Williams	30:29	09:31	42 - 52	19 - 17	-10	2	1.38	2.00	9	6	21	9	4	0	12	4
13	Jocelyn Willoughby	36:04	03:56	53 - 62	8 - 7	-9	1	1.47	2.03	13	2	26	4	3	1	15	1
14	Lisa Jablonowski	35:07	04:53	57 - 63	4 - 6	-6	-2	1.62	0.82	15	0	27	3	4	0	14	2
15	Kylie Kornegay-Lucas	16:47	23:13	30 - 30	31 - 39	0	-8	1.79	1.34	8	7	16	14	1	3	4	12
23	Amandine Toi	35:51	04:09	57 - 62	4 - 7	-5	-3	1.59	0.96	15	0	28	2	4	0	15	1

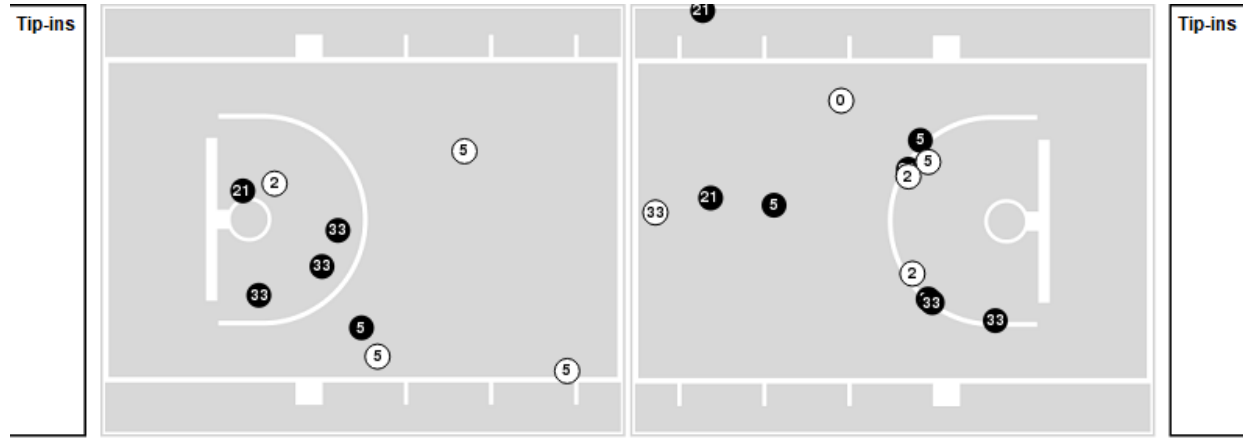


Players => AllFG Types=>AllResults=>All  
**Virginia Tech**

**All Field Goals**



**Blow Up Chart**



● Made    ○ Missed    N - Player Number

Virginia Tech	M/A	%
Field Goals	22/54	41
2 Points	15/32	47
3 Points	7/22	32
Free Throws	18/22	82

Virginia Tech	M/A	%
Points in the Paint	24 (12 / 21)	57
Fast Break Points	2 (1/1)	100
Second Chance Points	7 (5/12)	42
Effective FG%	47	

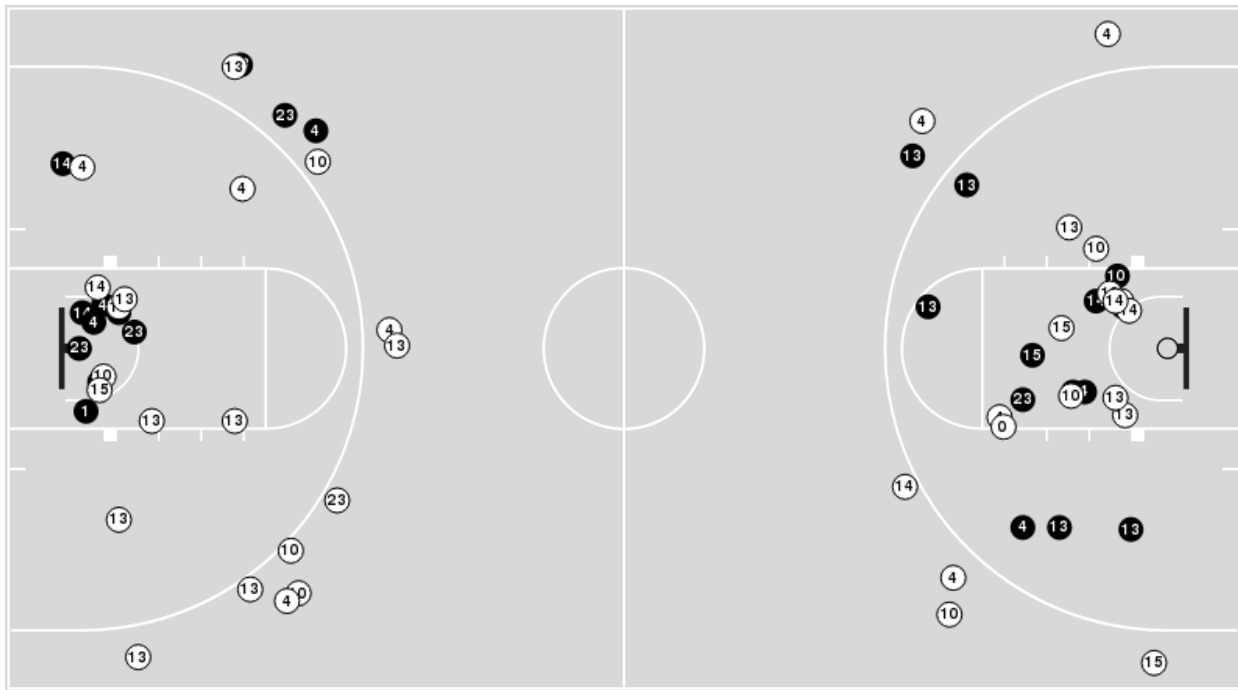


**Officials:** Edward Sidlasky, Carla Fountain, Talisa Green

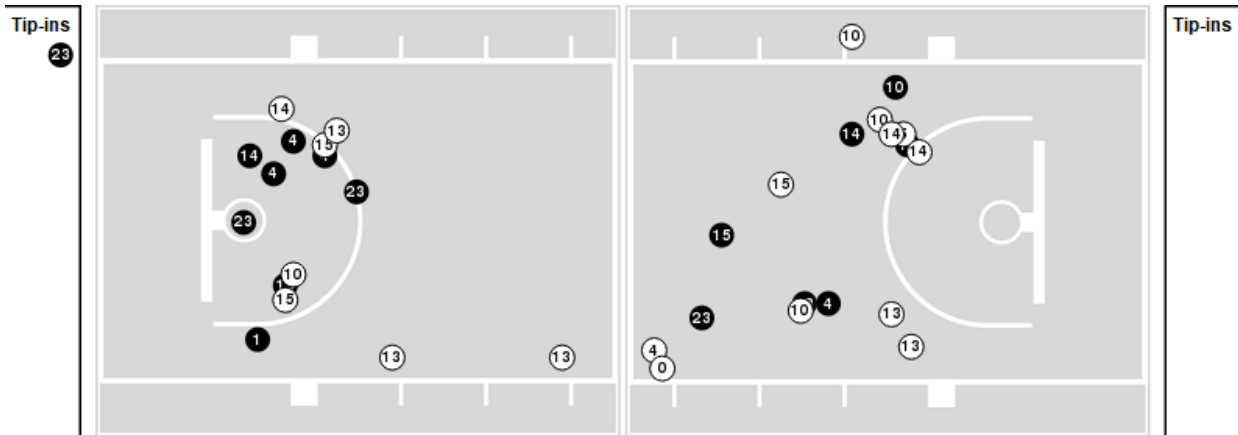
Players => 0, 5, 10, 12, 13, 14, 15, 21, 23, 30, 1, 4FG Types=>AllResults=>All

### Virginia

#### All Field Goals



#### Blow Up Chart



● Made ○ Missed N - Player Number

Virginia	M/A	%
Field Goals	25/63	40
2 Points	21/43	49
3 Points	4/20	20
Free Throws	7/11	64

Virginia	M/A	%
Points in the Paint	30 (15 / 32)	47
Fast Break Points	2 (1/3)	33
Second Chance Points	12 (8/13)	62
Effective FG%	43	



**Officials:** Edward Sidlasky, Carla Fountain, Talisa Green

**Virginia Tech**

Lineup	Quarter On	Time On	Quarter Off	Time Off	Time on Court	Score	Score Diff	Reb	Stl	Tov	Ass	PPP
2- Sheppard A/ 4- Mabrey D/ 5- Cole T/ 21- Rivers L/ 33- Kitley E/	1	10:00	1	04:27	05:33	7-10	-3	3	2	3	1	0.7000
0- Baptiste T/ 2- Sheppard A/ 4- Mabrey D/ 5- Cole T/ 21- Rivers L/	1	04:27	1	03:24	01:03	2-0	2	2	1	0	0	1.0638
0- Baptiste T/ 2- Sheppard A/ 5- Cole T/ 22- King C/ 33- Kitley E/	1	03:24	1	01:21	02:03	2-4	-2	1	0	1	0	0.6667
0- Baptiste T/ 4- Mabrey D/ 21- Rivers L/ 22- King C/ 33- Kitley E/	1	01:21	1	00:09	01:12	0-0	0	2	0	2	0	0.0000
0- Baptiste T/ 5- Cole T/ 21- Rivers L/ 22- King C/ 33- Kitley E/	1	00:09	2	08:58	01:11	0-0	0	3	0	1	0	0.0000
0- Baptiste T/ 2- Sheppard A/ 5- Cole T/ 21- Rivers L/ 33- Kitley E/	2	08:58	2	07:55	01:03	2-2	0	1	0	1	1	1.0000
2- Sheppard A/ 4- Mabrey D/ 5- Cole T/ 21- Rivers L/ 33- Kitley E/	2	07:55	2	06:39	01:16	0-2	-2	2	0	0	0	0.0000
4- Mabrey D/ 5- Cole T/ 21- Rivers L/ 22- King C/ 33- Kitley E/	2	06:39	2	04:41	01:58	0-2	-2	1	0	2	0	0.0000
0- Baptiste T/ 4- Mabrey D/ 5- Cole T/ 21- Rivers L/ 22- King C/	2	04:41	2	04:08	00:33	0-0	0	0	0	0	0	0.0000
0- Baptiste T/ 2- Sheppard A/ 5- Cole T/ 21- Rivers L/ 22- King C/	2	04:08	2	01:46	02:22	3-4	-1	2	0	2	1	0.7500
2- Sheppard A/ 5- Cole T/ 21- Rivers L/ 22- King C/ 33- Kitley E/	2	01:46	2	01:16	00:30	0-3	-3	0	1	0	0	0.0000
2- Sheppard A/ 4- Mabrey D/ 5- Cole T/ 21- Rivers L/ 33- Kitley E/	2	01:16	3	05:01	06:15	16-11	5	3	1	1	3	1.4706
0- Baptiste T/ 2- Sheppard A/ 5- Cole T/ 21- Rivers L/ 22- King C/	3	05:01	3	03:10	01:51	3-0	3	4	1	0	0	1.0417
0- Baptiste T/ 2- Sheppard A/ 5- Cole T/ 22- King C/ 33- Kitley E/	3	03:10	4	10:00	03:10	9-6	3	6	0	1	2	1.5625
0- Baptiste T/ 2- Sheppard A/ 4- Mabrey D/ 5- Cole T/ 33- Kitley E/	4	10:00	4	09:13	00:47	0-0	0	2	0	1	0	0.0000
2- Sheppard A/ 4- Mabrey D/ 5- Cole T/ 21- Rivers L/ 33- Kitley E/	4	09:13	4	06:32	02:41	6-7	-1	2	0	0	0	1.5464
0- Baptiste T/ 2- Sheppard A/ 4- Mabrey D/ 5- Cole T/ 21- Rivers L/	4	06:32	4	03:14	03:18	7-4	3	2	1	1	1	1.4000
2- Sheppard A/ 4- Mabrey D/ 5- Cole T/ 21- Rivers L/ 33- Kitley E/	4	03:14	4	01:20	01:54	5-2	3	1	0	1	2	1.6667
0- Baptiste T/ 2- Sheppard A/ 4- Mabrey D/ 5- Cole T/ 21- Rivers L/	4	01:20	4	00:00	01:20	7-4	3	4	0	0	0	1.5909





**Officials:** Edward Sidlasky, Carla Fountain, Talisa Green

**Virginia**

Lineup	Quarter On	Time On	Quarter Off	Time Off	Time on Court	Score	Score Diff	Reb	Stl	Tov	Ass	PPP
13- Willoughby J/ 14- Jablonowski L/ 23- Toi A/ 1- Miller C/ 4- Toussaint D/	1	10:00	1	06:51	03:09	4-4	0	2	0	3	1	0.6667
10- Williams S/ 13- Willoughby J/ 14- Jablonowski L/ 23- Toi A/ 4- Toussaint D/	1	06:51	1	01:32	05:19	10-7	3	5	2	2	2	1.0000
5- Stojasavljevic T/ 10- Williams S/ 13- Willoughby J/ 23- Toi A/ 4- Toussaint D/	1	01:32	1	00:09	01:23	0-0	0	0	0	0	0	0.0000
5- Stojasavljevic T/ 10- Williams S/ 13- Willoughby J/ 15- Kornegay-Lucas K/ 4- Toussaint D/	1	00:09	2	07:55	02:14	2-2	0	1	0	1	0	0.4000
10- Williams S/ 13- Willoughby J/ 14- Jablonowski L/ 15- Kornegay-Lucas K/ 4- Toussaint D/	2	07:55	2	07:24	00:31	0-0	0	1	0	0	0	0.0000
13- Willoughby J/ 14- Jablonowski L/ 15- Kornegay-Lucas K/ 23- Toi A/ 4- Toussaint D/	2	07:24	2	06:39	00:45	2-0	2	3	0	0	1	2.0000
10- Williams S/ 14- Jablonowski L/ 15- Kornegay-Lucas K/ 23- Toi A/ 4- Toussaint D/	2	06:39	2	05:14	01:25	2-0	2	1	1	1	1	1.0000
10- Williams S/ 13- Willoughby J/ 14- Jablonowski L/ 23- Toi A/ 4- Toussaint D/	2	05:14	2	04:08	01:06	0-0	0	1	0	0	0	0.0000
10- Williams S/ 13- Willoughby J/ 14- Jablonowski L/ 15- Kornegay-Lucas K/ 23- Toi A/	2	04:08	2	01:46	02:22	4-3	1	1	0	0	2	1.0000
0- Horton D/ 13- Willoughby J/ 14- Jablonowski L/ 15- Kornegay-Lucas K/ 23- Toi A/	2	01:46	3	10:00	01:46	5-2	3	3	0	1	1	1.7361
13- Willoughby J/ 14- Jablonowski L/ 23- Toi A/ 1- Miller C/ 4- Toussaint D/	3	10:00	3	07:59	02:01	3-7	-4	0	0	0	1	1.0417
10- Williams S/ 13- Willoughby J/ 14- Jablonowski L/ 23- Toi A/ 4- Toussaint D/	3	07:59	3	03:56	04:03	6-9	-3	2	0	4	2	0.7500
10- Williams S/ 13- Willoughby J/ 15- Kornegay-Lucas K/ 23- Toi A/ 4- Toussaint D/	3	03:56	3	03:10	00:46	0-1	-1	1	0	1	0	0.0000
10- Williams S/ 13- Willoughby J/ 14- Jablonowski L/ 15- Kornegay-Lucas K/ 23- Toi A/	3	03:10	3	02:31	00:39	0-2	-2	0	0	0	0	0.0000
10- Williams S/ 14- Jablonowski L/ 15- Kornegay-Lucas K/ 23- Toi A/ 1- Miller C/	3	02:31	4	10:00	02:31	6-7	-1	3	0	0	1	1.1029
10- Williams S/ 13- Willoughby J/ 14- Jablonowski L/ 23- Toi A/ 4- Toussaint D/	4	10:00	4	08:22	01:38	2-2	0	1	0	1	0	0.5000
13- Willoughby J/ 14- Jablonowski L/ 15- Kornegay-Lucas K/ 23- Toi A/ 4- Toussaint D/	4	08:22	4	06:32	01:50	5-4	1	1	0	0	2	2.5000
10- Williams S/ 13- Willoughby J/ 14- Jablonowski L/ 15- Kornegay-Lucas K/ 4- Toussaint D/	4	06:32	4	05:08	01:24	2-5	-3	0	0	0	0	0.6944
10- Williams S/ 13- Willoughby J/ 14- Jablonowski L/ 23- Toi A/ 4- Toussaint D/	4	05:08	4	00:33	04:34	6-10	-4	3	1	2	1	0.6849
10- Williams S/ 13- Willoughby J/ 14- Jablonowski L/ 15- Kornegay-Lucas K/ 23- Toi A/	4	00:33	4	00:29	00:04	0-1	-1	0	0	0	0	0.0000
10- Williams S/ 13- Willoughby J/ 15- Kornegay-Lucas K/ 23- Toi A/ 1- Miller C/	4	00:29	4	00:00	00:30	2-3	-1	1	0	0	0	1.0000



Official Basketball Line Up Analysis - Final  
**Virginia Tech at Virginia**  
 01/19/20 John Paul Jones Arena, Charlottesville, Va.  
 Virginia vs. Virginia Tech

**Game Time:** 8:00 PM  
**Game Duration:** 1:54  
**Attendance:** 4,313

**Officials:** Edward Sidlasky, Carla Fountain, Talisa Green

**Virginia Tech**

Lineup	Time	Score	Score Diff	Pts/Min	Reb	Stl	Tov	Ass	PPP
2- Sheppard A/ 4- Mabrey D/ 5- Cole T/ 21- Rivers L/ 33- Kitley E/	16:23	34-30	4	2.0753	9	3	5	6	1.2248
0- Baptiste T/ 2- Sheppard A/ 4- Mabrey D/ 5- Cole T/ 21- Rivers L/	05:41	16-8	8	2.8152	8	2	1	1	1.4184
0- Baptiste T/ 2- Sheppard A/ 5- Cole T/ 22- King C/ 33- Kitley E/	03:10	9-6	3	2.8421	6	0	1	2	1.5625
0- Baptiste T/ 2- Sheppard A/ 5- Cole T/ 21- Rivers L/ 22- King C/	02:22	3-4	-1	1.2676	2	0	2	1	0.7500
0- Baptiste T/ 2- Sheppard A/ 5- Cole T/ 22- King C/ 33- Kitley E/	02:03	2-4	-2	0.9756	1	0	1	0	0.6667
4- Mabrey D/ 5- Cole T/ 21- Rivers L/ 22- King C/ 33- Kitley E/	01:58	0-2	-2	0.0000	1	0	2	0	0.0000
0- Baptiste T/ 2- Sheppard A/ 5- Cole T/ 21- Rivers L/ 22- King C/	01:51	3-0	3	1.6216	4	1	0	0	1.0417
2- Sheppard A/ 4- Mabrey D/ 5- Cole T/ 21- Rivers L/ 33- Kitley E/	01:16	0-2	-2	0.0000	2	0	0	0	0.0000
0- Baptiste T/ 4- Mabrey D/ 21- Rivers L/ 22- King C/ 33- Kitley E/	01:12	0-0	0	0.0000	2	0	2	0	0.0000
0- Baptiste T/ 5- Cole T/ 21- Rivers L/ 22- King C/ 33- Kitley E/	01:11	0-0	0	0.0000	3	0	1	0	0.0000
0- Baptiste T/ 2- Sheppard A/ 5- Cole T/ 21- Rivers L/ 33- Kitley E/	01:03	2-2	0	1.9048	1	0	1	1	1.0000
0- Baptiste T/ 2- Sheppard A/ 4- Mabrey D/ 5- Cole T/ 33- Kitley E/	00:47	0-0	0	0.0000	2	0	1	0	0.0000
0- Baptiste T/ 4- Mabrey D/ 5- Cole T/ 21- Rivers L/ 22- King C/	00:33	0-0	0	0.0000	0	0	0	0	0.0000
2- Sheppard A/ 5- Cole T/ 21- Rivers L/ 22- King C/ 33- Kitley E/	00:30	0-3	-3	0.0000	0	1	0	0	0.0000



**Officials:** Edward Sidlasky, Carla Fountain, Talisa Green

**Virginia**

Lineup	Time	Score	Score Diff	Pts/Min	Reb	Stl	Tov	Ass	PPP
10- Williams S/ 13- Willoughby J/ 14- Jablonowski L/ 23- Toi A/ 4- Toussaint D/	16:40	24-28	-4	1.4400	12	3	9	5	0.7802
13- Willoughby J/ 14- Jablonowski L/ 23- Toi A/ 1- Miller C/ 4- Toussaint D/	05:10	7-11	-4	1.3548	2	0	3	2	0.7883
10- Williams S/ 13- Willoughby J/ 14- Jablonowski L/ 15- Kornegay-Lucas K/ 23- Toi A/	03:05	4-6	-2	1.2973	1	0	0	2	0.6667
13- Willoughby J/ 14- Jablonowski L/ 15- Kornegay-Lucas K/ 23- Toi A/ 4- Toussaint D/	02:35	7-4	3	2.7097	4	0	0	3	2.3333
10- Williams S/ 14- Jablonowski L/ 15- Kornegay-Lucas K/ 23- Toi A/ 1- Miller C/	02:31	6-7	-1	2.3841	3	0	0	1	1.1029
5- Stojavljevic T/ 10- Williams S/ 13- Willoughby J/ 15- Kornegay-Lucas K/ 4- Toussaint D/	02:14	2-2	0	0.8955	1	0	1	0	0.4000
10- Williams S/ 13- Willoughby J/ 14- Jablonowski L/ 15- Kornegay-Lucas K/ 4- Toussaint D/	01:55	2-5	-3	1.0435	1	0	0	0	0.4098
0- Horton D/ 13- Willoughby J/ 14- Jablonowski L/ 15- Kornegay-Lucas K/ 23- Toi A/	01:46	5-2	3	2.8302	3	0	1	1	1.7361
10- Williams S/ 14- Jablonowski L/ 15- Kornegay-Lucas K/ 23- Toi A/ 4- Toussaint D/	01:25	2-0	2	1.4118	1	1	1	1	1.0000
5- Stojavljevic T/ 10- Williams S/ 13- Willoughby J/ 23- Toi A/ 4- Toussaint D/	01:23	0-0	0	0.0000	0	0	0	0	0.0000
10- Williams S/ 13- Willoughby J/ 15- Kornegay-Lucas K/ 23- Toi A/ 4- Toussaint D/	00:46	0-1	-1	0.0000	1	0	1	0	0.0000
10- Williams S/ 13- Willoughby J/ 15- Kornegay-Lucas K/ 23- Toi A/ 1- Miller C/	00:30	2-3	-1	4.0000	1	0	0	0	1.0000