



# HOKIES

## 2019-20 Virginia Tech Men's Basketball Game Notes

### Game Info

Saturday, Jan. 18 | Game 18  
Cassell Coliseum | Blacksburg, Va.

### On the Call

Eric Collins (PxB)  
Brian Oliver (Analyst) **RSN**

### Schedule

#### INFORMATION

[RV/--] Virginia Tech  
Hokies



Record.....13-4, 4-2 ACC  
Starters R/L..... 1/4  
Head Coach..... Mike Young  
Record at Tech (Years)..... 13-4 (1st)

Syracuse  
Orange



Record.....10-7, 3-3 ACC  
Starters R/L..... 1/4  
Head Coach..... Jim Boeheim  
Record at 'Cuse (Years)..... 956-392 (44th)

#### NUMBERS TO KNOW

2

• After redshirt freshman Landers Nolley dropped 21 points at Wake Forest on Tuesday, it marked his second time this season of having back-to-back 20-point games.

3

• The Hokies are No. 3 in the country in two main categories, including assist-turnover ratio (1.60) and personal fouls per game (13.1), which ranks second & third in the ACC.

4

• Tech, which was pre-season picked 14th in the preseason ACC standings, sits in sole possession of No. 4 in the league, trailing the conference's three ranked teams.

#### PROJECTED STARTERS (Based off last game)

#	Name	P	R	A	B	S
0	Hunter Cattoor (G)	7.0	2.6	1.4	0.2	0.9
2	Landers Nolley (G/F)	18.1	5.6	2.5	0.2	0.9
3	Wabissa Bede (G)	5.6	3.9	6.4	0.3	1.1
14	P.J. Horne (F)	8.1	4.6	0.4	0.6	0.6
23	Tyrece Radford (G)	9.2	6.5	1.3	0.4	1.1

#### AT THE RIM

- Playing at home for the second Saturday in a row, the Virginia Tech men's basketball rides a three-game winning streak into its matchup against Syracuse at noon ET, which is a sellout.
- Former BIG EAST foes, the two schools have faced each other the last six season in a row, while the Orange lead the all-time series 9-5. The first matchup was in '76.
- Earlier this year, Tech won by four at the Dome thanks to Jalen Cone posting a career-high 19 points and the Hokies assisting on 21 of 22 made field goals. (More on page 5)
- Tech coach Mike Young is 1-0 all-time against Syracuse and coach Jim Boeheim, with that lone victory coming last week up in Syracuse, New York.

#### WHO TO WATCH



- Posting his second double-double of the season, Tyrece Radford put together his best game yet, setting a few career highs.
- Radford had 21 points, 13 rebounds and four steals and the No. 7 play on SportsCenter's Top 10 with an and-1 dunk.

- Playing back in his stomping grounds the last time out, freshman Jalen Cone racked up four 3-pointers on his way to 15 points.
- The freshman drew four fouls as well and swiped a steal in front of over 20 friends and family members in Winston-Salem.



#### LAST TIME OUT

- Tech got up by as many as 20 points against in the Demon Deacons in its 80-70 victory to mark its third ACC road win of the season.
- The Hokies forced 18 turnovers and capitalized off of those miscues, outscoring Wake 19-2 from points off turnovers.

#### NOVEMBER

5	AT CLEMSON* (ESPNU)	W, 67-60
8	COPPIN STATE (ACCNX)	W, 74-42
13	USC UPSTATE (ACCNX)	W, 80-57
16	LEHIGH (ACCNX)	W, 79-53
20	DELAWARE STATE (ACCNX)	W, 100-64
25	(1) VS. NO. 3/3 MICHIGAN STATE (ESPN2)	W, 71-66
26	(1) VS. [RV/--] DAYTON (ESPN)	L, 89-62
27	(1) VS. BYU (ESPN2)	L, 90-77

#### DECEMBER

6	NO. 10/8 DUKE* (ACCN)	L, 77-63
11	CHATTANOOGA (ACCN)	W, 63-58
15	GARDNER-WEBB (ACCNX)	W, 73-46
21	VMI (ACCN)	W, 64-55
29	MARYLAND EASTERN SHORE (RSN)	W, 92-37

#### JANUARY

4	AT NO. 19/19 VIRGINIA* (RSN)	L, 65-39
7	AT SYRACUSE* (ACCN)	W, 67-63
11	NC STATE* (RSN)	W, 72-58
14	AT WAKE FOREST* (ACCN)	W, 80-70
18	SYRACUSE* (RSN)	NOON
22	NORTH CAROLINA* (ACCN)	8 P.M.
25	AT BOSTON COLLEGE* (ESPN2/ESPNU)	2 P.M.
28	AT MIAMI (FLA.)* (ACCN)	8 P.M.

#### FEBRUARY

1	NO. 9/9 FLORIDA STATE* (RSN)	4 P.M.
4	AT GEORGIA TECH* (ESPN/ESPN2/ESPNU/ACCN)	7 P.M.
8	BOSTON COLLEGE* (RSN)	NOON
15	PITT* (ACCN)	6/8 P.M.
19	MIAMI (FLA.)* (RSN)	9 P.M.
22	AT NO. 3/3 DUKE* (ESPN/ESPN2/ESPNU/ACCN)	4 P.M.
26	[RV/RV] VIRGINIA* (ESPN/ESPN2/ESPNU/ACCN)	7 P.M.

#### MARCH

1	AT NO. 11/10 LOUISVILLE* (ACCN)	6 P.M.
4	CLEMSON* (ACCN)	7 P.M.
7	AT NOTRE DAME* (ACCN)	2/4 P.M.
10-14	(2) VS. TBA (ESPN/ESPN2/ACCN)	TBA

\* ACC GAME | AP POLL RANKING/COACHES POLL RANKING

- 1 - MAUI JIM MAUI INVITATIONAL (MAUI, HAWAII)
- 2 - ACC TOURNAMENT (GREENSBORO, N.C.)

#### VIRGINIA TECH CONTACT INFO

Lance Dozier | Phone: (507) 993-1898 | Email: lance17@vt.edu  
Assistant Director, Strategic Communications  
Matt Johnson | Phone: (336) 692-2690 | Email: mattj3@vt.edu  
Student Assistant, Strategic Communications

### Social



@HokiesMBB



@HokiesMBB



/HokieSports



**AP Top 25 Poll - Week 11**

Jan. 13 | *Opponents in italics*

#	Team (1st place)	Record	Points
1	Gonzaga (30)	18-1	1574
2	Baylor (31)	13-1	1567
3	<i>Duke (4)</i>	15-2	1529
4	Auburn	15-0	1359
5	Butler	15-1	1299
6	Kansas	12-3	1286
7	San Diego State	17-0	1266
8	Oregon	14-3	1163
9	<i>Florida State</i>	14-2	1093
10	Kentucky	12-3	960
11	<i>Louisville</i>	13-3	943
12	West Virginia	13-2	911
13	<i>Dayton</i>	14-2	842
14	Villanova	12-3	822
15	<i>Michigan State</i>	13-4	735
16	Wichita State	15-1	629
17	Maryland	13-3	616
18	Seton Hall	12-4	496
19	Michigan	11-5	358
20	Colorado	13-3	345
21	Ohio State	11-5	270
22	Memphis	13-3	232
23	Texas Tech	10-5	111
24	Illinois	12-5	109
25	Creighton	13-4	97

**Receiving Votes:** Iowa 88, Stanford 77, Arkansas 65, Indiana 50, *Virginia 41*, Penn State 36, LSU 30, Arizona 20, Wisconsin 19, Liberty 11, UNI 10, Purdue 10, Washington 9, Duquesne 9, Rutgers 8, TCU 8, **Virginia Tech 5**, Houston 4, Oregon State 4, BYU 3, East Tennessee State 2, Akron 1, Harvard 1, USC 1, Saint Mary's 1

**Coaches Top 25 Poll - Week 11**

Jan. 13 | *Opponents in italics*

#	Team (1st place)	Record	Points
1	Gonzaga (16)	18-1	775
2	Baylor (10)	13-1	764
3	<i>Duke (3)</i>	15-2	757
4	Auburn	15-0	685
5	Butler	15-1	660
6	San Diego State	17-0	622
7	Kansas	12-3	586
8	Oregon	14-3	543
9	<i>Florida State</i>	14-2	508
10	Louisville	13-3	469
11	<i>Dayton</i>	14-2	452
12	Kentucky	12-3	449
13	<i>West Virginia</i>	13-2	432
14	Michigan State	13-4	391
15	<i>Villanova</i>	12-3	356
16	Wichita State	15-1	309
17	Maryland	13-3	301
18	Seton Hall	12-4	279
19	Ohio State	11-5	137
20	Michigan	11-5	131
21	Colorado	13-3	120
22	Memphis	13-3	73
23	Texas Tech	10-5	72
24	Iowa	11-5	60
25	Stanford	14-2	59

**Receiving Votes:** Creighton 53, Virginia 51, Arkansas 44, Indiana 38, Arizona 37, Illinois 33, Penn State 23, LSU 22, Rutgers 19, Houston 18, Wisconsin 17, Purdue 15, Northern Iowa 10, TCU 7, Saint Mary's 6, Marquette 6, Xavier 4, New Mexico 3, Liberty 2, Providence 1, Yale 1

**GENERAL INFORMATION**

University Name	Virginia Tech
Location	Blacksburg, Va.
Founded	1872
Enrollment	34,000
President	Dr. Timothy Sands
Director of Athletics	Whit Babcock
Nickname	Hokies
Mascot	Hokie Bird
Colors	Chicago Maroon and Burnt Orange
Affiliation	NCAA Division I
Conference	Atlantic Coast
Home Court	Cassell Coliseum
Capacity	9,275

**INFORMATION**

2018-19 Record	26-9
Conference Record/Finish	12-6 (5th in ACC)
Starters Returning/Lost	1/4
Letterwinners Returning/Lost	4/5
Newcomers	8 (4 freshmen, 2 redshirts, 1 transfer, 1 walk-on)

**STAFF**

Head Coach	Mike Young (Emery & Henry, 1986)
Virginia Tech Record/Years	13-4 / First season
Overall Record/Years	312-248 / 18 years
Associate Head Coach	Chester Frazier (Illinois, 2009)
Assistant Coach	Antwon Jackson (Pikeville, 1993)
Assistant Coach	Christian Webster (Harvard, 2013)
Chief of Staff	Stephanie Ballein (Virginia Tech, 1990, 1995)
Special Assistant to the Head Coach	Kevin Giltner (Wofford, 2012)
Special Assistant for Recruiting	Matt Olinger (Liberty, 2007)
Director of Player Personnel	Ryan Nadeau (Michigan State, 2016)
Director, Sports Medicine	Hisham Ziyout (Salisbury, 2015)
Coordinator of Basketball Relations	Ace Custis (Virginia Tech, 1997)
Senior Director, Strength & Conditioning	David Land (App State, 2011)
Assistant Director, Equipment Services	Bruce Garnes (Virginia Tech, 1994, 1996)
Graduate Assistant	Chakiris Moss (Greensboro, 2013)
Graduate Assistant	Will Stigall (Wofford, 2019)
Administrative Assistant	Isabelle Schneiderman (Virginia Tech, 2019)

**ROSTER**

No.	Name	Pos.	Ht.	Wt.	Cl.	Hometown	High School/Last School
0	Hunter Cattoor	G	6-3	205	Fr.	Orlando, Fla.	Bishop Moore
1	Isaiah Wilkins	G	6-4	225	So.	Winston-Salem, N.C.	Mount Tabor
2	Landers Nolley II	G/F	6-7	225	r-Fr.	Atlanta, Ga.	Langston Hughes
3	Wabissa Bede	G	6-0	200	Jr.	North Andover, Mass.	Cushing Academy
4	Nahiem Alleyne	G	6-3	195	Fr.	Buford, Ga.	Mountain View
10	Jonathan Kabongo	G	6-4	195	So.	Toronto, Canada	Thornlea Secondary
11	Brendan Palmer	G	6-4	195	So.	Winston-Salem, N.C.	Forsythe Country Day
13	Grant Yates	F	6-8	210	So.	Gainesville, Va.	Battlefield/Christopher Newport
14	P.J. Horne	F	6-6	225	Jr.	Tifton, Ga.	Tift County
15	Jalen Cone	G	5-10	170	Fr.	Walkertown, N.C.	Walkertown
21	John Ojiako	F	6-10	240	Fr.	Lagos, Nigeria	Admiral Farragut
22	Keve Aluma	F	6-9	240	Jr.	Berlin, Md.	Stephen Decatur/Wofford
23	Tyrece Radford	G	6-1	205	r-Fr.	Baton Rouge, La.	McKinley
24	Branden Johnson	F	6-8	230	Gr.	Garfield Heights, Ohio	Garfield Heights/Alabama St.
25	Ryan Payne	F	6-8	220	Jr.	Mechanicsville, Va.	Hanover

**PRONUNCIATIONS**

Nahiem Alleyne	na-HEEM ah-LEAN	Jonathan Kabongo	kuh-BONGO
Keve Aluma	Kev-aye	Landers Nolley II	NAH-lee
Wabissa Bede	wa-BEE-sah BEE-dee	John Ojiako	OH-gee-ah-co
Hunter Cattoor	cuh-TOUR	Tyrece Radford	TIE-reese





**2019-20 ACC Standings**

#	Team	Overall	ACC	Pct.
1.	No. 3/3 Duke	15-2	5-1	.882
	No. 9/9 Florida State	15-2	5-1	.882
	No. 11/10 Louisville	14-3	5-1	.824
4.	<b>[RV/--] Virginia Tech</b>	<b>13-4</b>	<b>4-2</b>	<b>.765</b>
5.	[RV/RV] Virginia	11-4	3-3	.688
	NC State	12-5	3-3	.706
	Syracuse	10-7	3-3	.588
	Clemson	9-7	3-3	.563
	Boston College	9-8	3-3	.529
10.	Georgia Tech	8-9	3-4	.471
11.	Notre Dame	11-6	2-4	.647
	Pitt	11-6	2-4	.647
	Miami (Fla.)	10-6	2-4	.625
14.	North Carolina	8-8	1-4	.500
15.	Wake Forest	8-8	1-5	.500

**2019-20 Preseason ACC Coaches' Poll**

#	Team (First-place votes)	Points
1.	Duke (51)	1564
2.	North Carolina (19)	1493
3.	Louisville (29)	1448
4.	Virginia (12)	1405
5.	Florida State	1157
6.	NC State	1038
7.	Notre Dame	915
8.	Syracuse	910
9.	Miami (Fla.)	768
10.	Pitt	577
11.	Clemson	564
12.	Georgia Tech	437
13.	Boston College	382
14.	<b>Virginia Tech</b>	<b>334</b>
15.	Wake Forest	328

**Preseason All-ACC Team**

**First Team**

Jordan Nwora, Louisville, 95  
 Tre Jones, Duke, 89  
 Cole Anthony, North Carolina, 81  
 John Mooney, Notre Dame, 51  
 Mamadi Diakite, Virginia, 49

**Second Team**

Markell Johnson, NC State, 39  
 Vernon Carey Jr., Duke, 19  
 Chris Lykes, Miami, 18  
 Garrison Brooks, North Carolina, 11  
 Trent Forrest, Florida State, 11

**Preseason ACC Freshman of the Year**

Cole Anthony, North Carolina, 89  
 Vernon Carey Jr., Duke, 8  
 Wendell Moore Jr., Duke, 5  
 Casey Morsell, Virginia, 3  
 Cassius Stanley, Duke, 3  
 Matthew Hurt, Duke, 3

**Preseason ACC Player of the Year**

Jordan Nwora, Louisville, 55  
 Cole Anthony, North Carolina, 31  
 Tre Jones, Duke, 19  
 John Mooney, Notre Dame, 3  
 Mamadi Diakite, Virginia, 2  
 Markell Johnson, NC State, 1

**A WIN WOULD**

- Be Tech's third straight victory over Syracuse, a first in program history.
- Mark Tech's second straight season of beginning ACC play 5-2. Last year's losses were to Virginia and North Carolina, with both being on the road. Ironically, Tech's seventh game was against Syracuse as well.
- Make Tech be on a four-game winning streak in ACC play, something that has only happened five times, with the most recent being 2015-16.
- Give Coach Young a perfect 2-0 record against the Orange and 2-0 mark versus Jim Boeheim.

**RECAPPIN' WAKE FOREST**

- Shooting 60 percent in the second half, the Hokies had four players in double figures for the first time this season in an ACC game and just the fifth time overall, marking their first game of doing so since Dec. 29 versus Maryland Eastern Shore.
- Tech's 18 forced turnovers marked the most it has caused in a conference game since Jan. 9, 2019 at Georgia Tech, a 52-49 win.
- Wake Forest, which entered the game taking the most free-throw attempts in the ACC, got to the line 23 times, with two Hokies fouling out (Ojjiako, Nolley), which marked the first time anybody has fouled out for the Hokies this season, while the Hokies finished with a season-high 24 fouls despite entering the game with being inside the top of fewest fouls committed nationally.

**DUO THAT CAN SCORE**

- When redshirt freshmen Tyrece Radford and Landers Nolley each dropped 21 points on Wake Forest this past Tuesday, it marked the first time two Hokies had 20-point outings in the same game since Jan. 5, 2019.
- On that day, Kerry Blackshear Jr. (now with Florida) and Nickeil Alexander-Walker (now with the Pelicans) both had 20-plus versus Boston College.
- During that span, 37 games have passed before Radford and Nolley accomplished the feat.

**THE ONE & ONLY, THE YOUNG HOKIES**

- Only one team nationally has five freshmen that are averaging over 7.0 points per game (minimum 10 games played) and that would be Tech.
- Of the 353 teams in Division I, none even have four freshmen over seven points a game, with the next best being three players.

**ANOTHER ONE**

- Landers Nolley earned his fifth ACC Freshman of the Week on Monday, which is the most by a Tech freshman since the school joined the league in '04.
- He averaged 21 points, six rebounds and 2.5 assists per game last week vs. 'Cuse and NC State.
- It hasn't been that long since an ACC freshman has won the award five times, with Duke's Zion Williamson and North Carolina's Coby White winning it five times last year.
- The record for most times winning it is 10, with North Carolina's Tyler Hansbrough (2005-06), Georgia Tech's Kenny Anderson (1989-90) and Duke's Jabari Parker (2013-14) all being tied with 10.

**DOUBLE-DIGITS, DÉJÀ VU**

- The Hokies for the second straight game came back from a double-digit deficit, marking the first time doing so since 2017.
- Tech trailed 10-0 to start the NC State contest, then ripped off a 13-0 run to take a lead it would not relent.
- Earlier in the week at Syracuse, the 11-point deficit was Tech's largest comeback of the season and marked its biggest comeback since Nov. 18, 2018 versus then-No. 23 Purdue (12 points).
- The last time Tech had consecutive games of trailing by 10 or more and coming back to win was on Feb. 12, 2017 versus Virginia (14 points) and Feb. 14, 2017 against Pitt (13).

**OUT OF TIMEOUTS**

- Tech has gotten off to slow starts - hence the double-digit deficits the two of its last three games in the first half - as of late, but a key timeout has spurred the squad in both wins.
- With two minutes to go before halftime in the Syracuse game, Tech faced its biggest deficit of the entire game at 11 points. After a quick timeout by Coach Young, the Hokies went on a 6-0 run make it a five-point game right before half.
- In similar fashion in its next game, Tech was down 10-0 to start the matchup with the Wolfpack, causing Young to burn a timeout at the 16:23 mark.
- And once again, the Hokies ripped off a run (13-0) to put the game back in the balance.

**20 LIKE IT'S NOTHIN'**

- Only 36 players in high-major conferences have racked up six or more 20-point games this season, including Tech's Landers Nolley.
- Of the 36, four reside in the ACC with Landers Nolley having his most recent one versus Wake Forest.

Player	20+ G	PPG	GP
Jordan Nwora (Louisville)	10	20.4	17
Vernon Carey Jr. (Duke)	8	17.6	17
Landers Nolley (Virginia Tech)	7	18.1	16
Elijah Hughes (Syracuse)	6	19.5	17

**RECAPPIN' SYRACUSE**

- Tech went into the Syracuse game away with its second ACC road victory of the season and its second-ever in the Carrier Dome (Fairfield, 2000 in a neutral-site game).
- After starting out slow and trailing by nine points with 12 minutes remaining in the second half, the Hokies took it to another level and attacked the 2-3 zone with a mix of triples and buckets at the glass.
- Trailing by as many as seven points with four minutes left, 'Cuse cut it to a one-possession game four times but the Hokies always punched back.
- Interestingly enough, Tech had a season-low 14 points scored in the paint, but assisted on 20 of 21 made field goals.
- That assist percentage (95.2%) is the second-highest clip in a DI game this year.

**EFFICIENT AS THEY GET**

- If you throw minimums out the window (at least 20% of possessions used, eg.), redshirt freshman Tyrece Radford ranks No. 1 in the country in offensive efficiency rating with a 142.6 clip.
- Radford is shooting a team-high 67.4 percent.



**LAST TIME TEAM...**

Tech scored 100 points and won: 103-79, vs. Washington, 11-17-17  
 Tech scored 100 points and lost: 100-104 2OT vs. Maryland, 2-27-10  
 Tech played in overtime: 63-65, OT, vs. Florida State (ACC Tournament), 3-14-19  
 Tech played in consecutive overtime games: 82-77 vs. UAB, 11-28-15 & 79-81 vs. Northwestern, 12-1-15  
 Tech played 2 OT: 80-78, 2OT, vs. Virginia, 2-12-17  
 Tech played 3 OT: 86-90 at WVU, 2-2-83  
 Tech scored 100+ points: 100-64 vs. Delaware State, 11-20-19  
 Tech scored 90-99 points: 92-37 vs. Maryland Eastern Shore, 12-29-19  
 Tech scored 80-89 points: 80-70 at Wake Forest, 1-14-20  
 Tech scored 70-79 points: 72-58 vs. NC State, 1-11-20  
 Tech scored 60-69 points: 67-63 at Syracuse, 1-7-20  
 Tech scored 50-59 points: 58-64 vs. Virginia, 2-18-19  
 Tech scored 40-49 points: 47-24 at NC State, 2-2-19  
 Tech scored 30-39 points: 39-65 at No. 19/19 Virginia, 1-4-20  
 Tech scored 20-29 points: 27-40 at McGuire Hospital, 2-2-46  
 Tech scored 10-19 points: 16-45 at Virginia, 1-30-39  
 Tech scored less than 10 points: 9-29 vs. North Carolina, 1-12-35  
 Tech allowed 100+ points: 82-103 at North Carolina, 1-21-19  
 Tech allowed 90-99 points: 77-90 vs. BYU, 11-27-19  
 Tech allowed 80-89 points: 62-89 vs. Dayton, 11-26-19  
 Tech allowed 70-79 points: 80-70 at Wake Forest, 1-14-20  
 Tech allowed 60-69 points: 67-63 at Syracuse, 1-7-20  
 Tech allowed 50-59 points: 72-58 vs. NC State, 1-11-20  
 Tech allowed 40-49 points: 73-46 vs. Gardner-Webb, 12-15-19  
 Tech allowed 30-39 points: 92-37 vs. Maryland Eastern Shore, 12-29-19  
 Tech allowed 20-29 points: 47-24 at NC State, 2-2-19  
 Tech allowed 10-19 points: 60-19 vs. Lynchburg College, 1-9-46  
 Tech allowed less than 10 points: 28-9 vs. Hampden-Sydney, 1-17-23  
 Tech scored at least 60 points in a half: 66, 2nd half, vs. The Citadel, 11-12-17  
 Largest margin of victory: 83 points vs. Randolph Macon Academy, 87-4, 1-10-1911  
 Largest margin of victory in an ACC game: 29 points vs. Wake Forest, 94-65, 1-15-11  
 Tech defeated a ranked opponent on the road: 47-24 at No. 23/22 NC State, 2-2-19  
 Tech defeated a ranked opponent at home: 77-72 vs. No. 3/2 Duke, 2-26-19  
 Tech defeated a ranked opponent on a neutral court: 71-66 vs. No. 3 Michigan State, 11-25-19, Maui  
 Tech defeated a defending national champion: 80-69 vs. North Carolina, 1-22-18  
 Tech held opponent without a double-figure scorer: 65-47 vs. Miami, ACC Tournament, 3-12-09  
 No Tech player scored in double figures: 41-57 vs. Temple, 2-25-96  
 Tech had six players score in double figures: at Boston College, 2-25-17  
 Tech had seven players score in double figures: vs. The Citadel, 12-17-16  
 Tech did not make a 3-point field goal: at Providence, 2-1-03  
 Tech's opponent did not make a 3-point field goal: at NC State, 2-10-10  
 Tech did not shoot a free throw in the first half: vs. Lehigh, 11-16-19  
 Tech did not shoot a free throw in the second half: vs. Virginia, 12-5-10  
 Tech's opponent did not shoot a free throw: vs. VMI, 12-21-19  
 Tech held an opponent under 10 points in a half: 9 points, vs. Eastern Michigan, 12-22-11  
 Tech held an opponent under 20 points in a half: 12 points, vs. Coppin State, 11-8-19  
 Tech had double-figures in blocked shots: 13, 87-82, vs. West Virginia, 11-12-13  
 Tech came back from a double-figure deficit to win: 10 points vs. NC State, 1-11-20  
 Lost a double-digit lead: 12 points vs. No. 10/8 Duke, 12-6-19  
 Tech led by 20 or more points at half time of a game: 23 points vs. Maryland Eastern Shore, 12-29-19  
 Tech had 20-29 assists in a game: 20 vs. Maryland Eastern Shore, 12-29-19  
 Tech had 30 or more assists: 36 vs. The Citadel, 11-12-17  
 Tech won a neutral-court game (no tourney): 73-61 vs. Washington (Atlantic City, N.J.), 12-15-18  
 Tech held a team under 20 percent from the field: 16.7% at NC State, 2-2-19  
 Tech won an NCAA Tournament game: 67-58 vs. Liberty (NCAA Tournament), 3-24-19

**LAST TIME PLAYER...**

A Tech player recorded a triple-double: Chris Clarke (13 pts./12 rebs./10 ast.) vs. The Citadel, 12-17-16  
 Two Tech players recorded double-doubles in a game: Kerry Blackshear Jr. (22 pts./15 rebs.) & Chris Clarke (15 pts./10 rebs.) vs. The Citadel, 11-12-17  
 Two Tech players recorded double-doubles in consecutive games: vs. UNC, ACC Tournament, 3-13-09 and vs. Duquesne, NIT, 3-18-09  
 Tech player had five or more steals: Nickeil Alexander-Walker (6) vs. Miami (Fla.), 1-30-19  
 Tech player had 10 or more assists in a game: Wabissa Bede (10) vs. Delaware State, 11-20-19  
 Tech player had 20 or more rebounds in a game: Jeff Allen (21) vs. Longwood, 12-14-08  
 Two Tech players had double figures in rebounds: Kerry Blackshear Jr. (15 rebs.) & Chris Clarke (10 rebs.) vs. The Citadel, 11-12-17  
 Two Tech players had five or more assists: Wabissa Bede (6) & Tyrece Radford (5) vs. UMES 12-29-19  
 Three Tech players had five or more assists: Chris Clarke (10) Justin Robinson (6), Seth Allen (6) vs. The Citadel, 12-17-16  
 Four Tech players had five or more assists: Kerry Blackshear (8), Devin Wilson (7), Justin Robinson (7), Chris Clarke (5) vs. The Citadel, 11-12-17  
 Three Tech players had five or more 3-pointers: Nahiem Alleyne (5), Jalen Cone (5), Isaiah Wilkins (5) vs. Delaware State, 11-20-19  
 Two Tech players scored 20 or more points: Landers Nolley II (21 points) & Tyrece Radford (21 points) at Wake Forest, 1-14-20  
 Three Tech players scored 20 or more points: Nickeil Alexander-Walker (25 points), Ahmed Hill (23 points) and Justin Robinson (23 points) vs. Purdue, 11-18-18  
 Same two Tech players scored 20 or more points in consecutive games: Nickeil Alexander-Walker & Kerry Blackshear Jr., 11-10 & 11-12-17  
 Tech freshman scored 20 or more points in a game: 21, Landers Nolley II & Tyrece Radford, at Wake Forest, 1-14-20  
 Two Tech freshmen scored in double figures in a game: Landers Nolley II (21 points), Tyrece Radford (21) Jalen Cone (15) and Nahiem Alleyne (10) at Wake Forest, 1-14-20  
 Three Tech freshmen scored in double figures in a game: Landers Nolley II (21 points), Tyrece Radford (21) Jalen Cone (15) and Nahiem Alleyne (10) at Wake Forest, 1-14-20  
 Four Tech freshmen scored in double figures in a game: Landers Nolley II (21 points), Tyrece Radford (21) Jalen Cone (15) and Nahiem Alleyne (10) at Wake Forest, 1-14-20  
 Tech player scored 30-39 points in a game: 30, Landers Nolley at Clemson, 11-5-19  
 Tech player scored 40-49 points in a game: 41, Dorenzo Hudson vs. Seton Hall, 1-2-10  
 Tech player scored 50+ points in a game: 51, Binbo Coles vs. Southern Miss., 2-6-88  
 Tech player had consecutive double-doubles: Kerry Blackshear Jr., 2-18-19, 2-23-19 & 2-26-19  
 Tech player had three consecutive double-doubles: Kerry Blackshear Jr., 2-18-19, 2-23-19 & 2-26-19  
 Tech freshman had consecutive double-doubles: Kerry Blackshear Jr., 12-13-15 & 12-19-15  
 Tech player had seven consecutive double-doubles: Jeff Allen, 1-25-11, 1-30-11, 2-2-11, 2-5-11, 2-13-11, 2-15-11 & 2-19-11

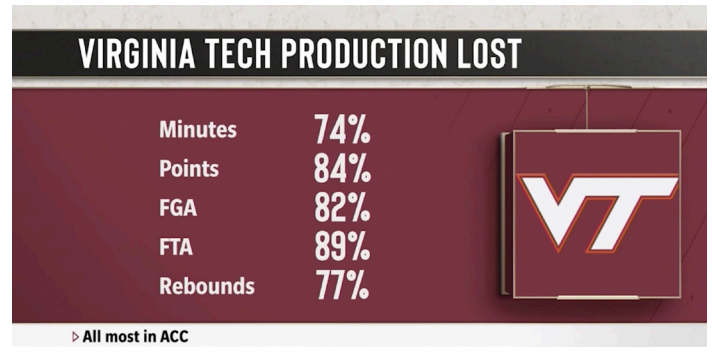
**What's a Hokie?**



The answer leads all the way back to 1896 when Virginia Agricultural and Mechanical College changed its name to Virginia Polytechnic Institute. With the change came the necessity for writing a new cheer and a contest for such a purpose was held by the student body.

Senior O.M. Stull won first prize for his "Hokie" yell which is still used today. Later, when asked if "Hokie" had any special meaning, Stull explained the word was solely the product of his imagination and was used only as an attention-getter for his yell. It soon became a nickname for all Tech teams and for those people loyal to Tech athletics.

The official university school colors - Chicago Maroon and Burnt Orange - also were introduced in 1896. The colors were chosen by a committee because they made a 'unique combination' not worn elsewhere at the time. The official definition of "hokie" is "a loyal Virginia Tech Fan".



**'19 CLASS OF HIGH-MAJOR COACHES**

- Out of the seven high-major conferences (ACC, American, BIG EAST, B1G, Big 12, Pac-12 and SEC), there are 14 new head coaches for the 2019-20 season.
- Virginia Tech coach Mike Young is just one of six coaches that were a mid-major coach to jump up to the big leagues, joining Alabama's Nate Oats (Buffalo), Arkansas' Eric Musselman (Nevada), Tulane's Ron Hunter (Georgia State) and Washington State's Kyle Smith (San Francisco).
- Of the 14 new coaches, Young was the longest-tenured coach to leave, following his 17-year stint as the head guy at Wofford.
- The NBA saw three of its coaches jump into the college ranks, with Michigan's Juwon Howard (Miami Heat), Nebraska's Fred Hoiberg (Chicago Bulls) and Vanderbilt's Jerry Stackhouse (Memphis Grizzlies).
- In this cycle, only one assistant coach was promoted from within and that was Temple's Aaron McKie, who served as an assistant under Fran Dunphy for five seasons in Philadelphia.
- While former Hokie coach Buzz Williams, who is now at Texas A&M, was one of just two coaches this offseason to jump ship and go high-major for high-major, with UCLA's Mick Cronin (Cincinnati) being the other.
- A full breakdown of the 14 coaches this cycle is below, with the SEC welcoming the most among the seven leagues with four. The Big 12 was the lone conference not to have a new head coach this offseason.

School	Name	Previous Team
Alabama	Nate Oats	Buffalo (HC)
Arkansas	Eric Musselman	Nevada (HC)
Cal	Mark Fox	*Georgia (HC)
Cincinnati	John Brannen	Northern Kentucky (HC)
Michigan	Juwon Howard	Miami Heat (NBA Assistant)
Nebraska	Fred Hoiberg	Chicago Bulls (NBA HC)
St. John's	Mike Anderson	Arkansas (HC)
Temple	Aaron McKie	Temple (Assistant)
Texas A&M	Buzz Williams	Virginia Tech (HC)
Tulane	Ron Hunter	Georgia State (HC)
UCLA	Mick Cronin	Cincinnati (HC)
Vanderbilt	Jerry Stackhouse	Memphis Grizzlies (NBA Assistant)
Virginia Tech	Mike Young	Wofford (HC)
Washington State	Kyle Smith	San Francisco (HC)

\* Coach Mark Fox last coached Georgia in 2017-18.



**RECORD WHEN...**

Leading at the half:	11-2
Trailing at the half:	2-2
Tied at the half:	0-0
Playing Overtime:	0-0
Shooting 50% or better:	2-1
Shooting between 40-49.9%:	6-2
Shooting less than 40%:	4-1
Opponents shoot 50% or better:	0-2
Opponents shoot less than 50%:	13-2
VT outrebounds its opponent:	7-0
Opponent outrebounds VT:	6-4
Teams are tied in rebounds:	0-0
VT shoots 70% FT or better:	8-1
VT shoots less than 70% FT:	5-3
Scoring less than 50 points:	0-1
Scoring 50-59 points:	0-0
Scoring 60-69 points:	4-2
Scoring 70-79 points:	5-1
Scoring 80-89 points:	2-0
Scoring 90 or more points:	2-0
Allowing less than 30 points:	0-0
Allowing 30-39 points:	1-0
Allowing 40-49 points:	2-0
Allowing 50-59 points:	5-0
Allowing 60-69 points:	4-1
Allowing 70-79 points:	1-1
Allowing 80-89 points:	0-1
Allowing 90 or more points:	0-1
Game decided by 1-4 points or OT:	1-0
Game decided by 5-10 points:	5-0
Game decided by 11+ points:	7-4
Playing in the morning:	0-0
Playing at night:	8-2
Playing in the afternoon:	5-2
Playing on Monday:	1-0
Playing on Tuesday:	3-1
Playing on Wednesday:	3-1
Playing on Thursday:	0-0
Playing on Friday:	1-1
Playing on Saturday:	3-1
Playing on Sunday:	2-0
Playing in November:	6-2
Playing in December:	4-1
Playing in January:	3-1
Playing in February:	0-0
Playing in March:	0-0

**LAST TIME OUT VS. SYRACUSE**



Official Basketball Box Score - Final

**Virginia Tech at Syracuse**

01/08/20 Carrier Dome, Syracuse  
2019-20 Men's Basketball

Game Time: 2:00 AM  
Game Duration: 2:03  
Attendance: 16,504

Officials: Lee Cassell, James Breeding, Justin Porterfield

Virginia Tech - 67		Record: 11-4 (2-2)															
NO.	Name	Min	FG M-A	3P M-A	FT M-A	Rebounds			Fouls		TP	AS	TO	ST	Blocks		+/-
						OR	DR	TOT	PF	FD					BS	BA	
2	Landers Nolley II	F 36:20	4-14	1-11	4-6	1	4	5	3	3	13	4	1	1	0	0	5
14	P.J. Horne	F 23:28	5-8	0-3	2-2	1	1	2	3	2	12	0	1	1	0	0	6
3	Wabissa Bede	G 33:38	0-1	0-0	2-2	0	3	3	1	1	2	8	3	2	0	0	8
4	Nahiem Alleyne	G 22:55	2-6	2-6	0-2	1	2	3	3	2	6	1	2	0	0	0	-5
23	Tyrece Radford	G 24:32	2-2	0-0	3-4	1	8	9	4	3	7	2	1	0	0	0	-3
0	Hunter Cattoor	20:09	1-7	1-6	0-0	0	0	0	2	0	3	3	1	1	0	1	4
21	John Ojako	06:16	1-2	0-0	0-1	2	0	2	1	2	2	0	0	0	0	0	-1
1	Isaiah Wilkins	13:56	1-3	1-3	0-0	1	2	3	0	0	3	1	1	1	0	0	-2
15	Jalen Cone	18:46	5-7	5-7	4-4	0	1	1	1	4	19	1	1	0	0	0	8
Team																	
<b>Totals</b>			21-50	10-36	15-21	8	25	33	18	17	67	20	11	6	0	1	4

Shooting By Period		
1 <sup>st</sup> FG%	11-26	42.3%
3PT%	5-18	27.8%
FT%	0-2	0%
2 <sup>nd</sup> FG%	10-24	41.7%
3PT%	5-18	27.8%
FT%	15-19	78.9%
GM FG%	21-50	42.0%
3PT%	10-36	27.8%
FT%	15-21	71.4%

Dead Ball Rebounds: 2, 0

Syracuse - 63		Record: 8-7 (1-3)															
NO.	Name	Min	FG M-A	3P M-A	FT M-A	Rebounds			Fouls		TP	AS	TO	ST	Blocks		+/-
						OR	DR	TOT	PF	FD					BS	BA	
21	Marek Dolezaj	F 33:50	2-5	0-0	2-4	2	4	6	5	5	6	2	2	1	1	0	-4
33	Elijah Hughes	F 40:00	6-16	2-5	4-6	0	4	4	3	4	18	2	2	1	0	0	-4
34	Bourama Sidibe	F 21:16	2-2	0-0	1-2	4	5	9	4	1	5	0	1	2	0	0	-1
11	Joseph Girard III	G 40:00	4-11	2-6	2-2	0	0	0	1	1	12	2	2	1	0	0	-4
35	Buddy Boenheim	G 40:00	4-12	2-6	0-0	0	4	4	0	4	10	0	1	1	0	0	-4
1	Quincy Guerrier	24:54	5-7	0-0	2-3	3	6	9	4	3	12	0	1	0	0	0	-3
Team																	
<b>Totals</b>			23-53	6-17	11-17	9	25	34	17	18	63	6	9	6	1	0	-4

Shooting By Period		
1 <sup>st</sup> FG%	12-23	52.2%
3PT%	4-7	57.1%
FT%	5-8	62.5%
2 <sup>nd</sup> FG%	11-30	36.7%
3PT%	2-10	20.0%
FT%	6-9	66.7%
GM FG%	23-53	43.4%
3PT%	6-17	35.3%
FT%	11-17	64.7%

Dead Ball Rebounds: 2, 0

	VT	SYR	Points from		Period by Period Scoring				
Biggest lead	8 (2 <sup>nd</sup> 7:46)	11 (1 <sup>st</sup> 2:01)	Turnovers	7	8				
Best Scoring Run	10 (2 <sup>nd</sup> 7:46)	8 (1 <sup>st</sup> 12:36)	Paint	14	28	1 <sup>st</sup>	2 <sup>nd</sup>		
Lead Changes	4		Second Chance	5	11	VT	27	40	67
Times Tied	3		Fast Breaks	14	1	SYR	33	30	63
Time with Lead	11:03	23:36	Bench	27	12				

**TEAM AVERAGES**

- Two teams that have the same shooting percentage and almost the exact points per game clip will batte for the second time this season.
- 'Cuse does a better job of causing havoc (blocks, steals p/g), but allows less points per game by about three points.

	<b>S</b>	<b>VT</b>
KenPom Ranking	53	51
Points per game	72.2	71.9
Field-goal percentage	44.1	44.1
3-point percentage	36.9	37.1
Free-throw percentage	72.0	70.1
Rebounds per game	36.1	35.6
Assists per game	16.4	15.5
Blocks per game	4.4	2.8
Steals per game	7.4	6.2
Points allowed per game	65.2	61.8
Defensive field-goal percentage	38.1	39.5
Defensive 3-point percentage	29.7	30.6
Rebound margin	-0.3	+0.2
Assist/turnover ratio	1.4	1.6

**LAST TIME OUT VS. SYRACUSE**

- Getting down by nine points with 11 minutes to go in the second half, the Hokies put together a 21-4 run to take a 52-44 lead with over seven minutes left and would go on to pick up a win over Syracuse at the Dome for the first time in school history. Tech shared the rock very well, assisting on 21 of 22 field goals (95%).
- During the run, Jalen Cone came up big with a pair of four-point plays on his way to a career-high 19 points in just 19 minutes off the bench. Landers Nolley, who made 3 of 4 free throws in the final minute with it being a one-possession game each time, finished with 13 points, five rebounds and four assists.
- Tech, which was outscored 28-14 in the paint, had its bench step up to the plate, outscoring the Orange 27-12, and in transition, owning a 14-1 advantage.

**SCOUTING SYRACUSE**

- The Orange are coming off a 26-point thumping of Boston College (9-9, 3-3) on Saturday at home behind the stellar play of Buddy Boenheim, who had a team-high 22 points thanks for four 3-pointers, giving 'Cuse a two-game winning streak entering Blacksburg.
- Jim Boenheim enters his 44th season as the head coach in Syracuse, starting all the way back in 1976. The Hall of Famer has led the Orange to five Final Four appearances and won it all in 2003. He ranks second all-time in wins, trailing only Duke's Mike Krzyzewski in Division I.
- 'Cuse is paced by Elijah Hughes, who is playing like an All-ACC performer, owning the second-best points per game average (19.5) in the conference and ranks eighth in assists (4.4).
- Sharing the basketball is one of the Orange's strengths, as they sit No. 24 in the nation in assists per game with 16.4, which ranks third in the ACC, and they rarely turn it over, with the 19th-best assist/turnover ratio nationally with 1.34.



### FIVE-SPOT TWICE

• The Hokies are the only high-major school (87 total) to boast two players that have had at least two games of making five or more 3s, with Jalen Cone and Landers Nolley.

### DIAPER DANDIES

• The ACC has arguably the best two scorers in the nation among the freshman class, with Duke and Tech being in the mix.  
 • The Hokies' Landers Nolley and the Blue Devils' Vernon Carey Jr. are in the top five.

Player	Points/g	Points	G
Anthony Edwards (Georgia)	19.1	306	16
Landers Nolley (VT)	18.1	307	17
Isaiah Stewart (Washington)	17.9	322	18
Vernon Carey Jr. (Duke)	17.6	299	17
Zeke Nnaji (Arizona)	16.9	288	17

### THE FIRST

• Since the Hokies joined in the ACC in 2004, Mike Young became the first Tech coach to win two of his first three road games.  
 • Young earned wins on the road at Clemson on Nov. 5 in the season opener and at Syracuse.

Coach	W	L
Mike Young (2019-20)	at CLEM, at 'Cuse	at UVA
Buzz Williams (2014-15)	at FSU, at UofL, at UNC	
James Johnson (2012-13)	at Miami (Fla.)	at ND, at UVA
Seth Greenberg (2004-05)	at GT	at Duke, at FSU

### DON'T MAKE 'EM LIKE ME ANYMORE

• Landers Nolley is a rare breed when it comes to his stat line, as he is one of only four high-major players to average more than 18 points, 5.5 rebounds and 2.5 assists per game.  
 • He is one of 15 total players nationally with those averages as well.

Player	PTS	REB	AST
Timmy Allen (Utah)	19.9	7.4	2.4
Tres Tinkle (Oregon State)	19.6	6.9	3.8
Mason Jones (Arkansas)	18.1	6.1	3.6
Landers Nolley (Virginia Tech)	18.1	5.6	2.5

### SOMEWHAT UNHEARD OF

• When Jalen Cone goes off, he does it very efficiently, as his two highest point totals this season (19 at Syracuse, 17 vs. Delaware State) were when he played less than 20 minutes off the bench.  
 • Cone played 19 minutes versus the Orange on Tuesday and 18 minutes versus the Hornets.  
 • The freshman, who is averaging 13 minutes a game, has cracked the 20-minute plateau just once

### ONE OF THE BEST IN 2019

• Tech coach Mike Young fielded one of the better records in the 2019 calendar year, sitting tied for second in Division I versus Division I games.  
 • Young racked up 20 wins at Wofford, getting 16 in conference play, three in the SoCon tourney and one in the NCAA Tournament, while 10 Ws at Tech.

Coach	Team(s)	Record	WP
Mark Few	Gonzaga	33-3	.917
Mike Young	Virginia Tech/Wofford	30-4	.882
Ritchie McKay	Liberty	30-4	.882
Tony Bennett	Virginia	33-5	.868
Mike Krzyzewski	Duke	32-6	.842

### HOME SWEET HOME

• Wrapping up nonconference play with a win over Maryland Eastern Shore, the Hokies extended their home nonconference winning streak to 32 games, which is a school record.  
 • Tech is in elite company among high-major schools, sitting with the fourth-best win streak.

Team	Conference	Home Noncon	Streak
Butler	BIG EAST		58
Texas Tech	Big 12		54
Florida State	ACC		37
Virginia Tech	ACC		32
Auburn	SEC		28

### FIVE IS THE MAGIC NUMBER

• There aren't too many teams in Division I that boast four players that have had at least one game of making five 3-pointers, with the Hokies being one of only seven schools and the lone high-major.  
 • The schools are Buffalo, Davidson, Detroit Mercy, Georgia Southern, Northern Kentucky, Virginia Tech and Wofford. But Tech is the only school to have five players.  
 • Its five players are Landers Nolley (2 five 3-pointer games), Jalen Cone (2), Nahiem Alleyne (1), Isaiah Wilkins (1) and Hunter Cattoor (1).

### VERY FEW MISCUES

• Over the last 10 seasons in Division I, there have been 80 games when a team commits two or less turnovers, including Tech's most recent game against Maryland Eastern Shore. It's only happened four times this season.  
 • Tech played 35 minutes of turnover-free basketball before it coughed up its first miscue, as it was on pace to be just the second team in the last decade to complete a game with zero TOs (Wisconsin, 2015 vs. Iowa).

### BENCH MAKING STRIDES

• After Tech's bench was essentially non-existent versus Chattanooga on Dec. 11 (season-low five points), it woke up and ripped off three straight games of scoring 30 or more points on Dec. 15, 21 and 29.  
 • During that stretch, the Hokies' reserves averaged 40.3 points per game after scoring a combined 121 points, including tying a season-high 49 vs. UMES.  
 • Tech's bench is made up of four players, with three of the four being freshmen.

### FRESHMEN LEADING THE CHARGE

• Tech has had its freshmen carry the load this year, with the Hokies ranking fourth nationally in highest percentage of minutes played by freshmen (63.1%) and second among high-majors (No. 22/22 Memphis).  
 • The Hokies also rank third nationally in percentage of points scored by freshmen (74.2%), which is first among high-major conference teams.

## STARTERS GAME-BY-GAME

Opponent	Date	Guard	Guard	Guard	Guard	Forward	First off the Bench
Clemson (W, 67-60)	Nov. 5	Wabissa Bede	Hunter Cattoor	Isaiah Wilkins	Landers Nolley II	P.J. Horne	Tyrece Radford
Coppin State (W, 74-42)	Nov. 8	Wabissa Bede	Nahiem Alleyne	Isaiah Wilkins	Landers Nolley II	P.J. Horne	4 Players
USC Upstate (W, 80-57)	Nov. 13	Wabissa Bede	Nahiem Alleyne	Tyrece Radford	Landers Nolley II	P.J. Horne	2 Players
Lehigh (W, 79-53)	Nov. 16	Wabissa Bede	Nahiem Alleyne	Tyrece Radford	Landers Nolley II	P.J. Horne	3 Players
Delaware State (W, 100-64)	Nov. 20	Wabissa Bede	Nahiem Alleyne	Tyrece Radford	Landers Nolley II	P.J. Horne	Isaiah Wilkins
No. 3/3 Michigan St. (W, 71-66)	Nov. 25	Wabissa Bede	Nahiem Alleyne	Tyrece Radford	Landers Nolley II	P.J. Horne	2 players
Dayton (L, 89-62)	Nov. 26	Wabissa Bede	Nahiem Alleyne	Tyrece Radford	Landers Nolley II	P.J. Horne	2 players
BYU (L, 90-77)	Nov. 27	Wabissa Bede	Nahiem Alleyne	Tyrece Radford	Landers Nolley II	P.J. Horne	Hunter Cattoor
No. 10/8 Duke (L, 77-63)	Dec. 6	Wabissa Bede	Nahiem Alleyne	Tyrece Radford	Landers Nolley II	P.J. Horne	3 players
Chattanooga (W, 63-58)	Dec. 11	Wabissa Bede	Nahiem Alleyne	Tyrece Radford	Landers Nolley II	P.J. Horne	2 players
Gardner-Webb (W, 73-46)	Dec. 15	Wabissa Bede	Nahiem Alleyne	Tyrece Radford	Landers Nolley II	P.J. Horne	Hunter Cattoor
VMI (W, 64-55)	Dec. 21	Wabissa Bede	Nahiem Alleyne	Tyrece Radford	Landers Nolley II	P.J. Horne	Hunter Cattoor
UMES (W, 92-37)	Dec. 29	Wabissa Bede	Nahiem Alleyne	Tyrece Radford	Landers Nolley II	P.J. Horne	John Ojiako
No. 19/19 Virginia (L, 65-39)	Jan. 4	Wabissa Bede	Nahiem Alleyne	Tyrece Radford	Landers Nolley II	P.J. Horne	3 players
Syracuse (W, 67-63)	Jan. 7	Wabissa Bede	Nahiem Alleyne	Tyrece Radford	Landers Nolley II	P.J. Horne	Hunter Cattoor
NC State (W, 62-58)	Jan. 11	Wabissa Bede	Nahiem Alleyne	Tyrece Radford	Landers Nolley II	P.J. Horne	2 players
Wake Forest (W, 80-70)	Jan. 14	Wabissa Bede	Hunter Cattoor	Tyrece Radford	Landers Nolley II	P.J. Horne	2 players



### FINDING HIS GROOVE

- After missing the Chattanooga game on Dec. 11 due to a minor ankle injury, freshman Hunter Cattoor returned in style, scoring in double figures in his next three games since his absence.
- During the three-game stretch, the Florida native is averaged 14.0 points per game, which is well above his average of 7.0 this season.

### FRESHIES BEYOND THE ARC

- There are only two schools that have three freshmen that have made at least 20 3s this season.
- The two programs are Elon and Virginia Tech, making the Hokies the lone high-major program (ACC, AAC, BIG EAST, Big 12, B1G, Pac-12, SEC).

Player	Team	Year	3s
Landers Nolley	Virginia Tech	r-Fr.	48
Hunter McIntosh	Elon	Fr.	43
Zac Irvin	Elon	Fr.	37
Hunter Woods	Elon	Fr.	33
Hunter Cattoor	Virginia Tech	Fr.	27
Nahiem Alleyne	Virginia Tech	Fr.	24

### NOT CLOSE

- Junior Wabissa Bede is head and shoulders above the rest of the ACC's guards in assist/turnover ratio.
- From great decision making to knowing when to make the extra pass, the Massachusetts native's average is greater than one than the next best with those that have minimum 60 assists.

Player	A	TO	G	A/T/R
Wabissa Bede (Virginia Tech)	109	29	17	3.76
Tre Jones (Duke)	102	45	15	2.27
Prentiss Hubb (Notre Dame)	85	41	17	2.07

### DON'T MESS WITH 'EM

- Tech is one of just three teams in the ACC to boast two freshmen that have had a 20-point game, with Landers Nolley (7) and Nahiem Alleyne (2).
- The other two schools are Duke (Vernon Carey w/ 8, Tre Jones w/3, Matthew Hurt w/3, Joey Baker w/ 1, Cassius Stanley w/ 1.) and UNC (Cole Anthony w/ 4, Armando Bacot w/ 2, Garrison Brooks w/1).

### CHECKING IN ON NET

- The NET rankings came out on Monday, Dec. 16 and the Hokies were at No. 62. Tech is 1-4 against quadrant I teams this year and went 4-9 last year.
- Tech's best win of the season came against then-No. 3/3 Michigan State, which ranks ninth in NET.
- As of Friday, Jan. 17, Tech sits at No. 34.
- Last season, the Hokies, after making a run to the Sweet 16, finished in the final NET rankings at 12.
- Ironically, Wofford, which was coached by Mike Young, came in two spots below at No. 14.

### RECAPPIN' THE MSU WIN

- The win over then-No. 3/3 Michigan State in Maui marked coach Mike Young's first ranked win at Tech, his first win over coach Tom Izzo and the Hokies' first-ever victory over Michigan State.
- It was Tech's second straight win over a ranked Big Ten team, ironically, following its win over then-No. 23/22 Purdue last season at the Charleston Classic in the title game.
- Marked Tech's second straight game of coming up with a win against the AP's No. 3 team, which it hadn't done since 1962 (Kentucky) and '64 (Vandy).
- First win over a top-10 team during a nonconference game since Dec. 3, 1983 vs. No. 7 NC State and its first over a top-five team since Dec. 12, 1964 vs. No. 3 Vanderbilt.

### ACC REPPIN' WELL

- When the Hokies took down then-No. 3/3 Michigan State in Maui, they joined two other ACC teams that have taken down a top-10 foe, joining then-No. 4/4 Duke over then-No. 3/3 Kansas and then-[RV/RV] Florida State over then-No. 6/6 Florida.
- However, Tech was the only team of the three to not be in either (AP, Coaches) Top 25 poll or receiving votes, thus the biggest upset.

Team	Opponent	Score	Location
Virginia Tech	#3/3 Michigan St.	71-66	Maui
#4/4 Duke	#3/3 Kansas	68-66	New York
[RV/RV] Florida St.	#6/6 Florida	63-51	Gainesville

### RAINING 3s

- To say the Hokies have been pretty good from downtown might be an understatement.
- On Nov. 20, they broke two records with their 21 triples against Delaware State in Blacksburg.
- The school record, which stood at 18 against Central Connecticut State on Dec. 1, 2018, fell, while the ACC record of 20 set by Florida State against Maine on Dec. 8, 2007, was broken too.
- And, to top it off, Tech did its feat of 21 with a longer way to go, with the new 3-point line distance put into play this season.

Team	3FG	ATT	%	3PT Line
Virginia Tech (2019-20)	21	37	56.8	22'1¼"
Florida State (2007-08)	20	35	57.1	19'9"
Virginia Tech (2018-19)	18	33	54.5	20'9"

## TEAM GAME-BY-GAME

Opponent	Date	Score	W/L	FG-FGA	PCT	3FG-FGA	PCT	FT-FTA	PCT	OFF	DEF	TOT	AVG	PF	A	T/O	BLK	STL	PTS	AVG
at Clemson	11/05/19	67-60	W	22-57	.386	9-27	.333	14-20	.700	9	35	44	44.0	15	11	13	1	4	67	67.0
Coppin St.	11/08/19	74-42	W	27-61	.443	11-33	.333	9-12	.750	5	44	49	46.5	13	17	15	5	7	74	70.5
USC Upstate	11/13/19	80-57	W	31-58	.534	13-27	.481	5-7	.714	6	25	31	41.3	11	19	8	6	6	80	73.7
Lehigh	11/16/19	79-53	W	31-65	.477	14-37	.378	3-4	.750	12	24	36	40.0	8	19	10	4	8	79	75.0
Delaware St.	11/20/19	100-64	W	35-62	.565	21-37	.568	9-14	.643	9	32	41	40.2	13	29	11	3	4	100	80.0
vs Michigan St.	11/25/19	71-66	W	23-52	.442	10-21	.476	15-22	.682	8	19	27	38.0	16	16	9	6	8	71	78.5
vs Dayton	11/26/19	62-89	L	22-51	.431	8-21	.381	10-18	.556	4	17	21	35.6	19	13	10	3	7	62	76.1
vs BYU	11/27/19	77-90	L	31-58	.534	11-22	.500	4-7	.571	4	24	28	34.6	13	14	8	2	1	77	76.3
Duke	12/06/19	63-77	L	27-56	.482	5-20	.250	4-6	.667	7	24	31	34.2	6	12	14	2	2	63	74.8
Chattanooga	12/11/19	63-58	W	23-59	.390	6-21	.286	11-14	.786	13	23	36	34.4	10	12	7	2	5	63	73.6
Gardner-Webb	12/15/19	73-46	W	25-57	.439	13-32	.406	10-15	.667	6	36	42	35.1	14	15	9	0	7	73	73.5
VMI	12/21/19	64-55	W	21-61	.344	7-26	.269	15-24	.625	13	22	35	35.1	8	14	7	3	9	64	72.8
UMES	12/29/19	92-37	W	32-72	.444	12-31	.387	16-19	.842	19	34	53	36.5	9	20	2	4	7	92	74.2
at Virginia	01/04/20	39-65	L	13-48	.271	4-25	.160	9-11	.818	5	20	25	35.6	12	6	13	0	7	39	71.7
at Syracuse	01/07/20	67-63	W	21-50	.420	10-36	.278	15-21	.714	8	25	33	35.5	18	20	11	0	6	67	71.4
NC State	01/11/20	72-58	W	22-59	.373	9-22	.409	19-21	.905	7	34	41	35.8	14	13	8	3	6	72	71.4
at Wake Forest	01/14/20	80-70	W	27-55	.491	9-25	.360	17-29	.586	5	27	32	35.6	24	13	9	4	11	80	71.9
<b>Total</b>		<b>1223</b>		<b>433-981</b>	<b>.441</b>	<b>172-463</b>	<b>.371</b>	<b>185-264</b>	<b>.701</b>	<b>140</b>	<b>465</b>	<b>605</b>	<b>35.6</b>	<b>223</b>	<b>263</b>	<b>164</b>	<b>48</b>	<b>105</b>	<b>1223</b>	<b>71.9</b>
Opponents		1050		390-988	.395	137-448	.306	133-198	.672	157	445	602	35.4	258	215	216	44	67	1050	61.8

### Team Averages

Games Played	Points/game	FG Pct	3FG Pct	FT Pct	Rebounds/game	Assists/game	Turnovers/game	Assist/Turnover ratio	Steals/game	Blocks/game
17	71.9	44.1	37.1	70.1	35.6	15.5	9.6	1.6	6.2	2.8



### CARRY THE LOAD

- When Tech had three players (Jalen Cone, Nahiem Alleyne, Isaiah Wilkins) hit five 3-pointers against Delaware State, it marked the first time that three players have hit at least four 3s in a game since Nov. 17, 2017, when Tech beat Washington 103-79 in Madison Square Garden.
- It also was the first time in at least a decade Tech had three players with five triples to their name.
- It marked the first time a high-major has had three players with five or more 3s in a game since March 4, 2019, when Virginia had Kyle Guy (8), De'Andre Hunter (5) and Ty Jerome (5) accomplished the feat against Syracuse in the Dome.

### FLOOR GENERALS

- When you break down the best assist/turnover ratios in the country, the majority of the top marks are players with less than 100 assists.
- Which makes Wabissa Bede's numbers even more impressive, with him sitting fourth nationally, as he is one of only three players nationally to own 100 or more assists and still have a greater average of 3.

Player	A	TO	G	A/T R
Wabissa Bede (Virginia Tech)	109	29	17	3.76
Grayson Murphy (Belmont)	110	33	18	3.33
Javon Levi (UTRGV)	108	34	13	3.18

### JUST HOLD ON

- When the Hokies went up double digits against then-No. 10/8 Duke, they let it slip away, which is something they haven't done in quite some time.
- The last time Tech blew a double-digit lead in a loss was on March 5, 2019 at Florida State. It held a 14-point lead, which was two more points than it owned versus the Blue Devils (12).

### CAN THEY OVERCOME IT?

- Tech lacks two things that can be pretty important in basketball - a lack of experience and height.
- The Hokies rank near the bottom out of the 353 teams in Division I for those two categories, sitting with shortest roster out of the high-majors (333rd overall) and the second-youngest out of the high-majors (Utah) and No. 349 overall, according to KenPom.
- Be on the lookout for how Tech responds with composure in key situations and winning the boards and paint.

### ON COVER OF LETHAL WEAPON

- With the Hokies starting 5-0 in back-to-back seasons, it marked the first time Tech has done that since the falls of 1981 and 1982.
- The starts for those teams were 9-0 ('81) and 7-0 ('82), while Tech began last season 5-0 before falling at Penn State in the ACC/B1G Challenge.
- Tech started this season 6-0 before losing to Dayton in the semifinals of the Maui Jim Maui Invitational in Hawai'i.

### GET IT GOING FROM DOWNTOWN

- Tech is one of the better shooting teams from beyond the arc in the country and a big reason why is because multiple guys that can stroke it.
- Tech ranks 13th nationally in 3-point field goals made per game with 10.3 and is one of only three schools in a high-major conference to average 10 or more makes a game.

Team	3FG	3PG	G
Alabama	166	10.4	16
Virginia Tech	172	10.1	17

### EIGHT-HUNDID

- In November when the Hokies took down USC Upstate, it marked the 800th men's basketball contest in Cassell Coliseum.

### DECADE PLUS

- It's been at least over a decade since the last time two Tech freshmen scored in double figures in the Hokies' first two games of the season.
- The two freshmen were Nahiem Alleyne, who had 11 points at Clemson (11/5) and 18 versus Coppin State (11/8), and Landers Nolley, who tallied 30 points at Clemson and 11 vs. Coppin State.

### LET'S KEEP IT GOING

- Tech hasn't lost a home nonconference game since Dec. 30, 2015 against West Virginia (88-63), owning a 32-game streak.
- The previous best was 23, which was set twice from 1980-84 and 2005-09. The current streak began on Nov. 11, 2016, against Maine.

### MAKE IT RAIN

- Tech was coming off quite the three-game stretch, racking up 47 3s before it went to Maui, with a multitude of players that made 3s.
- Tech had six guys hit a 3 against Coppin State (11/8) and USC Upstate (11/13), marking the first time that has happened in consecutive games since December 2018 versus Central Connecticut State (1st) and VMI (5th).
- Since 2010, the Hokies have had 26 games in which they have had at least six players make a 3. In those games, they are 23-3.
- The most they've had hit a 3 is eight players in a game, which has happened just once since 2010 (Houston Baptist on Nov. 21, 2017).

## OPPONENT GAME-BY-GAME

Opponent	Date	Score	Total		3-Pointers		Free throws		Rebounds				PF	A	TO	BLK	STL	PTS	AVG
			FG-FGA	PCT	3FG-FGA	PCT	FT-FTA	PCT	OFF	DEF	TOT	AVG							
at Clemson	11/05/2019	67-60 W	22-64	.344	7-29	.241	9-15	.600	8	28	36	36.0	16	9	8	2	4	60	60.0
Coppin St.	11/08/2019	74-42 W	14-71	.197	6-39	.154	8-11	.727	15	30	45	40.5	14	6	16	1	8	42	51.0
USC Upstate	11/13/2019	80-57 W	20-53	.377	3-25	.120	14-18	.778	10	23	33	38.0	10	8	13	2	3	57	53.0
Lehigh	11/16/2019	79-53 W	21-53	.396	7-22	.318	4-5	.800	8	20	28	35.5	9	14	19	1	5	53	53.0
Delaware St.	11/20/2019	100-64 W	26-62	.419	9-27	.333	3-7	.429	7	19	26	33.6	12	15	12	1	5	64	55.2
vs Michigan St.	11/25/2019	71-66 W	24-59	.407	8-23	.348	10-14	.714	17	26	43	35.2	20	13	16	2	3	66	57.0
vs Dayton	11/26/2019	62-89 L	35-55	.636	11-24	.458	8-14	.571	8	30	38	35.6	21	22	14	1	2	89	61.6
vs BYU	11/27/2019	77-90 L	32-59	.542	17-34	.500	9-11	.818	4	25	29	34.8	16	22	6	2	3	90	65.1
Duke	12/06/2019	63-77 L	30-63	.476	7-26	.269	10-10	1.000	8	24	32	34.4	11	14	7	4	8	77	66.4
Chattanooga	12/11/2019	63-58 W	22-53	.415	9-27	.333	5-10	.500	9	24	33	34.3	14	12	10	2	1	58	65.6
Gardner-Webb	12/15/2019	73-46 W	16-55	.291	7-28	.250	7-16	.438	7	27	34	34.3	12	12	11	4	3	46	63.8
VMI	12/21/2019	64-55 W	21-51	.412	13-30	.433	0-0	.000	8	31	39	34.7	19	13	23	4	4	55	63.1
UMES	12/29/2019	92-37 W	14-59	.237	7-26	.269	2-5	.400	12	22	34	34.6	13	10	14	7	1	37	61.1
at Virginia	01/04/2020	39-65 L	25-54	.463	7-21	.333	8-10	.800	6	32	38	34.9	11	14	11	2	6	65	61.4
at Syracuse	01/07/2020	67-63 W	23-53	.434	6-17	.353	11-17	.647	9	25	34	34.8	17	6	9	1	6	63	61.5
NC State	01/11/2020	72-58 W	22-69	.319	6-30	.200	8-12	.667	13	30	43	35.3	16	15	9	5	4	58	61.3
at Wake Forest	01/14/2020	80-70 W	23-55	.418	7-20	.350	17-23	.739	8	29	37	35.4	27	10	18	3	1	70	61.8
<b>Total</b>		<b>1050</b>	<b>390-988</b>	<b>.395</b>	<b>137-448</b>	<b>.306</b>	<b>133-198</b>	<b>.672</b>	<b>157</b>	<b>445</b>	<b>602</b>	<b>35.4</b>	<b>258</b>	<b>215</b>	<b>216</b>	<b>44</b>	<b>67</b>	<b>1050</b>	<b>61.8</b>
Virginia Tech		1223	433-981	.441	172-463	.371	185-264	.701	140	465	605	35.6	223	263	164	48	105	1223	71.9

### Opponents Averages

Games Played	Points/game	FG Pct	3FG Pct	FT Pct	Rebounds/game	Assists/game	Turnovers/game	Assist/Turnover ratio	Steals/game	Blocks/game
17	61.8	39.5	30.6	67.2	35.4	12.6	12.7	1.0	3.9	2.6





### SHARING THE ROCK

- According to KenPom, a Virginia Tech alum by the way, Wabissa Bede is one of the best in the nation in assist rate (assists divided by FGs made by player's teammates while he is on the court.)
- He ranks 16th nationally and eighth among high-majors with a 39.1 assist rate.

### SO, WHY ARE THEY PLAYING WELL?

- If you look at the first few games the Hokies have played in the Mike Young era, two things stick out - solid shot selection and very few turnovers.
- According to KenPom, Tech has the 48th-best effective field-goal percentage (52.9) and a turnover percentage of 14.4, good for third nationally.
- Tech gets a good amount of its points from the 3-point line, sitting No. 5 in the nation for averaging 42.2 percent of its points distribution from 3-land.

### 550 AND COUNTING

- Tech has hit a 3-pointer in 550 straight games.
- Since the 3-point arc was added for the 1986-87 season, the Hokies have hit at least one 3 in all but three games.
- The last time Tech didn't record a 3-pointer in a game was at Providence on Feb. 1, 2003.

### IT'S BEEN A MINUTE

- The last time the Hokies started the season with a conference game was on Nov. 30, 1963 versus Richmond, a 77-53 win, spanning 56 years and making Tech 2-0 its last two instances.
- With Landers Nolley's 30 points against Clemson, it marked the most points scored by a Tech freshman since 2013 (Jalen Hudson, 32 vs. Wake).

### THE FEW, THE PROUD

- Nine weeks into the season, there are 74 instances that a player has scored 30 or more points in a Division I game on the road.
- Of the 74, just 11 are high-major players, including Tech's Landers Nolley.
- Of the 11 players, seven have done it against a high-major opponent.

Player	Opponent	Score
Luke Garza (Iowa)	Michigan	44
John Petty (Alabama)	Samford	39
Michael Devoe (Georgia Tech)	Georgia	34
Aaron Nesmith (Vanderbilt)	Richmond	34
Remy Martin (Arizona State)	Princeton	33
Mac Maclung (Georgetown)	Oklahoma State	33
Elijah Hughes (Syracuse)	Georgia Tech	33
Quentin Grimes (Houston)	Rice	32
Kamar Baldwin (Butler)	Ole Miss	31
Landers Nolley (Virginia Tech)	Clemson	30
Paul Scruggs (Xavier)	Wake Forest	30

### HE'S MORE THAN A POINT GUARD

- Junior Wabissa Bede, who has only scored in double figures six times in his career out of 76 games, has gotten it done in other ways so far.
- Known as a stocky guy, weighing 200 pounds and being called a fire hydrant by Jay Bilas, Bede has been a force on the boards so far, as well as playing the distributor role, a role he played sparingly the last two years with the all-time assists leader, Justin Robinson, running the point.
- In his game against Coppin State, Bede almost did something that hasn't happened in three years, a double-double with just rebounds and assists, collecting 10 assists and nine rebounds. (Chris Clarke on Dec. 17, 2016, triple-double).
- And speaking of Robinson, the last time a player had 10 assists after Bede's night versus Coppin State was when Robinson tallied the single-game school record with 13 versus Central Connecticut State on Dec. 1, 2018. Bede dished out 10 again a few weeks later vs. Delaware State on Nov. 20.

### ELITE COMPANY

- After scoring a little under half of the Hokies' points against Clemson, Landers Nolley found himself in elite company among league peers.
- The small forward scored the fourth-most points by an ACC freshman in a debut, joining preseason ACC Freshman of the Year Cole Anthony of North Carolina this week with each totaling at least 30.

Player	Opponent	Date	Points
Cole Anthony (UNC)	Notre Dame	Nov. 6, 2019	34
RJ Barrett (Duke)	Kentucky	Nov. 6, 2018	33
J.J. Hickson (NC State)	William & Mary	Nov. 15, 2007	31
Landers Nolley (VT)	Clemson	Nov. 5, 2019	30
Ishua Benjamin (NC State)	Prairie View	Nov. 26, 1994	29
Ivan Wagner (NC State)	VMI	Nov. 25, 1995	29
Zion Williamson (Duke)	Kentucky	Nov. 6, 2018	28
Sylyen Landesberg (UVA)	VMI	Nov. 16, 2008	28
Rashad McCants (UNC)	Penn State	Nov. 18, 2002	28

### YOUNG & PRETTY GOOD

- Tech has had the luxury of having some solid first-year players since freshmen became eligible to play in 1974, and has no shortage this year.
- Landers Nolley's 30 points were tied for the third most by a freshman, trailing Jalen Hudson and Larry Cooke's 32 points. He followed it up with a 29-point performance against NC State, which is tied for the fifth most.

Player	Opponent	Date	Points
Larry Cooke	Eastern Kentucky	Feb. 3, 1975	32
Jalen Hudson	Wake Forest	March 10, 2013	32
Landers Nolley	Clemson	Nov. 5, 2019	30
Russell Davis	Vermont	Dec. 31, 1974	30
Landers Nolley	NC State	Jan. 11, 2020	29
Nickeil Alexander-Walker	The Citadel	Nov. 12, 2017	29

## NBA & G-LEAGUE

### NOT TOO SHABBY

- Nickeil Alexander-Walker has left his mark on Virginia Tech and has made a name for himself at the next level with the New Orleans Pelicans.
- A first-round draft pick this past summer, the Toronto native has played in 33 games for the Pels this NBA season.
- Now as a role player getting roughly 15 minutes off the bench, Alexander-Walker is finding his groove. He scored a career-high 27 points against the Miami Heat on Saturday, Nov. 16. He followed it up the next game on Sunday, Nov. 17 with 19 points, five rebounds and four assists versus the Warriors.
- The guard had a big summer with the team, starting on its NBA Summer League squad with having numerous 20-point performances in Las Vegas.



Season	G	P	R	A	B	S	FG%	M
2019-20	33	6.0	2.2	2.0	0.2	0.3	34.6	13.7

### HANGIN' IN

- It's been a little bit of a whirlwind for Tech alums Justin Robinson and Ahmed Hill, with both each going up and down and all around on their quest to solidifying a roster spot in the NBA.
- Robinson, who signed as an undrafted free agent after the NBA Draft concluded with the Washington Wizards, has gone up and down on numerous occasions with the Wizards and Capital City Go-Go, but was waived on Jan. 4.
- Hill signed with the Hornets this summer on a two-way deal, but was released in early November. However, he has landed nicely on his feet, with now playing on the NAZ Suns, the G-League affiliate of the Phoenix Suns. On Wednesday, Dec. 4, he had a career-high 27 points (9-18 FG, 4-9 3PT, 3-3 FT) with 5 boards.



### HOME IS WHERE THE HEART IS

- Mike Young grew up in Radford, Virginia, which is approximately 20 minutes away from Blacksburg, the home of the Hokies.
- Ironically enough, one of Young's first-ever college basketball game as a kid was a Virginia Tech game inside Cassell Coliseum, a place where Young now calls his home.

### DYNAMIC TRIO

- Against Coppin State, the Hokies had three freshmen in double figures, marking the first time since Feb. 25, 2015, when they took on Duke.
- The three versus the Eagles were Nahiem Alleyne (18 points), Landers Nolley (11) and Tyrece Radford (10).
- The trio against Duke was Jalen Hudson (23 points), Ahmed Hill (10) and Justin Bibbs (10).

### TIME TO STEP UP

- With the Hokies losing three players now playing in the NBA or G-League and the SEC Preseason Player of the Year, Tech returns just one starter from a year ago in guard Wabissa Bede.
- That means four role players or newcomers will have to step up and contribute big minutes right away for Mike Young.

### FEW AND FAR BETWEEN

- Tech returns only 13.3 points per game from its team last year that average 73.5, which is made up of four letterwinners.
- That accounts for the Hokies bringing back just 18.1 percent of its scoring total, making them one of only six schools in the nation to return less than 20 percent of its scoring.

School	Points p/g	Percent of Scoring
Nebraska	2.9 PPG	1.9%
Tulane	10.8 PPG	12.2%
South Dakota St.	15.8 PPG	16.9%
Virginia Tech	13.3 PPG	18.1%
Washington	13.9 PPG	19.8%
UCF	14.5 PPG	20.0%

## GAME-BY-GAME HIGHS

Opponent	Date	Points	Rebounds	Assists	Steals	Blocks
Clemson (W, 67-60)	Nov. 5	30 - Landers Nolley II	8 - Wabissa Bede	6 - Wabissa Bede	2 - Landers Nolley II	1 - Wabissa Bede
Coppin State (W, 74-42)	Nov. 8	18 - Nahiem Alleyne	9 - Wabissa Bede	10 - Wabissa Bede	2 - Wabissa Bede	2 - Tyrece Radford
USC Upstate (W, 80-57)	Nov. 13	23 - Landers Nolley II	6 - Landers Nolley II	8 - Wabissa Bede	2 - (2 players)	2 - John Ojiako
Lehigh (W, 79-53)	Nov. 16	27 - Landers Nolley II	11 - Tyrece Radford	6 - Wabissa Bede	3 - Wabissa Bede	1 - (4 players)
Delaware State (W, 100-64)	Nov. 20	20 - Nahiem Alleyne	8 - Tyrece Radford	10 - Wabissa Bede	1 - (4 players)	2 - Nahiem Alleyne
No. 3/3 Michigan St. (W, 71-66)	Nov. 25	22 - Landers Nolley II	7 - P.J. Horne	5 - (2 players)	3 - Landers Nolley II	2 - Landers Nolley II
Dayton (L, 89-62)	Nov. 26	15 - Landers Nolley II	6 - Landers Nolley II	6 - Wabissa Bede	3 - Wabissa Bede	2 - P.J. Horne
BYU (L, 90-77)	Nov. 27	22 - Landers Nolley II	7 - Landers Nolley II	7 - Wabissa Bede	1 - Landers Nolley II	1 - (2 players)
No. 10/8 Duke (L, 77-63)	Dec. 6	15 - P.J. Horne	8 - Landers Nolley II	5 - Wabissa Bede	1 - (2 players)	2 - P.J. Horne
Chattanooga (W, 63-58)	Dec. 11	22 - Nahiem Alleyne	8 - Wabissa Bede	7 - Wabissa Bede	2 - (2 players)	1 - (2 players)
Gardner-Webb (W, 73-46)	Dec. 15	18 - Landers Nolley II	10 - Tyrece Radford	5 - Wabissa Bede	3 - Hunter Cattoor	None
VMI (W, 64-55)	Dec. 21	14 - Hunter Cattoor	10 - Tyrece Radford	4 - Tyrece Radford	2 - (3 players)	2 - John Ojiako
UMES (W, 92-37)	Dec. 29	18 - Landers Nolley II	10 - Landers Nolley II	6 - Wabissa Bede	2 - Tyrece Radford	3 - John Ojiako
No. 19/19 Virginia (L, 65-39)	Jan. 4	18 Landers Nolley II	5 - (2 players)	2 - (2 players)	2 - (3 players)	None
Syracuse (W, 67-63)	Jan. 7	19 - Jalen Cone	9 - Tyrece Radford	8 - Wabissa Bede	2 - Wabissa Bede	None
NC State (W, 72-58)	Jan. 11	29 - Landers Nolley II	9 - Tyrece Radford	7 - Wabissa Bede	2 - Wabissa Bede	2 - Tyrece Radford
Wake Forest (W, 80-70)	Jan. 14	21 - 2 players	13 - Tyrece Radford	9 - Wabissa Bede	4 - Tyrece Radford	2 - 2 players

## SPECIALITY STATS

Opponent	Date	Second Chance Points	Points in the Paint	Fastbreak Points	Points off Turnovers	Bench Points
Clemson (W, 67-60)	Nov. 5	10	16	11	3	18
Coppin State (W, 74-42)	Nov. 8	7	22	9	18	26
USC Upstate (W, 80-57)	Nov. 13	4	26	5	18	26
Lehigh (W, 79-53)	Nov. 16	10	26	8	26	21
Delaware State (W, 100-64)	Nov. 20	15	22	15	16	49
No. 3/3 Michigan St. (W, 71-66)	Nov. 25	6	22	9	20	16
Dayton (L, 89-62)	Nov. 26	0	24	5	11	19
BYU (L, 90-77)	Nov. 27	4	30	2	11	10
No. 10/8 Duke (L, 77-63)	Dec. 6	6	40	3	11	11
Chattanooga (W, 63-58)	Dec. 11	18	26	7	7	5
Gardner-Webb (W, 73-46)	Dec. 15	8	16	11	12	34
VMI (W, 64-55)	Dec. 21	14	22	11	26	38
UMES (W, 92-37)	Dec. 29	20	30	22	19	49
No. 19/19 Virginia (L, 65-39)	Jan. 4	2	16	5	5	7
Syracuse (W, 67-63)	Jan. 7	5	14	14	7	27
NC State (W, 72-58)	Jan. 11	4	22	15	10	15
Wake Forest (W, 80-70)	Jan. 14	7	30	19	19	25

## DOUBLE-DOUBLE TRACKER

Opponent	Date	Player	Points	Rebounds	Assists	Blocks	Steals
Gardner-Webb (W, 73-46)	Dec. 15	Tyrece Radford	10	10	0	0	1
UMES (W, 82-37)	Dec. 29	Landers Nolley II	18	10	3	0	0
Wake Forest (W, 80-70)	Jan. 14	Tyrece Radford	21	13	1	0	4



**2019-20 SUPERLATIVES**

**DOUBLE FIGURES SCORING**

Landers Nolley	15
Nahiem Alleyne	7
Hunter Cattoor	6
P.J. Horne	5
Jalen Cone	6
Tyrece Radford	6
Wabissa Bede	3
Isaiah Wilkins	3
John Ojiako	1

**20-POINT GAMES**

Landers Nolley	6
Nahiem Alleyne	2
Tyrece Radford	1

**30-POINT GAMES**

Landers Nolley	1
----------------	---

**SCORING LEADER**

Landers Nolley	11
Nahiem Alleyne	3
P.J. Horne	1
Hunter Cattoor	1
Jalen Cone	1

**REBOUNDING LEADER**

Landers Nolley	7
Tyrece Radford	6
Wabissa Bede	3
P.J. Horne	2

**ASSIST LEADER**

Wabissa Bede	16
Landers Nolley	2
Tyrece Radford	1

**BLOCK LEADER**

P.J. Horne	5
John Ojiako	4
Wabissa Bede	2
Nahiem Alleyne	2
Landers Nolley	2
Tyrece Radford	2
Isaiah Wilkins	1
Branden Johnson	1
Hunter Cattoor	1

**STEAL LEADER**

Wabissa Bede	7
Tyrece Radford	6
Landers Nolley	3
Hunter Cattoor	3
Nahiem Alleyne	2
Isaiah Wilkins	2
P.J. Horne	2
John Ojiako	1
Jalen Cone	1

**30-PLUS MINUTES**

Landers Nolley	11
Wabissa Bede	8
P.J. Horne	7
Nahiem Alleyne	6
Tyrece Radford	3
Hunter Cattoor	2

**THE BIG THREE-HUNDO**

- When Mike Young and Co. took down the Tigers in Clemson, he became just one of 71 active coaches in Division I to have 300 or more wins.
- Since the season opener, three coaches have joined the club in Richmond's Chris Mooney, Liberty's Ritchie McKay and Albany's Will Brown.

Coach	Record	Schools Coached At
68. James Jones (Yale)	321-277 (.537)	1
69. Jim Christian (Boston College)	313-262 (.544)	4
70. Tod Kowalczyk (Toledo)	312-249 (.556)	2
71. Mike Young (Virginia Tech)	312-248 (.557)	2

- Of the 74 active head coaches, Young is one of only 25 to win at least 300 games at just two schools or less during a coaching tenure.

Coach	Record	Schools Coached At
22. Fran O'Hanlon (Lafayette)	334-400 (.455)	1
23. James Jones (Yale)	321-277 (.537)	1
24. Tod Kowalczyk (Toledo)	312-249 (.556)	2
25. Mike Young (Virginia Tech)	321-248 (.557)	2

**WELL, THIS IS NEW**

- A new staff is in place for Tech and there are also quite a few freshmen with six.
- The six freshmen make Tech one of only 20 schools to have six or more, including one of 13 in high-major conferences.

**THE BEST IS YET TO COME**

- Coach Young, known as one of the better X's and O's coaches in the country, had his Terriers in some of the top categories nationally over his 17-year span.
- This past season, which was Wofford's best in school history, the Terriers were 16th in assist/turnover ratio (1.39), 11th in field-goal percentage (49.0), second in 3-point field-goal percentage (41.4) and second in scoring margin (16.7).
- So, expect quality shooting teams to come under his watch in Blacksburg and for that to translate to wins.

**HISTORIC IT WAS**

- Last year was arguably the best season in school history for the Hokies, notching many school records to their belt.
- To name a few, Tech earned a school-record 26 wins, program-best 12 ACC victories and made it to the Sweet 16 for the first time in program history since the tournament expanded to 64 teams.
- Tech also broke the record for most home non-conference victories in a row with 24 straight.
- The Hokies made the NCAA Tournament three consecutive years for the first time ever, and won two games in The Dance for the first time since 1967. They also earned a No. 4 seed, the highest in program history.

**SELLING OUT CASSELL**

- Virginia Tech ACC home games against Virginia, Wake Forest, Syracuse, Duke, Louisville, Georgia Tech and Miami (Fla.) sold out in 2018-19, as well as the Central Connecticut State game was a sell out, too.
- The Hokies sold out nine games in the 2017-18 season, including seven of the nine home ACC games, a mark that equaled 2018-19.
- The Hokies have sold out seven games this season, including their home opener against Coppin State on Nov. 8 and their games versus Lehigh on Nov. 16, Duke on Dec. 6 and Chattanooga on Dec. 11, while North Carolina (Jan. 22) and Pitt (Feb. 15) are sold out too, as well as NC State (Jan. 11).

**WHO TO LOOK UP TO**

- Of the 26 teams that don't boast more than one senior, including six teams that don't have any seniors, Tech is one of just 13 high-majors.
- Of the 13, 10 return for their senior seasons, while three players, including Tech's Branden Johnson, will finish their last year at a new school.

School	Sr.	r-Sr.	Gr.	Previous School
Alabama	---	---	1	West Virginia
East Carolina	---	1	---	---
Houston	---	1	---	---
Kentucky	---	---	1	Bucknell
Memphis	1	---	---	---
Oklahoma	1	---	---	---
Ole Miss	1	---	---	---
Stanford	1	---	---	---
Syracuse	1	---	---	---
Texas	1	---	---	---
Virginia Tech	---	---	1	Alabama State
Wichita State	1	---	---	---
Wisconsin	---	---	1	---

**WHAT ARE THEY DOING NOW**

- The Hokies have three players that are playing in the NBA or G-League, including Nickeil Alexander-Walker, Justin Robinson and Ahmed Hill.
- Alexander-Walker, who was an All-ACC selection a year ago, was selected in the first round of the NBA Draft, becoming the second-ever in school history. He now stars with the Pelicans.
- Robinson, Tech's all-time assists career leader, plays with the Washington Wizards and their G-League affiliate (Capital City Go-Go) and has gone back and forth so far this season. But was waived on Jan. 4.
- Hill, who was vital in Tech's run to the Sweet 16 last season, signed a two-way deal with the Charlotte Hornets. He was waived by the Hornets and now the Phoenix Suns have acquired his rights, with Hill now playing for the NAZ Suns, who are located in Prescott Valley, Arizona. He had 16 points his first game.

**ABOUT ATTENDANCE**

- Last season, the Hokies saw increased attendance at Cassell, with Tech averaging 8,237 per game — up more than 1,500 fans per game from three years ago — and the largest attendance since the 2010-11 season.
- Eight games sold out, including seven ACCs.
- The Hokies averaged 8,882 for home ACC games, almost 400 fans per game ahead of the previous season.



**PROGRAM HISTORY**

First Year	1908
All-Time Record	1,479-1,222 (.548)
Conference Record	456-628 (.421)
Televised Games	242-220 (.523)
Overtime Games	68-51 (.571)
VT Ranked	86-42 (.672)
NCAA Tournaments	9 (most recent 2018-19)
NIT Appearances	13 (most recent 2015-16)
Most wins	26 (2018-19)
Highest AP Ranking	No. 8 (1995)

**CASELL COLISEUM**

Capacity	9,275
Seasons in Use	59th season
Tech Record	611-197 (.756)
ACC Record	73-56 (.566)
vs. Nonconference	421-71 (.856)
vs. Ranked Teams	24-53 (.312)

**2019-20 RECRUITING CLASS**

- Coach Mike Young signed his first recruiting class in Blacksburg and it sure was a goodie, getting two ESPN top 100 players.
- The class, made up of two consensus four-star guards, ranks No. 35 in the country according to 247 Sports and No. 33 on Rivals.
- Darius Maddox (top) preps at Oak Hill Academy, a place heq will have a one-year stint at after scoring over 350 points at St. John's High School and leading them to a 27-12 record and top-10 ranking in the state.
- Joe Bamisile (bottom) plays at Monacan High School, where he averaged 28 points, seven rebounds and two assists last year, earning VHSL All-state honors and the Region 4B Co-Player of the Year.
- Maddox ranks No. 93 and Bamisile sits at No. 64 on ESPN's recruiting site.



**PLAYER HIGHS & LOWS**

**Virginia Tech - INDIVIDUAL GAME HIGHS**

POINTS	30	Landers Nolley II - at Clemson (11/05/19)
	29	Landers Nolley II - NC State (01/11/20)
	27	Landers Nolley II - Lehigh (11/16/19)
	23	Landers Nolley II - USC Upstate (11/13/19)
	22	Nahiem Alleyne - Chattanooga (12/11/19)
	22	Landers Nolley II - vs BYU (11/27/19)
	22	Landers Nolley II - vs Michigan St. (11/25/19)
FIELD GOALS MADE	12	Landers Nolley II - at Clemson (11/05/19)
	10	Landers Nolley II - Lehigh (11/16/19)
FIELD GOAL ATTEMPTS	23	Landers Nolley II - at Clemson (11/05/19)
	20	Landers Nolley II - Chattanooga (12/11/19)
FIELD GOAL PERCENTAGE (min 5 made)	.857 (6-7)	Tyrece Radford - Duke (12/06/19)
	.833 (5-6)	P.J. Horne - vs BYU (11/27/19)
	.833 (5-6)	P.J. Horne - vs Michigan St. (11/25/19)
3 PT FG MADE	7	Landers Nolley II - Lehigh (11/16/19)
	5	Jalen Cone - at Syracuse (01/07/20)
	5	Hunter Cattoor - UMES (12/29/19)
	5	Landers Nolley II - Gardner-Webb (12/15/19)
	5	Isaiah Wilkins - Delaware St. (11/20/19)
	5	Nahiem Alleyne - Delaware St. (11/20/19)
	5	Jalen Cone - Delaware St. (11/20/19)
3 PT FG ATTEMPTS	12	Landers Nolley II - Lehigh (11/16/19)
	11	Landers Nolley II - at Syracuse (01/07/20)
3 PT FG PERCENTAGE (min 2 made)	1.000 (3-3)	Jalen Cone - USC Upstate (11/13/19)
	1.000 (2-2)	P.J. Horne - vs Michigan St. (11/25/19)
FREE THROWS MADE	9	Landers Nolley II - NC State (01/11/20)
	8	Landers Nolley II - vs Michigan St. (11/25/19)
FREE THROW ATTEMPTS	12	Tyrece Radford - at Wake Forest (01/14/20)
	10	Landers Nolley II - NC State (01/11/20)
FREE THROW PERCENTAGE (min 3 made)	1.000 (8-8)	Landers Nolley II - vs Michigan St. (11/25/19)
	1.000 (5-5)	Nahiem Alleyne - Chattanooga (12/11/19)
	1.000 (4-4)	Jalen Cone - at Syracuse (01/07/20)
	1.000 (4-4)	Hunter Cattoor - at Virginia (01/04/20)
	1.000 (3-3)	Nahiem Alleyne - UMES (12/29/19)
	1.000 (3-3)	Jalen Cone - VMI (12/21/19)
	1.000 (3-3)	Isaiah Wilkins - Gardner-Webb (12/15/19)
REBOUNDS	13	Tyrece Radford - at Wake Forest (01/14/20)
	11	Tyrece Radford - Lehigh (11/16/19)
ASSISTS	10	Wabissa Bede - Delaware St. (11/20/19)
	10	Wabissa Bede - Coppin St. (11/08/19)
STEALS	4	Tyrece Radford - at Wake Forest (01/14/20)
	3	Hunter Cattoor - Gardner-Webb (12/15/19)
	3	Wabissa Bede - vs Dayton (11/26/19)
	3	Landers Nolley II - vs Michigan St. (11/25/19)
	3	Wabissa Bede - Lehigh (11/16/19)
BLOCKED SHOTS	3	John Ojiako - UMES (12/29/19)
	2	P.J. Horne - at Wake Forest (01/14/20)
	2	John Ojiako - at Wake Forest (01/14/20)
	2	Tyrece Radford - NC State (01/11/20)
	2	John Ojiako - VMI (12/21/19)
	2	P.J. Horne - Duke (12/06/19)
	2	P.J. Horne - vs Dayton (11/26/19)
	2	Landers Nolley II - vs Michigan St. (11/25/19)
	2	Nahiem Alleyne - Delaware St. (11/20/19)
	2	John Ojiako - USC Upstate (11/13/19)
	2	Tyrece Radford - Coppin St. (11/08/19)
TURNOVERS	9	Landers Nolley II - Duke (12/06/19)
	5	Landers Nolley II - at Virginia (01/04/20)

**Opponent - INDIVIDUAL GAME HIGHS**

POINTS	24	Obi Toppin - vs Dayton (11/26/19)
	20	Travis Eevee - VMI (12/21/19)
	20	TJ Haws - vs BYU (11/27/19)
	19	John Crosby - Delaware St. (11/20/19)
	18	Olivier Sarr - at Wake Forest (01/14/20)
	18	DJ Funderburk - NC State (01/11/20)
	18	Elijah Hughes - at Syracuse (01/07/20)
	18	Braxton Key - at Virginia (01/04/20)
	18	Kihei Clark - at Virginia (01/04/20)
	18	Aaron Henry - vs Michigan St. (11/25/19)
FIELD GOALS MADE	10	Obi Toppin - vs Dayton (11/26/19)
	8	Braxton Key - at Virginia (01/04/20)
FIELD GOAL ATTEMPTS	21	John Crosby - Delaware St. (11/20/19)
	17	Kamar McKnight - Coppin St. (11/08/19)
FIELD GOAL PERCENTAGE (min 5 made)	1.000 (5-5)	Kolby Lee - vs BYU (11/27/19)
	.857 (6-7)	Dalton Nixon - vs BYU (11/27/19)
3 PT FG MADE	6	Travis Eevee - VMI (12/21/19)
	5	Kamdyn Curfman - VMI (12/21/19)
3 PT FG ATTEMPTS	12	Travis Eevee - VMI (12/21/19)
	11	Andrew Robinson - Coppin St. (11/08/19)
3 PT FG PERCENTAGE (min 2 made)	1.000 (2-2)	Jonathan Scott - Chattanooga (12/11/19)
	1.000 (2-2)	Dalton Nixon - vs BYU (11/27/19)
	1.000 (2-2)	Omari Peek-Green - Delaware St. (11/20/19)
FREE THROWS MADE	7	Kihei Clark - at Virginia (01/04/20)
	7	Everette Hammond - USC Upstate (11/13/19)
FREE THROW ATTEMPTS	8	Olivier Sarr - at Wake Forest (01/14/20)
	8	Kihei Clark - at Virginia (01/04/20)
FREE THROW PERCENTAGE (min 3 made)	1.000 (7-7)	Everette Hammond - USC Upstate (11/13/19)
	1.000 (4-4)	Vernon Carey - Duke (12/06/19)
	1.000 (4-4)	Wendell Moore - Duke (12/06/19)
	1.000 (4-4)	Zac Seljaas - vs BYU (11/27/19)
	1.000 (4-4)	John Newman III - at Clemson (11/05/19)
REBOUNDS	15	Aamir Simms - at Clemson (11/05/19)
	14	Jalen Crutcher - vs Michigan St. (11/25/19)
ASSISTS	9	Markell Johnson - NC State (01/11/20)
	9	Jalen Crutcher - vs Dayton (11/26/19)
STEALS	4	Dejuan Clayton - Coppin St. (11/08/19)
	2	Markell Johnson - NC State (01/11/20)
	2	Bourama Sidibe - at Syracuse (01/07/20)
	2	Braxton Key - at Virginia (01/04/20)
	2	Travis Eevee - VMI (12/21/19)
	2	Jordan Goldwire - Duke (12/06/19)
	2	Gabe Brown - vs Michigan St. (11/25/19)
	2	Jakob Alamudun - Lehigh (11/16/19)
	2	Reggie James - Coppin St. (11/08/19)
BLOCKED SHOTS	3	Devon Daniels - NC State (01/11/20)
	3	Ty Gibson - UMES (12/29/19)
	3	Ludovic Duféal - Gardner-Webb (12/15/19)
TURNOVERS	7	Travis Eevee - VMI (12/21/19)
	5	Markell Johnson - NC State (01/11/20)
	5	Myles Lewis - VMI (12/21/19)
	5	Jalen Crutcher - vs Dayton (11/26/19)
	5	Xavier Tillman - vs Michigan St. (11/25/19)
	5	jeameril Wilson - Lehigh (11/16/19)





## TEAM HIGHS & LOWS

### Virginia Tech - GAME HIGHS

<b>POINTS</b>	100	Delaware St. (11/20/19)
	92	UMES (12/29/19)
	80	at Wake Forest (01/14/20)
	80	USC Upstate (11/13/19)
	79	Lehigh (11/16/19)
<b>FIELD GOALS MADE</b>	35	Delaware St. (11/20/19)
	32	UMES (12/29/19)
<b>FIELD GOAL ATTEMPTS</b>	72	UMES (12/29/19)
	65	Lehigh (11/16/19)
<b>FIELD GOAL PERCENTAGE</b>	.565 (35-62)	Delaware St. (11/20/19)
	.534 (31-58)	vs BYU (11/27/19)
	.534 (31-58)	USC Upstate (11/13/19)
<b>3 PT FG MADE</b>	21	Delaware St. (11/20/19)
	14	Lehigh (11/16/19)
<b>3 PT FG ATTEMPTS</b>	37	Delaware St. (11/20/19)
	37	Lehigh (11/16/19)
<b>3 PT FG PERCENTAGE</b>	.568 (21-37)	Delaware St. (11/20/19)
	.500 (11-22)	vs BYU (11/27/19)
<b>FREE THROWS MADE</b>	19	NC State (01/11/20)
	17	at Wake Forest (01/14/20)
<b>FREE THROW ATTEMPTS</b>	29	at Wake Forest (01/14/20)
	24	VMI (12/21/19)
<b>FREE THROW PERCENTAGE</b>	.905 (19-21)	NC State (01/11/20)
	.842 (16-19)	UMES (12/29/19)
<b>REBOUNDS</b>	53	UMES (12/29/19)
	49	Coppin St. (11/08/19)
<b>ASSISTS</b>	29	Delaware St. (11/20/19)
	20	at Syracuse (01/07/20)
	20	UMES (12/29/19)
<b>STEALS</b>	11	at Wake Forest (01/14/20)
	9	VMI (12/21/19)
<b>BLOCKED SHOTS</b>	6	vs Michigan St. (11/25/19)
	6	USC Upstate (11/13/19)
<b>TURNOVERS</b>	15	Coppin St. (11/08/19)
	14	Duke (12/06/19)
<b>FOULS</b>	24	at Wake Forest (01/14/20)
	19	vs Dayton (11/26/19)

### Opponent - GAME HIGHS

<b>POINTS</b>	90	vs BYU (11/27/19)
	89	vs Dayton (11/26/19)
	77	Duke (12/06/19)
	70	at Wake Forest (01/14/20)
	66	vs Michigan St. (11/25/19)
<b>FIELD GOALS MADE</b>	35	vs Dayton (11/26/19)
	32	vs BYU (11/27/19)
<b>FIELD GOAL ATTEMPTS</b>	71	Coppin St. (11/08/19)
	69	NC State (01/11/20)
<b>FIELD GOAL PERCENTAGE</b>	.636 (35-55)	vs Dayton (11/26/19)
	.542 (32-59)	vs BYU (11/27/19)
<b>3 PT FG MADE</b>	17	vs BYU (11/27/19)
	13	VMI (12/21/19)
<b>3 PT FG ATTEMPTS</b>	39	Coppin St. (11/08/19)
	34	vs BYU (11/27/19)
<b>3 PT FG PERCENTAGE</b>	.500 (17-34)	vs BYU (11/27/19)
	.458 (11-24)	vs Dayton (11/26/19)
<b>FREE THROWS MADE</b>	17	at Wake Forest (01/14/20)
	14	USC Upstate (11/13/19)
<b>FREE THROW ATTEMPTS</b>	23	at Wake Forest (01/14/20)
	18	USC Upstate (11/13/19)
<b>FREE THROW PERCENTAGE</b>	1.000 (10-10)	Duke (12/06/19)
	.818 (9-11)	vs BYU (11/27/19)
<b>REBOUNDS</b>	45	Coppin St. (11/08/19)
	43	NC State (01/11/20)
	43	vs Michigan St. (11/25/19)
<b>ASSISTS</b>	22	vs BYU (11/27/19)
	22	vs Dayton (11/26/19)
<b>STEALS</b>	8	Duke (12/06/19)
	8	Coppin St. (11/08/19)
<b>BLOCKED SHOTS</b>	7	UMES (12/29/19)
	5	NC State (01/11/20)
<b>TURNOVERS</b>	23	VMI (12/21/19)
	19	Lehigh (11/16/19)
<b>FOULS</b>	27	at Wake Forest (01/14/20)
	21	vs Dayton (11/26/19)

### Virginia Tech - GAME LOWS

<b>POINTS</b>	39	at Virginia (01/04/20)
	62	vs Dayton (11/26/19)
	63	Chattanooga (12/11/19)
	63	Duke (12/06/19)
	64	VMI (12/21/19)
<b>FIELD GOALS MADE</b>	13	at Virginia (01/04/20)
	21	at Syracuse (01/07/20)
	21	VMI (12/21/19)
<b>FIELD GOAL ATTEMPTS</b>	48	at Virginia (01/04/20)
	50	at Syracuse (01/07/20)
<b>FIELD GOAL PERCENTAGE</b>	.271 (13-48)	at Virginia (01/04/20)
	.344 (21-61)	VMI (12/21/19)
<b>3 PT FG MADE</b>	4	at Virginia (01/04/20)
	5	Duke (12/06/19)
<b>3 PT FG ATTEMPTS</b>	20	Duke (12/06/19)
	21	Chattanooga (12/11/19)
	21	vs Dayton (11/26/19)
	21	vs Michigan St. (11/25/19)
<b>3 PT FG PERCENTAGE</b>	.160 (4-25)	at Virginia (01/04/20)
	.250 (5-20)	Duke (12/06/19)
<b>FREE THROWS MADE</b>	3	Lehigh (11/16/19)
	4	Duke (12/06/19)
	4	vs BYU (11/27/19)
<b>FREE THROW ATTEMPTS</b>	4	Lehigh (11/16/19)
	6	Duke (12/06/19)
<b>FREE THROW PERCENTAGE</b>	.556 (10-18)	vs Dayton (11/26/19)
	.571 (4-7)	vs BYU (11/27/19)
<b>REBOUNDS</b>	21	vs Dayton (11/26/19)
	25	at Virginia (01/04/20)
<b>ASSISTS</b>	6	at Virginia (01/04/20)
	11	at Clemson (11/05/19)
<b>STEALS</b>	1	vs BYU (11/27/19)
	2	Duke (12/06/19)
<b>BLOCKED SHOTS</b>	0	at Syracuse (01/07/20)
	0	at Virginia (01/04/20)
	0	Gardner-Webb (12/15/19)
<b>TURNOVERS</b>	2	UMES (12/29/19)
	7	VMI (12/21/19)
	7	Chattanooga (12/11/19)
<b>FOULS</b>	6	Duke (12/06/19)
	8	VMI (12/21/19)
	8	Lehigh (11/16/19)

### Opponent - GAME LOWS

<b>POINTS</b>	37	UMES (12/29/19)
	42	Coppin St. (11/08/19)
	46	Gardner-Webb (12/15/19)
	53	Lehigh (11/16/19)
	55	VMI (12/21/19)
<b>FIELD GOALS MADE</b>	14	UMES (12/29/19)
	14	Coppin St. (11/08/19)
<b>FIELD GOAL ATTEMPTS</b>	51	VMI (12/21/19)
	53	at Syracuse (01/07/20)
	53	Chattanooga (12/11/19)
	53	Lehigh (11/16/19)
	53	USC Upstate (11/13/19)
<b>FIELD GOAL PERCENTAGE</b>	.197 (14-71)	Coppin St. (11/08/19)
	.237 (14-59)	UMES (12/29/19)
<b>3 PT FG MADE</b>	3	USC Upstate (11/13/19)
	6	NC State (01/11/20)
	6	at Syracuse (01/07/20)
	6	Coppin St. (11/08/19)
<b>3 PT FG ATTEMPTS</b>	17	at Syracuse (01/07/20)
	20	at Wake Forest (01/14/20)
<b>3 PT FG PERCENTAGE</b>	.120 (3-25)	USC Upstate (11/13/19)
	.154 (6-39)	Coppin St. (11/08/19)
<b>FREE THROWS MADE</b>	0	VMI (12/21/19)
	2	UMES (12/29/19)
<b>FREE THROW ATTEMPTS</b>	0	VMI (12/21/19)
	5	UMES (12/29/19)
	5	Lehigh (11/16/19)
<b>FREE THROW PERCENTAGE</b>	.000 (0-0)	VMI (12/21/19)
	.400 (2-5)	UMES (12/29/19)
<b>REBOUNDS</b>	26	Delaware St. (11/20/19)
	28	Lehigh (11/16/19)
<b>ASSISTS</b>	6	at Syracuse (01/07/20)
	6	Coppin St. (11/08/19)
<b>STEALS</b>	1	at Wake Forest (01/14/20)
	1	UMES (12/29/19)
	1	Chattanooga (12/11/19)
<b>BLOCKED SHOTS</b>	1	at Syracuse (01/07/20)
	1	vs Dayton (11/26/19)
	1	Delaware St. (11/20/19)
	1	Lehigh (11/16/19)
	1	Coppin St. (11/08/19)
<b>TURNOVERS</b>	6	vs BYU (11/27/19)
	7	Duke (12/06/19)
<b>FOULS</b>	9	Lehigh (11/16/19)
	10	USC Upstate (11/13/19)





## Mike YOUNG

- First season at Virginia Tech
- 18th as a head coach in Division I
- Produced three AP All-America selections at Wofford
- Took Wofford to five NCAA Tournament appearances

### The Young File

#### PERSONAL

BORN: May 1, 1963  
 HOMETOWN: Radford, Virginia  
 FAMILY: Wife (Margaret), Children (Cooper & Davis)  
 COACHING RECORD AT VIRGINIA TECH: 13-4 (1st year)  
 CAREER HEAD COACHING RECORD: 312-248 (.557)

#### EDUCATION

Emory & Henry (1986)  
 JOINED TECH STAFF: April 7, 2019  
 YEARS OF COLLEGIATE HEAD COACHING: 18  
 YEARS OF COLLEGIATE COACHING: 33

#### COACHING CAREER

Year	School
1986-88	Assistant Coach, Emory & Henry
1988-89	Assistant Coach, Radford
1989-02	Assistant Coach, Wofford
2002-19	Head Coach, Wofford
2019-present	Head Coach, Virginia Tech

#### ACCOMPLISHMENTS

##### Five NCAA Tournaments

2019, 2015, 2014, 2011, 2010

##### Five SoCon Tournament Championships

2019, 2015, 2014, 2011, 2010

##### Four SoCon Regular-Season Titles

2019, 2015, 2011, 2010

##### Two-time National Coach of the Year

2019 (Sporting News), 2010 (Hugh Durham)

##### Three AP All-America Selections

Fletcher Magee (2018-19) Karl Cochran (2014-15) Noah Dahlman (2009-10)

##### Four SoCon Player of the Years

Fletcher Magee (2017-18, 2018-19) Karl Cochran (2014-15) & Noah Dahlman (2009-10)

##### All-SoCon

24 selections (Coaches) 34 selections (media)

Mike Young begins his first season as the head men's basketball coach at Virginia Tech. The veteran head coach comes home to the New River Valley with a wealth of experience and the desire and focus to lead this Hokies program in its quest to be among the best in the ACC and the nation.

Since arriving in Blacksburg, Young has worked diligently to assemble a top-level coaching staff. Along with that staff, Young has devoted countless hours toward putting together a competitive roster for the 2019-20 season and making a noticeable impact on the always evolving national recruiting community.

The Radford, Virginia native joins the Hokies after a record-setting 17-year tenure as the head coach at Wofford. The Terriers posted a 30-5 overall record in 2018-19, including a perfect 18-0 mark in Southern Conference play, and registered a convincing 84-68 win over Seton Hall in the first round of the 2019 NCAA Tournament.

The 2019 Sporting News Coach of the Year, Young finished third in last season's Associated Press Coach of the Year voting behind Texas Tech's Chris Beard and Houston's Kelvin Sampson. In his 17 seasons at the helm as head coach of Wofford College, Young built the Terriers into one of the Southern Conference's preeminent programs and a perennial NCAA Tournament participant. He guided Wofford to five NCAA Tournament berths over the past 10 seasons and five Southern Conference championships. In addition to the on-court success of his teams, 100 percent of Young's student-athletes at Wofford who completed their eligibility graduated.

In addition to owning numerous coaching accolades, Young currently serves as a member of the NCAA's Men's Basketball Ethics Committee.

Young compiled a 299-244 (.551) overall record at Wofford and earned Southern Conference Coach of the Year honors four times (2010, 2014, 2015 and 2019). Under his guidance, the Terriers registered an impressive list of nonconference wins, including ones over the likes of Auburn, Cincinnati, Clemson, Georgia, Georgia Tech, NC State, Purdue, Seton Hall, South Carolina, Virginia Tech, Xavier and Wake Forest. Arguably the most compelling nonconference victory of his tenure at Wofford came on Dec. 20, 2017 when the Terriers faced then-No. 5 North Carolina at the Dean Smith Center in Chapel Hill, North Carolina and registered a 79-75 victory over head coach Roy Williams and the Tar Heels.

Prior to assuming the head coaching reins for the Terriers in 2002-03, Young was an assistant coach to current Wofford Director of Athletics Richard Johnson. Young came to

Wofford after serving as a graduate assistant for one year under Oliver Purnell at Radford University.

A 1986 graduate of Emory & Henry College, he was a four-year letterman in basketball for coach Bob Johnson and the team captain his junior and senior seasons. He credits Johnson for having a major influence on his playing and coaching career.

Upon his graduation, Young became a full-time assistant coach for two years at Emory & Henry before moving on to Radford. Another of Young's mentors is Fletcher Arritt, longtime coach of Fork Union (Va.) Military Academy. Young played one season for him before attending Emory & Henry. In the summer of 2015, Young was inducted into the Emory & Henry College Sports Hall of Fame, as well as the Radford High School Hall of Fame.

Young and wife Margaret have a daughter, Cooper, a student at the University of the South, and a son, Davis, who is attending Blacksburg High School.

#### YEAR BY YEAR

Year	School	Rec.	Conf.	Postseason
2019-20	Virginia Tech	13-4	4-2	---
2018-19	Wofford	30-5	18-0	NCAA Round of 32
2017-18	Wofford	21-13	11-7	CIT
2016-17	Wofford	16-17	10-8	
2015-16	Wofford	15-17	11-7	
2014-15	Wofford	28-7	16-2	NCAA First Round
2013-14	Wofford	20-13	11-5	NCAA First Round
2012-13	Wofford	13-19	7-11	
2011-12	Wofford	19-14	12-6	CBI
2010-11	Wofford	21-13	14-4	NCAA First Round
2009-10	Wofford	26-9	15-3	NCAA First Round
2008-09	Wofford	16-14	12-8	
2007-08	Wofford	16-16	8-12	
2006-07	Wofford	10-20	5-13	
2005-06	Wofford	11-18	6-9	
2004-05	Wofford	14-14	7-9	
2003-04	Wofford	9-20	4-12	
2002-03	Wofford	14-15	8-8	



**BOUNCE BACK TIME**

- When Mike Young loses a basketball game, it rarely spills into the next game, with his teams bouncing back with a W, especially over the last five years with him being .661 by going 37-19.
- Young went 4-0 last year after a loss and 9-3 the year prior with the Terriers. He is 2-2 at Tech.

Season	G	W	L	Pct.
2002-03	14	7	7	.500
2003-04	19	7	12	.368
2004-05	13	5	8	.385
2005-06	17	8	9	.471
2006-07	19	6	13	.316
2007-08	15	7	8	.467
2008-09	13	8	5	.615
2009-10	8	5	3	.625
2010-11	12	9	3	.750
2011-12	13	8	5	.615
2012-13	18	9	9	.500
2013-14	12	7	5	.583
2014-15	6	5	1	.833
2015-16	16	9	7	.563
2016-17	16	10	6	.625
2017-18	12	9	3	.750
2018-19	4	4	0	1.000
2019-20	4	2	2	.500
<b>Total</b>	<b>231</b>	<b>125</b>	<b>106</b>	<b>.541</b>



**WHEN IT COUNTS**

- Mike Young brings a polished resume from his time at Wofford and you can see that in the numbers he carries regarding finishing a lead when his teams have had one over his years of coaching, with 18 seasons to be exact.
- Over the last six years when Young has had a lead with five minutes to go, he usually holds on to it to preserve the win, boasting a .925 winning percentage to his name.
- Since his arrival to Tech, the Hokies have carried the trend also, owning a perfect 11-0 record.

Year	G	W	L	Pct.
2014-15	25	23	2	.920
2015-16	17	14	3	.824
2016-17	17	15	2	.882
2017-18	21	19	2	.905
2018-19	27	27	0	1.000
2019-20	11	11	0	1.000
<b>Total</b>	<b>119</b>	<b>110</b>	<b>9</b>	<b>.925</b>

Opponent	G	W	L	Pct.
High-Major	8	7	1	.875
Mid-Major	110	102	8	.927
Conference	68	61	7	.897
Nonconference	50	48	2	.960
Postseason	9	7	2	.778

**WHAT THEY'RE SAYING**



**Jeff Goodman**   
 @GoodmanHoops

Mike Young can coach, people.



**Jon Rothstein**   
 @JonRothstein

Today we saw why many NBA folks felt that Mike Young could be an offensive coordinator at the professional level. Guy is a genius offensively.



**Gary Parrish**   
 @GaryParrishCBS

The best compliment I could give Mike Young is that when you talk to any coach from the Southern Conference, where he spent the previous 17 seasons, they all say the same thing: He's a GREAT basketball coach.

Ask [@ForbesETSUhoops](#).



**Scott Van Pelt** @notthefakeSVP · Nov 25, 2019

Replying to @GaryParrishCBS

I love watching his half court stuff. It's art.



**Jon Rothstein**   
 @JonRothstein

Things you didn't think you'd tweet: Virginia Tech is 12-4 after losing its top five scorers from a Sweet 16 team.

One underrated hire last spring?

Whit Babcock's move to pluck Mike Young from Wofford.

*On Coach Young VT*

Mike Young is one of those 20-year overnight sensations. Those of us who know college basketball have always recognized what a great coach he is. The nation found out this season in the NCAA Tournament. He is a great fit for Virginia Tech.

*-Fran Fraschilla*  
Former NCAA head coach & current ESPN college basketball analyst

*On Coach Young VT*

Mike Young has shown during his tenure at Wofford that not only is he an outstanding coach, but he's also a program builder. He develops players and men. He's an excellent communicator and teacher. His teams are always sound, tough, unselfish and fun to watch.


*-Clark Kellogg*  
CBS Sports Men's Basketball Analyst











**NAHIEM ALLEYNE** (na-HEEM ah-LEAN)

Freshman | 6-3 | 195  
G | Buford, Ga.

High School  
Mountain View

Major: University Studies

4

**AT THE RIM**

- Has played in all 17 games, drawing 16 starts.
- Tallied five points, two assists and four rebounds against NC State (1/11), marking his most boards since Dec. 11.
- Posted six points, including two 3-pointers which is his most since Dec. 11, three rebounds and an assist at Syracuse (1/7).
- Posted two points, two rebounds and a steal at No. 19/19 Virginia (1/4).
- Scored five points for the second straight game, making three free throws and one field goal, while collecting one rebound and two assists versus Maryland Eastern Shore (12/29).
- Turned in his best game yet, recording a career-high 22 points on 7-of-13 shooting, while going a perfect 5 for 5 from the charity stripe, and five rebounds vs. Chattanooga (12/11).
- Had 20 points, including 15 of those off of five 3s, four rebounds and two blocks vs. Delaware State (11/20).
- Two-year letterwinner at Mountain View High School.
- GHSA All-State and All-Region.
- Averaged 17.2 points per game and made 63 three-pointers in the 2018-19 season.
- A three-star on 247 Sports.
- Ranked as the 21st-best player in the state of Georgia.

**CAREER HIGHS**

Statistic	Value
Points	22 vs Chattanooga 12/11/19
Rebounds	5 vs Chattanooga 12/11/19
Assists	4 vs USC Upstate 11/13/19, vs BYU 11/27/19
Steals	2 vs Michigan St. 11/25/19
Blocks	2 vs Delaware St. 11/20/19
FG Made	7 vs Delaware St. 11/20/19, vs Chattanooga 12/11/19
FG Attempts	13 vs Chattanooga 12/11/19
3FG Made	5 vs Delaware St. 11/20/19
3FG Attempts	9 vs Delaware St. 11/20/19
FT Made	5 at Clemson 11/05/19, vs Chattanooga 12/11/19, at Wake Forest 01/14/20
FT Attempts	6 at Clemson 11/05/19, at Wake Forest 01/14/20

**GAME-BY-GAME STATS**

Opponent	Date	GS	MIN	Total	3-Pointers	Free throws	Rebounds	PF			A			T/O			BLK	STL	PTS	AVG	
				FG-FGA	PCT	3FG-3FGA	PCT	FT-FTA	PCT	OFF	DEF	TOT	AVG								
at Clemson	11/05/19	*	22:44	2-9	.222	2-6	.333	5-6	.833	0	3	3	3.0	1	1	1	0	1	11	11.0	
Coppin St.	11/08/19	*	23:28	6-8	.750	4-6	.667	2-2	1.000	0	2	2	2.5	0	0	1	0	0	18	14.5	
USC Upstate	11/13/19	*	25:13	3-6	.500	1-3	.333	2-3	.667	0	2	2	2.3	0	4	0	1	0	9	12.7	
Lehigh	11/16/19	*	20:43	1-7	.143	0-3	.000	3-4	.750	0	2	2	2.3	0	1	0	0	0	5	10.8	
Delaware St.	11/20/19	*	31:15	7-11	.636	5-9	.556	1-1	1.000	0	4	4	2.6	0	1	0	2	1	20	12.6	
vs Michigan St.	11/25/19	*	33:51	3-10	.300	2-4	.500	2-3	.667	0	3	3	2.7	2	1	0	0	2	10	12.2	
vs Dayton	11/26/19	*	30:57	3-8	.375	0-1	.000	3-5	.600	0	2	2	2.6	2	3	1	0	0	9	11.7	
vs BYU	11/27/19	*	36:28	5-8	.625	2-4	.500	0-0	.000	0	3	3	2.6	1	4	2	1	0	12	11.8	
Duke	12/06/19	*	32:25	2-6	.333	1-3	.333	1-2	.500	2	0	2	2.6	0	1	1	0	1	6	11.1	
Chattanooga	12/11/19	*	35:32	7-13	.538	3-7	.429	5-5	1.000	1	4	5	2.8	1	0	2	0	0	22	12.2	
Gardner-Webb	12/15/19	*	23:15	0-4	.000	0-2	.000	0-0	.000	0	2	2	2.7	1	1	1	0	0	0	11.1	
VMI	12/21/19	*	27:43	2-7	.286	0-2	.000	1-3	.333	0	2	2	2.7	0	2	1	0	0	5	10.6	
UMES	12/29/19	*	25:05	1-10	.100	0-5	.000	3-3	1.000	1	0	1	2.5	0	2	1	0	0	5	10.2	
at Virginia	01/04/20	*	22:14	1-9	.111	0-1	.000	0-0	.000	0	2	2	2.5	2	0	0	0	1	2	9.6	
at Syracuse	01/07/20	*	22:55	2-6	.333	2-6	.333	0-2	.000	1	2	3	2.5	3	1	2	0	0	6	9.3	
NC State	01/11/20	*	21:18	1-6	.167	1-1	1.000	2-3	.667	0	4	4	2.6	2	2	0	0	0	5	9.1	
at Wake Forest	01/14/20	*	17:58	2-3	.667	1-2	.500	5-6	.833	0	2	2	2.6	2	0	0	0	1	10	9.1	
<b>Totals</b>			<b>15</b>	<b>453:04</b>	<b>48-131</b>	<b>.366</b>	<b>24-65</b>	<b>.369</b>	<b>35-48</b>	<b>.729</b>	<b>5</b>	<b>39</b>	<b>44</b>	<b>2.6</b>	<b>17</b>	<b>24</b>	<b>13</b>	<b>4</b>	<b>7</b>	<b>155</b>	<b>9.1</b>

**CAREER STATS**

SEASON	TEAM	GP-GS	MIN	AVG	FG-FGA	FG%	3FG-FGA	3FG%	FT-FTA	FT%	OFF	DEF	TOT	AVG	PF	FO	AST	TO	BLK	STL	PTS	AVG
2020-21	Hokies	17-15	453:26.7		48-131	.366	24-65	.369	35-48	.729	5	39	44	2.6	17	24	13	4	7	155	9.1	
<b>TOTAL</b>		<b>17-15</b>	<b>453:26.7</b>		<b>48-131</b>	<b>.366</b>	<b>24-65</b>	<b>.369</b>	<b>35-48</b>	<b>.729</b>	<b>5</b>	<b>39</b>	<b>44</b>	<b>2.6</b>	<b>17</b>	<b>24</b>	<b>13</b>	<b>4</b>	<b>7</b>	<b>155</b>	<b>9.1</b>	



**JONATHAN KABONGO** (kuh-BONGO)

Sophomore | 6-4 | 195  
G | Toronto, Canada

High School  
Thornlea Secondary

Major: Creative Writing

10

**AT THE RIM**

- Has yet to see action.
- Played in 21 games in 2018-19.
- Hit a 3-pointer, pulled down two rebounds and swatted a shot against Miami (Fla) in the second round of the ACC Tournament.
- Tied a career high and scored an ACC-high six points at Pitt, while collecting ACC highs in three categories—two rebounds, one assist and a steal in his second-most minutes of the season with 13.
- Scored his first points in ACC action, coming off the bench in the final minute and making a layup versus Syracuse.
- Played in his first league game against Wake Forest .
- Scored his first points as a Hokie against Central Connecticut State, nailing a 3-pointer.
- Played in the season opener against Gardner-Webb, earning his first assist.

**CAREER HIGHS**

Statistic	Value
Points	6 at Pittsburgh 02/16/19, vs UMES 12/28/18
Rebounds	2 at Pittsburgh 02/16/19, vs Northeastern 11/16/18, vs Miami (FL) 03/13/19
Assists	1 4 times
Steals	1 at Notre Dame 02/23/19, at Pittsburgh 02/16/19, vs South Carolina St. 12/09/18
Blocks	1 vs Miami (FL) 03/13/19
FG Made	2 at Pittsburgh 02/16/19, vs UMES 12/28/18
FG Attempts	5 vs UMES 12/28/18
3FG Made	2 at Pittsburgh 02/16/19
3FG Attempts	4 vs Central Conn. St. 12/01/18, vs UMES 12/28/18
FT Made	1 vs Virginia 02/18/19, vs UMES 12/28/18
FT Attempts	2 vs UMES 12/28/18

**GAME-BY-GAME STATS**

**CAREER STATS**

SEASON	TEAM	GP-GS	MIN	AVG	FG-FGA	FG%	3FG-FGA	3FG%	FT-FTA	FT%	OFF	DEF	TOT	AVG	PF	FO	AST	TO	BLK	STL	PTS	AVG
2018-19	Hokies	21-0	102:4.8		11-28	.393	7-22	.318	2-4	.500	0	12	12	0.6	10-0	4	4	1	3	31	1.5	
<b>TOTAL</b>		<b>21-0</b>	<b>102:4.8</b>		<b>11-28</b>	<b>.393</b>	<b>7-22</b>	<b>.318</b>	<b>2-4</b>	<b>.500</b>	<b>0</b>	<b>12</b>	<b>12</b>	<b>0.6</b>	<b>10-0</b>	<b>4</b>	<b>4</b>	<b>1</b>	<b>3</b>	<b>31</b>	<b>1.5</b>	









**TYRECE RADFORD** (TIE-ree-se)

Redshirt Freshman | 6-1 | 205  
Baton Rouge, La.

High School  
Cushing Academy

Major: University Studies

23

**AT THE RIM**

- Has played in all 17 games, drawing 15 starts.
- Ranks 12th in the ACC in offensive rebounds per game with a 2.35 average. He has 40 on the year. Is 13th in the league in conference games, averaging 7.5 rebounds a game.
- His 12 free-throw attempts at Wake Forest (1/14) are tied for the second-most trips in an ACC game among ACC players. Exploded for a career-high 21 points on 7-of-9 shooting and collected 13 rebounds, one assist and a career-high four steals at Wake Forest (1/14)
- Scored 18 points on 8-of-11 shooting and tallied nine rebounds and tied a career-high two blocks vs. NC State (1/11).
- Had a near double-double at Syracuse (1/7), with seven points and nine rebounds.
- Redshirted last year after being a four-year starter in the state of Louisiana during prep days.
- All-State and All-Metro at McKinley as a senior.
- Averaged 22.0 points, 6.0 rebounds and 4.0 assists as a senior, leading Panthers to state semifinals.
- First team all-district and All-Metro and second-team Class 5A all-state performer.

**CAREER HIGHS**

Statistic	Value
Points	21 at Wake Forest 01/14/20
Rebounds	13 at Wake Forest 01/14/20
Assists	5 vs UMES 12/29/19
Steals	4 at Wake Forest 01/14/20
Blocks	2 vs Coppin St. 11/08/19, vs NC State 01/11/20
FG Made	8 vs NC State 01/11/20
FG Attempts	11 vs NC State 01/11/20
3FG Made	1 vs Gardner-Webb 12/15/19
3FG Attempts	2 vs Lehigh 11/16/19, vs Gardner-Webb 12/15/19
FT Made	7 at Wake Forest 01/14/20
FT Attempts	12 at Wake Forest 01/14/20

**GAME-BY-GAME STATS**

Opponent	Date	GS	MIN	FG-FGA	PCT	3FG-3FGA	PCT	FT-FTA	PCT	OFF DEF TOT	AVG	PF	A	T/O	BLK	STL	PTS	AVG
<b>Totals</b>																		

**CAREER STATS**

SEASON	TEAM	GP-GS	MIN	AVG	FG-FGA	FG%	3FG-FGA	3FG%	FT-FTA	FT%	OFF	DEF	TOT	AVG	PF	FO	AST	BLK	STL	PTS	AVG
<b>TOTAL</b>																					



**BRANDEN JOHNSON**

Graduate Student | 6-8 | 230  
F | Garfield Heighs, Ohio

High School / Last School  
Garfield Heights / Alabama State

Major: Curriculum and Instruction

24

**AT THE RIM**

- Has played in seven games.
- Played a career-high seven minutes and had a rebound and a steal at Wake Forest (1/14).
- Grabbed a career-best two rebounds in a career-high seven minutes of action versus Maryland Eastern Shore (12/29).
- Came in for the first half for two minutes against VMI (12/21).
- Took his first shot of the season versus Gardner-Webb (12/15), a contested layup on the right block.
- Played five minutes off the bench against Delaware State (11/20).
- Earned his first block as a Hokie versus Lehigh (11/16).
- Came in off the bench and played five minutes against Cop-pin State (11/8) in the home opener, grabbing a rebound.
- A grad transfer from Alabama State that played in 66 games with 46 starts.
- Averaged four points and four rebounds per game in 2018-19.
- Scored in double-figures in three games last season, including a double-double (11 points, 13 rebounds) against Birmingham-Southern.
- 2018-19 Preseason All-SWAC second team pick.

**CAREER HIGHS**

Statistic	Value
Points	16 at Prairie View 02/24/18
Rebounds	17 at Prairie View 02/24/18
Assists	1 11 times
Steals	2 at Iowa 11/12/17, at South Dakota St. 11/14/17, at Jacksonville St. 11/30/17
Blocks	6 vs Jackson St. 03/01/18
FG Made	7 at Prairie View 02/24/18
FG Attempts	9 at Texas Southern 02/06/18
3FG Attempts	1 at Ark.-Pine Bluff 02/05/18, vs Fort Valley St. 12/29/16
FT Made	6 at Alabama A&M 02/10/18
FT Attempts	12 vs Birmingham-So. 11/14/18

**GAME-BY-GAME STATS**

Opponent	Date	GS	MIN	FG-FGA	PCT	3FG-3FGA	PCT	FT-FTA	PCT	OFF DEF TOT	AVG	PF	A	T/O	BLK	STL	PTS	AVG
<b>Totals</b>																		

**CAREER STATS**

SEASON	TEAM	GP-GS	MIN	AVG	FG-FGA	FG%	3FG-FGA	3FG%	FT-FTA	FT%	OFF	DEF	TOT	AVG	PF	FO	AST	BLK	STL	PTS	AVG
<b>TOTAL FOR Hokies</b>																					





**GRANT YATES**

Sophomore | 6-8 | 210  
F | Gainesville, Va.

High School / Last School  
Battlefield / Christopher Newport

Major: Business

13

**AT THE RIM**

- Due to NCAA transfer rules, will have to sit out this season.
- Walk-on after transferring from Christopher Newport University.
- At Christopher Newport, he appeared in 19 games as a freshman in the 2018-19 season.
- Scored 17 points and grabbed 11 rebounds on the season.

**CAREER HIGHS**

**GAME-BY-GAME STATS**



**RYAN PAYNE**

Junior | 6-8 | 220  
F | Mechansville, Va.

High School  
Hanover

Major: Finance

25

**AT THE RIM**

- Team manager.
- Three-year letterwinner at Hanover High School under head coach Darren Thornton.
- VHSL 4A first-team all-state.
- Conference 20 Player of the Year.
- Three-time all-academic team.

**CAREER HIGHS**

**GAME-BY-GAME STATS**



**KEVE ALUMA** ((Kev-aye))

Junior | 6-9 | 240  
F | Berline, Md.

High School/Last School  
Stephen Dcatur / Wofford

Major: Human Development

22

**AT THE RIM**

- Due to NCAA transfer rules, will have to sit out this season.
- Played in 68 games, including starting 34 contests his sophomore season at Wofford.
- Averaged seven points and seven rebounds per game in 2018-19.
- Racked up the second-most rebounds on the team with 239.
- Scored in double figures eight times and recorded two double-doubles
- Had a knack on the offensive glass, ranking fifth in the SoCon with 2.8 offensive rebounds per game in league action.
- In his free time, he enjoys playing soccer.

**CAREER HIGHS**

Statistic	Value
Points	14 vs Mars Hill 11/23/18, vs The Citadel 01/03/19
Rebounds	12 vs Samford 01/24/19
Assists	4 at Oklahoma 11/18/18
Steals	3 vs Samford 01/24/19
Blocks	3 at Furman 02/23/19, at ETSU 02/07/19, vs VMI 03/09/19
FG Made	6 vs Chattanooga 01/26/19, vs Samford 01/24/19
FG Attempts	9 vs Samford 01/24/19
3FG Attempts	1 at High Point 11/10/18
FT Made	6 vs Mars Hill 11/23/18, at Mercer 01/31/19, vs Seton Hall 03/21/19
FT Attempts	9 at Mercer 01/31/19

**CAREER STATS**

SEASON	TEAM	GP-GS	MIN	Field Goals		3-Point		F-Throws		Rebounds			Scoring								
				FG-FGA	FG%	3FG-FGA	3FG%	FT-FTA	FT%	OFF	DEF	TOT	AVG	PF-FO	AST	TO	BLK	STL	PTS	AVG	
2017-18	WOF	33-2	439	133	30-53	.566	0-0	.000	24-42	.571	45	68	113	3.4	63-2	18	20	13	6	84	2.5
2018-19	WOF	35-34	930	266	94-141	.667	0-1	.000	54-94	.574	92	147	239	6.8	81-3	34	36	31	23	242	6.9
<b>TOTAL FOR Hokies</b>		<b>0-0</b>	<b>0/0.0</b>	<b>0-0</b>	<b>.000</b>	<b>0-0</b>	<b>.000</b>	<b>0-0</b>	<b>.000</b>	<b>0</b>	<b>0</b>	<b>0</b>	<b>0.0</b>	<b>0-0</b>	<b>0</b>	<b>0</b>	<b>0</b>	<b>0</b>	<b>0</b>	<b>0</b>	<b>0.0</b>
<b>TOTAL</b>		<b>68-36</b>	<b>1369/20.1</b>	<b>124-194</b>	<b>.639</b>	<b>0-1</b>	<b>.000</b>	<b>78-136</b>	<b>.574</b>	<b>137</b>	<b>215</b>	<b>352</b>	<b>5.2</b>	<b>144-5</b>	<b>52</b>	<b>56</b>	<b>44</b>	<b>29</b>	<b>326</b>	<b>4.8</b>	



## NCAA STATS

Statistic	National Conference		Value National Leader		Value Conference Leader		Value
	Rank	Rank					
3-pt Field Goal Attempts (350 ranked)	31	2	463	North Florida	610	Notre Dame	487
Assist Turnover Ratio (350 ranked)	3	2	1.60	Notre Dame	1.80	Notre Dame	1.80
Assists Per Game (350 ranked)	48	4	15.5	Dayton	19.2	Notre Dame	17.6
Blocked Shots Per Game (350 ranked)	227	14	2.8	UConn	7.1	Duke	6.4
Defensive Rebounds per Game (350 ranked)	81	5	27.35	Yale	31.47	North Carolina	29.31
Fewest Fouls (350 ranked)	13	3	223	Penn	192	Virginia	204
Fewest Turnovers (350 ranked)	3	1	164	Cornell	155	Virginia Tech	164
Field-Goal Percentage (350 ranked)	151	7	44.1	Dayton	52.3	Duke	48.9
Field-Goal Percentage Defense (350 ranked)	52	4	39.5	Virginia	34.7	Virginia	34.7
Free Throw Attempts (350 ranked)	294	13	264	New Mexico	467	Wake Forest	389
Free Throws Made (350 ranked)	283	13	185	New Mexico	336	Wake Forest	289
Free-Throw Percentage (350 ranked)	181	10	70.1	Pepperdine	83.5	Florida St.	75.9
Offensive Rebounds Per Game (350 ranked)	303	15	8.24	Portland St.	15.33	North Carolina	14.31
Personal Fouls Per Game (350 ranked)	3	3	13.1	Notre Dame	12.1	Notre Dame	12.1
Rebound Margin (350 ranked)	196	9	0.2	Houston	11.5	North Carolina	9.1
Scoring Defense (350 ranked)	39	4	61.8	Virginia	49.0	Virginia	49.0
Scoring Margin (350 ranked)	54	4	10.2	Gonzaga	20.5	Duke	19.8
Scoring Offense (350 ranked)	169	9	71.9	Gonzaga	87.8	Duke	83.1
Steals Per Game (350 ranked)	210	9	6.2	Eastern Mich.	11.3	Florida St.	9.5
Three Pt FG Defense (350 ranked)	81	5	30.6	Arkansas	22.8	Virginia	28.1
Three-Point Field Goals Per Game (349 ranked)	15	1	10.1	North Florida	12.3	Virginia Tech	10.1
Three-Point Field-Goal Percentage (350 ranked)	41	2	37.1	Saint Mary's (CA)	42.1	Louisville	38.2
Total 3-point FGM (349 ranked)	14	1	172	North Florida	233	Virginia Tech	172
Total Assists (350 ranked)	54	4	263	Gonzaga	346	Notre Dame	300
Total Blocks (350 ranked)	220	13	48	FIU	116	Duke	109
Total Rebounds (350 ranked)	191	9	605	South Dakota St.	826	North Carolina	698
Total Rebounds Per Game (350 ranked)	197	9	35.59	North Carolina	43.63	North Carolina	43.63
Total Steals (350 ranked)	205	9	105	Nicholls St.	201	Florida St.	162
Turnover Margin (348 ranked)	39	5	3.1	UNC Asheville	7.8	Florida St.	5.2
Turnovers Forced (350 ranked)	261	10	12.71	SFA	22.71	Florida St.	18.35
Turnovers Per Game (350 ranked)	1	1	9.6	Virginia Tech	9.6	Virginia Tech	9.6
Won-Lost Percentage (350 ranked)	32	4	76.5	San Diego St.	100.0	Florida St.	88.2

Statistic	Player	National Conference		Value National Leader		Value Conference Leader		Value
		Rank	Rank					
3-pt Field Goal Attempts (238 ranked)	Landers Nolley II	67	3	120	Jhivvan Jackson, UTSA	194	Buddy Boeheim, Syracuse	151
Assist Turnover Ratio (250 ranked)	Wabissa Bede	4	1	3.76	Cam Spencer, Loyola Maryland	6.13	Wabissa Bede, Virginia Tech	3.76
Assists Per Game (249 ranked)	Wabissa Bede	18	3	6.4	Zavier Simpson, Michigan	8.9	Markell Johnson, NC State	6.8
Blocked Shots Per Game (235 ranked)					Kylor Kelley, Oregon St.	4.13	Manny Bates, NC State	3.12
Defensive Rebounds per Game (250 ranked)	Landers Nolley II	208	12	5.00	John Mooney, Notre Dame	10.38	John Mooney, Notre Dame	10.38
Double Doubles (182 ranked)					Nathan Knight, William & Mary John Mooney, Notre Dame	14 14	John Mooney, Notre Dame	14
Field-Goal Percentage (250 ranked)					Udoka Azubuike, Kansas	77.6	Vernon Carey, Duke	60.5
Free Throw Attempts (247 ranked)					Jayden Gardner, East Carolina	149	Vernon Carey, Duke	110
Free Throws Made (249 ranked)					Jayden Gardner, East Carolina Markus Howard, Marquette	113 113	Olivier Sarr, Wake Forest	72
Free-Throw Percentage (250 ranked)	Landers Nolley II	210	11	77.8	Joseph Girard III, Syracuse	95.8	Joseph Girard III, Syracuse	95.8
Minutes Per Game (250 ranked)					Jahlil Jenkins, Fairleigh Dickinson	38:44	Elijah Hughes, Syracuse	37:41
Offensive Rebounds Per Game (249 ranked)	Tyrece Radford	188	12	2.35	Cletrell Pope, Bethune-Cookman	5.00	John Mooney, Notre Dame	3.50
Points Per Game (249 ranked)	Landers Nolley II	71	3	18.1	Markus Howard, Marquette	27.3	Jordan Nwora, Louisville	20.4
Rebounds Per Game (246 ranked)					John Mooney, Notre Dame	13.9	John Mooney, Notre Dame	13.9
Steals Per Game (248 ranked)					Fatts Russell, Rhode Island Josh Sharkey, Samford	3.31 3.31	Steffon Mitchell, Boston College	2.47
Three-Point Field Goals Per Game (244 ranked)	Landers Nolley II	46	3	2.82	Aaron Nesmith, Vanderbilt	4.29	Buddy Boeheim, Syracuse	3.65
Three-Point Field-Goal Percentage (104 ranked)	Landers Nolley II	45	4	40.0	Aaron Nesmith, Vanderbilt	52.2	Jordan Nwora, Louisville	44.0
Total 3-point FGM (225 ranked)	Landers Nolley II	46	3	48	Dru Kuxhausen, McNeese	72	Buddy Boeheim, Syracuse	62
Total Assists (239 ranked)	Wabissa Bede	13	1	109	Zavier Simpson, Michigan	142	Wabissa Bede, Virginia Tech Markell Johnson, NC State	109
Total Blocks (250 ranked)					Osasumwen Osaghae, FIU	69	Manny Bates, NC State	53
Total Field Goal Attempts (245 ranked)	Landers Nolley II	49	2	250	Jhivvan Jackson, UTSA	389	Jordan Nwora, Louisville	252
Total Field Goals Made (250 ranked)	Landers Nolley II	76	4	105	Jhivvan Jackson, UTSA	161	Jordan Nwora, Louisville	121
Total Minutes (250 ranked)					Jordan Ford, Saint Mary's (CA)	709:32	Elijah Hughes, Syracuse	640:40
Total Points (250 ranked)	Landers Nolley II	68	3	307	Jhivvan Jackson, UTSA	468	Jordan Nwora, Louisville	347
Total Rebounds (250 ranked)	Tyrece Radford	250	16	110	John Mooney, Notre Dame	222	John Mooney, Notre Dame	222
Total Steals (232 ranked)					Jacob Gilyard, Richmond	56	Steffon Mitchell, Boston College	42
Triple Doubles (1 ranked)					15 players tied	1	Markell Johnson, NC State	1





LAST FOUR BOX SCORES



Official Basketball Box Score - Final
Virginia Tech at Virginia
01/04/20 John Paul Jones Arena, Charlottesville, VA
Virginia vs. Virginia Tech

Game Time: 7:00 PM
Game Duration: 1:44
Attendance: 14,629

Virginia Tech - 39

Box score table for Virginia Tech - 39, including player names, minutes, FG, 3P, FT, Rebounds, Fouls, TP, AS, TO, ST, Blocks, +/-.

Shooting By Period table for Virginia Tech - 39, showing 1st, 2nd, 3rd, and 4th quarter percentages.

Totals: 13-48 4-25 9-11 5 20 25 12 11 39 6 13 7 0 2 -26

Virginia - 65

Box score table for Virginia - 65, including player names, minutes, FG, 3P, FT, Rebounds, Fouls, TP, AS, TO, ST, Blocks, +/-.

Shooting By Period table for Virginia - 65, showing 1st, 2nd, 3rd, and 4th quarter percentages.

Totals: 25-54 7-21 8-10 6 32 38 11 12 65 14 11 6 2 0 25

Summary statistics table for Virginia Tech vs Virginia, including VT, UVA, Points from Turnovers, Best Scoring Run, Lead Changes, Times Tied, and Time with Lead.



Official Basketball Box Score - Final
Virginia Tech at Syracuse
01/08/20 Carrier Dome, Syracuse
2019-20 Men's Basketball

Game Time: 2:00 AM
Game Duration: 2:03
Attendance: 16,504

Virginia Tech - 67

Box score table for Virginia Tech - 67, including player names, minutes, FG, 3P, FT, Rebounds, Fouls, TP, AS, TO, ST, Blocks, +/-.

Shooting By Period table for Virginia Tech - 67, showing 1st, 2nd, 3rd, and 4th quarter percentages.

Totals: 21-50 10-36 15-21 8 25 33 18 17 67 20 11 6 0 1 4

Syracuse - 63

Box score table for Syracuse - 63, including player names, minutes, FG, 3P, FT, Rebounds, Fouls, TP, AS, TO, ST, Blocks, +/-.

Shooting By Period table for Syracuse - 63, showing 1st, 2nd, 3rd, and 4th quarter percentages.

Totals: 23-53 6-17 11-17 9 25 34 17 18 63 6 9 6 1 0 -4

Summary statistics table for Virginia Tech vs Syracuse, including VT, SYR, Points from Turnovers, Best Scoring Run, Lead Changes, Times Tied, and Time with Lead.



Official Basketball Box Score - Final
NC State at Virginia Tech
01/11/20 Cassell Coliseum, Blacksburg, VA
2019-20 Men's Basketball

Game Time: 7:00 PM
Game Duration: 1:50
Attendance: 9,275

NC State - 58

Box score table for NC State - 58, including player names, minutes, FG, 3P, FT, Rebounds, Fouls, TP, AS, TO, ST, Blocks, +/-.

Shooting By Period table for NC State - 58, showing 1st, 2nd, 3rd, and 4th quarter percentages.

Totals: 22-69 6-30 8-12 13 30 43 16 14 58 15 9 4 5 3 -14

Virginia Tech - 72

Box score table for Virginia Tech - 72, including player names, minutes, FG, 3P, FT, Rebounds, Fouls, TP, AS, TO, ST, Blocks, +/-.

Shooting By Period table for Virginia Tech - 72, showing 1st, 2nd, 3rd, and 4th quarter percentages.

Totals: 22-59 9-22 19-21 7 34 41 14 16 72 13 8 6 3 5 14

Summary statistics table for NC State vs Virginia Tech, including NCST, Hokies, Points from Turnovers, Best Scoring Run, Lead Changes, Times Tied, and Time with Lead.



Official Basketball Box Score - Final
Virginia Tech at Wake Forest
01/15/20 LIVM Coliseum, Winston-Salem
2019-20 Men's Basketball

Game Time: 2:00 AM
Game Duration: 2:12
Attendance: 4,873

Virginia Tech - 80

Box score table for Virginia Tech - 80, including player names, minutes, FG, 3P, FT, Rebounds, Fouls, TP, AS, TO, ST, Blocks, +/-.

Shooting By Period table for Virginia Tech - 80, showing 1st, 2nd, 3rd, and 4th quarter percentages.

Totals: 27-55 9-25 17-29 5 27 32 24 26 80 13 9 11 4 3 10

Wake Forest - 70

Box score table for Wake Forest - 70, including player names, minutes, FG, 3P, FT, Rebounds, Fouls, TP, AS, TO, ST, Blocks, +/-.

Shooting By Period table for Wake Forest - 70, showing 1st, 2nd, 3rd, and 4th quarter percentages.

Totals: 23-55 7-20 17-23 8 29 37 27 23 70 10 18 1 3 4 -10

Summary statistics table for Virginia Tech vs Wake Forest, including VT, Wake, Points from Turnovers, Best Scoring Run, Lead Changes, Times Tied, and Time with Lead.

## COMBINED SEASON STATS

### Game Records

Record	Overall	Home	Away	Neutral
ALL GAMES	13-4	9-1	3-1	1-2
CONFERENCE	4-2	1-1	3-1	0-0
NON-CONFERENCE	9-2	8-0	0-0	1-2

### Score by Periods

Team	1st	2nd	OT	TOT
Virginia Tech	584	639	0	1223
Opponents	501	549	0	1050

### Team Box Score

No.	Player	Total					3-Point		F-Throw		Rebounds				Other				PTS	AVG		
		GP-GS	MIN	AVG	FG-FGA	FG%	3FG-FGA	3FG%	FT-FTA	FT%	OFF	DEF	TOT	AVG	PF	DQ	A	TO			BLK	STL
2	NOLLEY II, Landers	17-17	510:22	30.0	105-250	.420	48-120	.400	49-63	.778	11	85	96	5.7	31	1	42	50	4	16	307	18.1
23	RADFORD, Tyrece	17-15	396:02	23.3	62-92	.674	1-8	.125	31-47	.660	40	70	110	6.5	24	0	22	6	6	18	156	9.2
4	ALLEYNE, Nahiem	17-15	453:04	26.7	48-131	.366	24-65	.369	35-48	.729	5	39	44	2.6	17	0	24	13	4	7	155	9.1
14	HORNE, P.J.	17-17	454:13	26.7	57-111	.514	21-61	.344	3-4	.750	18	60	78	4.6	33	0	8	20	10	10	138	8.1
15	CONE, Jalen	17-0	238:04	14.0	39-83	.470	30-53	.566	15-17	.882	1	16	17	1.0	23	0	8	15	0	2	123	7.2
0	CATTOOR, Hunter	16-2	361:34	22.6	37-88	.420	27-69	.391	11-18	.611	3	39	42	2.6	21	0	23	8	3	15	112	7.0
3	BEDE, Wabissa	17-17	496:16	29.2	36-97	.371	6-35	.171	17-31	.548	5	62	67	3.9	29	0	109	29	5	18	95	5.6
1	WILKINS, Isaiah	17-2	259:59	15.3	27-81	.333	15-49	.306	12-16	.750	15	40	55	3.2	17	1	26	8	2	12	81	4.8
21	OJIAKO, John	17-0	188:09	11.1	21-40	.525	0-0	.000	12-20	.600	20	24	44	2.6	22	1	1	6	13	5	54	3.2
11	PALMER, Brendan	2-0	08:28	4.2	1-4	.250	0-3	.000	0-0	.000	1	3	4	2.0	0	0	0	1	0	1	2	1.0
24	JOHNSON, Branden	7-0	33:49	4.8	0-4	.000	0-0	.000	0-0	.000	2	4	6	0.9	6	0	0	0	1	1	0	0.0
Team											19	23	42				8					
<b>Total</b>		<b>17</b>			<b>433-981</b>	<b>.441</b>	<b>172-463</b>	<b>.371</b>	<b>185-264</b>	<b>.701</b>	<b>140</b>	<b>465</b>	<b>605</b>	<b>35.6</b>	<b>223</b>	<b>3</b>	<b>263</b>	<b>164</b>	<b>48</b>	<b>105</b>	<b>1223</b>	<b>71.9</b>
<b>Opponents</b>		<b>17</b>			<b>390-988</b>	<b>.395</b>	<b>137-448</b>	<b>.306</b>	<b>133-198</b>	<b>.672</b>	<b>157</b>	<b>445</b>	<b>602</b>	<b>35.4</b>	<b>258</b>	<b>-</b>	<b>215</b>	<b>216</b>	<b>44</b>	<b>67</b>	<b>1050</b>	<b>61.8</b>

### Team Statistics

	Hokies	OPP
<b>Scoring</b>	<b>1223</b>	<b>1050</b>
Points per game	71.9	61.8
Scoring margin	+10.1	-
<b>Field goals-att</b>	<b>433-981</b>	<b>390-988</b>
Field goal pct	.441	.395
<b>3 point fg-att</b>	<b>172-463</b>	<b>137-448</b>
3-point FG pct	.371	.306
3-pt FG made per game	10.1	8.1
<b>Free throws-att</b>	<b>185-264</b>	<b>133-198</b>
Free throw pct	.701	.672
F-Throws made per game	10.9	7.8
<b>Rebounds</b>	<b>605</b>	<b>602</b>
Rebounds per game	35.6	35.4
Rebounding margin	+0.2	-
<b>Assists</b>	<b>263</b>	<b>215</b>
Assists per game	15.5	12.6
<b>Turnovers</b>	<b>164</b>	<b>216</b>
Turnovers per game	9.7	12.7
Turnover margin	+3.0	-
Assist/turnover ratio	1.6	1.0
<b>Steals</b>	<b>105</b>	<b>67</b>
Steals per game	6.2	3.9
<b>Blocks</b>	<b>48</b>	<b>44</b>
Blocks per game	2.8	2.6
<b>Winning streak</b>	<b>3</b>	<b>-</b>
Home win streak	5	-
<b>Attendance</b>	<b>86768</b>	<b>43506</b>
Home games-Avg/Game	10-8677	4-10877
Neutral site-Avg/Game	-	3-2400

### Team Results

Date	Opponent		Score	Att.
11/05/19	at Clemson	W	67-60	7500
11/08/19	Coppin St.	W	74-42	9275
11/13/19	USC Upstate	W	80-57	8536
11/16/19	Lehigh	W	79-53	9275
11/20/19	Delaware St.	W	100-64	8421
11/25/19	vs Michigan St.	W	71-66	2400
11/26/19	vs Dayton	L	62-89	2400
11/27/19	vs BYU	L	77-90	2400
12/06/19	Duke	L	63-77	9275
12/11/19	Chattanooga	W	63-58	8348
12/15/19	Gardner-Webb	W	73-46	9275
12/21/19	VMI	W	64-55	7446
12/29/19	UMES	W	92-37	7642
01/04/20	at Virginia	L	39-65	14629
01/07/20	at Syracuse	W	67-63	16504
01/11/20	NC State	W	72-58	9275
01/14/20	at Wake Forest	W	80-70	4873



## CONFERENCE SEASON STATS

### Game Records

Record	Overall	Home	Away	Neutral
ALL GAMES	4-2	1-1	3-1	0-0
CONFERENCE	4-2	1-1	3-1	0-0
NON-CONFERENCE	0-0	0-0	0-0	0-0

### Score by Periods

Team	1st	2nd	OT	TOT
Virginia Tech	192	196	0	388
Opponents	202	191	0	393

### Team Box Score

No.	Player				Total		3-Point		F-Throw		Rebounds											
		GP-GS	MIN	AVG	FG-FGA	FG%	3FG-FGA	3FG%	FT-FTA	FT%	OFF	DEF	TOT	AVG	PF	DQ	A	TO	BLK	STL	PTS	AVG
2	NOLLEY II, Landers	6-6	200:10	33.4	41-98	.418	15-45	.333	21-28	.750	6	27	33	5.5	18	1	13	25	0	6	118	19.7
23	RADFORD, Tyrece	6-5	152:57	25.5	26-33	.788	0-0	.000	18-26	.692	10	35	45	7.5	9	0	4	2	2	6	70	11.7
15	CONE, Jalen	6-0	84:55	14.2	15-31	.484	12-20	.600	7-8	.875	0	4	4	0.7	5	0	1	3	0	1	49	8.2
14	HORNE, P.J.	6-6	179:43	30.0	20-48	.417	6-29	.207	3-3	1.000	3	28	31	5.2	14	0	2	7	4	2	49	8.2
4	ALLEYNE, Nahiem	6-4	139:34	23.3	10-39	.256	7-19	.368	13-19	.684	3	13	16	2.7	10	0	5	4	0	4	40	6.7
3	BEDE, Wabissa	6-6	187:09	31.2	11-25	.440	0-8	.000	7-12	.583	1	23	24	4.0	13	0	37	14	1	6	29	4.8
1	WILKINS, Isaiah	6-1	80:48	13.5	5-25	.200	4-17	.235	3-5	.600	8	10	18	3.0	7	1	7	4	0	5	17	2.8
0	CATTOOR, Hunter	6-2	125:43	21.0	2-20	.100	2-17	.118	6-6	1.000	0	10	10	1.7	6	0	6	4	0	4	12	2.0
21	OJIAKO, John	6-0	41:33	6.9	2-5	.400	0-0	.000	0-1	.000	3	4	7	1.2	6	1	0	1	3	1	4	0.7
24	JOHNSON, Branden	1-0	07:28	7.5	0-1	.000	0-0	.000	0-0	.000	0	1	1	1.0	1	0	0	0	0	1	0	0.0
Team											7	10	17				4					
<b>Total</b>		<b>6</b>	<b>1200</b>		<b>132-325</b>	<b>.406</b>	<b>46-155</b>	<b>.297</b>	<b>78-108</b>	<b>.722</b>	<b>41</b>	<b>165</b>	<b>206</b>	<b>34.3</b>	<b>89</b>	<b>3</b>	<b>75</b>	<b>68</b>	<b>10</b>	<b>36</b>	<b>388</b>	<b>64.7</b>
<b>Opponents</b>		<b>6</b>	<b>1200</b>		<b>145-358</b>	<b>.405</b>	<b>40-143</b>	<b>.280</b>	<b>63-87</b>	<b>.724</b>	<b>52</b>	<b>168</b>	<b>220</b>	<b>36.7</b>	<b>98</b>	<b>2</b>	<b>68</b>	<b>62</b>	<b>17</b>	<b>29</b>	<b>393</b>	<b>65.5</b>

### Team Statistics

	HOKIES	OPP
<b>Scoring</b>	<b>388</b>	<b>393</b>
Points per game	64.7	65.5
Scoring margin	-0.8	-
<b>Field goals-att</b>	<b>132-325</b>	<b>145-358</b>
Field goal pct	.406	.405
<b>3 point fg-att</b>	<b>46-155</b>	<b>40-143</b>
3-point FG pct	.297	.280
3-pt FG made per game	7.7	6.7
<b>Free throws-att</b>	<b>78-108</b>	<b>63-87</b>
Free throw pct	.722	.724
F-Throws made per game	13.0	10.5
<b>Rebounds</b>	<b>206</b>	<b>220</b>
Rebounds per game	34.3	36.7
Rebounding margin	-2.3	-
<b>Assists</b>	<b>75</b>	<b>68</b>
Assists per game	12.5	11.3
<b>Turnovers</b>	<b>68</b>	<b>62</b>
Turnovers per game	11.3	10.3
Turnover margin	-1.0	-
Assist/turnover ratio	1.1	1.1
<b>Steals</b>	<b>36</b>	<b>29</b>
Steals per game	6.0	4.8
<b>Blocks</b>	<b>10</b>	<b>17</b>
Blocks per game	1.7	2.8
<b>Winning streak</b>	<b>3</b>	<b>-</b>
Home win streak	1	-
<b>Attendance</b>	<b>18550</b>	<b>43506</b>
Home games-Avg/Game	2-9275	4-10877
Neutral site-Avg/Game	-	0-0

### Team Results

Date	Opponent		Score	Att.
11/05/2019	at Clemson	W	67-60	7500
12/06/2019	Duke	L	63-77	9275
01/04/2020	at Virginia	L	39-65	14629
01/07/2020	at Syracuse	W	67-63	16504
01/11/2020	NC State	W	72-58	9275
01/14/2020	at Wake Forest	W	80-70	4873





**0**  
Hunter CATTOOR  
G | 6-3 | 205 | Fr.  
Orlando, Fla.  
(cuh-TOUR)



**1**  
Isaiah WILKINS  
G | 6-4 | 225 | So.  
Winston-Salem, N.C.



**2**  
Landers NOLLEY II  
G/F | 6-7 | 225 | r-Fr.  
Atlanta, Ga.  
(NAH-lee)



**3**  
Wabissa BEDE  
G | 6-0 | 200 | Jr.  
North Andover, Mass.  
(wa-BEE-sah BEE-dee)




**4**  
Nahiem ALLEYNE  
G | 6-3 | 195 | Fr.  
Buford, Ga.  
(na-HEEM ah-LEAN)



**10**  
Jonathan KABONGO  
G | 6-4 | 195 | So.  
Toronto, Canada  
(kuh-BONGO)



**11**  
Brendan PALMER  
G | 6-4 | 195 | So.  
Winston-Salem, N.C.



**13**  
Grant YATES  
F | 6-8 | 210 | So.  
Gainesville, Va.



**14**  
P.J. HORNE  
F | 6-6 | 225 | Jr.  
Tifton, Ga.



**15**  
Jalen CONE  
G | 5-10 | 170 | Fr.  
Walkertown, N.C.



**21**  
John OJIAKO  
F | 6-10 | 240 | Fr.  
Lagos, Nigera  
(OH-gee-ah-co)




**22**  
Keve ALUMA  
F | 6-9 | 240 | Jr.  
Berlin, Md.  
(Kev-aye)



**23**  
Tyrece RADFORD  
G | 6-1 | 205 | r-Fr.  
Baton Rouge, La.  
(TIE-reese)



**24**  
Branden JOHNSON  
F | 6-8 | 230 | Gr.  
Garfield Heights, Ohio



**25**  
Ryan PAYNE  
F | 6-8 | 220 | Jr.  
Mechanicsville, Va.



Mike YOUNG  
Head Coach  
Emory & Henry, 1986  
First season



Chester FRAZIER  
Associate Head Coach  
Illinois, 2009  
First season



Christian WEBSTER  
Assistant Coach  
Harvard, 2013  
Fourth season



Antwon JACKSON  
Assistant Coach  
Pikeville, 1993  
First season

