



# HOKIES®

## 2019 Virginia Tech Volleyball Match Notes

### #Next

Millett Hall | Oxford, Ohio  
Best Western Sycamore Inn Invitational

#### INFORMATION

##### Virginia Tech Hokies



'18 Record.....14-16, 5-13 ACC  
Starters R/L.....4+Libero/2  
Head Coach.....Jill Wilson  
Record (Years).....24-37 (3rd)

##### USC Upstate Spartans



'18' Record.....13-19, 8-8 Big South  
Starters R/L.....5/1+Libero  
Head Coach.....Ronda Shirley  
Record (Years).....0-0 (1st)

##### Miami (Ohio) RedHawks



'18 Record.....23-9, 13-3 MAC  
Starters R/L.....5+Libero/1  
Head Coach.....Carolyn Condit  
Record (Years).....633-465 (36th)

##### Northwestern Wildcats



'18 Record.....16-16, 6-14 B1G  
Starters R/L.....6+Libero/0  
Head Coach.....Shane Davis  
Record (Years).....40-56 (4th)

#### NUMBER TO KNOW

# 6

• Since Jill Wilson has taken over, the Hokies are a perfect 6-0 in season-opening tournaments since 2017, winning tournaments in Milwaukee ('17) and Charlotte ('18).

#### STARTERS

#	Name	K	Pct.	A	D	B
2	Anabel Zier (MB)	---	---	---	---	---
3	Cera Powell (OH)	---	---	---	---	---
6	Angel Robinson (MB)	46	.168	0	2	25
14	Ester Talamazzi (OH)	245	.118	24	282	32
19	Marisa Cerchio (RS)	211	.264	3	16	117
23	Talyn Jackson (S)	18	.349	171	31	16
4	Logan Mosley (L)	---	---	---	---	---

#### AT THE NET

- Virginia Tech's volleyball team will begin its third straight season on the road, all coming under third-year head coach Jill Wilson.
- Tech, which has struggled on the road in conference play, has done very well away from home in nonconference action, boasting a 15-8 (.652) the last two seasons.
- Of those 15 wins, it has earned the Hokies five nonconference tournament titles, including two tourneys in 2017 and three last year.
- Like last season, the story will be how fast the youthful Hokies can grow up, as they have nine underclassmen and eight upperclassmen.
- The youth movement will be on full display this weekend, with four of the six starters being either a freshman or sophomore.

#### WHO TO WATCH



- Setter Talyn Jackson, who backed up three-year starter Rhegan Mitchell last year, is primed for a starting role to lead the offense.
- In her lone start last year, she balled out by getting a double-double (45 A, 13 D).

- Middle blocker Anabel Zier showed flashes last Friday versus JMU in Tech's exhibition.
- The freshman turned in five kills and three blocks against the Dukes, and looks to be a force in the middle in her first collegiate start.



#### LAST TIME OUT

- Tech played James Madison in an exhibition last Friday in Blacksburg at Carilion Clinic Court at Cassell Coliseum, falling 3-1.
- In front of a packed house, there were 3,245 in attendance for the night tilt, middle blocker/right-side hitter Marisa Cerchio and outside hitter Cera Powell racked up double-digit kills, while setter Talyn Jackson had over 35 assists and nine digs./

### 2019 Schedule

#### AUGUST

23	vs. JAMES MADISON#	L, 3-1
30	(2) vs. USC UPSTATE	11 P.M.
30	(2) AT MIAMI (OHIO) (MIAMIREDHAWKS.COM)	7 P.M.
31	(2) vs. NORTHWESTERN	11 A.M.

#### SEPTEMBER

6	(3) vs. ELON	6 P.M.
7	(3) vs. DAVIDSON	1 P.M.
7	(3) AT LIBERTY (ESPN+)	7 P.M.
10	AT VCU	6 P.M.
13	(4) vs. UC IRVINE	NOON
13	(4) vs. LOYOLA CHICAGO	4:30 P.M.
14	(4) AT AIR FORCE	9 P.M.
20	CHATTANOOGA (ACC NETWORK EXTRA)	12:30 P.M.
20	ARKANSAS STATE (ACC NETWORK EXTRA)	7:30 P.M.
21	CHARLOTTE (ACC NETWORK EXTRA)	3:30 P.M.
27	AT VIRGINIA* (ACC NETWORK EXTRA)	6:30 P.M.
29	AT No. 12 PITT (ACC NETWORK)	4 P.M.

#### OCTOBER

4	AT NC STATE* (ACC NETWORK EXTRA)	7 P.M.
6	AT NORTH CAROLINA* (ACC NETWORK EXTRA)	1 P.M.
11	CLEMSON* (ACC NETWORK EXTRA)	6 P.M.
13	GEORGIA TECH* (ACC NETWORK EXTRA)	1 P.M.
18	NOTRE DAME* (ACC NETWORK EXTRA)	6 P.M.
20	LOUISVILLE* (ACC NETWORK EXTRA)	1 P.M.
25	AT DUKE* (ACC NETWORK EXTRA)	6:30 P.M.
27	AT WAKE FOREST* (ACC NETWORK EXTRA)	1 P.M.

#### NOVEMBER

2	[RV] FLORIDA STATE* (ACC NETWORK EXTRA)	6 P.M.
4	MIAMI (FLA.)* (ACC NETWORK EXTRA)	NOON
8	AT BOSTON COLLEGE* (ACC NETWORK EXTRA)	7:30 P.M.
10	AT SYRACUSE* (ACC NETWORK EXTRA)	1 P.M.
15	AT CLEMSON* (ACC NETWORK EXTRA)	7 P.M.
24	WAKE FOREST* (ACC NETWORK EXTRA)	NOON
27	VIRGINIA* (ACC NETWORK EXTRA)	6 P.M.
29	NORTH CAROLINA* (ACC NETWORK EXTRA)	3 P.M.

# EXHIBITION | \* ACC MATCH | AT THE TIME RANKING/CURRENT RANKING

- 1 - MIAMI BEST WESTERN SYCAMORE INN INVITATIONAL
- 2 - LIBERTY INVITATIONAL
- 3 - AMY SVOBODA MEMORIAL CLASSIC
- 4 - HOKIE INVITATIONAL

#### VIRGINIA TECH CONTACT

Lance Dozier  
Assistant Director, Strategic Communications  
Phone: (507) 993-1898  
Email: lance17@vt.edu

### Social



@HokiesVB



@HokiesVB



/HokieSports



@VT\_VBall



**AVCA Preseason Top 25 Final Poll**

Aug. 13 | *Opponents in italics*

Team (1st place)	Points	Record	Last
1 Stanford (62)	1598	34-1	1
2 Nebraska (1)	1451	29-7	2
3 Minnesota	1414	27-4	7
4 Texas	1385	23-5	5
5 Wisconsin	1329	25-7	8
6 Illinois	1258	32-4	3
7 Kentucky	1204	26-5	10
8 Penn State (1)	1182	26-8	6
9 BYU	1111	31-2	4
10 Florida	1028	26-7	11
11 Oregon	934	23-11	9
12 <i>Pitt</i>	827	30-2	14
13 Washington	797	20-13	18
14 USC	664	22-11	21
15 Michigan	645	24-10	12
16 Marquette	596	28-7	15
17 Purdue	571	24-9	17
18 Creighton	457	29-5	13
19 Tennessee	438	26-6	19
20 Baylor	407	20-9	24
21 San Diego	313	18-13	20
22 Washington State	289	23-10	16
23 Cal Poly	213	25-3	22
24 Arizona	157	22-11	T-25
25 <i>Louisville</i>	120	22-9	RV

**Receiving Votes:** Missouri 100; Utah 56; Colorado State 51; UCF 45; Pepperdine 36; *Florida State 33; Hawai'i 13; Northern Iowa 13; TCU 10; UCLA 7; Cincinnati 6; Rice 6; South Carolina 6; Texas State 6; Loyola Marymount 4; Colorado 3; Kansas 2*

**NCAA RPI**

Nov. 24 | *Opponents in italics*

#	Team	Conference	Record
1	Stanford	Pac-12	28-1
2	Illinois	B1G	28-3
3	Texas	Big 12	20-4
4	Minnesota	B1G	25-3
5	BYU	WCC	27-1
6	Wisconsin	B1G	22-6
7	<i>Pitt</i>	ACC	29-1
8	Kentucky	SEC	24-4
9	USC	Pac-12	21-10
10	UCF	American	27-3
11	Nebraska	B1G	24-6
12	Penn State	B1G	23-7
13	Creighton	BIG EAST	28-4
14	Washington State	Pac-12	21-9
15	Marquette	BIG EAST	26-6
16	UNI	MVC	24-9
17	Baylor	Big 12	19-8
18	Florida	SEC	24-6
19	Oregon	Pac-12	20-10
20	Purdue	B1G	23-8
21	Michigan	B1G	22-9
22	Texas State	Sun Belt	26-6
23	Cal Poly	Big West	25-2
24	Cincinnati	American	25-7
25	Washington	Pac-12	18-12
26	Tennessee	SEC	25-5
27	<i>Florida State</i>	ACC	19-9
28	Dayton	A-10	23-7
29	Illinois State	MVC	25-7
30	Rice	C-USA	24-6

**QUICK FACTS**

University Name .....Virginia Tech  
 Location .....Blacksburg, Va.  
 Founded .....1872  
 Enrollment .....34,440  
 President..... Dr. Timothy Sands  
 Director of Athletics..... Whit Babcock  
 Nickname .....Hokies  
 Mascot .....Hokie Bird  
 Colors..... Chicago Maroon and Burnt Orange  
 Conference.....Atlantic Coast

**2018 INFORMATION, 2019 PREVIEW**

Overall Record ..... 14-16  
 ACC Record .....5-13 (T11th)  
 Starters Returning/Lost..... 4 + Libero/2  
 Letterwinners Returning/Lost..... 12/3  
 Newcomers.....4  
 Home Court..... Cassell Coliseum  
 Capacity ..... 9,275

**2019 Key Information**

**RETURNING STARTERS (4 + Libero)**

Marisa Cerchio	MB/RS	Tallied 211 kills, 117 blocks
Carol Raffety	L/DS	Sixth in ACC for digs per set (3.93), team-high 421 digs
Kaity Smith	OH	Nine double-doubles, 24 matches with 10-plus kills
Ester Talamazzi	OH	Seven double-doubles, 245 kills, 34 aces
Kai Young	MB	Collected 72 kills, 56 blocks

**OTHERS RETURNING (8)**

Melody Caloyannides	OH	Sat out due to injury
Talyn Jackson	S	Had 127 assists, 31 digs, 16 blocks in 38 sets
Sarah Jane Lynch	S	Totaled 21 digs, six aces in 65 sets
Abby McKinzie	L/DS	Recorded 51 digs, five aces in 57 sets
Angel Robinson	MB	Posted 46 kills, 25 blocks in 46 sets
Kylie Thomas	L/DS	Tallied 127 digs, 18 aces in 88 sets
Jennifer Williams	OH	Redshirted
Tessa Wyner	OH	Registered nine kills, 14 digs in 23 sets

**NEWCOMERS (4)**

Logan Mosley	L/DS	2017 NCISAA Player of the Year, NCISAA first-team all-state
Cera Powell	OH	Big 8 Player of the Year, All-Metro team
Rachel Tam	L/DS	2017 Courier News N.J. Player of the Year, first-team all-state
Anabel Zier	MB	VHSA all-state, District and Region Player of the Year

**STARTERS LOST (2)**

Rhegan Mitchell	S	Racked up 1,122 assists (9.93 a/s), 243 digs, 66 kills
Jaila Tolbert	RS	Tallied a team-high 318 kills (.318 clip), 2nd team All-ACC

No.	Name	Pos.	Ht.	Cl.	Hometown	High School (Previous School)
1	Kaity Smith	OH	6'1"	So.	Florence, Ky.	Randall Cooper
2	Anabel Zier	MB/RS	6'2"	Fr.	Blacksburg, Va.	Blacksburg
3	Cera Powell	OH	6'0"	Fr.	Pittsboro, N.C.	Northwood
4	Logan Mosley	L/DS	5'6"	Fr.	Apex, N.C.	Cary Christian
5	Carol Raffety	L/DS	5'11"	Jr.	Novato, Calif.	Marin Catholic
6	Angel Robinson	MB	6'0"	Fr.	Norman, Okla.	Norman North
7	Tessa Wyner	OH	5'11"	Fr.	Charleston, W.Va.	George Washington
10	Kylie Thomas	L/DS	5'7"	So.	Sterling, Va.	Potomac Falls
11	Sarah Jane Lynch	S	6'2"	Fr.	Roswell, Ga.	Mount Pisgah Christian
14	Ester Talamazzi	OH	6'0"	So.	Campo Ligure, Genoa, Italy	Liceo Scientifico A. Antonelli
16	Jennifer Williams	OH	6'1"	Fr.	Staunton, Va.	Robert E. Lee
17	Rachel Tam	L/DS	5'4"	Fr.	Basking Ridge, N.J.	Ridge
19	Marisa Cerchio	MB/OH	6'3"	So.	Cincinnati, Ohio	Turpin
20	Abby McKinzie	L/DS	5'9"	Jr.	East Leroy, Mich.	St. Philip Catholic Central
21	Melody Caloyannides	OH	6'0"	Jr.	Reston, Va.	South Lakes
22	Kai Young	MB	5'11"	So.	Charlotte, N.C.	Charlotte Christian
23	Talyn Jackson	S	5'11"	Fr.	Gardnerville, Nev.	Douglas

**Head Coach:** Jill Wilson (LSU, 2001), Third Season

**Associate Head Coach:** John Wasielewski (Penn State, 1990), Third season

**Assistant Coach:** Thomas Amberg (UCLA, 2012), Third season

**Volunteer Assistant Coach:** Lauren Reichard (Georgia Southern, 2019), First season

**Director of Operations:** Leah Joseph (Georgia Southern, 2016), Third season

**Pronunciations**

Melody Caloyannides: cal-oh-yahn-EE-dis	Lauren Reichard: REE-kerd	Tessa Wyner: WHY-ner
Marisa Cerchio: SER-ko	Ester Talamazzi: Tal-uh-MAHT-zee	Anabel Zier: Zeer
Cera Powell: SEER-uh	John Wasielewski: Was-uh-LEW-ski	





### 2018 ACC Standings

#	Team	Overall	ACC	Pct.
1.	No. 10 Pitt	30-2	17-1	.938
2.	Florida State	19-10	15-3	.655
3.	[RV] Louisville	22-9	14-4	.710
	Syracuse	19-9	14-4	.679
5.	Duke	16-12	10-8	.571
	Notre Dame	16-12	10-8	.571
7.	NC State	15-13	9-9	.536
	Miami (Fla.)	13-12	9-9	.520
9.	Clemson	19-15	8-10	.559
10.	Georgia Tech	18-15	6-12	.545
11.	Boston College	15-15	5-13	.500
	<b>Virginia Tech</b>	<b>14-16</b>	<b>5-13</b>	<b>.467</b>
	Wake Forest	10-20	5-13	.333
14.	North Carolina	8-19	4-14	.296
	Virginia	8-20	4-14	.286

### 2019 Preseason ACC Coaches' Poll

#	Team (First-place votes)	Points
1.	No. 12 Pitt (13)	195
2.	[RV] Florida State (2)	174
3.	No. 25 Louisville	167
4.	Notre Dame	164
5.	North Carolina	120
6.	Syracuse	118
7.	Duke	113
8.	Clemson	105
9.	NC State	101
10.	Miami (Fla.)	90
11.	Georgia Tech	86
12.	Boston College	52
13.	<b>Virginia Tech</b>	<b>39</b>
14.	Virginia	33
15.	Wake Forest	18

### 2019 ACC Preseason All-Conference

Brooke Bailey, OH, R-Jr., Clemson  
 Kaylin Korte, OH, R-Jr., Clemson  
 Payton Schwantz, OH, Jr., Duke  
 Payton Caffrey, OH, Sr., Florida State  
 Taryn Knuth, MB, Jr., Florida State  
 Mikaila Dowd, OH, So., Georgia Tech  
 Melanie McHenry, OH, Sr., Louisville  
 Elizaveta Lukianova, OH, R-Jr., Miami  
 Melissa Evans, OPP, Jr., NC State  
 Sydney Bent, RS, So., Notre Dame  
 Charley Niego, OH, So., Notre Dame  
 Zoe Nunez, S, So., Notre Dame  
 Kayla Lund, OH, Jr., Pitt  
 Nika Markovic, RS, Sr., Pitt  
 Layne Van Buskirk, MB, Sr., Pitt  
 Stephanie Williams, OH, R-Sr., Pitt  
 Polina Shemanova, OH, So., Syracuse  
 Sarah Billiard, OH/RS, Jr., Virginia

**GREENSBORO, N.C.** – Pitt has been picked to win its third straight Atlantic Coast Conference volleyball title in a vote of the league's 15 head coaches.

The two-time reigning ACC Champion Panthers received 13 first-place votes and 195 points, as coaches were not allowed to vote for their own team.

Fifteen of the 18 honorees on the 2019 Preseason All-ACC Volleyball Team earned 2018 All-ACC nods, with eight earning first team designations and two earning annual awards.

### CLIMBING THE LADDER

- Senior libero Carol Raffety worked her way up the all-time career digs list at Tech in 2018.
- Heading into the season with 921 digs, Raffety became the 18th Hokie in the 1,000-dig club on Sept. 7 against IUPUI at the Bobcat Invitational.
- The California native passed 12 Hokies on the list so far, with now being No. 6 all-time with 1,342.

#	Name	Years	Digs
1.	Amanda Cloyd	2004-07	2,200
2.	Heather Berglund	1990-93	1,710
3.	Jill Gergen	2005-09	1,708
4.	Lisa Pikalek	1989-92	1,591
5.	Morgan O'Neill	2009-12	1,516
6.	<b>Carol Raffety</b>	<b>2016-present</b>	<b>1,342</b>
7.	Lindsey Owens	2013-16	1,309
8.	Annie Spicer	2001-04	1,244
9.	Meredith Braine	1995-98	1,241
10.	Justine Record	2008-11	1,238
11.	Terrie Zubert	1994-97	1,170
12.	Amanda McKinzie	2013-16	1,168
13.	Jenni McFadden	1991-94	1,150
14.	Melissa Markowski	2002-05	1,124
15.	Rachel Julian	1996-99	1,105
16.	Ana Lang	1999-02	1,078
17.	Kenedy McGrath	2012-15	1,045
18.	Amanda Yelsh	1991-94	1,012

### DEJA VU

- The Hokies started last season by playing USC Upstate in a nonconference tournament, playing the Spartans in Charlotte, North Carolina.
- Ironically, Tech opens this year with taking on the Spartans again, with this time being Ohio.

### ACC RANKS

- Tech finished ranked No. 5 in the ACC for service aces, tallying 141 to average 1.31 aces per set.
- Individually, Kaity Smith owned the No. 8 kills per set mark (3.51) and the No. 8 points per set average (3.88) in the league.
- Ester Talamazzi finished No. 5 in aces per set (0.32) and Carol Raffety owned the sixth-best digs per set mark (3.93).
- Marisa Cerchio was No. 10 for blocks per set (1.08).

### CURRY SAYS A FEW WORDS

- Tech volleyball alum Sonya Curry, formerly Adams and wife of Tech men's basketball standout Dell Curry, was in Charlotte opening weekend in 2018 and gave the Hokies a pep talk before their match against the 49ers inside Halton Arena.
- The talk, which was giving them encouragement on and off the court, seemed to work as Tech went on to stay perfect on the weekend with a 3-2 win over Charlotte.



### THE START

- After two weekends of play in nonconference action, the Hokies found themselves with a perfect 6-0 record and two tournament titles to their name – Charlotte and Hokie Invationals.
- Following two wins on Friday, Sept. 7, Tech's record was 8-0, marking the best start since 2009. The Hokies would go on and win the Bobcat Invitational, their third noncon tourney title of the season, bringing the total to five since Wilson has taken over.

### ACC PLAY

- Tech got its first win of league play against in-state rival Virginia in the Commonwealth Clash presented by Virginia529 inside Cassell Coliseum, sweeping the Cavaliers for the first time in two years.
- The next match would be a historic one, as the Hokies swept North Carolina on Sept. 28 at home, marking the first time since 2006 it won 3-0 over the Tar Heels.
- Hitting the road for the first time in conference play, Tech earned another sweep, this time versus Georgia Tech in Atlanta. It was Wilson's first sweep over an ACC team on the road.

### THE PROGRESSION

- Last season, Kaity Smith played in 27 matches her freshman year. The outside hitter played in all 30 matches in 2018 and improved in every statistic for no sophomore slump.
- The improvement landed Smith with a team-best kills per set.

2017	Kills p/s	Hitting %	Digs p/s
95 sets	3.25	.182	2.00
2018	Kills p/s	Hitting %	Digs p/s
107 sets	3.51	.198	2.41

### DOUBLING DOWN

- Outside hitter Kaity Smith had nine double-double on the season, with the most recent coming versus Boston College on Nov. 16, registering 21 kills and 12 digs. (More on page 9)
- In 2017, Smith turned in five double-doubles meaning she has already topped that mark and owns 14 in her career.
- Fellow outside hitter Ester Talamazzi had seven double-doubles in 2018, with two of those being ironically on the same day - Sept. 7 against IUPUI and Ohio. She had two in a weekend against Wake Forest and Duke, and also had one versus Boston College on Nov. 16.

### RPI INFO

- The NCAA released the Ratings Percentage Index on Nov. 24, its final release of the season.
- Tech finished at No. 160, the 11th-best in the ACC, ahead of No. 167 North Carolina, No. 184 Boston College, No. 198 Wake Forest and No. 233 Virginia.
- The ACC had five teams in the top 50, with Pitt (7), Florida State (27), Syracuse (36), Louisville (37) and Duke (44).
- Among the Power Five, the ACC finished tied with the SEC for the third-most teams (5) in the top 50. The Pac-12 (9), Big Ten (7) and Big 12 (3) round out the rest.
- The Hokies finished with the No. 183 RPI in 2017, which was the 12th-best in the ACC topping Virginia (197), Boston College (227) and Clemson (258).

**LAST TIME THE TEAM...**

Won a match .....	Boston College, 3-0, 11/4/18
Lost a match .....	Clemson, 3-2, 11/21/18
Won at home .....	Boston College, 3-0, 11/4/18
Lost at home .....	Clemson, 3-2, 11/21/18
Won on the road .....	at Georgia Tech, 3-0, 10/5/18
Lost on the road .....	at Florida State, 3-0, 10/28/18
Won in three sets .....	Boston College, 3-0, 11/4/18
Lost in three sets .....	at Syracuse, 3-0, 11/18/18
Won in four sets .....	at Ohio, 3-1, 9/7/18
Lost in four sets .....	Syracuse, 3-1, 11/2/18
Won in five sets .....	Wake Forest, 3-2, 10/19/18
Lost in five sets .....	Clemson, 3-2, 11/21/18
Beat an ACC team .....	Boston College, 3-0, 11/4/18
Lost to an ACC team .....	Clemson, 3-2, 11/21/18
Beat an ACC team at home .....	Boston College, 3-0, 11/4/18
Lost to an ACC team at home .....	Clemson, 3-2, 11/21/18
Beat an ACC team on the road .....	at Georgia Tech, 3-0, 10/5/18
Lost to an ACC team on the road .....	at Syracuse, 3-0, 11/18/18
Beat a nonconference team .....	VCU, 3-0, 9/11/18
Lost to a nonconference team .....	at UTSA, 3-1, 9/16/18
Beat nonconference team at home .....	VCU, 3-0, 9/11/18
Lost to nonconference team at home .....	ETSU, 3-0, 9/16/17
Beat nonconference team on road .....	at Ohio, 3-1, 9/7/18
Lost to nonconference team on road .....	at UTSA, 3-1, 9/16/18
Beat a ranked team .....	at No. 19 Michigan State, 3-1, 9/4/15
Lost to a ranked team .....	at No. 22 Louisville, 3-1, 10/2/18
Beat an unranked team .....	Boston College, 3-0, 11/4/18
Lost to an unranked team .....	Clemson, 3-2, 11/21/18

Started a season 9-0 .....	2009
Was 10 matches over .500 in a season .....	2013 (11 matches over .500 at 12-1)
Had 70 or more kills in a match .....	Idaho State, 75, 8/25/17
Had 200 or more attacks in a match .....	Chattanooga, 204, 9/19/15
Hit .300 or better in a match .....	Boston College, .302, 11/4/18
Hit .400 or better in a match .....	vs. South Dakota State, .402, 8/25/17
Had 65 or more assists in a match .....	at Charlotte, 67, 08/25/18
Had 10 or more aces in a match .....	at Georgia Tech, 10, 10/5/18
Had 75 or more digs in a match .....	at Boston College, 82, 11/16/18
Had 85 or more digs in a match .....	Appalachian State, 85, 08/26/16
Had 10.0 or more blocks in a match .....	Clemson, 3-2, 11/21/18
Had 20.0 or more blocks in a match .....	Virginia, 20, 11/28/15



Tech enjoyed its first sweep over North Carolina since 2006 last year.

**LAST TIME AN INDIVIDUAL...**

Had 20 or more kills in a match .....	at Boston College, 22, Jaila Tolbert, 11/16/18
Had 30 or more kills in a match .....	vs. Idaho State, 30, Kaity Smith, 8/25/17
Had 50 or more attacks in a match .....	at Boston College, 52, Kaity Smith, 11/16/18
Hit over .500 in a match .....	at Syracuse, .615, Angel Robinson, 11/18/18
Hit over .600 in a match .....	at Syracuse, .615, Angel Robinson, 11/18/18
Hit over .800 in a match .....	William & Mary, .812, Marisa Cerchio, 8/31/18
Had 45 or more assists in a match .....	Clemson, 55, Rhegan Mitchell, 11/21/18
Had 55 or more assists in a match .....	Clemson, 55, Rhegan Mitchell, 11/21/18
Had 70 or more assists in a match .....	Liberty, 86, Kelli O'Dell, 10/17/00
Had 4 or more aces in a match .....	Robert Morris, 4, Abby McKinzie, 9/1/18
Had 8 or more aces in a match .....	William & Mary, 8, Ester Talamazzi, 8/31/18
Had 25 or more digs in a match .....	Clemson, 27, Carol Raffety, 11/21/18
Had 30 or more digs in a match .....	Georgia Tech, 30, Morgan O'Neil, 11/3/12
Had 10 or more blocks in a match .....	Clemson, 11, Marisa Cerchio, 11/21/18
Had 15 or more blocks in a match .....	West Virginia, 17, Cheryl Stinson, 10/5/01
Opponent had less than 30 kills in a match .....	North Carolina, 27, 9/28/18
Two players had 20 or more kills each in a match .....	Jaila Tolbert (22) & Kaity Smith (21) at Boston College, 11/16/18

**What's a Hokie?**



The answer leads all the way back to 1896 when Virginia Agricultural and Mechanical College changed its name to Virginia Polytechnic Institute. With the change came the necessity for writing a new cheer and a contest for such a purpose was held by the student body.

Senior O.M. Stull won first prize for his "Hokie" yell which is still used today. Later, when asked if "Hokie" had any special meaning, Stull explained the word was solely the product of his imagination and was used only as an attention-getter for his yell. It soon became a nickname for all Tech teams and for those people loyal to Tech athletics.

The official university school colors - Chicago Maroon and Burnt Orange - also were introduced in 1896. The colors were chosen by a committee because they made a 'unique combination' not worn elsewhere at the time. The official definition of "hokie" is "a loyal Virginia Tech Fan".

**RETURNING NUMBERS**

- To open the 2019 season, Virginia Tech returns majority of its points scorers, digs and kills personnel, but will have to make up for its assists and blocks categories, with setter Rhegan Mitchell and right-side hitter Jaila Tolbert gone.

Returning Kills	Assists	Digs	Blocks	Points	
2019	71.6%	26.1%	84.7%	42.9%	73.2%


**'17 CLASS OF ACC COACHES**

- The Atlantic Coast Conference entered 2017 with four new head coaches from its 15 member institutions, including Clemson's Michaela Franklin, Louisville's Dani Busboom Kelly, Virginia's Aaron Smith and Virginia Tech's Jill Wilson.
- Of the four in their second seasons, the Cardinals' Busboom Kelly owns the best winning percentage (.746), followed by the Tigers' Franklin (.394), the Hokies' Wilson (.393) and the Cavaliers' Smith (.254).
- Previously, Busboom Kelly was an assistant coach at Nebraska, Franklin was the associate head coach at Iowa, Wilson was the associate head coach at LSU and Smith was the associate head coach at Virginia, then was promoted by the Cavaliers' athletics director at the time, Craig Littlepage.

Name	Team	Overall	ACC	Home	Away	Neutral
Dani Busboom Kelly	Louisville	47-16	31-6	25-4	16-9	6-3
Michaela Franklin	Clemson	26-40	8-27	15-16	5-22	5-4
Jill Wilson	Virginia Tech	24-37	9-29	11-14	6-19	7-4
Aaron Smith	Virginia	15-44	7-31	9-19	5-20	1-5

**YEAR 3**

- In 2017, Virginia Tech Athletics implemented a new design on the playing surface at Cassell Coliseum. The basketball and volleyball court displays three iconic campus spots - Torgerson Bridge, Burruss Hall and War Memorial Chapel.
- In addition to the court redesign, Tech redid the floors at the men's basketball practice facility and volleyball practice gym, at a cost of about \$35,000.



**'18 RECORD WHEN...**

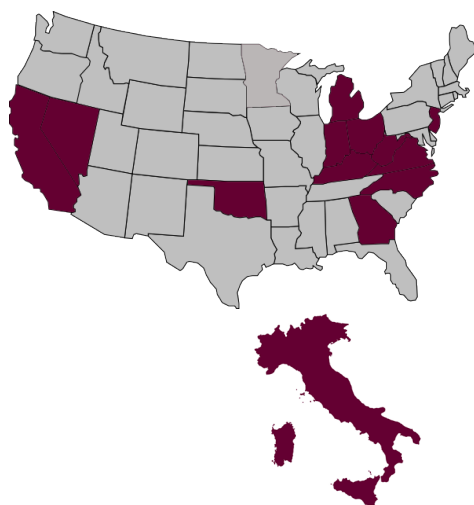
Overall:	14-16
Home:	8-5
Away:	3-9
Neutral:	3-2
Three-set match:	9-9
Four-set match:	3-3
Five-set match:	2-4
Win first set:	11-3
Lose first set:	3-13
Win first two sets:	10-1
Split first two sets:	3-4
Lose first two sets:	1-11
Against top-25 teams:	0-3
Against unranked teams:	14-13
ACC:	5-13
Home:	4-5
Away:	1-8
Three-set match:	4-7
Four-set match:	0-2
Five-set match:	1-4
Win first set:	5-3
Lose first set:	0-10
Win first two sets:	4-1
Split first two sets:	1-3
Lose first two sets:	0-9
Against top-25 teams:	0-2
Higher hitting % than opponent:	13-1
Lower hitting % than opponent:	1-12
Hit over .400:	0-0
Hit over .300:	5-0
Hit over .200:	5-4
Hit under .200:	2-11
Opponent hits under .200:	12-1
More kills than opponent:	15-1
Fewer kills than opponent:	0-12
Same kills as opponent:	0-2
More service aces than opponent:	12-3
Fewer service aces than opponent:	2-13
Same service aces as opponent:	0-0
More digs than opponent:	10-6
Fewer digs than opponent:	3-10
Same digs as opponent:	1-0
More blocks than opponent:	12-1
Fewer blocks than opponent:	1-13
Same blocks as opponent:	1-2
On Tuesday:	1-0
On Wednesday:	0-1
On Friday:	8-6
On Saturday:	3-2
On Sunday:	2-7
In August:	5-0
In September:	6-5
In October:	2-6
In November:	1-5
Current set winning streak:	-
Current set losing streak:	1
Longest set winning streak:	9
Longest set losing streak:	9
Current match winning streak:	-
Current match losing streak:	3
Current ACC match winning streak:	-
Current ACC match losing streak:	4
Longest match winning streak:	6
Longest match losing streak:	4
Current home winning streak:	-
Current home losing streak:	1
Current home ACC winning streak:	-
Current home ACC losing streak:	1



**Hokies celebrate after a point was earned during the Virginia match, a 3-0 win, on Sept. 23.**

**WHERE THEY AT**

- Tech has 17 players on the squad who represent 12 states and one international country (Italy).
- Virginia is where the most players are from on the team, making up 18.8 percent.



**STATES/COUNTRY**

- Virginia (4)
  - #2 Anabel Zier
  - #10 Kylie Thomas
  - #16 Jennifer Williams
  - #21 Melody Caloyannides
- North Carolina (3)
  - #3 Cera Powell
  - #4 Logan Mosley
  - #22 Kai Young
- Calif., Ga., Ind., Ky., Mich., Minn., N.J., Nev., Ohio, Okla., W.Va. (9)
  - #1 Kaity Smith (Ky.)
  - #5 Carol Raffety (Calif.)
  - #6 Angel Robinson (Okla.)
  - #7 Tessa Wyner (W.Va.)
  - #11 Sarah Jane Lynch (Ga.)
  - #17 Rachel Tam (N.J.)
  - #19 Marisa Cerchio (Ohio)
  - #20 Abby McKinzie (Mich.)
  - #23 Talyn Jackson (Nev.)
- Italy (1)
  - #14 Ester Talamazzi

**#Next**



The theme for this season is #Next, meaning that the team will be having the mindset of what is next and always thinking about that on and off the court.

No matter what happens, the thought process is to move on to the next play, challenge, day and project.

Players also have a compass that they either have on their wrists or backpacks, reminding them of the four pillars they need to keep constant, including next (north), every (east), simple (south) and willing (west).

Players, fans and coaches will be using the hashtag #Next on social media this season for the theme.



### BLOCK PARTY

- Marisa Cerchio averaged 0.33 blocks per set her first year in the maroon and orange, playing a reserve role at middle blocker.
- With three matches in a starter role opening weekend, Cerchio tallied at least four blocks per match at the Charlotte Invitational.
- The Ohio native's 1.73 blocks per set was the top mark in the ACC after opening weekend. Cerchio finished with a 1.08 clip, the 10th-best mark in the conference in 2018.

### BLOCK PARTY II

- Tech recorded 34 blocks opening weekend in 2018 and won the block battle in all three matches against its opponents in Charlotte. Out of Tech's 31 matches in 2017, it only won the block battle nine times.
- Of the nine matches, it went 5-4 in those contests. In 2018, Tech went 12-1.

### THE FIRST ONE IS THE SWEETEST

- Tech's coach Jill Wilson downed rival Virginia 3-1 on Sept. 27, 2017, earning Wilson's first-ever ACC win and the Hokies' first league win of '17.
- A few days later, Virginia Tech AD Whit Babcock gave Coach Wilson an embroidered volleyball, signifying the first conference win for her, which was a little sweeter over a rival.
- The two teams compete every year in the Commonwealth Clash and the win gave Tech half a point. Later in November, it won again, getting the full point, helping Tech win 12.5-8.5.

### RACKING IT UP

- With trips to the states of Ohio and Colorado for nonconference tournaments, the Hokies will rack up over 3,704 miles of travel in those two weekends alone.
- Tech's other trip in nonconference action is to Lynchburg, Virginia, an hour 45-minute drive.

### THE SCHEDULE

- Tech's opponents in 2019: 19 registered winning seasons, 11 finished in the top 80 of the RPI and three collected 20 or more wins last fall.
- The ACC sent five teams to the NCAA Tournament in 2018, including No. 14 Pitt, [RV] Louisville, Duke, Florida State and Syracuse. The Hokies will face all five of those teams this year.

### TECH OPENERS

- Coach Jill Wilson became just the second coach in Tech history to begin her first two opening weekends with a perfect 6-0 record last year.
- Chris Riley went 6-0 in 2006 and '07, while the previous next best was Greg Smith (4-2) in 2000 and '01.

### CAREER HIGHS FIRST WEEKEND

- Sophomore Kai Young, a native of Charlotte, North Carolina, put on for her city in the final match against her hometown 49ers last year.
- The middle blocker rewrote her career high for kills (13) and blocks (8). Her previous bests were seven in each department and that came in the same match against Boston College on Oct. 29, 2017.
- Middle blocker Marisa Cerchio had herself a day against the 49ers, too, tallying a line of 15 kills and 10 blocks to mark her first-ever double-double and both were career highs at the time.
- Cerchio would later go on to set a new career high in blocks against Clemson in the final match of the season on Nov. 21 with 11, which was tied for the seventh-most in school history.

### SMITH LIVED UP TO THE HYPE

- Kaity Smith was included on PrepVolleyball.com's list of Top Impact Freshmen during the preseason in 2017.
- Smith was named to the PrepVolleyball.com top-five impact freshman from Week 1, after her incredible weekend in Milwaukee, and finished on the All-Freshmen Honorable Mention Team.

## MATCH-BY-MATCH STARTERS

Opponent	Date	MB	MB	OH	OH	RS	S	L
USC Upstate (W, 3-0)	Aug. 24	Marisa Cerchio	Kai Young	Ester Talamazzi	Kaity Smith	Jaila Tolbert	Rhegan Mitchell	Carol Raffety
Presbyterian (W, 3-0)	Aug. 25	Marisa Cerchio	Kai Young	Ester Talamazzi	Kaity Smith	Jaila Tolbert	Rhegan Mitchell	Carol Raffety
Charlotte (W, 3-2)	Aug. 25	Marisa Cerchio	Kai Young	Ester Talamazzi	Kaity Smith	Jaila Tolbert	Rhegan Mitchell	Carol Raffety
William & Mary (W, 3-0)	Aug. 31	Marisa Cerchio	Kai Young	Ester Talamazzi	Kaity Smith	Jaila Tolbert	Rhegan Mitchell	Carol Raffety
Campbell (W, 3-0)	Aug. 31	Marisa Cerchio	Kai Young	Ester Talamazzi	Kaity Smith	Jaila Tolbert	Rhegan Mitchell	Carol Raffety
Robert Morris (W, 3-1)	Sept. 1	Marisa Cerchio	Kai Young	Ester Talamazzi	Kaity Smith	Jaila Tolbert	Talyn Jackson	Carol Raffety
IUPUI (W, 3-1)	Sept. 7	Marisa Cerchio	Kai Young	Ester Talamazzi	Kaity Smith	Jaila Tolbert	Rhegan Mitchell	Carol Raffety
Ohio (W, 3-1)	Sept. 7	Marisa Cerchio	Kai Young	Ester Talamazzi	Kaity Smith	Jaila Tolbert	Rhegan Mitchell	Carol Raffety
Samford (L, 3-0)	Sept. 8	Marisa Cerchio	Kai Young	Ester Talamazzi	Kaity Smith	Jaila Tolbert	Rhegan Mitchell	Carol Raffety
No. 18 Baylor (L, 3-0)	Sept. 15	Marisa Cerchio	Kai Young	Ester Talamazzi	Kaity Smith	Jaila Tolbert	Rhegan Mitchell	Carol Raffety
UTSA (L, 3-1)	Sept. 16	Marisa Cerchio	Kai Young	Ester Talamazzi	Kaity Smith	Jaila Tolbert	Rhegan Mitchell	Carol Raffety
No. 9 Pitt (L, 3-0)	Sept. 21	Marisa Cerchio	Kai Young	Ester Talamazzi	Kaity Smith	Jaila Tolbert	Rhegan Mitchell	Carol Raffety
Virginia (W, 3-0)	Sept. 23	Marisa Cerchio	Kai Young	Ester Talamazzi	Kaity Smith	Jaila Tolbert	Rhegan Mitchell	Carol Raffety
North Carolina (W, 3-0)	Sept. 28	Marisa Cerchio	Kai Young	Ester Talamazzi	Kaity Smith	Kyle Thomas	Rhegan Mitchell	Carol Raffety
NC State (L, 3-1)	Sept. 30	Marisa Cerchio	Kai Young	Ester Talamazzi	Kaity Smith	Jaila Tolbert	Rhegan Mitchell	Carol Raffety
Georgia Tech (W, 3-0)	Oct. 5	Marisa Cerchio	Kai Young	Ester Talamazzi	Kaity Smith	Jaila Tolbert	Rhegan Mitchell	Carol Raffety
Clemson (L, 3-0)	Oct. 7	Marisa Cerchio	Kai Young	Ester Talamazzi	Kaity Smith	Jaila Tolbert	Rhegan Mitchell	Carol Raffety
No. 22 Louisville (L, 3-0)	Oct. 12	Marisa Cerchio	Kai Young	Ester Talamazzi	Kaity Smith	Jaila Tolbert	Rhegan Mitchell	Carol Raffety
Notre Dame (L, 3-0)	Oct. 14	Marisa Cerchio	Kai Young	Ester Talamazzi	Kaity Smith	Jaila Tolbert	Rhegan Mitchell	Carol Raffety
Wake Forest (W, 3-2)	Oct. 19	Marisa Cerchio	Angel Robinson	Ester Talamazzi	Kaity Smith	Jaila Tolbert	Rhegan Mitchell	Carol Raffety
Duke (L, 3-2)	Oct. 21	Marisa Cerchio	Angel Robinson	Ester Talamazzi	Kaity Smith	Jaila Tolbert	Rhegan Mitchell	Carol Raffety
Miami (Fla.) (L, 3-0)	Oct. 26	Marisa Cerchio	Angel Robinson	Ester Talamazzi	Kaity Smith	Jaila Tolbert	Rhegan Mitchell	Carol Raffety
Florida State (L, 3-0)	Oct. 28	Marisa Cerchio	Angel Robinson	Ester Talamazzi	Kaity Smith	Jaila Tolbert	Rhegan Mitchell	Carol Raffety
Syracuse (L, 3-1)	Nov. 2	Marisa Cerchio	Angel Robinson	Ester Talamazzi	Kaity Smith	Jaila Tolbert	Rhegan Mitchell	Carol Raffety
Boston College (W, 3-0)	Nov. 4	Marisa Cerchio	Kai Young	Ester Talamazzi	Kaity Smith	Jaila Tolbert	Rhegan Mitchell	Carol Raffety
Virginia (L, 3-2)	Nov. 9	Marisa Cerchio	Kai Young	Ester Talamazzi	Kaity Smith	Jaila Tolbert	Rhegan Mitchell	Carol Raffety
Boston College (L, 3-2)	Nov. 16	Marisa Cerchio	Kai Young	Tessa Wyner	Kaity Smith	Jaila Tolbert	Rhegan Mitchell	Carol Raffety
Syracuse (L, 3-0)	Nov. 18	Peyton Yelich	Angel Robinson	Marisa Cerchio	Kaity Smith	Jaila Tolbert	Rhegan Mitchell	Carol Raffety
Clemson (L, 3-2)	Nov. 21	Marisa Cerchio	Angel Robinson	Ester Talamazzi	Kaity Smith	Jaila Tolbert	Rhegan Mitchell	Carol Raffety



### A DEBUT FOR THE AGES

- Kaity Smith placed her self in the record books on Aug. 25, 2017, when she led the Hokies to a 3-2 victory over Idaho State.
- Smith's 30 kills against the Bengals did the following in Tech's storied history:
  - Most ever in a debut.
  - Second freshman in school history to have over 30 kills in a match in their first season. Virginia Tech Sports Hall of Famer Lisa Pikalek racked up 38 against Southern Miss on Nov. 7, 1992.
  - Tied for the seventh-most kills in Hokie history.

### SENIOR PROJECT

- Starting in 2017 under coach Jill Wilson, she implemented the seniors to do a project throughout the fall. The 2017 group embarked on collecting toys from fans at home matches and then later gave the toys to kids at the Carilion Clinic holiday party in Roanoke, Virginia.
- Last year's seniors, made up of Rhegan Mitchell and Jaila Tolbert, who were the team's two captains as well, collected different items at Tech's home matches and gave the items at the end of the season to the Women's Resource Center of the New River Valley.
- Tolbert did an internship with the organization previously and thought it would be great to partner with them for their senior project.

### SMITH'S ROOKIE CAMPAIGN

- Kaity Smith had quite the rookie campaign as the outside hitter sits fifth all-time in Tech history for kills per set by a freshman, passing Lindsey Owens kills per set mark of 2.85 set in 2013.

#	Name	Year	K/S
1.	Lisa Pikalek	1989	3.78
2.	Taylor Parrish	2006	3.73
3.	Sarah Muñoz	2005	3.46
4.	Annie Spicer	2001	3.30
5.	Kaity Smith	2017	3.25

### MILESTONES

- Tech's freshman kills section in the record book got a dent thanks to Smith and Talamazzi.
- The OHs passed Rachel Julian (251 kills), Katie Esbrook (263) and Cara Baarendse (280).

#	Name	Year	Kills
1.	Lisa Pikalek	1989	499
2.	Taylor Parrish	2006	444
3.	Jennifer Schmidt	1992	368
4.	Sarah Muñoz	2005	356
5.	Lindsey Owens	2013	311
6.	Kaity Smith	2017	309
7.	Felicia Willoughby	2007	303
8.	Annie Spicer	2001	290
	Ester Talamazzi	2017	290
10.	Cara Baarendse	2009	280

- Libero Carol Raffety finished her sophomore campaign 79 digs away from 1,000 in her career, which she on Sept. 7 against IUPUI.
- Setter Rhegan Mitchell tallied over 1,000 assists on the year in Tech's clash with FSU on Nov. 17. It marked the first time in her career that she hit the four-digit plateau. It also marks the first time since 2013 that a Hokie racked up over 1,000 assists in a season (Jordan Fish).

### AVCA ACADEMIC HONOR

- The AVCA announced that Tech earned the Team Academic Honors for the 2018-19 season.
- The award is given to teams that hold an average 3.30 cumulative team GPA.
- The Hokies finished the academic year with a cumulative team grade point average of 3.48.
- Tech was one of seven ACC schools to make the list, joining Boston College, Florida State, Louisville, Miami (Fla.), Pitt and Syracuse.

## TEAM MATCH-BY-MATCH

Date	Opponent	sp	attack				set			serve			recept			blocking			bhe	points	score			
			k	e	ta	pct	a	ta	pct	sa	se	ta	pct	re	ta	pct	dig	bs				ba	be	total
Aug 24, 2018	vs USC Upstate	3	44	10	86	.395	41	87	.471	3	5	.74	.932	4	45	.911	40	0	18	2	9.0	2	56.0	3-0
Aug 25, 2018	vs Presbyterian	3	43	20	112	.205	39	112	.348	7	3	.74	.959	1	51	.980	49	1	12	1	7.0	2	57.0	3-0
Aug 25, 2018	at Charlotte	5	69	35	178	.191	67	181	.370	4	6	104	.942	7	90	.922	81	1	34	4	18.0	0	91.0	3-2
Aug 31, 2018	WILLIAM & MARY	3	35	9	68	.382	28	64	.438	13	6	74	.919	2	37	.946	23	0	12	0	6.0	2	54.0	3-0
Aug 31, 2018	CAMPBELL	3	37	10	85	.318	35	83	.422	11	8	74	.892	2	46	.957	37	0	10	0	5.0	1	53.0	3-0
Sep 01, 2018	ROBERT MORRIS	4	59	25	150	.227	52	142	.366	13	9	96	.906	3	70	.957	69	0	12	0	6.0	1	78.0	3-1
Sep 07, 2018	vs IUPUI	4	56	17	137	.285	53	134	.396	7	7	95	.926	3	65	.954	58	5	18	0	14.0	0	77.0	3-1
Sep 07, 2018	at Ohio	4	58	16	127	.331	52	128	.406	5	12	98	.878	4	74	.946	56	0	16	0	8.0	0	71.0	3-1
Sep 08, 2018	vs Samford	3	26	14	86	.140	25	91	.275	0	6	56	.893	4	61	.934	34	1	6	1	4.0	0	30.0	0-3
Sep 11, 2018	VCU	3	43	12	103	.301	41	104	.394	4	4	74	.946	2	53	.962	39	1	14	0	8.0	0	55.0	3-0
Sep 15, 2018	vs Baylor	3	39	17	107	.206	38	108	.352	3	7	62	.887	6	72	.917	40	0	2	3	1.0	1	43.0	0-3
Sep 16, 2018	at UTSA	4	57	20	141	.262	54	145	.372	2	6	84	.929	4	84	.952	59	1	10	5	6.0	2	65.0	1-3
Sep 21, 2018	PITT	3	31	22	98	.092	27	96	.281	1	7	56	.875	6	69	.913	30	1	10	0	6.0	1	38.0	0-3
Sep 23, 2018	VIRGINIA	3	47	19	103	.272	43	102	.422	3	8	74	.892	0	56	1.000	42	1	14	1	8.0	1	58.0	3-0
Sep 28, 2018	NORTH CAROLINA	3	42	19	110	.209	40	107	.374	3	8	74	.892	2	49	.959	47	0	12	0	6.0	0	51.0	3-0
Sep 30, 2018	NC STATE	4	46	30	141	.113	43	139	.309	5	4	92	.957	2	84	.976	56	1	10	3	6.0	2	57.0	1-3
Oct 05, 2018	at Georgia Tech	3	42	11	103	.301	38	102	.373	10	7	73	.904	4	56	.929	48	0	18	3	9.0	1	61.0	3-0
Oct 07, 2018	at Clemson	3	34	20	93	.151	32	92	.348	1	6	55	.891	4	67	.940	23	1	8	3	5.0	3	40.0	0-3
Oct 12, 2018	at Louisville	3	24	14	89	.112	21	89	.236	0	4	57	.930	7	61	.885	32	0	12	2	6.0	0	30.0	0-3
Oct 14, 2018	at Notre Dame	3	31	19	95	.126	31	90	.344	3	3	50	.940	7	69	.899	38	1	6	3	4.0	0	38.0	0-3
Oct 19, 2018	WAKE FOREST	5	55	35	173	.116	51	169	.302	8	12	111	.892	7	92	.924	71	1	18	5	10.0	1	73.0	3-2
Oct 21, 2018	DUKE	5	59	26	161	.205	52	155	.335	8	7	110	.936	2	91	.978	74	3	12	3	9.0	0	76.0	2-3
Oct 26, 2018	at Miami	3	30	14	97	.165	30	101	.297	1	5	45	.889	8	68	.882	35	0	2	0	1.0	0	32.0	0-3
Oct 28, 2018	at Florida State	3	38	27	113	.097	37	111	.333	4	4	62	.935	2	66	.970	40	1	4	0	3.0	0	45.0	0-3
Nov 02, 2018	SYRACUSE	4	49	39	143	.070	46	143	.322	2	3	72	.958	9	89	.899	52	1	0	0	1.0	1	52.0	1-3
Nov 04, 2018	BOSTON COLLEGE	3	43	11	106	.302	43	107	.402	4	6	73	.918	3	59	.949	40	3	14	2	10.0	0	57.0	3-0
Nov 09, 2018	at Virginia	5	62	32	173	.173	60	174	.345	4	8	104	.923	8	99	.919	66	2	14	3	9.0	1	75.0	2-3
Nov 16, 2018	at Boston College	5	67	34	184	.179	65	191	.340	4	6	102	.941	5	108	.954	81	2	18	2	11.0	2	82.0	2-3
Nov 18, 2018	at Syracuse	3	38	24	113	.124	35	112	.312	2	4	55	.927	7	71	.901	37	0	8	0	4.0	0	44.0	0-3
Nov 21, 2018	CLEMSON	5	64	29	151	.232	59	152	.388	6	10	105	.905	9	102	.912	57	1	22	4	12.0	1	82.0	2-3
Virginia Tech		108	1368	630	3626	.204	1278	3611	.354	141	191	2335	.918	134	2104	.936	1454	29	366	50	212.0	25	1721.0	
		108	1313	536	3513	.221	1239	3560	.348	134	210	2315	.909	142	2143	.934	1396	28	442	39	249.0	39	1696.0	

Sets played: 108  
Kills per set: 12.67  
Assists per set: 11.83

Service aces per set: 1.31  
Digs per set: 13.46  
Blocks per set: 1.96

Points per set: 15.94  
Ball handling errors per set: 0.23  
Reception errors per set: 1.24



**PROGRAM HISTORY**

First Year	1977
All-Time Record	740-659-3
Conference Champions	(1) 1972, Metro
Tournament Championships	None
NCAA Tournaments	(1) 2010
NIVC Tournaments (0) Steve Lowe Award	1982
Postseason Record	1-1
Best record	(1992) 26-11
Best in NCAAs	(2010) 1-1
Players signed pro	12 since 2006

**CASELL COLISEUM**

Capacity	9,275
Opened	1962
Renovation	2017
Tech Record	376-172 (.686)
Attendance High in 2017	2,361
Winning Seasons	20

**MILESTONES ACCOMPLISHED**

75 Aces	Carol Raffety, 77
250 Blocks	Jaila Tolbert, 286
750 Points	Kaity Smith, 752
1,000 Kills	Jaila Tolbert, 1,030
1,000 Digs	Carol Raffety, 1,342
3,500 Assists	Rhegan Mitchell, 3,548



**Libero Carol Raffety smiles for the camera after collecting her 1,000th career dig vs. IUPUI on Sept. 7.**

**OPPONENT MATCH-BY-MATCH**

Date	Opponent	sp	attack				set			serve			recept			dig	blocking			bhe	points	score		
			k	e	ta	pct	a	ta	pct	sa	se	ta	pct	re	ta		pct	bs	ba				be	total
Aug 24, 2018	vs USC Upstate	3	26	25	99	.010	24	97	.247	4	3	48	.938	3	69	.957	28	0	4	3	2.0	0	32.0	3-0
Aug 25, 2018	vs Presbyterian	3	28	19	101	.089	26	107	.243	1	3	55	.945	7	71	.901	42	1	10	0	6.0	2	35.0	3-0
Aug 25, 2018	at Charlotte	5	49	22	164	.165	47	172	.273	7	8	98	.918	4	98	.959	63	5	22	7	16.0	0	72.0	3-2
Aug 31, 2018	WILLIAM & MARY	3	20	21	73	-.014	18	78	.231	2	4	41	.902	13	68	.809	21	2	0	2	2.0	0	24.0	3-0
Aug 31, 2018	CAMPBELL	3	27	22	92	.054	25	91	.275	2	5	51	.902	12	66	.818	33	0	6	0	3.0	0	32.0	3-0
Sep 01, 2018	ROBERT MORRIS	4	39	11	129	.217	36	135	.267	3	8	78	.897	13	87	.851	62	0	10	0	5.0	4	47.0	3-1
Sep 07, 2018	vs IUPUI	4	42	25	135	.126	40	138	.290	3	6	71	.915	7	88	.920	59	1	10	0	6.0	0	51.0	3-1
Sep 07, 2018	at Ohio	4	50	24	141	.184	46	137	.336	4	11	85	.871	5	86	.942	45	1	8	1	5.0	0	59.0	3-1
Sep 08, 2018	vs Samford	3	46	15	98	.316	43	96	.448	4	12	73	.836	0	50	1.000	40	1	10	2	6.0	0	56.0	0-3
Sep 11, 2018	VCU	3	36	24	102	.118	35	106	.330	2	3	56	.946	4	70	.943	40	0	14	0	7.0	0	45.0	3-0
Sep 15, 2018	vs Baylor	3	45	10	99	.354	42	97	.433	6	4	76	.947	3	55	.945	39	0	8	2	4.0	2	55.0	0-3
Sep 16, 2018	at UTSA	4	63	13	140	.357	59	139	.424	4	10	94	.894	2	78	.974	56	0	12	3	6.0	0	73.0	1-3
Sep 21, 2018	PITT	3	38	16	90	.244	38	89	.427	6	4	73	.945	1	49	.980	38	0	22	0	11.0	2	55.0	0-3
Sep 23, 2018	VIRGINIA	3	32	16	96	.167	31	98	.316	0	6	62	.903	3	66	.955	29	0	14	0	7.0	1	39.0	3-0
Sep 28, 2018	NORTH CAROLINA	3	27	21	103	.058	27	105	.257	2	9	58	.845	3	66	.955	41	0	12	1	6.0	0	35.0	3-0
Sep 30, 2018	NC STATE	4	57	24	146	.226	56	150	.373	2	12	96	.875	5	88	.943	59	0	14	1	7.0	1	66.0	1-3
Oct 05, 2018	at Georgia Tech	3	37	15	105	.210	34	109	.312	4	5	61	.918	10	66	.848	43	0	6	0	3.0	2	44.0	3-0
Oct 07, 2018	at Clemson	3	42	11	84	.369	40	86	.465	4	6	73	.918	1	49	.980	34	1	12	0	7.0	1	53.0	0-3
Oct 12, 2018	at Louisville	3	50	18	105	.305	49	101	.485	7	12	73	.836	0	53	1.000	38	2	4	0	4.0	1	61.0	0-3
Oct 14, 2018	at Notre Dame	3	44	9	94	.372	43	82	.524	7	4	73	.945	3	47	.936	40	0	26	2	13.0	0	64.0	0-3
Oct 19, 2018	WAKE FOREST	5	52	28	161	.149	49	161	.304	7	17	109	.844	8	99	.919	71	1	20	0	11.0	2	70.0	3-2
Oct 21, 2018	DUKE	5	70	25	177	.254	63	174	.362	2	14	105	.867	8	103	.922	64	1	30	2	16.0	3	88.0	2-3
Oct 26, 2018	at Miami	3	47	4	92	.467	43	101	.426	8	5	73	.932	1	39	.974	47	1	10	0	6.0	2	61.0	0-3
Oct 28, 2018	at Florida State	3	40	7	94	.351	38	97	.392	2	7	73	.904	4	58	.931	44	1	22	1	12.0	1	54.0	0-3
Nov 02, 2018	SYRACUSE	4	45	10	109	.321	44	115	.383	9	8	97	.918	2	69	.971	49	3	32	2	19.0	1	73.0	1-3
Nov 04, 2018	BOSTON COLLEGE	3	38	20	104	.173	38	110	.345	3	2	61	.967	4	67	.940	45	2	4	2	4.0	6	45.0	3-0
Nov 09, 2018	at Virginia	5	62	25	162	.228	58	163	.356	8	11	110	.900	4	96	.958	65	3	34	4	20.0	1	90.0	2-3
Nov 16, 2018	at Boston College	5	67	18	175	.280	60	180	.333	5	7	115	.939	4	96	.958	72	0	22	2	11.0	3	83.0	2-3
Nov 18, 2018	at Syracuse	3	40	10	94	.319	39	99	.394	7	2	73	.973	2	51	.961	41	1	18	2	10.0	1	57.0	0-3
Nov 21, 2018	CLEMSON	5	54	28	149	.174	48	147	.327	9	2	104	.981	6	95	.937	48	1	26	0	14.0	3	77.0	2-3
Opponent totals		108	1313	536	3513	.221	1239	3560	.348	134	210	2315	.909	142	2143	.934	1396	28	442	39	249.0	39	1696.0	
		108	1368	630	3626	.204	1278	3611	.354	141	191	2335	.918	134	2104	.936	1454	29	366	50	212.0	25	1721.0	

Sets played: 108  
Kills per set: 12.16  
Assists per set: 11.47

Service aces per set: 1.24  
Digs per set: 12.93  
Blocks per set: 2.31

Points per set: 15.70  
Ball handling errors per set: 0.36  
Reception errors per set: 1.31





## MATCH-BY-MATCH LEADERS

Opponent	Date	Kills	% (min. 12 A)	Assists	Aces	Digs	Blocks
USC Upstate (W, 3-0)	Aug. 24	14 - Smith	.636 - Tolbert	16 - Mitchell	2 - Talamazzi	9 - (2 players)	5 - (2 players)
Presbyterian (W, 3-0)	Aug. 24	13 - Smith	.480 - Smith	23 - Mitchell	3 - Cerchio	15 - Smith	4 - Cerchio
Charlotte (W, 3-2)	Aug. 25	15 - Cerchio	.300 - Tolbert	48 - Mitchell	1 - (4 players)	22 - Talamazzi	10 - Cerchio
William & Mary (W, 3-0)	Aug. 31	13 - Cerchio	.812 - Cerchio	12 - Mitchell	8 - Talamazzi	6 - Mitchell	4 - Cerchio
Campbell (W, 3-0)	Aug. 31	9 - Tolbert	.562 - Tolbert	15 - (2 players)	3 - Talamazzi	13 - Raffety	3 - Cerchio
Robert Morris (W, 3-1)	Sept. 1	17 - Smith	.429 - Cerchio	45 - Jackson	4 - McKinzie	21 - Raffety	5 - Robinson
IUPUI (W, 3-1)	Sept. 7	18 - Smith	.381 - Tolbert	38 - Mitchell	3 - (2 players)	13 - Talamazzi	9 - Cerchio
Ohio (W, 3-1)	Sept. 7	17 - Tolbert	.500 - Cerchio	42 - Mitchell	2 - Smith	14 - (2 players)	6 - Cerchio
Samford (L, 3-0)	Sept. 8	8 - Tolbert	.357 - Tolbert	19 - Mitchell	None	11 - Raffety	3 - Cerchio
VCU (W, 3-0)	Sept. 11	10 - (2 players)	.625 - Tolbert	36 - Mitchell	1 (4 players)	17 - Raffety	5 - Young
No. 18 Baylor (L, 3-0)	Sept. 15	17 - Smith	.409 - Tolbert	28 - Mitchell	1 - (3 players)	11 - Talamazzi	1 - (2 players)
No. 9 Pitt (L, 3-0)	Sept. 21	10 - Tolbert	.312 - Cerchio	25 - Mitchell	1 - Raffety	14 - Raffety	4 - Young
Virginia (W, 3-0)	Sept. 23	13 - Tolbert	.529 - Cerchio	42 - Mitchell	1 - (3 players)	11 - Smith	5 - Cerchio
North Carolina (W, 3-0)	Sept. 28	16 - Smith	.368 - Tolbert	30 - Mitchell	2 - Smith	14 - Raffety	4 - (2 players)
NC State (L, 3-1)	Sept. 30	14 - Tolbert	.344 - Tolbert	30 - Mitchell	3 - Talamazzi	20 - Raffety	3 - Cerchio
Georgia Tech (W, 3-0)	Oct. 5	12 - Smith	.233 - Smith	34 - Mitchell	3 - Talamazzi	14 - Smith	8 - Cerchio
Clemson (L, 3-0)	Oct. 7	13 - Smith	.346 - Smith	29 - Mitchell	1 - Raffety	8 - Smith	3 - Cerchio
No. 22 Louisville (L, 3-0)	Oct. 12	10 - (2 players)	.333 - Talamazzi	12 - Mitchell	None	9 - Raffety	4 - Tolbert
Notre Dame (L, 3-0)	Oct. 14	9 - Talamazzi	.214 - Cerchio	22 - Mitchell	1 - (3 players)	10 - Smith	3 - Cerchio
Wake Forest (W, 3-2)	Oct. 19	16 - Tolbert	.231 - Talamazzi	36 - Mitchell	2 - (3players)	26 - Raffety	6 - Cerchio
Duke (L, 3-2)	Oct. 21	19 - Tolbert	.260 - Tolbert	38 - Mitchell	3 - Raffety	20 - Raffety	5 - Robinson
Miami (Fla.) (L, 3-0)	Oct. 26	10 - Tolbert	.333 - Robinson	27 - Mitchell	1 - Talamazzi	12 - Raffety	1 - (2 players)
Florida State (L, 3-0)	Oct. 28	13 - Smith	.174 - Tolbert	35 - Mitchell	1 - (4 players)	13 - Raffety	2 - Tolbert
Syracuse (L, 3-1)	Nov. 2	21 - Tolbert	.400 - Tolbert	41 - Mitchell	1 - (2 players)	17 - Raffety	1 - Talamazzi
Boston College (W, 3-0)	Nov. 4	14 - Smith	.533 - Cerchio	37 - Mitchell	2 - Talamazzi	12 - Raffety	6 - Cerchio
Virginia (L, 3-2)	Nov. 9	17 - Smith	.282 - Tolbert	53 - Mitchell	2 - Raffety	22 - Raffety	6 - Tolbert
Boston College (L, 3-2)	Nov. 16	22 - Tolbert	.304 - Tolbert	58 - Mitchell	3 - Raffety	20 - Raffety	6 - Cerchio
Syracuse (L, 3-0)	Nov. 18	10 - Smith	.222 - Smith	18 - Mitchell	1 - (2 players)	11 - Raffety	2 - (2 players)
Clemson (L, 3-2)	Nov. 21	14 - (2 players)	.360 - Cerchio	55 - Mitchell	2 - Mitchell	27 - Raffety	11 - Cerchio

## DOUBLE-DOUBLES COUNT

Who	What	When
Kaity Smith.....	13 K, 15 D.....	vs. Presbyterian (8/25)
Kaity Smith.....	14 K, 14 D.....	at Charlotte (8/25)
Marisa Cerchio.....	15 K, 10 B.....	at Charlotte (8/25)
Talyn Jackson.....	45 A, 13 D.....	vs. Robert Morris (9/1)
Kaity Smith.....	18 K, 12 D.....	vs. IUPUI (9/7)
Ester Talamazzi.....	10 K, 13 D.....	vs. IUPUI (9/7)
Ester Talamazzi.....	10 K, 10 D.....	at Ohio (9/7)
Kaity Smith.....	14 K, 14 D.....	at Ohio (9/7)
Kaity Smith.....	11 K, 11 D.....	vs. Virginia (9/23)
Kaity Smith.....	12 K, 14 D.....	at Georgia Tech (10/5)
Ester Talamazzi.....	11 K, 11 D.....	at Georgia Tech (10/5)
Ester Talamazzi.....	13 K, 20 D.....	Wake Forest (10/19)
Ester Talamazzi.....	14 K, 17 D.....	Duke (10/21)
Kaity Smith.....	17 K, 15 D.....	Duke (10/21)
Rhegan Mitchell.....	38 A, 13 D.....	Duke (10/21)
Kaity Smith.....	13 K, 11 D.....	Syracuse (11/2)
Ester Talamazzi.....	11 K, 10 D.....	at Virginia (11/9)
Ester Talamazzi.....	11 K, 17 D.....	at Boston College (11/16)
Rhegan Mitchell.....	58 K, 10 D.....	at Boston College (11/16)
Kaity Smith.....	21 K, 12 D.....	at Boston College (11/16)
Marisa Cerchio	13 K, 11 B	Clemson (11/21)

## TEAM, PLAYER &amp; OPPONENT HIGHS

## Kills

Team	69 at Charlotte (8/25)
Player	Jaila Tolbert - 22 at Boston College (11/16)
Opponent	70 - Duke (10/21)

## Attack Percentage

Team	.395, 44-10-86 vs. USC Upstate (8/25)
Player (min. 12 kills)	Marisa Cerchio - .812, 13-0-16 vs. William & Mary (8/31)
Opponent	.467, 47-4-92 - Miami (Fla.) (10/26)

## Assists

Team	67 at Charlotte (8/25)
Player	Rhegan Mitchell - 58 at Boston College (11/16)
Opponent	63 - Duke (10/21)

## Service Aces

Team	13 (2x) last vs. Robert Morris (9/1)
Player	Ester Talamazzi - 8 vs. William & Mary (8/31)
Opponent	9 - 2x

## Digs

Team	81 at Charlotte (8/25)
Player	Carol Raffety - 27 vs. Clemson (11/21)
Opponent	72 - Boston College (11/16)

## Total Blocks

Team	18 at Charlotte (8/25)
Player	Marisa Cerchio - 11 vs. Clemson (11/21)
Opponent	20 - Virginia (11/9)



## Jill WILSON

- Third season at Virginia Tech
- 17th as a coach in Division I
- Produced 15 All-SEC players and '02 ACC Player of the Year
- Averaged 20-plus wins per year at LSU (10 years)

### The Wilson File

#### PERSONAL

BORN: May 6, 1979

HOMETOWN: Richmond, Texas

FAMILY: Husband, Jared

COACHING RECORD AT VIRGINIA TECH: 24-37 (2nd year)

CAREER HEAD COACHING RECORD: 24-37 (.393)

#### EDUCATION

LSU - Bachelor of Science - Business Admin., 2001

JOINED TECH STAFF: Jan. 12, 2017

YEARS OF COLLEGIATE HEAD COACHING: 1

YEARS OF COLLEGIATE COACHING: 15

#### COACHING HISTORY

2017- Virginia Tech (Head Coach)

2013-16 LSU (Associate Head Coach)

2007-12 LSU (Assistant Coach)

2006-07 Wake Forest (Assistant Coach)

2002-05 North Carolina (Assistant Coach)

2001-02 Tennessee-Martin (Graduate Assistant)

#### PLAYING HISTORY

1997-00 LSU (outside hitter)

4-year letterwinner and starter

Ranked 6th in the SEC with 23 service aces senior year

Appeared in the 2000 SEC Tournament finals

#### POSTSEASON EXPERIENCE

LSU 2014 (First Round - Eugene, Ore.)

Defeated Oklahoma, Loss to Oregon

2013 (First Round - Seattle, Wash.)

Defeated Michigan, Loss to Washington

2010 (First Round - Norman, Okla.)

Loss to Tulsa

2009 (First Round - Baton Rouge, La.)

Defeated Tulane, Loss to Texas A&M

2008 (First Round - Los Angeles, Calif.)

Loss to UCLA

2007 (First Round - Austin, Texas)

Defeated New Mexico State, Loss to Texas

UNC 2002 (Regionals - Lincoln, Neb.)

Defeated Winthrop, South Carolina at home

Loss to Hawai'i

Jill Wilson was named the head coach of the Virginia Tech volleyball program on January 12, 2017, and enters her third year in Blacksburg.

In her second season as the head coach of the Hokies in 2018, Wilson led Tech to a four-win improvement, which was the most wins at Tech since 2015. Also, the Hokies owned a five-win improvement at home on Carilion Clinic Court to 8-5. She won three nonconference tournaments – Charlotte Invitational, Hokie Invitational sponsored by the Fairfield Inn and Suites in Christiansburg and Bobcat Invitational – bringing her total to five in two years, including a 15-8 record non-league action.

Tech started the season 8-0, marking its best start since 2009. It also defeated North Carolina 3-0 for the first time since 2011, snapping a nine-match losing streak, and marked the first sweep over the Tar Heels since 2006. Wilson picked up another win over in-state rival Virginia in the Commonwealth Clash presented by Virginia529, improving to 3-1 in her career against the Cavaliers. The Hokies also swept Georgia Tech on the road, a team that finished 15-6 at home and was an AVCA Top-100 Team, marking Wilson's first ACC sweep away from the friendly confines of Cassell Coliseum.

Under Wilson's guidance, right-side hitter Jaila Tolbert once again was named second-team All-ACC. Tolbert became the third player in school history to make the ACC all-conference team in consecutive years, as well as the 17th in program history to rack up over 1,000 kills in a career. The Minnesota native also became the first-ever Tech volleyball player to be tabbed a Senior CLASS Award candidate and the second to make the U.S. Collegiate Women's National Team – Detroit roster.

Statistically, the Hokies improved on the service line due to an aggressive style, finishing fifth in the ACC for service aces, tallying 141 to average 1.31 aces per set. One of the key reasons why there was improvement on the line was outside hitter Ester Talamazzi's team-high 34 aces, including her match versus William & Mary when she recorded the second-most aces in school history with eight. Libero Carol Raffety cracked the record book, becoming the 18th Hokie to register over 1,000 digs in a career.

Her first year in 2017 set the foundation for the program, as Wilson guided Jaila Tolbert to second-team All-ACC after she owned the highest hitting percentage in the conference for non-middle blockers (.331). Tolbert, a right-side hitter, hit more than .300 in 20 matches and earned VaSID all-state honors.

Wilson also was key in the development of Kaity Smith, who was named to the ACC All-Freshman Team, as well as the VaSID Freshman of the Year. Smith started the season breaking a school record, putting down 30 kills in her debut – a program first.

Picking up two wins over Virginia in her first season, Wilson contributed to a full point in the Virginia529 Commonwealth Clash. Wilson led Tech to two nonconference tournament titles her opening season, winning the Pepsi Panther Invitational and A-State Invitational. At the A-State Invitational, the Hokies took down Arkansas State and SMU, two teams that won 20-plus matches and earned a bid to the National Invitational Volleyball Championship (NIVC).

Wilson joined the Hokies after an extremely successful run on the bench at LSU where, as the recruiting coordinator, she signed five top-30 recruiting classes according to PrepVolleyball.com. She also helped lead the Tigers to six NCAA Tournament appearances and the 2009 SEC Championship, as well as 25-win seasons in 2007, 2009 and 2010. The Tigers averaged over 20 wins per season during her time on the LSU staff.

No stranger to the ACC, Wilson was an assistant at North Carolina from 2002-04 before serving as the top assistant at Wake Forest in 2006.

She coached two All-Americans, an ACC Player of the Year and helped lead the Tar Heels to the 2002 regular-season ACC Championship and an NCAA Sweet Sixteen appearance.





## KAITY SMITH

Junior | 6-1  
OH | Florence, Ky.

High School/Club Team  
Randall Cooper | Lexington United

Major: Criminology

# 1

- Charlotte Invitational Co-MVP
- Charlotte Invitational All-Tournament Team
- Hokie Invitational All-Tournament Team
- 2017 ACC All-Freshmen Team
- 2017 Prep Volleyball All-Freshman Honorable Mention

### AT THE NET

- Double-digit kills in 24 matches and 15-plus in 8 matches.
- Recorded nine double-doubles on the season.
- 7th straight match of double-digit kills (14) vs. CLEM (11/21).
- Tallied a season-high 21 kills and 12 digs vs. BC (11/16).
- ACC-high .346 hitting clip with 12 kills vs. Georgia Tech (10/5).
- Fifth double-double (11K/D) of the season vs. Virginia (9/23).
- Started the season with posting a career-high hitting percentage (.591) with 14 kills against USC Upstate (8/24).
- Played and started all 30 matches in 2018.

### SEASON HIGHS

Kills.....21 at Boston College (11/16/18)  
 Hitting percentage......591 vs. USC Upstate (8/24/18)  
 Assists.....2 (4x)  
 Aces.....3 (2x)  
 Digs.....15 (2x)  
 Blocks.....3 vs. Boston College (11/4/18)

### CAREER HIGHS

Kills.....30 vs. Idaho State (8/25/17)  
 Hitting percentage......591 vs. USC Upstate (8/24/18)  
 Assists.....2 (4x)  
 Aces.....3 (2x)  
 Digs.....15 (2x)  
 Blocks.....5 vs. Florida State (11/17/17)

### 2018 MATCH-BY-MATCH STATS

Date	Opponent	sp	k	e	to	pr	a	ta	pr	sa	se	ta	pr	rc	to	pr	di	bs	bs	bs	total	bhe	points	team		
Aug 24, 2018	vs USC Upstate	-3	14	1	22	.591	0	1	.000	0	1	14	.929	0	6	1.000	4	0	2	2	0	2.0	0	15.0	.395	3-0
Aug 25, 2018	vs Presbyterian	-3	13	1	25	.480	0	3	.000	1	2	16	.875	0	11	1.000	15	0	0	0	0	0.0	0	14.0	.205	3-0
Aug 26, 2018	at Charlotte	-3	14	13	38	.036	2	9	.222	1	2	21	.956	0	12	1.000	14	0	1	1	0	0	0	15.5	.191	3-2
Aug 31, 2018	WILLIAM & MARY	-3	10	3	18	.389	1	1	1.000	3	2	13	.846	0	6	1.000	1	0	0	0	0	0.0	0	13.0	.382	3-0
Aug 31, 2018	CAMPBELL	-3	8	3	20	.250	1	1	1.000	2	2	13	.846	1	10	.900	7	0	2	2	0	2.0	0	11.0	.318	3-0
Sep 01, 2018	ROBERT MORRIS	-4	17	7	42	.238	1	1	1.000	0	3	9	.667	0	6	1.000	9	0	0	0	0	0.0	0	20.0	.227	3-1
Sep 07, 2018	vs IUPUI	-4	18	5	37	.351	1	2	.500	3	3	20	.850	1	9	.889	12	0	1	0	1	0	0	21.5	.285	3-1
Sep 07, 2018	at Ohio	-4	14	5	27	.333	0	2	.000	2	3	17	.824	0	18	1.000	14	0	2	2	0	2.0	0	17.0	.331	3-1
Sep 08, 2018	at Saintford	-3	5	2	25	.320	1	3	.333	0	3	10	.750	2	10	.920	7	0	0	0	0	0.0	0	9.0	.140	0-3
Nov 11, 2018	VCU	-3	7	6	25	.040	0	1	.000	0	1	17	.941	2	10	.800	4	0	1	0	1	0	0	7.5	.301	3-0
Sep 15, 2018	vs Baylor	-3	17	7	38	.263	1	2	.500	1	3	12	.750	0	18	1.000	7	0	0	0	0	0.0	0	18.0	.206	0-3
Sep 16, 2018	at LUTSA	-4	15	8	42	.357	0	2	.000	1	10	.800	0	14	.929	8	0	0	0	0	0.0	0	16.0	.262	1-3	
Sep 21, 2018	PITT	-3	6	6	24	.000	2	6	.333	0	0	12	1.000	2	34	.941	4	0	1	0	1	0	0	6.5	.092	0-3
Sep 23, 2018	VIRGINIA	-3	11	5	24	.250	0	1	.000	0	1	12	.917	0	12	1.000	11	0	1	0	1	0	0	11.5	.272	3-0
Sep 28, 2018	NORTH CAROLINA	-3	16	6	37	.270	2	2	1.000	2	3	13	.769	0	10	1.000	6	0	0	0	0	0.0	0	18.0	.297	3-0
Sep 30, 2018	NC STATE	-4	12	9	38	.076	0	2	.000	1	2	17	.882	0	29	1.000	8	1	1	0	2	0	0	14.5	.113	1-3
Oct 05, 2018	at Georgia Tech	-3	12	5	30	.233	0	1	.000	1	1	11	.909	1	13	.923	14	0	1	0	1	0	0	13.5	.301	3-0
Oct 07, 2018	at Clemson	-3	13	4	28	.346	2	4	.500	1	9	.868	0	9	.868	8	0	0	0	0	0	0.0	0	13.5	.151	0-3
Oct 12, 2018	at Louisville	-3	10	7	37	.081	0	2	.000	0	0	9	1.000	2	15	.867	6	0	0	0	0	0.0	0	10.5	.112	0-3
Oct 14, 2018	at Notre Dame	-3	7	6	26	.038	0	18	.000	1	0	8	1.000	1	22	.955	10	0	0	0	0	0.0	0	8.0	.126	0-3
Oct 19, 2018	WAKE FOREST	-3	14	12	50	.040	1	4	.250	1	5	22	.772	1	36	.972	7	0	2	2	0	2.0	0	16.0	.116	3-2
Oct 21, 2018	DUKE	-3	17	8	41	.220	0	3	.000	1	4	20	.800	0	29	1.000	15	0	1	1	0	0	0	18.5	.205	2-3
Oct 26, 2018	at Miami	-2	4	0	10	.400	0	0	.000	0	0	6	1.000	2	19	.895	5	0	0	0	0	0.0	0	4.0	.165	0-3
Oct 28, 2018	at Florida State	-3	13	7	41	.316	0	3	.000	1	2	11	.818	2	19	.895	7	0	0	0	0	0.0	0	14.0	.097	0-3
Nov 02, 2018	SYRACUSE	-4	13	10	43	.070	1	4	.250	0	0	10	1.000	4	27	.852	11	0	0	0	0	0.0	0	13.0	.070	1-3
Nov 04, 2018	BOSTON COLLEGE	-3	14	5	36	.250	0	3	.000	0	4	19	.789	1	25	.960	8	0	3	0	3	0	0	15.5	.302	3-0
Nov 09, 2018	at Virginia	-3	17	10	44	.159	0	5	.000	0	3	20	.850	3	44	.932	9	0	1	0	1	0	0	17.5	.173	2-3
Nov 16, 2018	at Boston College	-3	21	8	52	.250	1	6	.167	0	2	20	.900	2	49	.958	12	0	1	0	1	0	0	21.5	.178	2-3
Nov 18, 2018	at Syracuse	-3	10	4	27	.222	0	6	.000	0	1	7	.857	4	29	.862	8	0	0	0	0	0.0	0	10.0	.124	0-3
Nov 21, 2018	CLEMSON	-3	14	7	44	.159	0	1	.000	1	4	19	.789	5	61	.918	14	0	1	0	1	0	0	15.5	.232	2-3
Totals			107	376	180	.889	-198	17	.90	25	60	417	.854	39	630	.938	238	1	26	2	27	0	0	415.0		

Sets played: 107  
 Kills per set: 3.51  
 Assists per set: 0.16  
 Service aces per set: 0.23  
 Digs per set: 2.41  
 Blocks per set: 0.25  
 Points per set: 3.88



## ANABEL ZIER (ZEER)

Freshman | 6-2  
MB/RS | Blacksburg, Va.

High School/Club Team  
Blacksburg | River Valley Juniors - Coastal

Major: Biology

# 2

### AT THE NET

- Four-year varsity letterwinner.
- Coached by Nicole Taylor at Blacksburg HS.
- Played club for River Valley Juniors – Coastal Volleyball Club.
- Earned VHSA All-State.
- District and Region Player of the Year.
- All-region, All-district and All-conference.
- Led Bruins to the 2016 state championship match.
- Guided Bruins to district and regional championships, as well as the state semifinals.
- Has racked up over 1,000 kills.
- Team captain.
- Also competed in the high jump on the track and field team.
- Was a three-year varsity letterwinner.
- Earned all-state honors in 2016.
- Has jumped in five state competitions.
- Led the Bruins to a 2017 state title.
- AP Scholar.
- Academic Honor Roll selection.
- Her aunt, Cindy Zier Szweczyk, played on Tech's women's soccer team (1993-95), earning defensive MVP honors.

### SEASON/CAREER HIGHS

Kills  
 Hitting percentage  
 Assists  
 Aces  
 Digs  
 Blocks

### 2019 MATCH-BY-MATCH STATS





## CERA POWELL (SEER-UH)

Freshman | 6-0  
OH | Pittsboro, N.C.

*High School/Club Team*  
Northwood | Triangle

Major: Human Nutrition, Foods and Exercise

# 3

### AT THE NET

- Four-year varsity letterwinner.
- Coached by Steve Thomas and Tania Stafford at Northwood HS.
- Played club at Triangle Volleyball Club.
- Three-time all-conference.
- Big 8 Player of the Year.
- All-Metro team.
- Led the Chargers to the third round of the 2018 NCHSAA state tournament.
- Two-time Student Council Class Senator.
- National Honor Society.
- Spanish National Honor Society.
- Her great uncle, Walter Davis, played men's basketball at North Carolina and was selected to the USA men's basketball team at the 1976 Summer Olympics, and went on to become a 15-year NBA player and six-time NBA All-Star, having his number retired (#6) with the Phoenix Suns organization after being the Suns' all-time leading scorer.

### SEASON/CAREER HIGHS

Kills  
Hitting percentage  
Assists  
Aces  
Digs  
Blocks

### 2019 MATCH-BY-MATCH STATS



## LOGAN MOSLEY

Freshman | 5-6  
L/DS | Apex, N.C.

*High School/Club Team*  
Cary Christian | Triangle

Major: University Studies

# 4

### AT THE NET

- Five-year varsity letterwinner.
- Coached by Lesley White and her mom, Victoria, at Cary Christian HS.
- Played club for Triangle Volleyball Club.
- 2017 NCISAA Player of the Year.
- 2017 NCISAA first-team all-state.
- Three-time all-conference.
- Honorable mention all-conference her eighth-grade season in 2014.
- Led the Knights to a third-place finish in the 2017 state tournament.
- Two-time team captain.
- Led USA Volleyball 16U to a fourth-place finish at nationals in 2016.
- Guided USA Volleyball 16U to a third-place finish at nationals in 2017.
- Was a key cog in USA Volleyball 18U's championship run at nationals in 2018.
- Her mother, Victoria, played college volleyball at Barton College.

### SEASON/CAREER HIGHS

Kills  
Hitting percentage  
Assists  
Aces  
Digs  
Blocks

### 2019 MATCH-BY-MATCH STATS











**JENNIFER WILLIAMS**

Redshirt Freshman | 6-1  
OH | Staunton, Va.

*High School/Club Team*  
Robert E. Lee | Richmond

Major: Marketing

16

**AT THE NET**

- Redshirted in 2018.
- Four-year letterwinner.
- Coached by mom, Jan Williams, at Robert E. Lee.
- First-team All-State.
- Led Robert E. Lee to the VHSL state championship.
- Regional Player of the Year.
- First-team All-Region.
- First-team All-Conference.
- First-team All-District.
- All-City/County Player of the Year.
- Conference Player of the Year.
- Racked up more than 1,000 kills in prep career.
- Finished third all-time in VHSL record book for most career blocks.
- Captain.
- Also played tennis.
- Four-year letterwinner and captain.

**SEASON/CAREER HIGHS**

Kills .....  
 Hitting percentage.....  
 Assists.....  
 Aces.....  
 Digs .....  
 Blocks.....



**RACHEL TAM**

Freshman | 5-4  
L/DS | Basking Ridge, N.J.

*High School/Club Team*  
Ridge | Atlantic Valley & Central Jersey

Major: Business

17

**AT THE NET**

- Four-year letterwinner.
- Coached by Joanne Milot at Ridge.
- Played club for AVVC and CJVA.
- Courier News 2017 New Jersey Player of the Year.
- NJ Star Ledger 2017 first-team all-state.
- Two-time NJ Star Ledger Group 4 First Team.
- Two-time NJ Skyland first-team all-conference.
- Led Ridge to a state championship in 2017 with a 26-0 record.
- Became the first player in school history to rack up more than 1,000 digs, finishing with 1,171.
- In the classroom, was the president of the National Honor Society.
- Student Council VP.
- Project Adventure Peer Leader and Board Member.
- Habitat for Humanity Class Representative.
- Honor Roll.
- Also considered Georgetown and Wake Forest.
- Her mother, Juanita, played college volleyball at Amherst College.
- Her brother, Jonathan, played baseball at Villanova and made the All-BIG EAST Academic Team and led the league with the best ERA.
- Her sister, Kelsey, played volleyball for Wesleyan University and was named to the All-NESCAC Academic Team.

**SEASON/CAREER HIGHS**

Kills .....  
 Hitting percentage.....  
 Assists.....  
 Aces.....  
 Digs .....  
 Blocks.....







**MARISA CERCHIO** (Sir-ko)

Junior | 6-3  
MB/OH | Cincinnati, Ohio

High School/Club Team  
Turpin | NKYVC

Major: Marketing

19

- Hokie Invitational MVP
- Hokie Invitational All-Tournament Team
- Bobcat Invitational All-Tournament Team
- 2017-18 ACC Academic Honor Roll

**AT THE NET**

- Had 13 kills and a career-high 11 blocks vs. Clemson (11/21).
- Tallied 11 kills, her most since Sept. 7, two digs and six blocks versus Boston College (11/16).
- Swatted the second-most attacks of her career versus IUPUI (9/7), tallying nine blocks and eight kills.
- Hit a season-best .831, the third-best mark in school history, with 13 kills and four blocks against William & Mary (8/31).
- Led the ACC after opening weekend in blocks per set (1.73).
- Played her best match as a Hokie versus Charlotte (8/25), setting then-two career highs – 15 kills, 10 blocks.
- Played and started in 30 matches in 2018.

**SEASON HIGHS**

Kills.....15 at Charlotte (8/25/18)  
Hitting percentage......831 vs. William & Mary (8/31/18)  
Assists.....1 at Charlotte (8/25/18)  
Aces.....3 vs. Presbyterian (8/25/18)  
Digs.....4 vs. Robert Morris (9/1/18)  
Blocks.....11 vs. Clemson (11/21/18)

**CAREER HIGHS**

Kills.....15 at Charlotte (8/25/18)  
Hitting percentage.....1.00 vs. Wake Forest (10/20/17)  
Assists.....1 (2x)  
Aces.....3 vs. Presbyterian (8/25/18)  
Digs.....6 vs. Notre Dame (10/8/17)  
Blocks.....11 vs. Clemson (11/21/18)

**2018 MATCH-BY-MATCH STATS**

Date	Opponent	sp	att	set	serve	recept	block	team
		k	e	la	sa	se	la	pt
Aug 24, 2018	vs USC Upstate	5	3	12	167	0	1	11
Aug 25, 2018	vs Presbyterian	7	3	19	211	0	0	10
Aug 25, 2018	at Charlotte	15	5	41	244	1	2	500
Aug 31, 2018	WILLIAM & MARY	13	0	16	812	0	0	5
Aug 31, 2018	CAMPBELL	7	1	15	403	0	0	2
Sep 01, 2018	ROBERT MORRIS	7	1	14	429	0	0	2
Sep 07, 2018	vs IUPUI	8	4	22	182	0	0	0
Sep 07, 2018	at Ohio	12	2	21	476	0	0	1
Sep 08, 2018	vs Sanford	6	2	17	235	0	1	5
Sep 11, 2018	VCU	8	0	19	421	0	0	1
Sep 15, 2018	vs Baylor	3	0	11	273	0	0	0
Sep 16, 2018	at UTA	10	2	19	421	0	1	9
Sep 21, 2018	PITT	9	4	16	312	0	0	1
Sep 23, 2018	VIRGINIA	9	0	17	326	0	1	7
Sep 28, 2018	NORTH CAROLINA	5	3	16	125	0	0	2
Sep 30, 2018	NC STATE	7	4	22	136	0	0	0
Oct 05, 2018	at Georgia Tech	7	1	16	400	0	0	0
Oct 07, 2018	at Clemson	8	4	15	200	0	1	5
Oct 12, 2018	at Louisville	3	0	1	8	-125	1	0
Oct 14, 2018	at Notre Dame	6	3	14	214	0	0	0
Oct 19, 2018	WAKE FOREST	6	4	26	077	0	0	1
Oct 21, 2018	DUKE	3	6	14	-214	0	0	0
Oct 26, 2018	at Miami	4	4	11	000	0	1	0
Oct 28, 2018	at Florida State	2	2	8	000	0	2	0
Nov 02, 2018	SYRACUSE	4	2	9	000	0	0	0
Nov 04, 2018	BOSTON COLLEGE	8	0	15	533	1	1	1
Nov 09, 2018	at Virginia	8	2	22	273	0	1	0
Nov 16, 2018	at Boston College	11	5	26	231	1	1	1
Nov 18, 2018	at Syracuse	3	3	11	000	0	2	0
Nov 21, 2018	CLEMSON	13	4	25	263	0	0	0
Totals		108	211	75	516	264	3	16

Sets played: 108  
Kills per set: 1.95  
Assists per set: 0.03  
Service aces per set: 0.11  
Digs per set: 0.15  
Blocks per set: 1.08  
Points per set: 2.69



**ABBY MCKINZIE**

Senior | 5-9  
L/DS | East Leroy, Mich.

High School/Club Team  
St. Philip Catholic Central | Dead Frog

Major: Communications

20

**2017-18 ACC Academic Honor Roll**

**AT THE NET**

- Had her third-most digs of the season (6) vs. Clemson (11/21).
- Tied a career-high two assists and had four digs versus Syracuse (11/18).
- Tallied a season-high eight digs against Virginia (11/9).
- Had two digs vs. Syracuse (11/2) and one dig vs. BC (11/4).
- Finished with her second-highest dig total of the season with three against then-No. 22 Louisville (10/12).
- Tallied a career-high four aces and four digs against Robert Morris (9/1).
- Played in 21 matches in 2018.
- Tied a career-high 11 digs and had an assist vs. Idaho State.
- Posted exactly nine digs in back-to-back matches against Ole Miss and Arkansas State.
- Registered a career-high two aces and six digs against ETSU.
- Had eight digs in match against Florida State.

**SEASON HIGHS**

Kills.....  
Hitting percentage.....  
Assists.....2 at Syracuse (11/18/18)  
Aces.....4 vs. Robert Morris (9/1/18)  
Digs.....10 at Boston College (11/16/18)  
Blocks.....

**CAREER HIGHS**

Kills.....1 vs. Temple (9/2/16)  
Hitting percentage.....1.00 at Temple (9/2/16)  
Assists.....2 (4x)  
Aces.....4 vs. Robert Morris (9/1/18)  
Digs.....11 (2x)  
Blocks.....

**2018 MATCH-BY-MATCH STATS**

Date	Opponent	sp	att	set	serve	recept	block	team
		k	e	la	sa	se	la	pt
Aug 24, 2018	vs USC Upstate	5	0	0	0	0	0	3
Aug 25, 2018	vs Presbyterian	1	0	0	0	0	0	0
Aug 25, 2018	at Charlotte	2	0	0	0	0	0	0
Aug 31, 2018	WILLIAM & MARY	3	0	0	0	0	0	0
Sep 01, 2018	ROBERT MORRIS	4	0	0	0	0	0	0
Sep 07, 2018	vs IUPUI	4	0	0	0	0	0	0
Sep 07, 2018	at Ohio	4	0	0	0	0	0	0
Sep 08, 2018	vs Sanford	3	0	0	0	0	0	0
Sep 11, 2018	VCU	1	0	0	0	0	0	0
Sep 15, 2018	vs Baylor	3	0	0	0	0	0	0
Sep 16, 2018	at UTA	1	0	0	0	0	0	0
Sep 21, 2018	PITT	2	0	0	0	0	0	0
Sep 23, 2018	VIRGINIA	3	0	0	0	0	0	0
Sep 28, 2018	NORTH CAROLINA	3	0	0	0	0	0	0
Sep 30, 2018	NC STATE	1	0	0	0	0	0	0
Oct 07, 2018	at Clemson	1	0	0	0	0	0	0
Oct 12, 2018	at Louisville	3	0	0	0	0	0	0
Oct 26, 2018	at Miami	2	0	0	0	0	0	0
Oct 28, 2018	at Florida State	3	0	0	0	0	0	0
Nov 02, 2018	SYRACUSE	2	0	0	0	0	0	0
Nov 04, 2018	BOSTON COLLEGE	1	0	0	0	0	0	0
Nov 09, 2018	at Virginia	5	0	0	0	0	0	0
Nov 16, 2018	at Boston College	5	0	0	0	0	0	0
Nov 18, 2018	at Syracuse	3	0	0	0	0	0	0
Nov 21, 2018	CLEMSON	5	0	0	0	0	0	0
Totals		57	0	0	0	0	0	0

Sets played: 57  
Assists per set: 0.09  
Service aces per set: 0.16  
Digs per set: 0.59  
Points per set: 0.16



## KAI YOUNG

Junior | 5-11  
MB | Charlotte, N.C.

High School/Club Team  
Charlotte Christian | Carolina Union

Major: Multimedia Journalism

# 22

### AT THE NET

- Tallied one block against Boston College (11/16).
- Posted five kills and four blocks against rival Virginia (11/9).
- Earned her first start since Oct. 14, recording four kills and three blocks versus Boston College (11/4).
- Tallied a kill and four blocks against then-No. 9 Pitt (9/21).
- Had her second-most blocks of the season (5) vs. VCU (9/11).
- Played her best match yet against Charlotte (8/25), posting two career highs – 13 kills, eight blocks.
- Played in 24 matches, drawing 23 starts in 2018.
- Set two then-career highs with seven kills and seven blocks vs. Boston College.
- Played volleyball and ran track at Charlotte Christian.
- Father, Bryant Young, played football at Notre Dame and was a 14-year NFL veteran with the San Francisco 49ers, earning four Pro Bowls and a XXIX Super Bowl ring. He currently coaches the defensive line for the Atlanta Falcons.
- Mother ran track at Notre Dame.

### SEASON HIGHS

Kills.....13 at Charlotte (8/25/18)  
Hitting percentage......571 vs. VCU (9/11/18)  
Assists.....1 (2x)  
Aces.....  
Digs.....1 (8x)  
Blocks.....8 at Charlotte (8/25/18)

### CAREER HIGHS

Kills.....13 at Charlotte (8/25/18)  
Hitting percentage.....1.00 (3x)  
Assists.....1 (2x)  
Aces.....  
Digs.....1 (8x)  
Blocks.....8 at Charlotte (8/25/18)

### 2018 MATCH-BY-MATCH STATS

Date	Opponent	sp	k	a	sa	se	re	bl	pt	bs	ba	bl	pts	acc
Aug 24, 2018	vs USC Upstate	-3	6	2	13	308	0	1	0.000	0	0	0	0.000	0
Aug 25, 2018	vs Presbyterian	-3	5	5	14	0.000	0	1	0.000	0	0	0	0.000	0
Aug 25, 2018	at Charlotte	-3	13	5	27	296	0	0	0.000	0	0	0	0.000	0
Aug 31, 2018	WILLIAM & MARY	-3	3	2	8	125	0	0	0.000	0	0	0	0.000	0
Aug 31, 2018	CAMPBELL	-3	5	1	13	308	0	0	0.000	0	0	0	0.000	0
Sep 01, 2018	ROBERT MORRIS	-3	1	3	6	333	0	0	0.000	0	0	0	0.000	0
Sep 07, 2018	vs IUPUI	-4	6	2	13	308	0	1	0.000	0	0	0	0.000	0
Sep 07, 2018	at Ohio	-4	3	1	8	250	0	1	0.000	0	0	0	0.000	0
Sep 08, 2018	at Sanford	-2	0	2	2	1,000	0	0	0.000	0	0	0	0.000	0
Sep 11, 2018	VCU	-3	4	0	7	571	0	0	0.000	0	0	0	0.000	0
Sep 15, 2018	vs Baylor	-3	0	1	0	0.000	0	0	0.000	0	0	0	0.000	0
Sep 15, 2018	at UTSA	-3	0	0	1	1,000	0	0	0.000	0	0	0	0.000	0
Sep 21, 2018	PITT	-3	1	1	6	0.000	0	0	0.000	0	0	0	0.000	0
Sep 23, 2018	VIRGINIA	-3	4	1	8	375	0	0	0.000	0	0	0	0.000	0
Sep 28, 2018	NORTH CAROLINA	-3	2	0	4	500	1	2	500	0	0	0	0.000	0
Sep 30, 2018	NC STATE	-4	5	3	13	154	0	0	0.000	0	0	0	0.000	0
Oct 05, 2018	at Georgia Tech	-3	2	1	5	200	0	1	0.000	0	0	0	0.000	0
Oct 07, 2018	at Clemson	-2	0	2	4	500	0	0	0.000	0	0	0	0.000	0
Oct 12, 2018	at Louisville	-2	0	0	3	0.000	0	0	0.000	0	0	0	0.000	0
Oct 14, 2018	at Notre Dame	-1	1	0	2	500	0	0	0.000	0	0	0	0.000	0
Nov 02, 2018	SYRACUSE	-4	2	1	4	250	0	0	0.000	0	0	0	0.000	0
Nov 04, 2018	BOSTON COLLEGE	-3	4	1	10	300	0	0	0.000	0	0	0	0.000	0
Nov 09, 2018	at Virginia	-3	5	5	11	0.000	0	1	0.000	0	0	0	0.000	0
Nov 16, 2018	at Boston College	-2	0	1	2	500	0	0	0.000	0	0	0	0.000	0
Totals			71	72	39	165	178	2	10	200	0	0	0.000	1

Sets played: 71  
Kills per set: 1.01  
Assists per set: 0.03

Digs per set: 0.11  
Blocks per set: 0.79

Points per set: 1.42



## TALYN JACKSON (TAL-lynn)

Sophomore | 5-11  
S | Gardnerville, Nev.

High School/Club Team  
Douglas | Silve State

Major: Criminology

# 23

### AT THE NET

- Dished out 10 assists, her most since Sept. 1, and tallied three digs, one block and a kill against Syracuse (11/18).
- Registered four assists, one dig and a kill versus Boston College (11/16).
- Owned nine assists vs. Wake Forest (10/19) and Duke (10/21).
- Had nine assists, one dig and a block at Notre Dame (10/14).
- Posted eight assists, three digs and a block vs. NC State (9/30).
- Recorded nine assists, two digs and a kill versus IUPUI (9/7).
- Filled in for setter Rhegan Mitchell against Robert Morris (9/1), drawing her first start and did not disappoint by posting 45 assists, 13 digs, two aces – all career highs – and two blocks.
- Collected 15 assists, two kills and a dig versus Campbell (8/31).
- Set a career-high four blocks and posted 11 assists against William & Mary (8/31).
- Tallied 11 assists and a two blocks against Charlotte (8/25).
- Had nine assists, a kill, dig and block vs. Presbyterian (8/25).
- Dished out 16 assists and put down four kills in her debut against USC Upstate (8/24).
- Appeared in 16 matches with one start.
- Enrolled in January, practicing with the team this past spring and playing in its scrimmages.
- Four-year varsity letterwinner at Douglas HS.
- Named to the Class of 2018 Senior Aces Top 150.
- Tabbed Soph79 by PrepVolleyball.com.
- USA Volleyball High Performance Indoor Girls' Select National A1 Team member.

### SEASON/CAREER HIGHS

Kills.....4 (x2)  
Hitting percentage.....1.00 vs. Campbell (8/31/18)  
Assists.....45 vs. Robert Morris (9/1/18)  
Aces.....2 vs. Robert Morris (9/1/18)  
Digs.....13 vs. Robert Morris (9/1/18)  
Blocks.....4 vs. William & Mary (8/31/18)

### 2018 MATCH-BY-MATCH STATS

Date	Opponent	sp	k	a	sa	se	re	bl	pt	bs	ba	bl	pts	acc
Aug 24, 2018	vs USC Upstate	3	4	0	5	500	16	24	657	0	0	0	0.000	1
Aug 25, 2018	vs Presbyterian	3	1	0	5	200	9	34	265	0	0	0	0.000	1
Aug 25, 2018	at Charlotte	2	0	0	2	0.000	11	23	476	0	0	0	0.000	0
Aug 31, 2018	WILLIAM & MARY	3	1	0	2	500	11	20	550	0	0	0	0.000	0
Aug 31, 2018	CAMPBELL	3	2	0	2	1,000	15	30	500	0	0	0	0.000	1
Sep 01, 2018	ROBERT MORRIS	-4	4	2	7	286	45	114	356	2	0	0	0.000	13
Sep 07, 2018	vs IUPUI	4	1	0	4	250	9	23	310	0	0	0	0.000	2
Sep 07, 2018	at Ohio	1	0	1	2	500	3	10	300	0	0	0	0.000	2
Sep 08, 2018	vs Sanford	1	0	0	0	0.000	0	5	500	0	0	0	0.000	0
Sep 30, 2018	NC STATE	2	1	0	2	500	8	30	307	0	0	0	0.000	3
Sep 30, 2018	at Louisville	1	0	1	0	1,000	3	13	231	0	0	0	0.000	1
Oct 14, 2018	at Notre Dame	2	0	0	3	0.000	9	10	300	0	0	0	0.000	1
Oct 19, 2018	WAKE FOREST	3	1	0	3	333	9	30	300	0	0	0	0.000	2
Oct 21, 2018	DUKE	3	1	0	3	333	9	24	375	0	0	0	0.000	0
Nov 16, 2018	at Boston College	1	1	0	1	0.000	4	15	267	0	0	0	0.000	1
Nov 16, 2018	at Syracuse	2	1	0	1	1,000	10	27	370	0	0	0	0.000	3
Totals			38	18	3	43	348	171	438	390	2	0	26	1,000

Sets played: 38  
Kills per set: 0.47  
Assists per set: 0.50

Service aces per set: 0.05  
Digs per set: 0.82  
Blocks per set: 0.42

Points per set: 0.74



## 2018 NCAA STATS

Statistic	National Rank	Conference Rank	Value	National Leader	Value	Conference Leader	Value
Aces Per Set (334 ranked)	141	5	1.31	Denver	1.99	Miami (FL)	1.52
Assists Per Set (334 ranked)	156	11	11.83	Fla. Atlantic	14.55	Pittsburgh	13.78
Blocks Per Set (334 ranked)	191	13	1.96	Stanford	3.40	Syracuse	3.08
Digs Per Set (334 ranked)	283	9	13.46	Northern Ky.	19.83	Notre Dame	16.25
Hitting Percentage (334 ranked)	152	11	0.204	Texas	0.310	Pittsburgh	0.291
Kills Per Set (334 ranked)	157	11	12.67	Fla. Atlantic	15.32	Pittsburgh	14.50
Match W-L Pctg. (334 ranked)	185	12	0.467	Stanford	0.971	Pittsburgh	0.938
Opp Hitting Percentage (334 ranked)	252	11	0.221	BYU	0.143	Notre Dame	0.164
Team Assists (334 ranked)	192	10	1,278	Tulane	1,869	Clemson	1,617
Team Attacks Per Set (334 ranked)	281	9	33.57	Northern Ky.	41.28	Notre Dame	37.90
Team Digs (334 ranked)	278	11	1,454	Valparaiso	2,613	Georgia Tech	1,819
Team Kills (334 ranked)	187	10	1,368	Tulane	1,952	Clemson	1,717
Team Service Aces (334 ranked)	161	7	141	UNLV	251	Pittsburgh Louisville	163 163
Team Total Attacks (334 ranked)	261	11	3,626	Valparaiso	5,697	Georgia Tech	4,285
Team Total Blocks (334 ranked)	198	14	212.0	Stanford	412.0	Syracuse	332.5

Statistic	Player	National Rank	Conference Rank	Value	National Leader	Value	Conference Leader	Value
Aces Per Set (149 ranked)	Ester Talamazzi	144	4	0.32	Mariena Hayden, UNLV	0.90	Haley Templeton, Miami (FL)	0.39
Assists Per Set (150 ranked)	Rhegan Mitchell	135	8	9.13	Ivone Martinez, Fla. Atlantic	12.51	Wilma Rivera, Louisville	11.16
Attacks Per Set (150 ranked)					Lindsey Ruddins, UC Santa Barbara	14.52	Jemma Yeadon, Notre Dame	11.15
Blocks Per Set (300 ranked)	Marisa Cerchio	140	11	1.08	Tami Alade, Stanford	1.87	Taryn Knuth, Florida St.	1.72
Digs Per Set (150 ranked)					Kallie Seimet, Bowling Green	6.74	Ryann DeJarld, Notre Dame	5.02
Hitting Percentage (150 ranked)					Santita Ebangwese, Syracuse	0.425	Santita Ebangwese, Syracuse	0.425
Kills Per Set (150 ranked)	Kaity Smith	126	8	3.51	Jordan Thompson, Cincinnati	6.27	Payton Caffrey, Florida St.	4.37
Kills SG Highs (0 ranked)								
Points (150 ranked)					Jordan Thompson, Cincinnati	909.0	Payton Caffrey, Florida St.	536.5
Points Per Set (150 ranked)	Kaity Smith	142	8	3.88	Jordan Thompson, Cincinnati	6.89	Payton Caffrey, Florida St.	4.92
Service Aces (137 ranked)					Mariena Hayden, UNLV	114	Molly Sauer, Louisville	45
Total Assists (150 ranked)	Rhegan Mitchell	140	7	940	Brittany Anderson, Valparaiso	1,539	Gabby Easton, Clemson	1,397
Total Attacks (150 ranked)					Jordan Thompson, Cincinnati	1,807	Mariana Brambilla, Georgia Tech	1,250
Total Blocks (192 ranked)	Marisa Cerchio	139	8	117	Tami Alade, Stanford	200	Taryn Knuth, Florida St.	188
Total Digs (294 ranked)	Carol Raffety	210	5	421	Kallie Seimet, Bowling Green	768	Ryann DeJarld, Notre Dame	532
Total Kills (148 ranked)					Jordan Thompson, Cincinnati	827	Payton Caffrey, Florida St.	476
Triple Doubles (21 ranked)					Andie Shelton, Duke	6	Andie Shelton, Duke	6



## LAST FOUR BOX SCORES



### Volleyball Box Score The Automated ScoreBook Virginia Tech vs Virginia (Nov 09, 2018 at Charlottesville, Va.)



#	Virginia Tech	Attack				Ast	Serve			Block				BH	Pts	
		S	K	E	TA		Pct	SA	SE	RE	Dig	BS	BA			BE
1	Kaity Smith	5	17	10	44	.159	0	0	3	3	9	0	1	0	0	-
4	Jaila Tolbert	5	16	5	39	.282	1	0	0	0	3	0	6	1	0	-
9	Rhegan Mitchell	5	2	0	6	.333	53	0	1	0	9	0	0	1	1	-
14	Ester Talamazzi	5	11	9	37	.054	1	1	1	1	10	0	0	0	0	-
19	Marisa Cerchio	5	8	2	22	.273	0	0	0	0	1	0	5	0	0	-
22	Kai Young	5	5	5	11	.000	0	0	0	0	1	2	2	1	0	-
5	Carol Raffety	5	0	0	0	.000	3	2	1	2	22	0	0	0	0	-
7	Tessa Wyner	4	3	1	14	.143	1	0	0	0	1	0	0	0	0	-
11	Sarah Jane Lynch	5	0	0	0	.000	0	0	2	0	2	0	0	0	0	-
20	Abby McKinzie	5	0	0	0	.000	1	1	0	0	8	0	0	0	0	-
Team																
Totals		5	62	32	173	.173	60	4	8	8	66	2	14	3	1	-

**Team Attack By Set**

Set	K	E	TA	Pct
1	16	3	32	.406
2	8	9	32	.031
3	12	3	31	.290
4	16	12	42	.095
5	10	5	36	.139

**SET SCORES**

Set	1	2	3	4	5	Team Records:
Virginia Tech (2)	25	16	25	23	14	14-13, 5-10 ACC
Virginia (3)	22	25	23	25	16	8-17, 4-11 ACC

TOTAL TEAM BLOCKS: 9.0

#	Virginia	Attack				Ast	Serve			Block				BH	Pts	
		S	K	E	TA		Pct	SA	SE	RE	Dig	BS	BA			BE
2	Alex Spencer	5	2	4	15	.133	2	3	3	3	22	1	2	0	0	-
6	Megan Wilson	5	0	0	0	.000	28	0	0	0	2	0	0	1	1	-
8	Chino Anukwuem	5	10	2	19	.421	0	0	1	0	1	0	9	1	0	-
11	Milla Ciprian	5	8	3	16	.312	0	0	0	0	1	0	8	2	0	-
19	Grace Turner	5	14	11	45	.067	0	1	2	0	7	0	5	0	0	-
21	Sarah Billiard	5	15	0	33	.455	1	0	0	0	2	1	7	0	0	-
3	Kelsey Miller	5	0	0	0	.000	4	0	2	1	20	0	0	0	0	-
4	Christine Jarman	1	0	0	0	.000	0	0	0	0	0	0	0	0	0	-
7	Jelena Novakovic	5	13	5	34	.235	0	2	1	0	2	1	3	0	0	-
16	Jennifer Winesholt	5	0	0	0	.000	21	1	2	0	7	0	0	0	0	-
22	Kristen Leland	5	0	0	0	.000	2	1	0	0	1	0	0	0	0	-
Totals		5	62	25	162	.228	58	8	11	4	65	3	34	4	1	-

**Team Attack By Set**

Set	K	E	TA	Pct
1	16	4	34	.353
2	10	3	30	.233
3	13	9	35	.114
4	12	5	32	.219
5	11	4	31	.226

Site: Charlottesville, Va. (Memorial Gymnasium)  
Date: Nov 09, 2018 Attend: 1089 Time: 2:22  
Referees: Kim Wishum, Michael Denardo

TOTAL TEAM BLOCKS: 20.0



### Volleyball Box Score The Automated ScoreBook Virginia Tech vs Boston College (Nov 16, 2018 at Chestnut Hill, Mass.)



#	Virginia Tech	Attack				Ast	Serve			Block				BH	Pts	
		S	K	E	TA		Pct	SA	SE	RE	Dig	BS	BA			BE
1	Kaity Smith	5	21	8	52	.250	1	0	2	2	12	0	1	0	0	-
4	Jaila Tolbert	5	22	8	46	.304	0	0	0	1	3	0	1	0	0	-
7	Tessa Wyner	3	1	1	9	.000	0	0	0	0	1	0	1	0	0	-
9	Rhegan Mitchell	5	0	3	8	-.375	58	0	0	0	10	0	1	0	1	-
19	Marisa Cerchio	5	11	5	26	.231	1	0	0	0	2	1	5	0	0	-
22	Kai Young	2	0	1	2	-.500	0	0	0	0	0	0	1	2	0	-
5	Carol Raffety	5	0	0	0	.000	0	3	1	0	20	0	0	0	0	-
6	Angel Robinson	1	0	2	3	-.667	0	0	0	0	0	0	0	0	0	-
11	Sarah Jane Lynch	5	0	0	0	.000	0	1	1	0	2	0	0	0	0	-
13	Peyton Yelich	4	0	0	0	.000	0	0	0	0	3	1	3	0	0	-
14	Ester Talamazzi	5	11	6	36	.139	0	0	1	1	17	0	5	0	0	-
20	Abby McKinzie	5	0	0	0	.000	1	0	1	1	10	0	0	0	0	-
23	Talyn Jackson	1	1	0	1	1.000	4	0	0	0	1	0	0	0	1	-
Totals		5	67	34	184	.179	65	4	6	5	81	2	18	2	2	-

**Team Attack By Set**

Set	K	E	TA	Pct
1	17	10	41	.171
2	5	7	25	-.080
3	19	6	43	.302
4	18	6	51	.235
5	8	5	24	.125

**SET SCORES**

Set	1	2	3	4	5	Team Records:
Virginia Tech (2)	21	12	28	26	14	14-14, 5-11 ACC
Boston College (3)	25	25	26	24	16	14-14, 4-12 ACC

TOTAL TEAM BLOCKS: 11.0

#	Boston College	Attack				Ast	Serve			Block				BH	Pts	
		S	K	E	TA		Pct	SA	SE	RE	Dig	BS	BA			BE
1	DEJARLD, JANE	5	0	0	1	.000	35	1	0	0	11	0	0	0	2	-
4	WEST, SOPHIE	5	9	0	12	.750	1	0	0	0	0	0	1	0	0	-
6	GOSS, MCKENNA	5	19	4	44	.341	1	0	1	0	4	0	5	0	0	-
8	NAUGHTON, CLARE	5	13	2	35	.314	3	1	0	2	13	0	1	1	0	-
11	BALIDO, CAT	5	6	8	39	-.051	1	0	0	0	7	0	2	1	0	-
13	CHUKWUJEWKU, AMAKA	5	13	3	26	.385	0	0	2	1	1	0	10	0	0	-
3	OEMCKE, CAMILLE	5	0	0	0	.000	15	0	2	0	4	0	0	0	1	-
7	FUHRMANN, MAKENZIE	5	7	1	16	.375	0	0	0	0	0	0	3	0	0	-
9	STROCKIS, JILL	5	0	0	0	.000	3	3	1	0	19	0	0	0	0	-
15	CANULLI, NATALIE	4	0	0	0	.000	0	0	0	0	1	0	0	0	0	-
18	MORRISON, MAKENZIE	5	0	0	2	.000	1	0	1	1	12	0	0	0	0	-
19	MCKNIGHT, MADISON	1	0	0	0	.000	0	0	0	0	0	0	0	0	0	-
Totals		5	67	18	175	.280	60	5	7	4	72	0	22	2	3	-

**Team Attack By Set**

Set	K	E	TA	Pct
1	13	3	31	.323
2	13	3	24	.417
3	18	5	42	.310
4	13	2	53	.208

Site: Chestnut Hill, Mass. (Power Gym)  
Date: Nov 16, 2018 Attend: 321 Time: 2:22  
Referees:  
Line judges: Thanh Mai, Ted Tracy

TOTAL TEAM BLOCKS: 11.0



### Volleyball Box Score The Automated ScoreBook Virginia Tech vs Syracuse (11/18/2018 at Syracuse, N.Y.)



#	Virginia Tech	Attack				Ast	Serve			Block				BH	Pts	
		S	K	E	TA		Pct	SA	SE	RE	Dig	BS	BA			BE
1	Kaity Smith	3	10	4	27	.222	0	0	1	4	8	0	0	0	0	-
4	Jaila Tolbert	3	6	10	26	.154	0	1	1	0	1	0	2	0	0	-
6	Angel Robinson	3	8	0	13	.615	0	0	0	0	0	0	2	0	0	-
9	Rhegan Mitchell	2	0	0	4	.000	18	0	0	0	2	0	1	0	0	-
13	Peyton Yelich	3	4	2	9	.222	0	0	0	0	0	0	2	0	0	-
19	Marisa Cerchio	3	3	3	11	.000	0	0	0	0	0	0	0	0	0	-
5	Carol Raffety	3	0	0	0	.000	4	0	1	1	11	0	0	0	0	-
7	Tessa Wyner	2	0	0	0	.000	0	0	0	0	2	0	0	0	0	-
11	Sarah Jane Lynch	3	0	0	0	.000	0	0	0	0	1	0	0	0	0	-
14	Ester Talamazzi	3	6	5	22	.045	1	1	1	1	5	0	0	0	0	-
20	Abby McKinzie	3	0	0	0	.000	2	0	0	1	4	0	0	0	0	-
23	Talyn Jackson	2	1	0	1	1.000	0	0	0	0	3	0	1	0	0	-
Totals		3	38	24	113	.124	35	2	4	7	37	0	8	0	0	-

**Team Attack By Set**

Set	K	E	TA	Pct
1	12	10	40	.050
2	14	9	44	.114
3	12	5	29	.241

**SET SCORES**

Set	1	2	3	Team Records:
Virginia Tech (0)	19	18	16	14-15 (5-12 ACC)
Syracuse (3)	25	25	25	17-7 (13-3 ACC)

TOTAL TEAM BLOCKS: 4.0

#	Syracuse	Attack				Ast	Serve			Block				BH	Pts	
		S	K	E	TA		Pct	SA	SE	RE	Dig	BS	BA			BE
2	Dana Valelly	1	0	0	0	.000	5	0	0	0	0	0	0	0	0	-
7	Ella Saada	3	11	2	20	.450	0	3	0	2	10	0	0	0	0	-
9	Christina Oyawale	3	0	1	3	-.333	0	0	0	0	0	0	1	0	0	-
11	Polina Shernanova	3	11	4	29	.241	0	0	0	0	6	0	4	0	0	-
12	Amber Witherspoon	3	8	0	13	.615	0	0	0	1	1	5	2	0	0	-
19	Santita Ebanwese	3	7	1	13	.462	0	2	0	0	1	0	4	0	0	-
3	Anastasiya Gorelina	1	0	1	2	-.500	0	0	0	0	0</					

**2018 OVERALL SEASON STATS**



**The Automated ScoreBook**  
Virginia Tech Combined Team Statistics (as of Dec 04, 2018)  
**All matches**



<b>RECORD:</b>	<b>OVERALL</b>	<b>HOME</b>	<b>AWAY</b>	<b>NEUTRAL</b>
ALL GAMES	14-16	8-5	3-9	3-2
CONFERENCE	5-13	4-5	1-8	0-0
NON-CONFERENCE	9-3	4-0	2-1	3-2

#	Player	sp	Attack				Set		Serve			Dig			Blocking					points		
			k	k/s	e	ta	pct	a	a/s	sa	se	sa/s	re	dig	dig/s	bs	ba	total	blk/s		be	bhe
1	Kaity Smith	107	376	3.51	180	989	.198	17	0.16	25	60	0.23	39	258	2.41	1	26	27	0.25	2	0	415.0
4	Jaila Tolbert	108	348	3.22	136	758	.280	5	0.05	1	3	0.01	1	44	0.41	4	75	79	0.73	3	0	390.5
14	Ester Talamazzi	106	245	2.31	148	822	.118	24	0.23	34	38	0.32	27	282	2.66	2	30	32	0.30	7	1	296.0
19	Marisa Cerchio	108	211	1.95	75	516	.264	3	0.03	12	17	0.11	1	16	0.15	17	100	117	1.08	2	0	290.0
22	Kai Young	71	72	1.01	39	185	.178	2	0.03	0	0	0.00	1	8	0.11	2	54	56	0.79	21	0	101.0
9	Rhegan Mitchell	103	35	0.34	12	120	.192	940	9.13	9	14	0.09	0	176	1.71	1	35	36	0.35	8	16	62.5
6	Angel Robinson	46	46	1.00	26	119	.168	0	0.00	1	2	0.02	1	2	0.04	1	24	25	0.54	2	0	60.0
23	Talyn Jackson	38	18	0.47	3	43	.349	171	4.50	2	0	0.05	0	31	0.82	0	16	16	0.42	4	6	28.0
5	Carol Raffety	107	2	0.02	1	8	.125	91	0.85	25	25	0.23	30	421	3.93	0	0	0	0.00	0	1	27.0
10	Kylie Thomas	88	0	0.00	0	0	.000	18	0.20	17	15	0.19	13	127	1.44	0	0	0	0.00	0	1	17.0
7	Tessa Wyner	23	9	0.39	8	52	.019	2	0.09	0	2	0.00	2	14	0.61	0	1	1	0.04	0	0	9.5
13	Peyton Yelich	8	6	0.75	2	13	.308	0	0.00	0	0	0.00	0	3	0.38	1	5	6	0.75	1	0	9.5
20	Abby McKinzie	57	0	0.00	0	0	.000	5	0.09	9	6	0.16	4	51	0.89	0	0	0	0.00	0	0	9.0
11	Sarah Jane Lynch	65	0	0.00	0	1	.000	0	0.00	6	9	0.09	0	21	0.32	0	0	0	0.00	0	0	6.0
	TEAM	-	-	-	-	-	-	-	-	-	-	-	15	-	-	-	-	-	-	-	-	-
	VIRGINIA TECH	108	1368	12.67	630	3626	.204	1278	11.83	141	191	1.31	134	1454	13.46	29	366	212.0	1.96	50	25	1721.0
	Opponents	108	1313	12.16	536	3513	.221	1239	11.47	134	210	1.24	142	1396	12.93	28	442	249.0	2.31	39	39	1696.0

Team Statistics	VT	OPP	Date	Opponent	Score	Score by set	Att.
ATTACK			Aug 24	vs USC Upstate	w 3-0	25-14,25-18,25-15	1411
Kills	1368	1313	Aug 25	vs Presbyterian	w 3-0	25-22,25-11,25-21	1411
Errors	630	536	Aug 25	at Charlotte	w 3-2	15-25,24-26,25-19,25-19,15-9	1411
Total Attacks	3626	3513	Aug 31	WILLIAM & MARY	w 3-0	25-14,25-6,25-20	329
Attack Pct	.204	.221	Aug 31	CAMPBELL	w 3-0	25-18,25-19,25-12	842
Kills/Set	12.7	12.2	Sep 01	ROBERT MORRIS	w 3-1	22-25,25-21,25-16,25-15	515
SET			Sep 07	vs IUPUI	w 3-1	25-21,25-11,22-25,25-13	259
Assists	1278	1239	Sep 07	at Ohio	w 3-1	24-26,25-21,25-21,25-16	860
Attempts	3611	3560	Sep 08	vs Samford	L 0-3	18-25,20-25,16-25	405
Assist Pct	.354	.348	Sep 11	VCU	w 3-0	25-16,25-18,25-21	818
Assists/Set	11.8	11.5	Sep 15	vs #18 Baylor	L 0-3	26-28,18-25,16-25	126
SERVE			Sep 16	at UTSA	L 1-3	14-25,25-20,21-25,23-25	563
Aces	141	134	*Sep 21	#9 PITT	L 0-3	16-25,18-25,20-25	672
Errors	191	210	*Sep 23	VIRGINIA	w 3-0	25-20,25-21,25-20	839
Attempts	2335	2315	*Sep 28	NORTH CAROLINA	w 3-0	25-15,25-19,25-23	827
Serve Pct	.918	.909	*Sep 30	NC STATE	L 1-3	25-21,24-26,19-25,23-25	536
Aces/Set	1.3	1.2	*Oct 05	at Georgia Tech	w 3-0	25-23,25-22,25-15	786
SERVE RECEPTIONS			*Oct 07	at Clemson	L 0-3	18-25,13-25,22-25	1132
Errors	134	142	*Oct 12	at #22 Louisville	L 0-3	17-25,18-25,20-25	968
Errors/Set	1.2	1.3	*Oct 14	at Notre Dame	L 0-3	14-25,14-25,20-25	924
Attempts	2104	2143	*Oct 19	WAKE FOREST	w 3-2	25-21,19-25,25-23,28-30,15-9	556
Reception Pct	.936	.934	*Oct 21	DUKE	L 2-3	25-20,25-19,23-25,23-25,14-16	702
DEFENSE			*Oct 26	at Miami	L 0-3	13-25,14-25,16-25	265
Digs	1454	1396	*Oct 28	at Florida State	L 0-3	20-25,17-25,23-25	776
Digs/Set	13.5	12.9	*Nov 02	SYRACUSE	L 1-3	16-25,25-23,20-25,10-25	903
BLOCKING			*Nov 04	BOSTON COLLEGE	w 3-0	25-20,25-18,25-21	791
Block Solo	29	28	*Nov 09	at Virginia	L 2-3	25-22,16-25,25-23,23-25,14-16	1089
Block Assist	366	442	*Nov 16	at Boston College	L 2-3	21-25,12-25,28-26,26-24,14-16	321
Total Blocks	212.0	249.0	*Nov 18	at Syracuse	L 0-3	19-25,18-25,16-25	320
Blocks/Set	2.0	2.3	*Nov 21	CLEMSON	L 2-3	21-25,19-25,25-18,25-21,14-16	703
Block Errors	50	39					
Ball handling errors	25	39					

Record in 3-set matches: 9-9



## 2018 CONFERENCE SEASON STATS



### The Automated ScoreBook Virginia Tech Combined Team Statistics (as of Dec 04, 2018) Conference matches



RECORD:	OVERALL	HOME	AWAY	NEUTRAL
ALL GAMES	5-13	4-5	1-8	0-0
CONFERENCE	5-13	4-5	1-8	0-0
NON-CONFERENCE	0-0	0-0	0-0	0-0

#	Player	sp	Attack				Set		Serve			Dig			Blocking					points			
			k	k/s	e	ta	pct	a	a/s	sa	se	sa/s	re	dig	dig/s	bs	ba	total	blk/s		be	bhe	
4	Jaila Tolbert	66	220	3.33	97	504	.244	4	0.06	1	3	0.02	1	20	0.30	3	42	45	0.68	3	0	245.0	
1	Kaity Smith	65	224	3.45	119	630	.167	9	0.14	9	33	0.14	32	156	2.40	1	15	16	0.25	2	0	241.5	
14	Ester Talamazzi	64	143	2.23	100	498	.086	11	0.17	17	24	0.27	16	166	2.59	2	13	15	0.23	3	1	168.5	
19	Marisa Cerchio	66	110	1.67	52	290	.200	2	0.03	2	4	0.03	0	7	0.11	9	56	65	0.98	1	0	149.0	
6	Angel Robinson	33	39	1.18	22	95	.179	0	0.00	0	1	0.00	1	2	0.06	1	17	18	0.55	2	0	48.5	
22	Kai Young	35	26	0.74	16	72	.139	1	0.03	0	0	0.00	0	4	0.11	2	23	25	0.71	16	0	39.5	
9	Rhegan Mitchell	65	21	0.32	10	85	.129	622	9.57	4	9	0.06	0	104	1.60	0	24	24	0.37	6	10	37.0	
5	Carol Raffety	65	1	0.02	1	2	.000	41	0.63	18	16	0.28	18	268	4.12	0	0	0	0.00	0	0	19.0	
7	Tessa Wyner	18	9	0.50	6	46	.065	1	0.06	0	2	0.00	0	11	0.61	0	1	1	0.06	0	0	9.5	
10	Kylie Thomas	46	0	0.00	0	0	.000	6	0.13	9	7	0.20	9	58	1.26	0	0	0	0.00	0	0	9.0	
23	Talyn Jackson	14	5	0.36	0	14	.357	52	3.71	0	0	0.00	0	11	0.79	0	6	6	0.43	1	3	8.0	
13	Peyton Yelich	7	4	0.57	2	9	.222	0	0.00	0	0	0.00	0	3	0.43	1	5	6	0.86	0	0	7.5	
11	Sarah Jane Lynch	64	0	0.00	0	1	.000	0	0.00	6	9	0.09	0	21	0.33	0	0	0	0.00	0	0	6.0	
20	Abby McKinzie	30	0	0.00	0	0	.000	4	0.13	3	4	0.10	3	38	1.27	0	0	0	0.00	0	0	3.0	
TEAM		-	-	-	-	-	-	-	-	-	-	-	12	-	-	-	-	-	-	-	-	-	-
VIRGINIA TECH		66	802	12.15	425	2246	.168	753	11.41	69	112	1.05	92	869	13.17	19	202	120.0	1.82	34	14	991.0	
Opponents		66	842	12.76	305	2140	.251	798	12.09	92	133	1.39	69	868	13.15	17	328	181.0	2.74	19	31	1115.0	

Team Statistics	VT	OPP	Date	Opponent	Score	Score by set	Att.	
<b>ATTACK</b>								
Kills	802	842	*Sep 21	#9 PITT	L 0-3	16-25,18-25,20-25	672	
Errors	425	305	*Sep 23	VIRGINIA	w 3-0	25-20,25-21,25-20	839	
Total Attacks	2246	2140	*Sep 28	NORTH CAROLINA	w 3-0	25-15,25-19,25-23	827	
Attack Pct	.168	.251	*Sep 30	NC STATE	L 1-3	25-21,24-26,19-25,23-25	536	
Kills/Set	12.2	12.8	*Oct 05	at Georgia Tech	w 3-0	25-23,25-22,25-15	786	
<b>SET</b>								
Assists	753	798	*Oct 07	at Clemson	L 0-3	18-25,13-25,22-25	1132	
Attempts	2232	2167	*Oct 12	at #22 Louisville	L 0-3	17-25,18-25,20-25	968	
Assist Pct	.337	.368	*Oct 14	at Notre Dame	L 0-3	14-25,14-25,20-25	924	
Assists/Set	11.4	12.1	*Oct 19	WAKE FOREST	w 3-2	25-21,19-25,25-23,28-30,15-9	556	
<b>SERVE</b>								
Aces	69	92	*Oct 21	DUKE	L 2-3	25-20,25-19,23-25,23-25,14-16	702	
Errors	112	133	*Oct 26	at Miami	L 0-3	13-25,14-25,16-25	265	
Attempts	1370	1489	*Oct 28	at Florida State	L 0-3	20-25,17-25,23-25	776	
Serve Pct	.918	.911	*Nov 02	SYRACUSE	L 1-3	16-25,25-23,20-25,10-25	903	
Aces/Set	1.0	1.4	*Nov 04	BOSTON COLLEGE	w 3-0	25-20,25-18,25-21	791	
<b>SERVE RECEPTIONS</b>								
Errors	92	69	*Nov 09	at Virginia	L 2-3	25-22,16-25,25-23,23-25,14-16	1089	
Errors/Set	1.4	1.0	*Nov 16	at Boston College	L 2-3	21-25,12-25,28-26,26-24,14-16	321	
Attempts	1356	1257	*Nov 18	at Syracuse	L 0-3	19-25,18-25,16-25	320	
Reception Pct	.932	.945	*Nov 21	CLEMSON	L 2-3	21-25,19-25,25-18,25-21,14-16	703	
<b>DEFENSE</b>								
Digs	869	868						
Digs/Set	13.2	13.2						
<b>BLOCKING</b>								
Block Solo	19	17						
Block Assist	202	328						
Total Blocks	120.0	181.0						
Blocks/Set	1.8	2.7						
Block Errors	34	19						

Record in 3-set matches: 4-7  
Record in 4-set matches: 0-2  
Record in 5-set matches: 1-4





**1**  
Kaity SMITH  
OH | 6-1 | So.  
Florence, Ky.



**2**  
Anabel ZIER  
MB/RS | 6-2 | Fr.  
Blacksburg, Va.  
(ZEER)



**3**  
Cera POWELL  
OH | 6-0 | Fr.  
Pittsboro, N.C.  
(SEER-uh)



**4**  
Logan MOSLEY  
L/DS | 5-6 | Fr.  
Apex, N.C.



**5**  
Carol RAFFETY  
L/DS | 5-11 | Sr.  
Novato, Calif.



**6**  
Angel ROBINSON  
MB | 6-0 | So.  
Norman, Okla.



**7**  
Tessa WYNER  
OH | 5-11 | So.  
Charleston, W.Va.




**10**  
Kylie THOMAS  
L/DS | 5-7 | Jr.  
Sterling, Va.



**11**  
Sarah Jane LYNCH  
S | 6-2 | So.  
Roswell, Ga.



**14**  
Ester TALAMAZZI  
OH | 6-0 | Sr.  
Campo Ligure, Genoa, Italy  
(Tal-uh-MAHT-zee)



**16**  
Jennifer WILLIAMS  
OH | 6-1 | r-Fr.  
Staunton, Va.



**17**  
Rachel TAM  
L/DS | 5-4 | Fr.  
Basking Ridge, N.J.



**19**  
Marisa CERCHIO  
MB/RS | 6-3 | Jr.  
Cincinnati, Ohio  
(SIR-ko)



**20**  
Abby McKINZIE  
L/DS | 5-9 | Sr.  
East Leroy, Mich.



**22**  
Kai YOUNG  
MB | 5-11 | Jr.  
Charlotte, N.C.



**23**  
Talyn JACKSON  
S | 5-11 | So.  
Gardnerville, Nev.  
(TAL-Lynn)



Jill WILSON  
Head Coach  
LSU, 2001




John WASIELEWSKI  
Associate Head Coach  
Penn State, 1990  
(Was-uh-LEW-ski)




Thomas AMBERG  
Assistant Coach  
UCLA, 2012



Leah JOSEPH  
Director of Operations  
Georgia Southern, 2016



Lauren REICHARD  
Volunteer Assistant Coach  
Georgia Southern, 2019  
(REE-kerd)



Kayla RESCO  
Head Manager

