

LONGEST ACTIVE BOWL STREAK - 26 STRAIGHT • LONGEST ACTIVE RIVALRY STREAK - 15 STRAIGHT VS. UVA • 11 CONFERENCE TITLES - 4 ACC TITLES • HOME OF THE #LPD - 857.0 SACKS & 381 INTS LEAD FBS SINCE 1996

GAME 2

VIRGINIA TECH (0-1, 0-1 ACC) vs. OLD DOMINION (1-0, 0-0 C-USA)

SEPT. 7 • 12 PM • BLACKSBURG, VA. • LANE STADIUM (65,632) • ESPN

Justin Fuente.....	Coach	Bobby Wilder
Murray State (1999).....	Alma Mater	Maine (1987)
25-16 (4th Season).....	Record at School	77-45 (11th Season)
51-39 (8th Season).....	Overall Record	77-45 (11th Season)
1-1.....	Record vs. Opponent	1-1
1-1.....	Record vs. Coach	1-1

SERIES INFO

Games Played	2
Series	Series tied, 1-1
Series Began	Sept. 23, 2017
Home	1-0
Away	0-1
Neutral	0-0
Under Fuente	1-1
Last Meeting	ODU 49, VT 35; 9/22/18 @ ODU

TECH OPENS HOME SLATE VS. ODU

- Virginia Tech begins a seven-game home schedule at Lane Stadium with in-state opponent Old Dominion (9/7).
- The Hokies are coming off a 35-28 loss at Boston College (8/31), while ODU registered a 24-21 win vs. Norfolk State (8/31).
- Tech posted a 38-0 win vs. ODU (9/23/17) in the initial meeting between the two squads. ODU won last season's contest in Norfolk by a 49-35 margin (9/22/18).
- VT is 3-0 in home openers under Justin Fuente.
- Despite limiting Boston College RB A.J. Dillon to 81 rushing yards last week and holding BC to zero net yards in the third quarter, Tech couldn't overcome five turnovers.
- VT is home again next week vs. Furman (9/10), while ODU continues its tour of the Commonwealth at UVA (9/10). Tech's contest vs. Furman will be televised by ACC Network.

SEASON FOUR UNDER JUSTIN FUENTE SET

- Justin Fuente is in his fourth season at the helm of the Hokies in 2019. He owns a 25-16 record at Tech.
- Clemson (42-3) and Miami (26-14) are the only ACC teams to register more overall wins since Fuente's arrival in Blacksburg in 2016.
- Over the past three seasons only Clemson's Dabo Swinney (22) owns more ACC regular season wins than Fuente (15).
- Fuente's 25 wins in his initial three seasons with the Hokies are the most accumulated by any Tech head coach.
- No other active ACC head coach can top Fuente's 25 wins in his first three seasons at an ACC school.

KEY SCORING STATS ON HOKIES, MONARCHS

- The Hokies have won 24 straight contests when holding foes to 21 points or fewer dating back to 2015.
- Dating back to ODU's last visit to Lane Stadium in 2017, the Monarchs are 1-8 when scoring 21 points or fewer, including six straight losses.
- Tech is 17-3 when scoring 30+ points under Fuente.
- Dating back to the 2017 season ODU is 4-12 when allowing 30+ points, including a 2-7 mark on the road.
- Virginia Tech owns a 22-1 mark under Fuente when leading at halftime.

FOSTER LEADS #LPD FOR ONE FINAL SEASON

- The 2019 season will mark the final season for Bud Foster coaching Tech's vaunted Lunch Pail Defense.
- The longest actively tenured FBS assistant coach at the same school, Foster came to Blacksburg as part of Frank Beamer's inaugural staff in 1987.
- Like Beamer, Foster will continue to serve as an ambassador for Tech Athletics after his coaching tenure concludes following the 2019 campaign.

TECH'S TOP DEFENDERS ARE BACK IN 2019!

- Foster returns his top five tacklers from 2018. Those five players accounted for 46.2% of the team's tackles last season (376 of 814).

Player	Total	Solo	Asst.
1. LB Rayshard Ashby	105	57	48
2. S Reggie Floyd	88	56	32
3. DB Kahlil Ladler	66	40	26
4. LB Dax Hollifield	62	27	35
5. S Divine Deablo	55	35	20

- S Reggie Floyd ranked second on the squad with 88 total tackles (56 solo) and 9.5 TFL in 2018.
- LB Rayshard Ashby led all ACC underclassmen with 105 total tackles (57 solo), a mark that ties as the best total by a returning player in the league. Ashby tied for second on Tech with 9.5 TFL.
- Ashby led Tech with 13 total tackles and 3.5 TFL at BC (8/31).

2018 ACC LEADERS - TOTAL TACKLES

Tackles	Player	School
107	LB Ryan Guthrie	Syracuse
105	LB Rayshard Ashby	Virginia Tech
105	LB Cole Holcomb	UNC
105	LB Justin Strnad	Wake Forest

PLAYMAKERS APLENTY ON OFFENSE

- TE James Mitchell and WRs Kaleb Smith and Tayvion Robinson got their first career TD catches last week. Robinson led Tech with six catches for 72 yards at Boston College (8/31).
- After catching 10 passes for 209 yards with two TDs in the season's first seven games, Turner registered 16 catches for 326 yards and two TDs in his final five contests of 2018. He caught a career-best five passes for 49 yards at Boston College (8/31).
- WR Hezekiah Grimsley tied a career high with six catches and registered a career-high 98 receiving yards at BC (8/31).
- Former walk-on WR Kaleb Smith caught four passes for 62 yards with an 11-yard touchdown at Boston College (8/31) in his first appearance in a Virginia Tech uniform.
- QB Ryan Willis threw for 344 yards and four TDs at BC (8/31). Those four TD passes tied a career high, while his 344 passes yards were the second-best tally of his career (348 at TCU, 10/8/16).

TECH RANKS SECOND IN ACC VICTORIES

- Since Virginia Tech joined the ACC in 2004, only Clemson has accumulated more overall victories than the Hokies, who are one of only five ACC squads to amass 100 or more victories over that span.

ACC VICTORY LEADERS, 2004-PRESENT

Team	Record	Pct.	ACC Titles
Clemson	151-51	.748	5
Virginia Tech	138-63	.687	4
Florida State	137-61	.692	4
Miami	115-76	.602	0
Georgia Tech	113-82	.579	0

- Since Virginia Tech (84-37) joined the ACC in 2004, only Clemson (89-32) owns more wins in regular season conference games than the Hokies.

WELCOME TO #SACKSBURG

- Since Bud Foster took over sole duties as Tech's defensive coordinator in 1996, no FBS program in the nation has accumulated more sacks than The #LPD.

FBS SACK LEADERS, 1996-PRESENT

Team	Sacks	Yards
Virginia Tech	857.0	5,845
Florida State	849.0	5,537
USC	839.0	5,535
Clemson	825.0	5,603
Ohio State	819.0	5,526

THE REAL #DBU

- Dating back to the start of the 1996 season, Virginia Tech, Ohio State and Florida State are the only three schools in the nation to amass 800.0 or more sacks AND 350 or more INTs.
- Only Florida (50) boasts more INT return TDs since the start of the 1996 than Virginia Tech (47) & Ohio State (47).

FBS INT LEADERS, 1996-PRESENT

Team	INTs	Yards	TDs
Virginia Tech	381	5,586	47
Ohio State	380	5,341	47
Florida	377	5,886	50
Oregon	367	5,023	41
Boise State	362	5,155	44

TECH'S RETURNING LETTERWINNERS (39)

OFFENSE (15) DEFENSE (21) SPECIALISTS (3)

RETURNING STARTERS (14)

- 2018 starts in parentheses (min. 6 starts).

OFFENSE (5) - T Christian Darrisaw (12), WR Damon Hazelton (9), C Zachariah Hoyt (9), TE Dalton Keene (13), QB Ryan Willis (10).

DEFENSE (9) - LB Rayshard Ashby (11), DE Emmanuel Belmar (10), S Divine Deablo (11), CB Caleb Farley (12), S Reggie Floyd (13), DT Jarrod Hewitt (10), LB Dax Hollifield (6), DB Kahlil Ladler (11), LB Dylan Rivers (7).

RETURNING SPECIALISTS (3) - P Oscar Bradburn, K Brian Johnson, LS Oscar Shadley

THE 757 PLAYS HERE!

- The 757 area code is home to locales such as Norfolk, Virginia Beach and the Hampton Roads. The area has also produced a litany of legendary Hokies.

NO. 1 OVERALL DRAFT PICKS - 757 VT ALUMS

Bruce Smith Norfolk Booker T. Washington HS
 No. 1 Overall (Buffalo - 1985)
 Pro Football Hall of Fame (2009) - NFL Career Sack Leader (200.0)

Mike Vick Newport News Warwick HS

No. 1 Overall (Atlanta - 2001)
 NFL Career Leader - Rushing Yds by a QB (6,109)

OTHER NOTABLE 757 NFL HOKIES

QB Tyrod Taylor (active - San Diego) S Kam Chancellor, S DeAngelo Hall, TE Bucky Hodges, LB Xavier Adibi, LB James Anderson, DE Darryl Tapp, CB Roynell Whitaker

FUENTE SUPERLATIVES

Justin Fuente	2019	At Tech	Career
in home openers	0-0	3-0	5-2
at home	0-0	13-6	28-16
in the state of Virginia	0-0	14-7	14-7
vs. C-USA	0-0	2-1	6-5
leading at halftime	0-0	22-1	42-5

INSIDE THE SERIES: VIRGINIA TECH VS. OLD DOMINION

- This will be the third-ever meeting between Virginia Tech and Old Dominion with the series tied at 1-1.
- The Monarchs are 1-8 all-time vs. ACC programs.
- The Hokies are 19-7 all-time against opponents in the current configuration of Conference USA.

PREVIOUS MEETINGS

Date	Ranked VT/Opp	Location	Score
9/22/18	13/NR	Norfolk, Va.	L, 49-35
9/23/17	13/NR	Blacksburg, Va.	W, 38-0

CONNECTIONS: VIRGINIA TECH-OLD DOMINION

- Tight ends/run game coordinator Bryan Stinespring was a longtime assistant under Frank Beamer at Virginia Tech, serving a variety of positions for 26 seasons from 1990 to 2015.
- In his time with Tech, the program won seven conference championships and advanced to 23 consecutive bowl games. The Hokies earned invitations to eight BCS bowl games, including the national championship game in 1999.
- Virginia Tech running backs coach Zohn Burden was an assistant under head coach Bobby Wilder at Old Dominion from 2012-14 when he was the passing game coordinator and wide receivers coach.
- Burden is also a Virginia Beach native who graduated from Salem High School.
- Virginia Tech executive associate AD and football administrator John Ballein, who worked on Frank Beamer's coaching staff from 1989-15, earned his Master's degree from ODU in 1987 and also taught and coached at Woodrow Wilson HS and Western Branch HS in the 757.
- ODU Athletic Director Dr. Camden Wood Selig has a son that attends Virginia Tech and is in the Corps of Cadets.
- Old Dominion will be going up against 14 Hokies who came from their own backyard in the Tidewater region of the Commonwealth: Keshon Artis (Chesapeake), Jaevon Becton (Virginia Beach), Luke Bussel (Chesapeake), Armani Chatman (Virginia Beach), Daniel Griffith (Chesapeake), Hezekiah Grimsley (Williamsburg), Devon Hunter (Chesapeake), Deshawn McCleave (Chesapeake), Nashun Overton (Suffolk), Phil Patterson (Virginia Beach), John Ransom (Chesapeake), Tayvion Robinson (Virginia Beach), Jovonn Quillen (Hampton), CJ Scott (Virginia Beach), Nigel Simmons (Newport News).
- The Hokies have a long history of recruiting the 757, having produced greats such as Bruce Smith (Norfolk), Michael Vick (Newport News), DeAngelo Hall (Chesapeake), Kam Chancellor (Norfolk), Tyrod Taylor (Hampton), Bryan Randall (Williamsburg), Darryl Tapp (Chesapeake) and Xavier Adibi (Hampton).

WHAT'S INSIDE

- Head Coach Justin Fuente - Page 3
- Bud Foster & the Lunch Pail Defense - Page 4
- BeamerBall by the Numbers - Page 7
- Depth Chart - Page 9
- Hokies in the NFL - Page 15
- Last Meeting - Page 16
- Position Notes- Page 17
- 2018 Statistics - Page 24
- 2018 Game Recaps - Page 37

BROADCAST INFORMATION

Television ESPNU
 Play-by-Play Mike Couzens
 Analyst Kirk Morrison
Local Radio . . . Virginia Tech Sports Properties
 Play-by-Play Jon Laaser
 Analyst Mike Burnop
 Sideline Wes McElroy
 Flagship 105.3 FM
 Digital Hokie Sports & TuneIn
 (VT feed; free on downloaded apps)

2019 SCHEDULE

DATE	OPP.	TIME	TV
Aug. 31	at Boston College*	L 38-25	ACCN
Sept. 7	Old Dominion	12 PM	ESPNU
Sept. 14	Furman	12 PM	ACCN
Sept. 27	Duke*	7 PM	ESPN
Oct. 5	at Miami*	TBA	TBA
Oct. 12	Rhode Island	TBA	TBA
Oct. 19	North Carolina*	TBA	TBA
Nov. 2	at Notre Dame	TBA	NBC
Nov. 9	Wake Forest*	TBA	TBA
Nov. 16	at Georgia Tech*	TBA	TBA
Nov. 23	Pitt*	TBA	TBA
Nov. 29	Virginia* (Fri.)	TBA	TBA

*ACC Games

2019 ACC STANDINGS

COASTAL	Conf.	Overall
Virginia	1-0	1-0
North Carolina	0-0	1-0
Virginia Tech	0-1	0-1
Miami	0-0	0-1
Pitt	0-1	0-1
Georgia Tech	0-1	0-1
Duke	0-0	0-1

ATLANTIC	Conf.	Overall
Clemson	1-0	1-0
Boston College	1-0	1-0
Wake Forest	0-0	1-0
NC State	0-0	1-0
Syracuse	0-0	1-0
Florida State	0-0	0-1
Louisville	0-0	0-0

Justin Fuente

HEAD COACH - 4TH SEASON



THE FUENTE FILE

Coaching Experience: 19th season, 4th at Virginia Tech
Head Coach: 8th season, 4th at Virginia Tech
Record at Tech: 25-16
Record at Memphis: 26-23
Overall Record: 51-39
Hometown: Tulsa, Oklahoma
High School: Union (1995)
College: Murray State (1999)
Playing Exp: Oklahoma (1996-97)
 Murray State (1998-99)
Family: Wife – Jenny
 Daughters – Cecilia, Caroline and Charlotte

COACHING HISTORY

Year	School	Position
2016-19	Virginia Tech	Head Coach
2012-15	Memphis	Head Coach
2009-11	TCU	Co-Offensive Coordinator/ Quarterbacks
2007-08	TCU	Running Backs
2004-06	Illinois State	Offensive Coordinator/ Quarterbacks
2001-03	Illinois State	Quarterbacks

BOWL GAMES/ PLAYOFFS COACHED (11)

2018	Military	Virginia Tech
2017	Camping World	Virginia Tech
2016	Belk	Virginia Tech
2015	Birmingham*	Memphis
2014	Miami Beach	Memphis
2011	Poinsettia*	TCU
2010	Rose	TCU
2009	Fiesta	TCU
2008	Poinsettia	TCU
2007	Texas	TCU
2006	FCS Playoffs	Illinois St.

*Joined new team prior to bowl game

MOST COACHING WINS AT VT

• THROUGH FIRST THREE SEASONS

Coach	Wins	Seasons
1. Justin Fuente	25	2016-18
2. B.C. Cubbage	21	1921-23
3. Charles Bernier	18	1917-19
Jimmy Sharpe	18	1974-76
5. Henry B. Redd	17	1932-34
Branch Bocock	17	1909-10, 1912
A.F. Gustafson	17	1926-28

2016 ACC COACH OF THE YEAR

- The consensus 2016 ACC Coach of the Year, Fuente was also named the top first-year FBS head coach in the nation by the Football Writers Association of America, sharing that honor with USC's Clay Helton.
- Tech finished the 2016 season ranked No. 16 in both the AP Poll and the Coaches Poll, marking the highest final mark for the Hokies since 2010 (No. 16 AP, No. 15 Coaches).
- Virginia Tech, Penn State, Colorado, West Virginia and Western Michigan all finished in the AP Top 25 after getting zero votes in the AP Preseason Poll.
- Tech's 10 wins were the team's most since 2011 and the most ever by a first-year Virginia Tech head coach, surpassing the previous mark of nine wins by C.P. Miles in 1905.

- Fuente was named Virginia Tech's head coach on Nov. 29, 2015 after orchestrating a dramatic resurrection of the football fortunes at the University of Memphis.
- The Hokies enter their fourth season under Fuente in 2019, who has compiled a 25-16 record in Blacksburg, the most wins by any Tech coach in his first three seasons.
- No other active ACC head coach can top Fuente's 25 wins in his first three seasons at an ACC school. The next-closest coach is Pitt's Pat Narduzzi (21).
- Since Fuente arrived in Blacksburg in 2016, the only ACC schools with more wins are Clemson (41) and Miami (26).
- Tech extended its streak of consecutive bowl appearances to 26 straight seasons in 2018 under Fuente, the longest active streak in the nation and third-longest streak all-time in NCAA history.
- The Hokies have won 15 consecutive Commonwealth Cup games over Virginia, giving Tech the longest active winning streak of any in-state FBS rivalry played annually.
- Tech's 15-game winning streak against Virginia ranks as the nation's third-longest active winning streak in a series pitting a pair of Power Five foes. Ohio State and Michigan both own 23 consecutive victories against Indiana.
- The Hokies have finished in the Top 25 twice in Fuente's three seasons at the helm in Blacksburg.
- Tech finished the 2016 season ranked No. 16 in both the AP Poll and the Coaches Poll and concluded the 2017 season at No. 24 in the AP Top 25 and No. 25 in the Coaches Poll.
- The Hokies own a 17-3 mark under Fuente when scoring 30+ points and are 22-1 when leading at halftime.
- Fuente's reputation for exemplary work with the offense and quarterbacks was once again on display in 2018. Despite utilizing a third different primary starting QB for a third straight season, the Hokies threw 29 TD passes, just two shy of the single-season school record of 31 set in his debut campaign in Blacksburg in 2016.
- The Hokies have produced the top three passing seasons in school history since Fuente and offensive coordinator Brad Cornelsen arrived at Tech - 2016 (261.4 ypg), 2018 (253.8 ypg) and 2017 (239.5 ypg).
- Despite not entering the starting lineup until the season's third contest in 2018, QB Ryan Willis threw 24 TDs, a mark that tied as the second-best in school history.




- Tech's traditionally stout Lunch Pail Defense has also lived up to its reputation under Fuente and defensive coordinator Bud Foster. The Hokies have won 24 straight contests when holding foes to 21 points or fewer, including a 20-0 since Fuente's arrival in 2016.
- The #LPD finished the 2017 season fourth in the FBS in scoring defense (14.8 ppg) and posted an FBS-best three shutouts, while only Michigan (26.1%) held foes to a lower third-down conversion rate than VT (25.2).
- Virginia Tech has continued its special teams success under Fuente and special teams coordinator, James Shibest. The Hokies blocked a pair of punts that were recovered for TDs in 2018. Tech also ranked sixth among FBS squads in 2018, permitting 350 combined punt and kickoff return yards.

Bud Foster & The Lunch Pail Defense

• On August 1, defensive coordinator Bud Foster announced that his 33rd season at Virginia Tech and his 24th campaign as defensive coordinator would be his last. Following the season he will continue to work as an ambassador for Virginia Tech Athletics, similar to Frank Beamer.

• “Virginia Tech has been home for 33 years and I’m grateful to continue doing what I love for one more season,” Foster said. “I’ll always be indebted to Coach Beamer for bringing me to Blacksburg back in 1987. Coach Fuente has been phenomenal to work with and I can’t thank him enough for the way he has embraced our defensive philosophy and the many traditions of Virginia Tech football. It’s been a great ride and it’s not over yet. I’ve been blessed to work with so many outstanding individuals and have enjoyed the privilege of coaching some of the best players to ever wear a Hokies’ uniform.”




THE FOSTER FILE

Experience: 39th season/33rd at Virginia Tech
Hometown: Nokomis, Ill.
High School: Nokomis (1977)
College: Murray State (1981)
Playing Exp: Murray State (1977-80)

COACHING HISTORY

Year	School	Position
2016-19	Virginia Tech	Assoc. HC/DC/LBs
1996-15	Virginia Tech	Def. Coord./Inside LBs
1995	Virginia Tech	Co-Defensive Coordinator/ Inside Linebackers
1994	Virginia Tech	Inside Linebackers/ Special Teams
1993	Virginia Tech	Linebackers/Special Teams
1988-92	Virginia Tech	Outside Linebackers
1987	Virginia Tech	Inside Linebackers
1986	Murray State	Linebackers/Special Teams
1983-85	Murray State	Outside Linebackers
1981-82	Murray State	Graduate Assistant



SHUTOUTS DURING THE FOSTER ERA (34)

Date	Score	Opponent	Date	Score	Opponent
9/23/89	23-0	Temple	9/28/02	30-0	at Western Michigan
11/4/89	18-0	Vanderbilt	9/6/03	43-0	James Madison
10/7/95	14-0	at Navy	9/11/04	63-0	Western Michigan
10/28/95	27-0	at West Virginia	10/16/04	62-0	Florida A&M
10/12/96	38-0	Temple	9/10/05	45-0	at Duke
9/27/97	50-0	Arkansas State	9/17/05	45-0	Ohio
11/1/97	37-0	UAB	9/2/06	38-0	Northeastern
9/12/98	37-0	at Clemson	9/16/06	36-0	Duke
10/8/98	17-0	at Boston College	11/11/06	23-0	Kent State
10/24/98	41-0	at UAB	11/25/06	17-0	Virginia
9/4/99	47-0	James Madison	9/25/10	19-0	at Boston College
10/16/99	62-0	Syracuse	11/26/11	38-0	at Virginia
9/16/00	49-0	Rutgers	9/22/12	37-0	Bowling Green
9/8/01	31-0	Western Michigan	9/17/16	49-0	Boston College
9/22/01	50-0	at Rutgers	9/9/17	27-0	Delaware
10/6/01	35-0	at West Virginia	9/23/17	38-0	Old Dominion
11/10/01	35-0	at Temple	11/24/17	10-0	at Virginia

Virginia Tech's 28-10 win over Texas in the 1995 Sugar Bowl propelled the program to new heights. Foster, then co-defensive coordinator with Rod Sharpless, helped lead a defense that held the Longhorns to 226 yards of total offense.



Foster won the 2006 Broyles Award, given annually to the top assistant coach in the country, and was a finalist on three other occasions (1999, 2001, 2005).

HOKIES AMONG FBS DEFENSIVE LEADERS

1996 – PRESENT

Rank	Category	No.
1st	Sacks	857.0
1st	Sack Yards	-5,845
1st	Interceptions	381
1st	Third-Down Pct.	31.6
1st	Completion Pct.	50.9
2nd	INT Pct.	4.3
T-2nd	INT Return TDs	47
4th	Passer Rating	108.8
T-2nd	Takeaways	616
3rd	Scoring	18.1
3rd	TD/INT Ratio	0.82
4th	Total Defense	312.0 ypg
3rd	Pass Defense	191.0 ypg
7th	Rush Defense	121.0 ypg

LUNCH PAIL DEFENSE

BY THE NUMBERS UNDER FOSTER

- 100-1 when holding foes to 10 points or fewer since 1996
- 71 defensive TDs since 1996
- 50 different Hokies have scored defensive TDs
- 45 players selected in NFL Draft
- 43 games with three or more INTs
- 34 shutouts since 1987
- 11 players drafted in first or second rounds
- 3 players earned Super Bowl rings – LB Cornell Brown, S Pierson Prioleau, S Kam Chancellor
- 4 Pro Bowlers – S Kam Chancellor, CB Brandon Flowers, CB Kyle Fuller and CB DeAngelo Hall



LUNCH PAIL DEFENSE = TOUCHDOWNS

1987 - PRESENT

93 Total TDs scored by the defense

- 60 pass interceptions
last Greg Stroman (24 yds) at Georgia Tech (11/11/17)
- 31 fumble returns
last Ricky Walker (12 yds) vs. North Carolina (10/21/17)
- 2 fumble recoveries
last Carl Bradley (in End Zone) at Rutgers (8/30/97)
- 11 total safeties by the defense
last vs. East Carolina (9/24/16)

FBS SHUTOUT LEADERS

2000 – PRESENT

1. Alabama	27
2. Virginia Tech	22
3. Ohio State	15
TCU	15
LSU	15
6. Boise State	13
Oklahoma	13
8. Florida State	12
USC	12
Texas	12
Michigan	12
Penn State	12





The History of the Lunch Pail

- The famed Virginia Tech Lunch Pail has come to symbolize the blue-collar approach of the Hokies' defense under longtime defensive coordinate Bud Foster.
- In 1995, Foster served as co-defensive coordinator with Rod Sharpless, whose mother-in-law found the original Lunch Pail in Mercerville, New Jersey. The pail once belonged to a coal miner and after a record-setting defensive season, the Lunch Pail became an iconic part of Hokies' lore.
- The Pail travels wherever the Hokies go and its care is only entrusted to a defensive leader.
- Before the start of every season, a signed mission statement from the defense is placed in The Pail. Then every week, unit goals, team goals and keys to success are placed in The Pail, plus the turf from any road victories.
- Since 2007, The Pail has also contained the names of the 32 fallen Hokies taken in the April 16 tragedy.
- Darryl Tapp is the only player who has ever earned lifetime possession of an incarnation of The Pail from Foster.



NFL HOKIES MENTORED BY FOSTER

- Virginia Tech has had 45 defensive players selected in the NFL Draft during Bud Foster's tenure.
- 21 defensive backs have been taken in the Draft since 1997, including Foster's four Pro Bowlers: Kam Chancellor, Brandon Flowers, Kyle Fuller and DeAngelo Hall.
- Since 1996, when Foster became sole defensive coordinator, Tech has had 11 players drafted in the first and second rounds:



- S Torrian Gray – Minnesota (D2-19)
- DT John Engelberger – San Francisco (D2-04)
- CB Ike Charlton – Seattle (D2-21)
- CB DeAngelo Hall – Atlanta (D1-04)
- DB Jimmy Williams – Atlanta (D2-05)
- DE Darryl Tapp – Seattle (D2-31)
- DB Brandon Flowers – Kansas City (D2-04)
- DE Jason Worilds – Pittsburgh (D2-20)
- CB Kyle Fuller – Chicago (D1-14)
- LB Tremaine Edmunds – Buffalo (D1-16)
- S Terrell Edmunds – Pittsburgh (D1-28)



BUD & CHARLEY BACK FOR ONE MORE SEASON

▪ Virginia Tech's Bud Foster and defensive line coach Charley Wiles are two of the longest tenured active FBS assistants that have served in consecutive years at the same institution.


LONGEST TENURED FBS ASSISTANTS

1. ***Bud Foster (1987), Virginia Tech**
2. Odell Haggins (1994), Florida State
3. **Charley Wiles (1996), Virginia Tech**
 - Andy Hill (1996), Missouri
 - Dale Pehrson (1996), Navy



* *BeamerBall By The Numbers*

- Even though the namesake is no longer the big whistle in Blacksburg, Virginia Tech's BeamerBall philosophy has not waned under fourth-year head coach Justin Fuente.
- There have been 150 non-offensive touchdowns and 145 blocked kicks by Virginia Tech since Frank Beamer's first season as head coach in 1987.
- Under Fuente, the Hokies have scored 10 non-offensive touchdowns – three punt return touchdowns, two fumble return touchdowns, two interception return touchdowns, two blocked punt return touchdowns and one blocked field goal return touchdown.
- The Hokies have blocked more kicks over the last three seasons under Fuente (12) than the previous five seasons combined (9).



THE 25 JERSEY

- Head coach Justin Fuente and the Hokies pay homage to Frank Beamer and Virginia Tech's legacy of excellence on special teams by selecting a special teams player of the week who will wear No. 25.
- With Coach Beamer's blessing, his retired No. 25 was worn by a player who exemplified the role special teams played during Virginia Tech's rise to national prominence.

2019 NO. 25 GAME BY GAME

Opponent	Honoree
at Boston College.....	Tyree Rodgers
at Old Dominion	
Furman	
Duke	
at Miami	
Rhode Island	
North Carolina.....	
at Notre Dame.....	
Wake Forest	
at Georgia Tech	
Pitt	
Virginia.....	

* Noun

1. The foundational coaching philosophy of legendary Virginia Tech head coach Frank Beamer; the belief that scoring points is a team effort that can be done in all three phases of the game – offense, defense and special teams.

NON-OFFENSIVE TOUCHDOWNS SINCE 1987

- 1987:** Jon Jeffries, 92-yd. kickoff return vs. Clemson; Don Stokes, recovered blocked punt in end zone vs. Syracuse; Randy Cockrell, 90-yd. interception return vs. Navy.
- 1988:** Don Stokes, recovered blocked punt in end zone vs. Southern Miss; Jock Jones, recovered blocked punt in end zone vs. West Virginia; Roger Brown, 55-yd. interception return vs. South Carolina; Leslie Bailey, 19-yd. interception return vs. South Carolina.
- 1989:** Marcus Mickel, 90-yd. kickoff return vs. Clemson; Jock Jones, 55-yd. interception return vs. Tulane; Roger Brown, 55-yd. interception return vs. North Carolina State.
- 1990:** The '90 season marked the first and only season to date during Beamer's tenure that Tech failed to score at least one TD on either defense or special teams.
- 1991:** P.J. Preston, recovered fumble in end zone vs. Oklahoma; Ken Landrum, 18-yd. blocked punt return vs. Cincinnati; Kirk Alexander, 95-yd. interception return vs. Cincinnati.
- 1992:** Tyrone Drakeford, 40-yd. interception return vs. East Carolina; Tony Kennedy, 91-yd. kickoff return vs. Louisville; Ken Brown, 18-yd. interception return vs. Rutgers.
- 1993:** William Ferrell, 7-yd. blocked punt return vs. Rutgers; DeWayne Knight, 23-yd. fumble return vs. Syracuse; Jeff Holland, 8-yd. fumble return vs. Virginia; Lawrence Lewis, 20-yd. fumble return vs. Indiana; Antonio Banks, 80-yd. blocked field goal return vs. Indiana.
- 1994:** Torrian Gray, 66-yd. interception return vs. Boston College; Stacy Henley, 25-yd. blocked punt return vs. Temple; Lawrence Lewis, 60-yd. fumble return vs. East Carolina; Antonio Freeman, 80-yd. punt return vs. Pittsburgh.
- 1995:** Jermaine Holmes, recovered blocked punt in end zone vs. Akron; Hank Coleman, 51-yd. fumble return vs. Rutgers; Myron Newsome, 71-yd. interception return vs. Rutgers; Larry Green, 37-yd. interception return vs. West Virginia; Jim Baron, 46-yd. fumble return vs. Temple; J.C. Price, 19-yd. interception return vs. Temple; Antonio Banks, 65-yd. interception return vs. Virginia; Bryan Still, 60-yd. punt return vs. Texas; Jim Baron, 20-yd. fumble return vs. Texas.
- 1996:** Cornelius White, 60-yd. blocked punt return vs. Syracuse; Keion Carpenter, 100-yd. interception return vs. Miami.
- 1997:** Carl Bradley, recovered fumble in end zone vs. Rutgers; Pierson Prioleau, 43-yd. fumble return vs. Rutgers; Lorenzo Ferguson, 84-yd. interception return vs. Arkansas St.; Anthony Midget, 22-yd. fumble return vs. Pittsburgh.
- 1998:** Keion Carpenter, 16-yd. interception return vs. Pittsburgh; Pierson Prioleau, 85-yd. interception return vs. Boston College; Marcus Gildersleeve, recovered blocked punt in end zone vs. UAB; Ricky Hall, 17-yd. blocked punt return vs. West Virginia; Ricky Hall, recovered blocked punt in end zone vs. Syracuse; Loren Johnson, 78-yd. fumble return vs. Syracuse; Ike Charlton, 26-yd. interception return vs. Rutgers; Jamel Smith, 98-yd. interception return vs. Rutgers; Anthony Midget, 27-yd. interception return vs. Alabama.
- 1999:** Ike Charlton, 34-yd. interception return vs. Clemson; Corey Moore, 32-yd. fumble return vs. Clemson; Cory Bird, 26-yd. fumble return vs. Syracuse; Phillip Summers, 43-yd. interception return vs. Syracuse; Tee Butler, recovered fumble by punter in end zone vs. Syracuse; Ricky Hall, 64-yd. punt return vs. Miami; Ike Charlton, 51-yd. fumble return vs. Miami; Larry Austin, 31-yd. interception return vs. Temple.
- 2000:** Willie Pile, 11-yd. interception return vs. Akron; Cory Bird, 9-yd. blocked punt return vs. East Carolina; André Davis, 87-yd. punt return vs. East Carolina; André Davis, 71-yd. punt return vs. Boston College; André Davis, 76-yd. punt return vs. WVU; Nathaniel Adibi, 36-yd. fumble return vs. UCF.
- 2001:** Channing Reed, 8-yd. fumble return vs. Rutgers; Kevin McCadam, 69-yd. interception return vs. UCF; André Davis, 55-yd. punt return vs. UCF; Jim Davis (de), 27 yd. interception return vs. West Virginia; Kevin McCadam, 9-yd. fumble return vs. Boston College; Ronyell Whitaker, 71-yd. blocked field goal return vs. Pittsburgh; Brandon Manning, 22-yd. blocked punt return vs. Miami.
- 2002:** DeAngelo Hall, 69-yd. punt return vs. Arkansas State; DeAngelo Hall, 49-yd. interception return vs. Arkansas State; Jason Lallis, 59-yd. fumble return vs. Arkansas State; Alex Markogiannakis, 25-yd. fumble return vs. Western Michigan; DeAngelo Hall, 51-yd. punt return vs. Rutgers; Darryl Tapp, 11-yd. blocked punt return vs. Virginia; Willie Pile, 96-yd. interception return vs. Miami.
- 2003:** Jason Lallis, 45-yd. interception return vs. UCF; Eric Green, 84-yd. interception return vs. UConn; Mike Imoh, 91-yd. kickoff return vs. UConn; Chris Clifton, 16-yd. blocked punt return vs. UConn; Jimmy Williams, 55-yd. interception return vs. Rutgers; DeAngelo Hall, 58-yd. punt return vs. Syracuse; DeAngelo Hall, 60-yd. punt return vs. Syracuse; Vincent Fuller, 50-yd. fumble return vs. WVU; DeAngelo Hall, 28-yd. fumble return vs. Miami; Eric Green, 51-yd. interception return vs. Miami; DeAngelo Hall, 52-yd. punt return vs. Cal.
- 2004:** Jason Lallis, 28-yd. fumble return vs. Western Michigan; Brandon Flowers, 38-yd. interception return vs. Western Michigan; Vincent Fuller, 74-yd. blocked field goal return vs. West Virginia; Bl. Warren, 46-yd. interception return vs. Florida A&M; Roland Minor, 64-yd. interception return vs. Georgia Tech; Jimmy Williams, 34-yd. interception return vs. Maryland.
- 2005:** Roland Minor, 23-yd. interception return vs. Duke; D.J. Parker, 78-yd. blocked field goal return vs. Georgia Tech; Xavier Adibi, 25-yd. interception return vs. Georgia Tech; Chris Ellis, 29-yd. interception return vs. Georgia Tech; Vince Hall, 15-yd. fumble return vs. Marshall; Vince Hall, 13-yd. interception return vs. Boston College; James Anderson, 39-yd. interception return vs. Louisville.
- 2006:** Brenden Hill, 69-yd. interception return vs. North Carolina; Eddie Royal, 58-yd. punt return vs. Duke; Victor "Macho" Harris, 72-yd. interception return vs. Cincinnati;

Noland Burchette, 15-yd. fumble return vs. Kent State; Xavier Adibi, 35-yd. fumble return vs. Wake Forest.

2007: Victor "Macho" Harris, 17-yd. interception return vs. East Carolina; Brandon Flowers, 49-yd. interception return vs. William & Mary; Eddie Royal, 60-yd. punt return vs. William & Mary; D.J. Parker, 32-yd. interception return vs. Clemson; Eddie Royal, 82-yd. punt return vs. Clemson; Victor "Macho" Harris, 100-yd. kickoff return vs. Clemson; Chris Ellis, 5-yd. interception return vs. Florida State; Xavier Adibi, 40-yd. interception return vs. Boston College; Justin Harper, 84-yd. punt return vs. Kansas.

2008: Stephan Virgil, 30-yd. fumble return vs. East Carolina; Brett Warren, 36-yd. interception return vs. Boston College; Victor "Macho" Harris, 55-yd. interception return vs. Boston College; Victor "Macho" Harris, 23-yd. interception return vs. Duke; Orion Martin, 17-yd. fumble return vs. Boston College.

2009: Dyrell Roberts, 98-yd. kickoff return vs. Alabama; Jayron Hosley, 64-yd. punt return vs. Marshall; Matt Reidy, 1-yd. blocked punt return vs. Miami; Rashad Carmichael 22-yd. interception return vs. Boston College.

2010: Rashad Carmichael, 68-yd. interception return vs. East Carolina; David Wilson, 92-yd. kickoff return vs. NC State; Jayron Hosley, 80-yd. punt return vs. Central Michigan; David Wilson, 90-yd. kickoff return vs. Georgia Tech; Jeron Gouveia-Winslow, 24-yd. interception return vs. Florida State.

2011: Kyle Fuller, recovered blocked punt in end zone vs. Appalachian State.

2012: Kyshoen Jarrett, 94-yd. punt return vs. Pittsburgh; Demitri Knowles, 93-yd. kickoff return vs. North Carolina.

2013: Detrick Bonner, 37-yd. interception return vs. Western Carolina; Derek Di Nardo 11-yd. blocked punt return vs. Marshall.

2014: Donovan Riley, 63-yd. interception return vs. Ohio State; Andrew Motuapuaka 11-yd. fumble return on kickoff vs. Western Michigan; Kendall Fuller, 47-yd. interception return vs. North Carolina; Bucky Hodges recovered blocked punt in end zone vs. Virginia; Greg Stroman, 12-yd. fumble return vs. Cincinnati.

2015: Andrew Motuapuaka 18-yd. interception return vs. Furman; Chuck Clark 20-yd. fumble return vs. Purdue; Anthony Shegog 15-yd blocked punt return vs. Purdue; Andrew Motuapuaka 34-yd. fumble return vs. Boston College.

2016: Johnathan Galante and Terrell Edmunds, special teams safety vs. Liberty; Ken Ekanem and Tremaine Edmunds, defensive safety vs. East Carolina; Greg Stroman 87-yd. punt return vs. East Carolina; Adonis Alexander 75-yd. blocked FG return at Duke; Andrew Motuapuaka 70-yd. fumble return vs. Virginia.

2017: Greg Stroman 61-yd. punt return vs. Delaware; Ricky Walker 12-yd. fumble return vs. North Carolina; Reggie Floyd 69-yd. interception return vs. North Carolina, Greg Stroman 91-yd. punt return vs. North Carolina; Greg Stroman 24-yd. INT return at Georgia Tech.

2018: Eric Kumah 3-yd. blocked punt return at Florida State; Jovonn Quillen 0-yd. blocked punt return vs. Virginia.

BLOCKED KICKS SINCE 1987

1987 (1 punt, 1 PAT, 1 FG)

Syracuse – punt* (Jimmy Whitten) L
East Carolina – PAT (na) L
Cincinnati – FG (Roger Brown) W

1988 (4 punts, 3 FGs)

at Clemson – punt (Jock Jones) L
at Southern Miss – punt* (Archie Hopkins) L
West Virginia – punt* (Archie Hopkins) L
at Cincinnati – punt+ (Jock Jones) W
at Louisville – FG (Jimmy Whitten) L
at Florida State – FG (Roger Brown);
FG+ (Roger Brown) L

1989 (1 punt, 1 FG)

Tulane – punt+ (Archie Hopkins) W
at NC State – FG (Jock Jones) W

1990 (2 punts, 4 PATs, 1 FG)

at East Carolina – PAT (John Rivers) W
South Carolina – PAT (John Rivers) L
at Florida State – punt+ (Scott Jones) L
West Virginia – FG+ (Bernard Basham) W
at Temple – punt (Archie Hopkins) L
NC State – PAT (Bernard Basham) W
Virginia – PAT (Bernard Basham) W

1991 (3 punts, 3 FGs)

James Madison – FG (Bernard Basham) W
at Oklahoma – FG (Bernard Basham) L
Cincinnati – punt+ (P.J. Preston);
punt* (Kirk Alexander) W
Louisville – FG (John Rivers) W
East Carolina – punt (Marcus McClung) L

1992 (5 PATs, 1 FG)

James Madison – PAT (John Rivers);
FG+ (Kirk Alexander) W
at East Carolina – PAT (Bernard Basham) L
West Virginia – PAT (David Wimmer) L
Miami – PAT (Bernard Basham) L
Virginia – PAT (David Wimmer) L

1993 (4 punts, 2 FGs)

at Miami – punt@ (Willie Wilkins) L
Maryland – FG (George DelRicco) W
Rutgers – punt* (Marcus McClung) W
Syracuse – punt+ (William Ferrell) W
at Virginia – punt# (Brandon Semones) W
vs. Indiana – FG* (Jeff Holland) W

1994 (2 punts, 2 FGs)

Arkansas St. – FG (Cornell Brown) W
Temple – punt* (William Ferrell) W
at Miami – punt# (Michael Williams) L
Rutgers – FG (Michael Williams) W

1995 (4 punts, 3 PATs, 1 FG)

BC – PAT (Waverly Jackson) L
Cincinnati – FG (Jim Baron);
PAT (Lawrence Lewis) L
Miami – punt# (Angelo Harrison) W
at Pittsburgh – punt+ (Angelo Harrison);
punt# (Angelo Harrison) W
Akron – punt* (Okesa Smith);
PAT (Lawrence Lewis) W

1996 (5 punts, 1 PAT)

at Akron – PAT (John Engelberger) W
at BC – punt+ (Keion Carpenter) W
at Syracuse – punt* (Cornelius White) L
Temple – punt (Keion Carpenter) W
SW Louisiana – punt (Michael Stuewe);
punt+ (Keion Carpenter) W

1997 (2 punts, 3 PATs, 2 FGs)

Arkansas St. – FG+ (Carl Bradley) W
at WVU – punt# (Phillip Summers) L
Miami – PAT (Carl Bradley) W
at Pittsburgh – PAT (Corey Moore);
PAT (John Engelberger) L
at Virginia – punt (Keion Carpenter);
FG (John Engelberger) L

1998 (8 punts, 2 PATs, 2 FGs)

East Carolina – FG+ (Corey Moore) W
at Miami – PAT (John Engelberger) W
Pittsburgh – FG (Corey Moore);
punt# (Larry Austin) W
at Boston College – punt (Keion Carpenter);
punt+ (André Davis) W
at UAB – punt* (Larry Austin) W
WVU – punt* (Marcus Gildersleeve);
PAT (John Engelberger) W
at Syracuse – punt* (Anthony Midgett) L
vs. Alabama – punt (Keion Carpenter);
punt+ (Corey Moore) W

1999 (1 punt, 1 PAT)

at Rutgers – PAT^ (Carl Bradley) W
at Pittsburgh – punt+ (André Davis) W

2000 (4 punts, 2 FGs, 2 PATs)

Akron – FG+ (Cory Bird) W
at East Carolina – punt* (Wayne Ward);
FG (Larry Austin) W
Rutgers – punt+ (Eric Green) W
Temple – punt+ (Wayne Ward) W
West Virginia – punt (Lee Suggs)
PAT (Lamar Cobb) W
Pittsburgh – PAT (David Pugh) W

2001 (5 punts, 2 FGs)

W. Michigan – punt+ (Wayne Ward) W
at Rutgers – punt@ (Eric Green) W
UCF – punt@ (Brandon Manning) W
at Pittsburgh – FG* (Lamar Cobb) L
at Virginia – punt (Wayne Ward) W
Miami – FG# (David Pugh);
punt* (Eric Green) L

2002 (5 punts, 2 FGs)

LSU – punt+ (Justin Hamilton);
punt@ (Jason Lallis) W
Marshall – FG+ (Team) W
at Western Michigan – FG (Jeff King) W
Pittsburgh – punt+ (Nathaniel Adibi) L
West Virginia – punt# (Ernest Wilford) L
Virginia – punt* (Justin Hamilton) W

2003 (1 punt, 3 FGs)

UConn – punt* (Nathaniel Adibi) W
at Rutgers – FG (Jeff King) W
Syracuse – FG (Vincent Fuller) W
Miami – FG (Eric Green) W

2004 (1 punt, 3 FGs)

W. Michigan – FG+ (Jim Davis);
punt+ (Darryl Tapp) W
West Virginia – FG* (Jim Davis) W
Virginia – FG (Jim Davis) W

2005 (2 FGs, 1 punt)

Georgia Tech – FG* (Jeff King) W
North Carolina – FG+ (Darryl Tapp);
punt+ (Macho Harris) W

2006 (3 punts, 2 FGs)

Northeastern – punt+ (Cary Wade);
FG (Kory Robertson) W
at North Carolina – punt+ (Josh Morgan) W
Cincinnati – punt@ (Josh Morgan) W
at Miami – FG (Duane Brown) W

2007 (2 punts, 1 FG, 1 PAT)

at Duke – punt+ (Stephan Virgil) W
at Virginia – punt# (Dawn Morgan) W
vs. Boston College (ACC) – FG (Duane Brown)
PAT^ (Duane Brown) W

2008 (2 PAT, 2 FGs, 1 punt)

vs. East Carolina – PAT^ (John Graves) L
Furman – FG (John Graves) W
Georgia Tech – PAT (John Graves) W
at Nebraska – punt@ (Stephan Virgil) W
at BC – FG# (Jason Worlds) L

2009 (1 punt)

Miami – punt* (Jacob Sykes) W

2010 (2 PAT, 1 punt)

vs. Boise State – punt (Dawn Morgan)
PAT (Andre Smith) L
vs. Stanford – PAT (Andre Smith) L

2011 (1 punt)

Appalachian State – punt* (Tony Gregory) W

2012 (1 punt)

Austin Peay – punt+ (Tony Gregory) W

2013 (1 punt, 1 FG)

Marshall – punt+ (Kyle Fuller)
FG (Derrick Hopkins) W

2014 (1 FG, 1 PAT, 1 punt)

at Pitt – FG+ (Dadi Nicolas) L
Miami – PAT (Dadi Nicolas) L
Virginia – punt* (C.J. Reavis) W

2015 (1 FG, 1 punt)

at Purdue – punt* (Terrell Edmunds) W
Pitt – FG (Vinny Mihota) L

2016 (2 FG, 2 punts)

ECU – FG+ (Tim Settle)
punt+ (Cam Phillips) W
at Syracuse – FG (Vinny Mihota) L
at Duke – punt* (Greg Stroman) W

2017 (1 FG, 5 punts)

at ECU – FG+ (Tim Settle) W
at Boston College – punt# (Khalil Ladler) W
UNC – punt# (Deon Newsome) W
Pitt – punt (Anthony Shegog) W
Pitt – punt (Jovonn Quillen) W
at Virginia – punt# (Jovonn Quillen) W

2018 (2 punts)

at FSU – punt* (Chris Cunningham) W
vs. UVA – punt* (Tré Turner) W

* - recovered or returned for TD;
+ - led to TD;
@ - led to safety;
- led to field goal;
^ - led to a two-point defensive extra point

NON-OFFENSIVE TD LEADERS

- DeAngelo Hall 7 (5 PR/1 FR/1 IR)
- Greg Stroman 6 (4 PR/1 FR/1 INT)
- Macho Harris 5 (4 IR/1 KOR)
- Andrew Motuapuaka 4 (1 IR/3 FR)
André Davis 4 (4 PR)
- Xavier Adibi 3 (2 IR/1 FR)
Ike Charlton 3 (2 IR/1 FR)
Ricky Hall 3 (1 PR/1 BPR/1 RBP)
Jason Lallis 3 (2 FR/1 IR)
Eddie Royal 3 (3 PR)

BLOCKED KICK LEADERS

- Bernard Basham 7 (3 FG/4 PAT)
- Keion Carpenter 6 (6 Punts)
- John Engelberger 5 (1 FG/4 PAT)
- Eric Green 4 (3 Punts/1 FG)
Archie Hopkins 4 (4 punts)
Corey Moore 4 (2 FG, PAT, punt)
John Rivers 4 (3 PAT, FG)
Wayne Ward 4 (4 punts)

SPECIAL TEAMS SCORES

- 1987 - PRESENT
- 61 Total TDs scored by special teams**
- **23 punt returns**
last Greg Stroman (91 yds) vs. North Carolina (10/21/17)
- **22 blocked punts**
last Jovonn Quillen (0 yds) vs. Virginia (11/23/18)
- **9 kickoff returns**
last Demitri Knowles (93 yds) at North Carolina (10/6/12)
- **5 blocked field goals**
last Adonis Alexander (75 yds) at Duke (11/5/16)
- **1 fumble recovery**
last Tee Butler (in End Zone) vs. Syracuse (10/16/99)
- **1 fumble return**
last Andrew Motuapuaka (on KO) vs. Western Michigan (9/27/14)
- **11 total safeties on special teams**
last vs. Liberty (9/3/16)

UNOFFICIAL DEPTH CHART (AS OF 9/2/19)

OFFENSE

Pos.	No.	Player	Yr., Ht., Wt., Hometown
WR	14	DAMON HAZELTON	r-Jr., 6-2, 215, Baltimore, Md.
	8	Phil Patterson	r-Jr., 6-2, 195, Virginia Beach, Va.
LT	77	CHRISTIAN DARRISAW	So., 6-5, 311, Upper Marlboro, Md.
	79	Tyrell Smith	r-Sr., 6-3, 308, North Brunswick, N.J.
LG	54	LECITUS SMITH	r-So., 6-3, 316, Fitzgerald, Ga.
	52	Austin Cannon	r-Jr., 6-2, 323, Mechanicsville, Va.
C	75	ZACHARIAH HOYT	r-Jr., 6-5, 305, Salem, Va.
	57	John Harris	r-Fr., 6-3, 303, Hoschtown, Ga.
RG	71	T.J. JACKSON	r-Jr., 6-6, 359, Cumberland, Va.
	74	Doug Nester	Fr., 6-6, 315, Huntington, W.V.
RT	60	SILAS DZANSI	r-So., 6-5, 325, Woodbridge, Va.
	95	Luke Tenuta	r-Fr., 6-7, 315, Crozet, Va.
OR	61	Bryan Hudson	Fr., 6-4, 315, Georgetown, Ky.
TE	29	DALTON KEENE	Jr., 6-4, 251, Littleton, Colo.
OR	82	JAMES MITCHELL	So., 6-3, 252, Big Stone Gap, Va.
	86	Nick Gallo	Fr., 6-4, 242, Richboro, Pa.
QB	5	RYAN WILLIS	r-Sr., 6-4, 220, Overland Park, Kan.
	2	Hendon Hooker	r-So., 6-4, 228, Greensboro, N.C.
RB	33	DESHAWN McCLEAVE	r-Jr., 5-9, 190, Chesapeake, Va.
	OR	13	JALEN HOLSTON
	35	Keshawn King	Fr., 5-11, 182, Orange Park, Fla.
WR	6	HEZEKIAH GRIMSLEY	Jr., 6-0, 185, Williamsburg, Va.
	83	Tayvion Robinson	Fr., 5-10, 186, Virginia Beach, Va.
WR	11	TRÉ TURNER	So., 6-2, 190, Greensboro, N.C.
	80	Kaleb Smith	r-Fr., 6-2, 207, Bumpass, Va.
	81	Darryle Simmons	r-Fr., 6-2, 212, Philadelphia, Pa.

DEFENSE

Pos.	No.	Player	Yr., Ht., Wt., Hometown
LDE	45	TYJUAN GARBUTT	r-So., 6-1, 238, Fredericksburg, Va.
	90	Jaevon Becton	r-Fr., 6-4, 255, Virginia Beach, Va.
	OR	41	Jaylen Griffin
DT	36	DASHAWN CRAWFORD	Jr., 6-0, 290, Bay Springs, Miss.
	98	Rob Porcher	r-So., 6-1, 275, Orlando, Fla.
OR	91	Josh Fuga	Fr., 6-2, 308, Woodbridge, Va.
NT	5	JARROD HEWITT	r-Jr., 6-1, 288, Venice, Fla.
	96	Norell Pollard	Fr., 6-0, 265, Apopka, Fla.
	OR	93	Mario Kendricks
RDE	8	EMMANUEL BELMAR	r-Jr., 6-2, 245, Suwanee, Ga.
	46	Eli Adams	r-Fr., 5-11, 240, Rock Hill, S.C.
MLB	23	RAYSHARD ASHBY	Jr., 5-10, 237, Chesterfield, Va.
	15	Keshon Artis	So., 6-0, 235, Chesapeake, Va.
	OR	44	Dylan Rivers
OLB	4	DAX HOLLIFIELD	So., 6-1, 232, Shelby, N.C.
	34	Alan Tisdale	r-Fr., 6-3, 220, Greensboro, N.C.
	OR	38	Amaré Barno
FS	17	DIVINE DEABLO	r-Jr., 6-3, 223, Winston-Salem, N.C.
	18	Tyree Rodgers	r-Jr., 6-1, 180, Camden, N.J.
ROVER	21	REGGIE FLOYD	Sr., 6-0, 222, Manassas, Va.
	7	Devon Hunter	r-So., 6-0, 227, Chesapeake, Va.
NICKEL	22	CHAMARRI CONNER	So., 6-0, 211, Jacksonville, Fla.
	9	Khalil Ladler	r-Jr., 5-11, 190, Stone Mountain, Ga.
LCB	28	JERMAINE WALLER	So., 6-1, 180, Washington, D.C.
	OR	26	JOVONN QUILLEN
RCB	3	CALEB FARLEY	r-So., 6-2, 207, Hickory, N.C.
	2	Jeremy Webb	r-Jr., 6-4, 205, East Mims, Fla.
	OR	27	Armani Chatman

SPECIALISTS

Pos.	No.	Player	Yr., Ht., Wt., Hometown
K	93	BRIAN JOHNSON	r-Jr., 6-1, 191, Washington, D.C.
	96	Parker Romo	Jr., 5-11, 170, Peachtree City, Ga.
P	91	OSCAR BRADBURN	Jr., 6-1, 221, Sydney, Australia
	96	Parker Romo	Jr., 5-11, 170, Peachtree City, Ga.
KO	93	BRIAN JOHNSON	r-Jr., 6-1, 191, Washington, D.C.
	96	Parker Romo	Jr., 5-11, 170, Peachtree City, Ga.
H	91	OSCAR BRADBURN	Jr., 6-1, 221, Sydney, Australia
	97	OSCAR SHADLEY	So., 6-0, 246, Naples, Fla.
	64	Sam DeLuke	r-Fr., 5-10, 223, Wake Forest, N.C.
KR	24	TERIUS WHEATLEY	r-So., 6-0, 190, Ann Arbor, Mich.
	OR	3	CALEB FARLEY
OR	83	TAYVION ROBINSON	Fr., 5-10, 186, Virginia Beach, Va.
	35	KESHAWN KING	Fr., 5-11, 182, Orange Park, Fla.
PR	6	HEZEKIAH GRIMSLEY	Jr., 6-0, 185, Williamsburg, Va.
	OR	83	TAYVION ROBINSON

2019 VIRGINIA TECH ROSTERS

ALPHABETICAL

NUMERICAL

No.	Name	Pos.	No.	Name	vl	Pos.	Ht.	Wt.	Cl.	Hometown	High School/Last School
46	Eli Adams	DL	1	Reggie Floyd	3	DB	6' 0"	222	Sr.	Manassas, Va.	Stonewall Jackson
92	Mark Applegate	K	2	Hendon Hooker	-	QB	6' 4"	228	r-So.	Greensboro, N.C.	Dudley
15	Keshon Artis	LB	2	Jeremy Webb	-	DB	6' 4"	205	r-Jr.	East Mims Fla.	Stevenson/ASA College
23	Rayshard Ashby	LB	3	Braxton Burmeister	-	QB	6' 1"	210	R-So.	La Jolla, Calif.	La Jolla Country Day/Oregon
97	Keondré Banks	WR	3	Caleb Farley	1	DB	6' 2"	207	r-So.	Maiden, N.C.	Maiden
38	Amaré Barno	LB	4	Dax Hollifield	1	LB	6' 1"	232	So.	Shelby, N.C.	Shelby
43	Cole Beck	RB	4	Quincy Patterson II	-	QB	6' 4"	245	r-Fr.	Chicago, Ill.	Solorio Academy
90	Jaevon Becton	DL	5	Jarrold Hewitt	2	DL	6' 1"	288	r-Jr.	Venice, Fla.	Venice
46	Malik Bell	RB	5	Ryan Willis	1	QB	6' 4"	220	r-Sr.	Overland Park, Kan.	Bishop Miege
8	Emmanuel Belmar	DL	6	Hezekiah Grimsley	2	WR	6' 0"	185	Jr.	Williamsburg, Va.	Lafayette
42	Cole Blaker	TE	6	Trevor Jackson	-	QB	6' 3"	187	Fr.	Leesburg, Va.	Riverside
88	Elijah Bowick	WR	7	Devon Hunter	1	DB	6' 0"	227	r-So.	Chesapeake, Va.	Indian River
34	Tink Boyd	WR	8	Emmanuel Belmar	2	DL	6' 2"	245	r-Jr.	Suwanee, Ga.	Collins Hill
91	Oscar Bradburn	P	8	Phil Patterson	2	WR	6' 2"	195	r-Jr.	Virginia Beach, Va.	Bayside
90	Sam Brooks	TE	9	Khalil Ladler	2	DB	5' 11"	190	r-Jr.	Stone Mountain, Ga.	IMG Academy
53	Aiden Brown	DL	9	Luke Busse	-	QB	6' 1"	210	Fr.	Chesapeake, Va.	Greenbrier Christian/Fork Union
3	Braxton Burmeister	QB	11	Tré Turner	1	WR	6' 2"	190	So.	Greensboro, N.C.	Northwest Guilford
9	Luke Busse	QB	12	Knox Kadum	-	QB	6' 3"	185	Fr.	Rome, Ga.	Rome
52	Austin Cannon	OL	12	Nadir Thompson	-	DB	5' 10"	188	r-Fr.	Rocky Mount, N.C.	Southern Nash
27	Armani Chatman	DB	13	Zion Debose	1	DL	6' 1"	246	r-So.	Salisbury, N.C.	North Rowan
22	Chamarri Conner	DB	13	Jalen Holston	2	RB	5' 11"	218	Jr.	Stockbridge, Ga.	Stockbridge
36	DaShawn Crawford	DL	14	Damon Hazelton	1	WR	6' 2"	215	r-Jr.	Baltimore, Md.	Franklin/Ball State
58	Walker Culver	OL	15	Keshon Artis	1	LB	6' 0"	233	So.	Chesapeake, Va.	Oscar Smith
92	Jaden Cunningham	DL	16	Darryle Simmons	-	WR	6' 2"	212	r-Fr.	Philadelphia, Pa.	St. Joe's Prep
77	Christian Darrisaw	OL	17	Divine Deablo	3	DB	6' 3"	223	r-Jr.	Winston-Salem, N.C.	Mount Tabor
17	Divine Deablo	DB	18	Tyree Rodgers	2	DB	6' 1"	180	r-Jr.	Camden, N.J.	Camden Catholic
13	Zion Debose	DL	19	J.R. Walker	-	DB	6' 0"	207	Fr.	Clayton, N.C.	Clayton
89	Drake Deluliis	TE	20	Ny'Quee Hawkins	-	DB	6' 0"	195	Fr.	Orange, N.J.	Orange
64	Sam DeLuke	LS	22	Chamarri Conner	1	DB	6' 0"	211	So.	Jacksonville, Fla.	Trinity Christian Academy
94	Conner Dusenbury	WR	23	Rayshard Ashby	1	LB	5' 10"	237	Jr.	Chesterfield, Va.	L.C. Bird
60	Silas Dzansi	OL	24	Terius Wheatley	1	RB	6' 0"	190	r-So.	Ann Arbor, Mich.	Pioneer/Fork Union
41	Ty Eller	TE	26	Jovonn Quillen	3	DB	6' 0"	188	Sr.	Hampton, Va.	Hampton
44	J'Wan Evans	RB	27	Armani Chatman	-	DB	5' 11"	195	r-Fr.	Virginia Beach, Va.	Bishop Sullivan Catholic
3	Caleb Farley	DB	28	Jermaine Waller	1	DB	6' 1"	180	So.	Washington, D.C.	Avalon School
47	Dean Ferguson	LB	29	Dalton Keene	2	TE	6' 4"	251	Jr.	Littleton, Colo.	Chatfield
1	Reggie Floyd	DB	29	Ishmiel Seisay	1	DB	5' 9"	198	r-Sr.	Springfield, Va.	St. Stephen's & St. Agnes
91	Josh Fuga	DL	30	Tyler Matheny	-	DB	6' 1"	202	r-Fr.	Fairfax, Va.	Lake Braddock
86	Nick Gallo	TE	30	Caleb Steward	-	RB	5' 11"	210	r-Fr.	Jacksonville, Fla.	Ed White
45	TyJuan Garbutt	DL	31	Nasir Peoples	-	DB	6' 0"	195	r-Fr.	Abington, Pa.	Archbishop Wood
39	Tahj Gary	RB	32	Hunter Green	-	DB	6' 1"	190	r-Fr.	Knoxville, Tenn.	Webb School
32	Hunter Green	DB	33	Deshawn McCleave	2	RB	5' 9"	190	r-Jr.	Chesapeake, Va.	Oscar Smith
41	Jaylen Griffin	DL	34	Tink Boyd	-	WR	5' 10"	180	r-Fr.	Chesterfield, Va.	Trinity
48	Daniel Griffith	LB	34	Alan Tisdale	-	LB	6' 3"	220	r-Fr.	Greensboro, N.C.	Page
6	Hezekiah Grimsley	WR	35	Matt Johnson	-	LB	6' 0"	210	Fr.	Glen Allen, Va.	Deep Run
72	Jesse Hanson	OL	35	Keshawn King	-	RB	5' 11"	182	Fr.	Orange Park, Fla.	Oakleaf
57	John Harris	OL	36	DaShawn Crawford	-	DL	6' 0"	290	Jr.	Bay Springs, Miss.	Bay Springs/Jones County JC
20	Ny'Quee Hawkins	DB	37	Brion Murray	-	DB	5' 10"	190	So.	Milford, Del.	Milford/Coffeyville CC
14	Damon Hazelton	WR	37	Carter Rivenburg	-	RB	6' 0"	200	Fr.	Swoope, Va.	Buffalo Gap
5	Jarrold Hewitt	DL	38	Amaré Barno	-	LB	6' 6"	235	Jr.	Blythwood, S.C.	Westwood/Butler CC
76	Brock Hoffman	OL	38	Nashun Overton	-	RB	5' 6"	157	Fr.	Suffolk, Va.	Indian River/St. Andrew's University
4	Dax Hollifield	LB	39	Tahj Gary	-	RB	5' 8"	221	Fr.	Atlanta, Ga.	Woodward Academy
13	Jalen Holston	RB	40	Ben Skinner	-	LB	6' 1"	215	Fr.	Spotsylvania, Va.	Riverbend
2	Hendon Hooker	QB	40	Travis Williams	-	WR	6' 3"	212	r-Fr.	Lorton, Va.	Hayfield
75	Zachariah Hoyt	OL	41	Ty Eller	-	TE	6' 2"	223	Jr.	Newton, N.C.	Newton-Conover/UNC Pembroke
61	Bryan Hudson	OL	41	Jaylen Griffin	-	DL	6' 1"	260	r-So.	Rome, Ga.	Rome
7	Devon Hunter	DB	42	Cole Blaker	-	TE	6' 3"	250	r-So.	Narrows, Va.	Narrows
71	T.J. Jackson	OL	43	Cole Beck	-	RB	6' 1"	202	r-Fr.	Blacksburg, Va.	Blacksburg
6	Trevor Jackson	QB	43	Michael Peterson	-	CB	6' 1"	215	Fr.	Fort Mill, S.C.	Nation Ford
93	Brian Johnson	K	44	J'Wan Evans	-	RB	5' 10"	180	Fr.	Philadelphia, Pa.	East Rock
35	Matt Johnson	LB	44	Dylan Rivers	2	LB	6' 1"	237	Jr.	Stephens City, Va.	Sherando
12	Knox Kadum	QB	45	TyJuan Garbutt	1	DL	6' 1"	238	r-So.	Fredericksburg, Va.	Riverbend
49	William Kakavitsas	WR	45	Jacob Van Landingham	-	WR	5' 11"	203	r-Fr.	Franklin, Tenn.	Page
56	Joe Kane	OL	46	Eli Adams	-	DL	5' 11"	240	r-Fr.	Rock Hill, S.C.	South Pointe
51	Gene Kastleburg	OL	46	Malik Bell	-	RB	6' 0"	230	r-Fr.	Mineral, Va.	Louisa
29	Dalton Keene	TE	47	Dean Ferguson	-	LB	6' 2"	228	Fr.	Sterling, Va.	Potomac Falls
93	Mario Kendricks	DL	47	John Ransom	-	WR	5' 11"	177	Fr.	Chesapeake, Va.	Bishop Sullivan Catholic
35	Keshawn King	RB	48	Daniel Griffith	2	LB	6' 0"	232	r-Jr.	Chesapeake, Va.	Nansemond-Suffolk Academy

9	Khalil Ladler	DB	48	Nikia Peerman	-	WR	6' 3"	176	Fr.	Gladys, Va.	William Campbell
30	Tyler Matheny	DB	49	William Kakavitsas	-	WR	6' 1"	175	Fr.	Charlotte, N.C.	Providence
50	Tré Maxwell	LB	50	Tré Maxwell	-	LB	6' 0"	205	Fr.	Centreville, Va.	Centreville
33	Deshawn McCleave	RB	50	Will Pritchard	-	OL	6' 2"	301	Fr.	Moseley, Va.	Manchester
66	Louis Mihota	OL	51	Gene Kastleburg	-	OL	6' 0"	308	r-So.	Richmond, Va.	Benedictine College Prep
82	James Mitchell	TE	52	Austin Cannon	2	OL	6' 2"	323	r-Jr.	Mechanicsville, Va.	Atlee/Fork Union
37	Brion Murray	DB	53	Aiden Brown	-	DL	6' 2"	290	r-So.	Silver Spring, Md.	Bullis School
74	Doug Nester	OL	54	Lecitus Smith	1	OL	6' 3"	316	r-So.	Fitzgerald, Ga.	Fitzgerald
38	Nashun Overton	RB	56	Joe Kane	-	OL	6' 2"	301	r-Fr.	Wake Forest, N.C.	Heritage
8	Phil Patterson	WR	57	John Harris	-	OL	6' 3"	303	r-Fr.	Hoschton, Ga.	Mill Creek
4	Quincy Patterson II	QB	58	Walker Culver	-	OL	6' 4"	300	r-Fr.	Soddy-Daisy, Tenn.	Baylor School
85	Jaden Payoute	WR	60	Silas Dzansi	1	OL	6' 5"	325	r-So.	Woodbridge, Va.	C.D. Hylton/Fork Union
48	Nikia Peerman	WR	61	Bryan Hudson	-	OL	6' 4"	315	Fr.	Georgetown, Ky.	Scott County
31	Nasir Peoples	DB	62	Gabe SESCO	-	OL	6' 6"	265	Fr.	Bluefield, Va.	Graham
43	Michael Peterson	CB	64	Sam DeLuke	-	LS	5' 10"	223	r-Fr.	Wake Forest, N.C.	Wake Forest
99	Maxx Philpott	DL	66	Louis Mihota	-	OL	6' 2"	282	r-Fr.	Fredericksburg, Va.	Massaponax
87	Jacoby Pinckney	WR	71	T.J. Jackson	-	OL	6' 6"	359	r-Jr.	Cumberland, Va.	Cumberland County
96	Norell Pollard	DL	72	Jesse Hanson	-	OL	6' 5"	301	Fr.	Blue Ridge, Va.	Lord Botetourt
99	Justin Pollock	LS	74	Doug Nester	-	OL	6' 6"	315	Fr.	Huntington, W.Va.	Spring Valley
98	Rob Porcher	DL	75	Zachariah Hoyt	2	OL	6' 5"	305	r-Jr.	Salem, Va.	Salem
50	Will Pritchard	OL	76	Brock Hoffman	-	OL	6' 3"	316	Jr.	Statesville, N.C.	Statesville
98	Caleb Quick	K	77	Christian Darrisaw	1	OL	6' 5"	311	So.	Upper Marlboro, Md.	Riverdale Baptist/Fork Union
26	Jovonn Quillen	DB	79	Tyrell Smith	3	OL	6' 3"	308	r-Sr.	North Brunswick, N.J.	Don Bosco Prep/Cushing Academy
47	John Ransom	WR	80	Kaleb Smith	-	WR	6' 2"	207	r-Fr.	Bumpass, Va.	Louisa County
37	Carter Rivenburg	RB	82	James Mitchell	1	TE	6' 3"	252	So.	Big Stone Gap, Va.	Union
44	Dylan Rivers	LB	83	Tayvion Robinson	-	WR	5' 10"	186	Fr.	Virginia Beach, Va.	Cox
83	Tayvion Robinson	WR	85	Jaden Payoute	-	WR	6' 1"	206	Fr.	Chesterfield, Va.	L.C. Bird
18	Tyree Rodgers	DB	85	CJ Scott	-	LS	5' 10"	240	Fr.	Virginia Beach, Va.	Bishop Sullivan Catholic
96	Parker Romo	K	86	Nick Gallo	-	TE	6' 4"	242	Fr.	Richboro, Pa.	Council Rock South
85	CJ Scott	LS	87	Jacoby Pinckney	-	WR	6' 1"	210	Fr.	Spartanburg, S.C.	Dorman
29	Ishmiel Seisay	DB	88	Elijah Bowick	-	WR	6' 1"	216	Fr.	Charlotte, N.C.	Myers Park
62	Gabe SESCO	OL	89	Drake Deluliis	1	TE	6' 5"	250	r-So.	Charlotte, N.C.	Providence
97	Oscar Shadley	LS	90	Jaevon Becton	-	DL	6' 4"	255	r-Fr.	Virginia Beach, Va.	Ocean Lakes
16	Darryle Simmons	WR	90	Sam Brooks	-	TE	6' 2"	210	Fr.	Rockville, Va.	Goochland
94	Nigel Simmons	DL	91	Oscar Bradburn	2	P	6' 1"	221	Jr.	Sydney, Australia	Sydney Secondary College
40	Ben Skinner	LB	91	Josh Fuga	-	DL	6' 2"	308	Fr.	Woodbridge, Va.	Freedom
80	Kaleb Smith	WR	92	Mark Applegate	-	K	5' 11"	155	Fr.	Fairfax, Va.	Oakton
54	Lecitus Smith	OL	92	Jaden Cunningham	-	DL	6' 2"	306	Jr.	Lithonia, Ga.	Martin Luther King/Hutchison CC
79	Tyrell Smith	OL	93	Brian Johnson	-	K	6' 1"	191	r-Jr.	Washington, D.C.	Gonzaga
30	Caleb Steward	RB	93	Mario Kendricks	-	DL	6' 0"	293	Fr.	Kissimmee, Fla.	Osceola
95	Luke Tenuta	OL	94	Conner Dusenbury	-	WR	6' 0"	175	Fr.	Richmond, Va.	James River
12	Nadir Thompson	DB	94	Nigel Simmons	-	DL	6' 2"	231	r-Fr.	Newport News, Va.	Heritage
34	Alan Tisdale	LB	95	Luke Tenuta	-	OL	6' 7"	315	r-Fr.	Crozet, Va.	Western Albemarle
11	Tré Turner	WR	96	Parker Romo	-	K	5' 11"	170	Jr.	Peachtree City, Ga.	McIntosh/Tulsa
45	Jacob Van Landingham	WR	96	Norell Pollard	-	DL	6' 0"	265	Fr.	Apopka, Fla.	Wekiva
19	J.R. Walker	DB	97	Keondré Banks	-	WR	5' 11"	185	So.	Raleigh, N.C.	Roanoke Rapids/Tusculum
28	Jermaine Waller	DB	97	Oscar Shadley	1	LS	6' 0"	246	So.	Naples, Fla.	Golden Gate
2	Jeremy Webb	DB	98	Rob Porcher	1	DL	6' 1"	275	r-So.	Orlando, Fla.	Dr. Phillips
24	Terius Wheatley	RB	98	Caleb Quick	-	K	6' 1"	180	r-Fr.	Westfield, Ind.	Guerin Catholic
40	Travis Williams	WR	99	Maxx Philpott	-	DL	6' 0"	297	Fr.	Salem, Va.	Glenvar
5	Ryan Willis	QB	99	Justin Pollock	-	LS	6' 2"	235	Fr.	Amelia County, Va.	Amelia County

PRONUNCIATIONS

RAYSHARD AshbyRAY-shard	HEZEKIAH Grimsleyhez-uh-KY-uh	Rob PORCHERpoor-SHAY
JAEVON BectonJAY-vahn	NY'QUEE Hawkinsnye-KEY	JOVONN Quillenjoe-VAHN
Elijah BOWICKBO-wick	JARROD HewittJared	TAYVION RobinsonTAY-vee-on
CHAMARRI Connerchuh-MAR-ee	Dax HOLLIFIELDHOLLY-field	Oscar SHADLEYSHAD-lee
Zion DEBOSEduh-BOZE	DEVON HunterDEVIN	LECITUS Smithleh-SEE-tis
Drake DEIULIISDUEL-ee-is	KHALIL Ladlerkuh-LEEL	TYRELL Smithtuh-RELL
Silas DZANSIJAN-zee	LOUIS MIHOTALooie muh-HOE-tuh	Luke TENUTAten-OO-ta
Caleb FARLEYFAR-lee	BRION MurrayBREE-on	TERIUS WheatleyTEH-ree-is
Josh FUGAFOO-guh	Jaden PAYOUTEPAY-oot	
TyJuan GARBUTTGAR-bit	Jacoby PINCKNEYPINK-knee	

ACTIVE STARTS CHART

	<u>2019</u>	<u>Streak</u>	<u>Career</u>
Ashby, R. (LB)	1	5	12
Belmar, E. (DE)	1	5	12
Bradburn (P/H)	1	27	27
Crawford, D. (DL)	1	1	1
Conner, C. (DB)	1	1	1
Darrisaw, C. (OL)	1	11	13
Deablo, D. (DB)	1	9	12
Dzansi, S. (OL)	1	4	5
Farley, C. (DB)	1	1	13
Floyd, R. (DB)	1	5	25
Garbutt, T. (DL)	1	6	6
Grimsley, H. (WR)	-	-	6
Hazelton, D. (WR)	-	-	9
Hewitt, J. (DL)	1	4	11
Hollifield, D. (LB)	1	4	7
Holston, J. (RB)	-	-	2
Hoyt, Z. (OL)	1	1	10
Jackson, T.J. (WR)	1	1	1
Johnson, B. (K)	1	14	16
Keene, D. (TE)	1	26	26
Ladler, K. (DB)	-	-	13
McCleese, D. (RB)	1	1	4
Mitchell, J. (TE)	1	1	2
Quillen, J. (DB)	1	2	3
Rivers, D. (LB)	-	-	7
Robinson, T. (WR)	1	1	1
Rodgers, T. (DB)	-	-	3
Shadley, O. (LS)	1	14	14
Smith, L. (OL)	1	2	5
Turner, T. (WR)	1	6	6
Wheatley, T. (RB)	-	-	2
Willis, R. (QB)	1	11	11

LONGEST ACTIVE STREAKS

- Bradburn - 27
- Keene - 26

CAREER 300-YARD PASSING GAMES

<u>Player</u>	<u>Years</u>	<u>Gms</u>
1. Logan Thomas	2011-13	4
Ryan Willis	2018-	4
3. Jerod Evans	2016	3
Bryan Randall	2001-04	3
5. Michael Brewer	2014-15	2
Sean Glennon	2004-08	2
Josh Jackson	2017-18	2
8. Maurice DeShazo	1990-94	1
Jim Druckenmiller	1993-96	1
Will Furrer	1988-91	1
Tyrod Taylor	2007-10	1
Marcus Vick	2003-05	1

WILLIS TIES LOGAN THOMAS

- QB Ryan Willis' 344 passing yards vs. Boston College (8/31) marked the fourth 300-yard passing game in his career at Virginia Tech.
- 13 games into his career as a Hokie, his four 300-yard performances are tied with Logan Thomas for the most in Virginia Tech history.
- His 344 passing yards vs. BC also pushed him across 3,000 passing yards for his caeer at VT, becoming only the 15th QB in program history to accomplish that feat.
- Willis currently sits at 3,060 career passing yards, which sits 14 yards behind Michael Vick for 14th all-time at Tech.
- When factoring in his time at Kansas, Willis has thrown for 5,590 yards in his career.

LPD RETURNS 9 STARTERS

- The Hokies entered the 2018 season with the youngest defensive two-deep in the ACC. This season, though, experience will be on their side.
- In 2019, defensive coordinator Bud Foster will have nine returning starters, which is tied for the most on his defense since becoming sole defensive coordinator in 1996.
- Of the nine returning starters, six started in 10 or more games in 2018.
- The Hokies had 11 different defensive players make their first career start last season, the most in the FBS.
- Senior Reggie Floyd leads the group with 25 career starts.

<u>YEAR</u>	<u># STARTERS</u>	<u>CAREER STARTS</u>
2019	9	106
2018	3	55
2017	8	160
2016	6	104
2015	8	145
2014	5	106
2013	9	205
2012	9	148
2011	6	72
2010	5	64
2009	6	108
2008	4	69
2007	8	161
2006	5	74
2005	6	110
2004	5	100
2003	9	139
2002	4	84
2001	9	105
2000	3	42
1999	7	112
1998	8	94
1997	5	51
1996	6	122

- Nationally, Tech's nine returning starters on defense ties for the fourth most in the FBS entering the 2019 season.

Most Returning Defensive Starters - FBS

<u>School</u>	<u># of Srs.</u>
1. Illinois	10
Texas State	10
UConn	10
4. Virginia Tech	9
Ball State	9
Hawai'i	9
Indiana	9
Ohio State	9
Oregon State	9
SMU	9
Tulsa	9
UCLA	9
Virginia	9

HOKIES RANK AMONG THE FBS' YOUNGEST TEAMS

- More than half of Virginia Tech's roster entering the 2019 season is made up of freshmen. 52.5 percent to be exact.
- That percentage ranks third in the FBS this season.

Most Freshmen on 2019 FBS Rosters

<u>School</u>	<u>Fr.</u>	<u>R-Fr.</u>	<u>Total</u>	<u>Pct.</u>
1. UCLA	43	21	64	53.3
2. Oklahoma State	31	31	62	52.9
3. Virginia Tech	37	26	63	52.5
4. Coastal Carolina	39	24	63	51.6
5. Nebraska	47	31	78	50.9

HOKIES HAVE FEWEST SENIORS IN FBS

- With only five seniors, Virginia Tech enters the 2019 season with the fewest seniors in the FBS.
- Despite the low numbers, all five will almost certainly see the field this season and will contribute.
- The group includes S Reggie Floyd, DB Jovonn Quillen, QB Ryan Willis, DB Ish Seisay and OL Tyrell Smith.

Fewest Seniors on 2019 FBS Rosters

<u>School</u>	<u>No.</u>
1. Virginia Tech	5
2. Texas A&M	6
3. Penn State	10
4. Appalachian State	11
Coastal Carolina	11
6. NC State	12
Rice	12
Wake Forest	12
9. Illinois	13
LSU	13
Old Dominion	13

THE GENESIS OF "BIG PLAY" TRÉ

- In 2018, WR Tré Turner turned into a key target when the Hokies needed a "money play" - a play resulting in a first down or a touchdown - and he even got his first taste of BeamerBall against Virginia (11/23/18).
- After making an acrobatic, one-handed touchdown catch in the first quarter against UVA, Turner blocked his first career punt on the next UVA possession that was recovered in the end zone for a touchdown.
- His performance against UVA earned him the honor of wearing Frank Beamer's No. 25 vs. Marshall, where he turned in a career-high 99 receiving yards on three catches and a 45-yard TD reception.
- Of Turner's 26 career receptions, 17 have gone for a first down and three have been touchdowns.
- Turner's first eight catches of his career went for first downs.
- His 20.6 yards per reception finished third among FBS true freshmen in 2018.

2018 FBS Leaders - Yds. PC, True Freshmen

<u>Player</u>	<u>YPC</u>
1. Justyn Ross, Clemson	21.7
2. Tré Turner, Virginia Tech	20.6
3. Seth Williams, Auburn	20.5
4. Jaylen Waddle, Alabama	18.8
5. Chatarius Atwell, Louisville	16.9

WILLIS: ONE OF THE ACC'S ELDER QBs

- When factoring in his statistics in two seasons at Kansas, QB Ryan Willis is one of the most experienced signal callers in the ACC.
- His 21 career starts rank second among active conference QBs and his 36 touchdown passes rank first.

Career TD Passes - 2019 ACC QBs

School	No.
1. Ryan Willis, Virginia Tech	40
2. Anthony Brown, Boston College	33
3. Trevor Lawrence, Clemson	31
4. Bryce Perkins, Virginia	27
James Blackman, Florida State	27

Career Starts - 2019 ACC QBs

School	No.
1. Anthony Brown, Boston College	24
2. Ryan Willis, Virginia Tech	22
3. Kenny Pickett, Pitt	16
4. James Blackman, Florida State	14
Bryce Perkins, Virginia	14

TECH QB PLAY ON THE RISE

- Over the last three seasons, Virginia Tech is the only team in the FBS to have three different quarterbacks throw for 20 or more touchdown passes.
- Head coach Justin Fuente came to Virginia Tech with the reputation of molding good quarterbacks, most notably Andy Dalton at TCU and Paxton Lynch at Memphis.
- Along with offensive coordinator/QBs coach Brad Cornelsen, Fuente has lived up to his reputation through three seasons in Blacksburg.
- All three of these single season totals rank in the top 10 in program history.

Virginia Tech Quarterbacks - Last Three Seasons

2016: Jerod Evans - 29 TDs
 2017: Josh Jackson - 20 TDs
 2018: Ryan Willis - 24 TDs

2019 COACHING STAFF BREAKDOWN

- The Virginia Tech coaching staff saw a couple of coaching changes over the offseason with the promotion of Justin Hamilton to safeties coach and the hiring of Jafar Williams as its new wide receivers coach.
- Seven coaches remain from Justin Fuente's first staff at Virginia Tech.
- Of the 11 coaches, four of them - Cornelsen, Mitchell, Shibest, Vice - were on Fuente's staff at Memphis.
- Entering his 24th season as defensive line coach at Virginia Tech, Charley Wiles is now tied for third among the longest tenured active assistant coaches in the FBS.

FORMER PLAYERS BACK HOME

- In his final season as defensive coordinator, Bud Foster will have three of his former players assisting him.
- Justin Hamilton**, who was promoted to safeties coach from director of player development - defense during the offseason, was a four-year letterwinner for the Hokies from 2002-05.
- As a senior, Hamilton posted 35 tackles, 2.5 tackles for loss and three interceptions, helping lead the Hokies to its second consecutive appearance in the ACC Championship Game and a win over Louisville in the 2006 Gator Bowl.
- Jack Tyler** enters his second season as a quality control coach for the defense. Tyler, who started his career as a walk-on, was a two-time All-ACC selection at linebacker and he led the Hokies in tackles in back-to-back seasons (2012-13).
- Pierson Prioleau (PRAY-low)** enters his first season as director of player development - defense. A two-time All-BIG EAST selection, Prioleau was a three-year starter for Foster, totaling 237 career tackles and two touchdowns.

4 HOKIES EARN DEGREES DURING OFF-SEASON

- Four Hokies, all expected to be contributors this season, have already earned their undergraduate degrees from Virginia Tech.
- RB Deshawn McCleave is currently working on his Master's degree in consumer studies.

Player	Pos.	Degree Program
Zachariah Hoyt	OL	Accounting
Deshawn McCleave	RB	Human Development
Ish Seisay	LB	Public Relations
Tyrell Smith	OL	Criminology

Teams Under Fuente	2019	Tech	Career
Home	0-0	13-6	28-16
Road	0-1	10-6	20-19
Neutral	0-0	1-4	3-4
Grass	0-0	22-9	27-9
Artificial Turf	0-1	2-8	24-26
Won Coin Toss	0-1	10-8	23-20
Lost Coin Toss	0-0	14-8	28-19
Fuente Teams' Record When ...			
Leading after the 1st quarter	0-0	17-3	33-12
Trailing after the 1st quarter	0-0	3-7	12-20
Tied after the 1st quarter	0-1	5-6	6-7
Leading at halftime	0-0	22-1	42-5
Trailing at halftime	0-1	3-13	8-30
Tied at halftime	0-0	0-2	1-4
Leading after 3rd quarter	0-0	22-3	46-5
Trailing after 3rd quarter	0-1	3-13	4-32
Tied after 3rd quarter	0-0	0-0	1-2
Leading with less than 2:00 to play	0-0	23-1	46-3
Trailing with less than 2:00 to play	0-1	2-15	3-35
Tied with less than 2:00 to play	0-0	0-0	2-1
Scores first	0-0	22-6	33-16
Opponent scores first	0-1	3-10	14-23
Scores 20+ points	0-1	20-12	44-23
Opponent scores 20+ points	0-1	8-15	16-36
Holds opponent to 20 points or less	0-0	17-0	35-2
Game is decided by 3 points or less	0-0	5-0	7-3
Game is decided by 10 points or less	0-1	4-7	10-17
Fuente Teams' Record When ...			
Less than 150 yards rushing	0-1	5-9	10-27
150+ yards rushing	0-0	20-8	41-14
200+ yards passing	0-0	19-13	36-23
300+ yards passing	0-0	7-3	18-8
300+ yards total offense	0-0	23-13	48-26
400+ yards total offense	0-1	15-9	33-14
500+ yards total offense	0-0	6-2	17-3
70+ total plays	0-0	17-12	33-24
80+ total plays	0-1	6-6	17-6
Fuente Teams' Record When ...			
Allowing less than 150 yards rushing	0-0	17-3	38-15
150+ yards rushing	0-1	7-12	12-23
200+ yards passing	0-1	12-8	21-25
300+ yards passing	0-0	4-3	11-12
300+ yards total offense	0-0	13-12	26-32
400+ yards total offense	0-1	7-10	13-21
500+ yards total offense	0-0	3-3	7-8
70+ total plays	0-1	6-7	18-23
80+ total plays	0-0	2-2	10-7
Fuente Teams' Record When ...			
Committing fewer turnovers	0-0	18-2	33-9
Committing more turnovers	0-1	2-14	6-27
Turnovers are the same	0-0	5-0	12-3
Having fewer penalty yards	0-1	16-7	28-13
Having more penalty yards	0-0	9-8	23-25
Penalty yards are even	0-0	0-1	0-1
Leading time of possession	0-1	20-9	35-18
Trailing time of possession	0-0	5-7	16-21
Fuente Teams' High & Low Water Marks ...			
Largest halftime lead	-	38	56
Largest halftime deficit	14	24	28
Highest number of plays	86	95	97
Lowest number of plays	47	47	47
Opponent highest number of plays	89	100	100
Opponent lowest number of plays	75	47	47
Warmest Game Temperature	79°	85°	94°
Coldest Game Temperature	79°	37°	37°
Fuente Teams' For ...			
Day Games	0-1	15-9	27-20
Night Games (5 p.m. kickoff or later)	0-0	10-7	24-19
Games with temperature 49 or below	0-0	5-5	8-8
Games with temperatures in 50s	0-0	4-2	8-7
Games with temperatures in 60s	0-0	4-3	11-7
Games with temperatures in 70s	0-1	10-4	16-9
Games with temperatures in 80s	0-0	2-2	7-5
Games with temperatures in 90s	0-0	0-0	1-3

POWER FIVE WIN LEADERS

MOST WINS

1995-Present

1. Ohio State	253
2. Oklahoma	237
3. Florida	234
4. Georgia	231
5. Virginia Tech	230

BEST ROAD RECORDS

2003-Present

1. Oklahoma	59-14 (.808)
2. Ohio State	57-16 (.781)
3. Georgia	53-19 (.729)
4. Alabama	48-19 (.716)
5. Virginia Tech	56-24 (.709)

MOST 10-WIN SEASONS

1999-Present

1. Oklahoma	16
2. Ohio State	14
Alabama	13
4. Virginia Tech	12
TCU	12

HOKIES' SCORING STREAK

• Virginia Tech has scored in **310** straight games dating back to the 1995 season.

Rk.	School	Years	Games
1.	Florida	1988-	386
2.	Michigan	1984-14	365
3.	BYU	1975-03	361
4.	TCU	1992-	334
5.	Virginia Tech	1995-	310
6.	Air Force	1992-17	306
7.	Georgia	1995-	304
8.	Nebraska	1996-	296
9.	Tennessee	1994-17	289
10.	Ohio State [^]	1993-16	283
11.	Texas	1980-04	282
12.	Washington State	1984-08	280
13.	Boise State	1997-	277
14.	Georgia Tech	1997-	274
15.	Texas Tech	1997-	272
16.	Washington	1981-04	271
17.	Oklahoma	1998-	269
18.	Oregon	1985-07	267
19.	Colorado	1988-08	242
20.	Kansas State	1996-15	234

Bold = active streak
[^] = 13 games vacated by NCAA

FOOTBALL IS FAMILY AT VIRGINIA TECH

- While the slogan "This Is Home" has been, it's tagline that rings true within the Virginia Tech football program.
- Since 1965, Tech has had either a father, a son or a brother of a Hokie on the roster.
- While an extensive list, here are the family ties in the Justin Fuente Era alone:

2019

R-Fr. OL Louis Mihota
Brother Vinny Mihota (lettered 2015-18)
 Fr. TE Nick Gallo
Brother Eric Gallo (lettered 2014-17)

2018

DL Vinny Mihota
 OL Kyle Chung
Father Eugene Chung (lettered 1988-91)
 RB Coleman Fox
Father Rich Fox (lettered 1986-89)

2017

DL Vinny Mihota
 OL Kyle Chung
 OL Eric Gallo
 DB Terrell Edmunds
Brother Trey Edmunds (lettered 2013-15)
 LB Tremaine Edmunds
Brother Trey Edmunds (lettered 2013-15)
 OL Connor Kish
 OL Kevin Kish
 DB Deon Newsome
Father Myron Newsome (lettered 1995-96)

2016

DL Vinny Mihota
 OL Kyle Chung
 OL Eric Gallo
 DB Terrell Edmunds
 LB Tremaine Edmunds
 OL Connor Kish
 OL Kevin Kish
 DB Deon Newsome

2019 TURNOVER SUMMARY

Date	Opponent	Takes	Points Off	Gives	Points Off	TO Margin	Points Off Margin
8/31	at Boston College	1	0	5	14	-4	-14
9/7	Old Dominion	-	-	-	-	-	-
9/14	Furman	-	-	-	-	-	-
9/27	Duke	-	-	-	-	-	-
10/5	at Miami	-	-	-	-	-	-
10/12	Rhode Island	-	-	-	-	-	-
10/19	North Carolina	-	-	-	-	-	-
11/2	at Notre Dame	-	-	-	-	-	-
11/9	Wake Forest	-	-	-	-	-	-
11/16	at Georgia Tech	-	-	-	-	-	-
11/23	Pitt	-	-	-	-	-	-
11/29	Virginia	-	-	-	-	-	-
	Totals	-	-	-	-	-	-

#26 STRAIGHT

AMERICA'S LONGEST ACTIVE BOWL STREAK



HOKIES TOP TEAM OVER PAST 20 SEASONS IN FBS IN-STATE RIVALRY GAMES

Over the past 20 seasons, Virginia Tech has dominated its in-state FBS rival like no other major program. While not an exhaustive list, here is a look at how the Hokies' 19-1 record vs. UVA stacks up over the past 20 years against some other national in-state rivalries.

RECORD	TEAM	RIVAL	RIVALRY/TROPHY	CURRENT WIN STREAK	TEAM
1. 19-1 (.950)	Virginia Tech	Virginia	Commonwealth Cup	15 Games	Virginia Tech
2. 16-4 (.800)	Oklahoma	Oklahoma St.	Bedlam	4 Games	Oklahoma
3. 15-5 (.789)	USC	UCLA	Victory Bell	1 Games	UCLA
4. 15-5 (.750)	Washington	Washington St.	Apple Cup	6 Games	Washington
5. 14-6 (.700)	Oregon	Oregon State	Civil War	2 Games	Oregon
6. 13-7 (.650)	Clemson	South Carolina	The Palmetto Bowl	5 Games	Clemson
7. 13-7 (.632)	Stanford	California	Big Game	9 Games	Stanford
8. 11-10 (.523)	Florida State	Miami	(includes a bowl game)	2 Games	Miami
9. 10-10 (.500)	Auburn	Alabama	Iron Bowl	1 Game	Alabama
10-10 (.500)	Ole Miss	Miss. State	Egg Bowl	1 Game	Mississippi State
10-10 (.500)	Michigan St.	Michigan	Paul Bunyan	1 Game	Michigan
10-10 (.500)	Florida	Florida State	Sunshine Showdown	1 Game	Florida

2019 PRESEASON HONORS

<p>LB Rayshard Ashby Athlon Second-Team All-ACC Phil Steele Second-Team All-ACC Nagurski Award Watch List</p> <p>P Oscar Bradburn Athlon Second-Team All-ACC Phil Steele Third-Team All-ACC Ray Guy Award Watch List</p> <p>OL Christian Darrisaw Athlon Second-Team All-ACC Phil Steele Third-Team All-ACC</p> <p>OL Silas Dzansi Athlon Fourth-Team All-ACC</p> <p>DB Reggie Floyd Athlon Fourth-Team All-ACC Phil Steele Second-Team All-ACC Reese's Senior Bowl Watch List</p>	<p>WR Damon Hazelton Phil Steele First-Team All-ACC Athlon Second-Team All-ACC Biletnikoff Award Watch List</p> <p>DL Jarrod Hewitt Phil Steele Fourth-Team All-ACC</p> <p>LB Dax Hollifield Athlon Third-Team All-ACC Phil Steele Second-Team All-ACC</p> <p>TE Dalton Keene Athlon Second-Team All-ACC Phil Steele Second-Team All-ACC Mackey Award Watch List</p> <p>QB Ryan Willis Athlon Fourth-Team All-ACC Phil Steele Third-Team All-ACC Maxwell Award Watch List Unitas Golden Arm Award Watch List</p>	
---	---	--

HOKIES ON CURRENT NFL ROSTERS

(as of Sept. 2, 2019)

CB	Adonis Alexander (PS)	Washington
T	Duane Brown	Seattle
S	Chuck Clark	Baltimore
LB	Tremaine Edmunds	Buffalo
RB	Trey Edmunds (PS)	Pittsburgh
S	Terrell Edmunds	Pittsburgh
S	Antone Exum, Jr.	San Francisco
CB	Brandon Facyson	L.A. Chargers
CB	Kendall Fuller	Kansas City
CB	Kyle Fuller	Chicago
DT	Tim Settle	Washington
K	Joey Slye	Carolina
CB	Greg Stroman	Washington
QB	Tyrod Taylor	L.A. Chargers
G	Wyatt Teller	Cleveland

PS - Practice Squad

NO.1 OVERALL PICKS



MICHAEL VICK

#1 Overall Pick – 2001 NFL Draft

- Four-time Pro Bowl selection
- 143 regular season NFL games (115 starts)
- Most career rushing yards by a QB in NFL history (6,109)
- #7 jersey retired by Virginia Tech

BRUCE SMITH

#1 Overall Pick – 1985 NFL Draft

- Pro Football Hall of Fame – Class of 2009
- NFL's all-time sack leader – 200.0 career
- #78 retired by both Virginia Tech & Buffalo Bills
- Four Super Bowls, 11 Pro Bowls and 9-time All-Pro selection
- Two-time AP NFL Defensive Player of the Year

Hokies in the NFL

NFL DRAFT HISTORY

Tremaine (left) and Terrell Edmunds (right) made history in the 2018 NFL Draft by becoming the only pair of brothers to ever be selected in the first round of the same NFL Draft. Tremaine was the 16th overall selection by Buffalo, while Terrell was introduced by Ryan Shazier as the 28th overall pick by Pittsburgh. Eldest brother, Trey, is a running back for the Pittsburgh Steelers. Draft photos courtesy of the NFL. CB Kendall Fuller (D3-16) entered the NFL with Washington and is in his second season in Kansas City.



FOOTBALL IS FAMILY

Tech's all-time leader scorer (K Joey Slye) and all-time leading receiver (WR Cam Phillips) connected with G Wyatt Teller and the youngest player in NFL history to record an INT (LB Tremaine Edmunds) during the preseason.





LAST MEETING

#13 VIRGINIA TECH	35
OLD DOMINION	49

BALLARD STADIUM • NORFOLK, VA. • SEPT. 22, 2018 • ATT: 20,532

Despite Steven Peoples' career-best rushing performance, Virginia Tech struggled for much of the afternoon against in-state foe Old Dominion, and the No. 13 Hokies fell 49-35 to the Monarchs in a nonconference game at Ballard Stadium.

Peoples rushed for 156 yards on 20 carries and scored on runs of 87 yards and 1 yard. Quarterback Josh Jackson threw two touchdown passes.

But the Hokies struggled against ODU's offense, led by backup quarterback Blake LaRussa. The 5-foot-11 LaRussa completed 30 of 49 for 495 yards and threw touchdown passes of 14, 4, 25 and 29 yards. He also rushed for a touchdown on a day in which ODU's offense finished with 632 yards.

The Hokies led 28-21 with 32 seconds left in the third quarter, but ODU scored on its next two possessions, taking a 35-28 lead – its first lead of the game.

Things got worse for Tech, as Jackson went down with a lower leg injury on the first play of the ensuing drive. Backup quarterback Ryan Willis led the Hokies on a 75-yard march that ended with a touchdown pass, tying the game at 35.

But the Hokies simply had no answer for ODU. LaRussa polished off a 75-yard drive with 5:11 left and Jeremy Cox's 40-yard touchdown run sealed the win.

GAME NOTES

- Peoples' rushing performance marked the fourth 100-yard rushing performance by a player in head coach Justin Fuente's tenure.
- Peoples' 87-yard touchdown run tied for the fourth-longest touchdown run in program history.
- Jackson's 72-yard touchdown pass to Hazelton was the longest completion of his career.
- Hazelton has caught a touchdown pass in each of the Hokies' three games and is averaging 25.7 yards per catch this season.
- Cunningham has caught 17 passes in his career – six for touchdowns.

SCORING	1	2	3	4	F
Virginia Tech	7	7	14	7	- 35
Old Dominion	7	7	7	28	- 49

- VT (10:14 - 1st)** - Peoples 87 yd run (Johnson kick)
- OD (7:38 - 1st)** - Duhart 14 yd pass from LaRussa (Rice kick)
- VT (7:42 - 2nd)** - Savoy 28 yd pass from Jackson (Johnson kick)
- OD (0:07 - 2nd)** - Duhart 8 yd pass from LaRussa (Rice kick)
- VT (9:38 - 3rd)** - Peoples 1 yd run (Johnson Kick)
- OD (3:40 - 3rd)** - LaRussa 1 yd run (Rice kick)
- VT (0:32 - 3rd)** - Hazelton 72 yd pass from Jackson (Johnson kick)
- OD (12:55 - 4th)** - Fulgham 25 yd pass from LaRussa (Rice kick)
- OD (9:57 - 4th)** - Cox 15 yd run (Rice kick)
- VT (7:15 - 4th)** - Cunningham 13 yd pass from Willis (Johnson kick)
- OD (5:11 - 4th)** - Duhart 29 yd pass from LaRussa (Rice kick)
- OD (1:34 - 4th)** - Cox 40 yd run (Rice kick)

TEAM STATS	VT	OD
First downs	26	30
Rushing yds.	49-318	34-137
Passing yds.	282	494
Punt return yds.	8	0
Passes	17-34-1	30-50-0
Punts-avg.	7-44.9	7-39.3
Fumbles-lost	0-0	0-0
Penalties-yds.	8-96	2-10
Time of poss.	30:31	29:29

INDIVIDUAL STATS

Rushing — VT: Peoples 20-156, McCleave 12-75, Jackson 11-58, Willis 4-30, Holston 1-1, TEAM 1 (-2); OD: Cox 20-130, LaRussa 8-19, Jackson 1-2, Williams 1-1, Davis 4 (-2).
Passing — VT: Jackson 8-16-1 151, Willis 9-18-0 131; OD: LaRussa 30-49-0 494, Williams 0-1-0 0.
Receiving — VT: Hazelton 5-154, Kumah 3-35, Grimsley 3-31, Savoy 2-28, Keene 1-16, Cunningham 1-13, Patterson 1-3, McCleave 1-2; OD: Fulgham 9-188, Duhart 9-142, Patterson 1-37, Harper 3-37, Brown 2-34, Spencer 2-31, Cox 4-25.

QUICK FACTS

Location: Blacksburg, Va.
 Founded: 1872
 Enrollment: 31,000+
 President: Dr. Tim Sands
 Director of Athletics: Whit Babcock
 Nickname: Hokies
 Colors: Chicago Maroon & Burnt Orange
 Stadium: Lane Stadium/Worsham Field
 Head Coach: Justin Fuente – 4th season
 2018 Record: 6-7 (Military Bowl)

FOOTBALL HISTORY

All-Time Tech Record (1892 - ; 124 seasons)

Overall 744*-473-46
Conference 248-175-21
In Blacksburg 383-117-13
 Behind Lane Hall (1892) 1-0-0
 Sheib Field (1894-1901) 13-1-0
 Gibboney Field (1902-08) 19-2-0
 Miles Field (1909-25) 60-3-3
 Miles Stadium (1926-64) 67-25-4
 Lane Stadium (1965-; 53rd season) 223-86-6
On the road 207-222-14
Neutral sites 153-134-19
Televised games 223-114
Overtime games 7-6
When ranked 167-61-1
Opponent ranked 55-93-1
Both teams ranked 36-30
VT ranked higher 23-11
Opponent ranked higher 13-19
 * - includes forfeit by Temple during 1986 season

	Tech	Opp.
Total points scored (Avg.)	26,196 (22)	18,377 (16)
Most Points Scored	99 (1919)	77 (1973)
Shutouts By (last)	249 (2017)	144 (1995)
Largest Margin of Victory	99 (1919)	71 (1973)
Smallest Margin of Victory	1 (2014)	1 (2004)

TECH IN OVERTIME (7-6)

Date	Opp.	Tech	Opp	Result	In
9/19/98	at Miami	27	20	W	OT
11/9/02	at Syracuse	42	50	L	3OT
11/15/03	at Temple	24	23	W	OT
1/3/12	vs. Michigan	20	23	L	OT
9/3/12	GT	20	17	W	OT
11/17/12	at BC	30	23	W	OT
12/28/12	vs. Rutgers	13	10	W	OT
9/21/13	Marshall	29	21	W	3OT
11/16/13	Maryland	24	27	L	OT
11/22/14	at WF	3	6	L	2OT
10/24/15	Duke	43	45	L	4OT
11/21/15	UNC	27	30	L	OT
11/23/18	Virginia	34	31	W	OT

POSITION NOTES

QUARTERBACKS

5 RYAN WILLIS

• QB | 6-4 | 220 | R-Sr.

Overland Park, Kan. (Bishop Miege/Kansas)

•Tied a career high with four touchdown passes and completed 29 passes for 344 yards at Boston College (8/31).

•This 344 passing yards were the second-highest mark of his career.

•Started the final 10 games of the 2018 season.

•Finished third in the ACC with a 2.67 TD-to-INT ratio, fourth in passing yards per game (226.3 ypg), fourth in pass efficiency (138.0) and fifth in total offense (244.8 ypg) in 2018.

•Tech's third-leading rusher with 354 yards and four TDs in 2018.

•Completed 20 of 31 passes for 219 yards and two touchdowns and also ran for a score vs. Cincinnati (12/31/18).

•Threw for four touchdowns, a career high, and completed 18 of 26 passes for 312 yards vs. Marshall (12/1/18).

•Rushed for 41 yards, had a seven-yard TD pass and registered on solo tackle that prevented a potential pick six before halftime vs. Virginia (11/23/18).

•Threw for 281 yards and matched his career high with three TD passes and led the squad with 49 rushing yards vs. Boston College (11/3/18).

•Completed 15 of 22 passes, threw touchdowns of 46 and 41 yards and had a one-yard TD run vs. Georgia Tech (10/25/18).

•Racked up 309 yards of total offense with a 33-yard rushing touchdown and two passing TDs on 20-of-36 passing at North Carolina (10/13/18).

•Engineered a game-winning 98-yard scoring drive, the longest in program history since 1987, against the Heels.

•Threw for 309 yards with two touchdowns on 31-of-52 passing vs. Notre Dame (10/6/18).

•ACC Quarterback of the Week (10/1/18).

•Completed 17 of 27 passes for 332 yards with three TD passes in his first career win as a starter at Duke (9/29/18).

•His 332 passing yards were the most for a QB in his first start at Virginia Tech.

•Came on for an injured Jackson to throw for 131 yards on 9-of-18 passing with a 13-yard touchdown pass at Old Dominion (9/22/18).

•Threw for 64 yards in the air on 4-of-7 passing and scored a seven-yard rushing TD vs. William & Mary (9/8/18).

•Sat out the 2017 season due to NCAA transfer rules.

•Started the final eight games of his freshman season.

•Threw for a Kansas freshman-record 1,719 yards with nine touchdowns.

•Played in seven games as a sophomore with two starts. Threw for 811 yards and three touchdowns.

•Father, Steve, played football at Kansas State.

•Mother, Lois, was an All-American performer in track and field at Iowa State.

•Sister, Lauren, played basketball at Oklahoma.

•Sister, Abby, played basketball at Saint Louis University.

PASSING STATS

YEAR	GP/GS	EFFIC.	CMP	ATT	PCT.	YDS	TD	LNG	INT
2015	10/8	101.0	164	315	52.1	1,719	9	53	10
2016	7/3	116.3	72	117	61.5	811	3	71	7
2018	12/10	138.01	213	364	58.0	2,716	24	67	9
2019	1/1	138.50	29	47	61.7	344	4	55	3
TOTALS	30/22	121.18	478	843	56.7	5590	40	71	29

RUSHING STATS

YEAR	ATT	YDS	YPC	LNG	TD
2015	59	-79	-1.3	23	0
2016	38	-8	-0.2	21	1
2018	113	354	3.1	39	3
2019	13	13	1.0	9	0
TOTALS	223	280	1.3	39	5

CAREER HIGHS

Completions	35 vs. Texas Tech, 10/17/15
Attempts	52 vs. Notre Dame, 10/6/18
Passing TDs	4, 2x; last vs. Boston College, 8/31/19
Passing Yards	348 at TCU, 10/8/16
Rushing Attempts	16 at Pitt, 11/10/18
Rushing Yards	88 at North Carolina, 10/14/18
Rushing TDs	1, 4x; last vs. Boston College, 11/3/18

2 HENDON HOOKER

• QB | 6-4 | 228 | R-So.

Greensboro, N.C. (Dudley)

•Played in six games in 2018.

•Tallied two carries at Duke (9/29).

•Had a 69-yard TD run, his first score as a Hokie, vs. William & Mary (9/8).

•Redshirted in 2017.

•Passed for 6,027 yards and 55 touchdowns and rushed for 2,975 yards with 48 touchdowns at Dudley HS.

•Two-time Associated Press All-State team.

•All-State Player of the Year by NC Preps.

•Two-time state champion.

•Finished his career as Dudley's all-time leading passer.

PASSING STATS

YEAR	GP/GS	EFFIC.	CMP	ATT	PCT.	YDS	TD	LNG	INT
2018	6/0	0	0	0	0	0	0	0	0
2019	0/0	0	0	0	0	0	0	0	0
TOTALS	6/0	0	0	0	0	0	0	0	0

RUSHING STATS

YEAR	ATT	YDS	YPC	LNG	TD
2018	4	57	14.3	69	1
2019	0	0	0	0	0
TOTALS	4	57	14.3	69	1

CAREER HIGHS

Rushing Attempts	2 at Duke, 9/29/18
Rushing Yards	69 vs. William & Mary, 9/8/18
Rushing TDs	1 vs. William & Mary, 9/8/18

4 QUINCY PATTERSON II

• QB | 6-4 | 245 | R-Fr.

Chicago, Ill. (Solorio Academy)

•Saw action in three games in 2018.

•Registered five carries and completed a nine-yard pass at Pitt (11/10/18).

•Had two carries for 10 yards vs. Boston College (11/3/18).

•Rushed for 11 yards on two carries in his first career appearance at North Carolina (10/13/18).

•Quarterback MVP at Nike's The Opening Regional.

•Earned an invitation to participate in Elite 11, the nation's premier quarterback competition, in Beaverton, Oregon.

•Winner of the 2018 Watkins Award, given to the nation's top African-American high school senior male student-athlete.

•Selected to play in the 2018 Blue-Grey All-American Bowl and International Bowl IX.

•Majoring in general engineering.

PASSING STATS

YEAR	GP/GS	EFFIC.	CMP	ATT	PCT.	YDS	TD	LNG	INT
2018	3/0	35.12	1	5	20	9	9	0	0
2019	0/0	0	0	0	0	0	0	0	0
TOTALS	3/0	35.12	1	5	20	9	9	0	0

RUSHING STATS

YEAR	ATT	YDS	YPC	LNG	TD
2018	9	25	2.8	7	0
2019	0	0	0	0	0
TOTALS	9	25	2.8	7	0

CAREER HIGHS

Rushing Attempts	5 at Pittsburgh, 11/10/18
Rushing Yards	11 at North Carolina, 10/13/18

RUNNING BACKS

33 DESHAWN MCCLEASE

• RB | 5-9 | 190 | R-Jr.

Chesapeake, Va. (Oscar Smith)

•Rushed 13 times for 102 yards, his second career 100-yard rushing game, vs. Cincinnati (12/31/18).

•Had two catches for 57 yards including a career-long 54-yard reception vs. Marshall (12/1/18).

•Ran for 44 yards on seven carries with a two-yard TD run vs. Virginia (11/23/18).

•DNP at Pitt (11/10/18) and vs. Miami (11/17/18).

•Returned two kickoffs for 36 yards at North Carolina (10/13/18).

•Had a one-yard TD run vs. William & Mary (9/8/18).

•Led the Hokies with 77 rushing yards on 13 carries at Florida State (9/3/18).

•Set career-highs with 18 carries and 124 rushing yards vs. Oklahoma State (12/28/17).

CAREER STATS

YEAR	GP/GS	ATT	YDS	YPC	LNG	TD	REC	YDS	YPC	TD
2016	1/0	8	27	3.4	7	0	0	0	0	0
2017	12/1	108	530	4.9	23	3	9	66	7.3	0
2018	11/2	96	433	4.5	27	2	8	96	11.9	0
2019	1/1	11	32	2.9	8	0	1	6	6.0	0
TOTALS	25/4	223	1022	4.6	27	5	18	167	9.3	0

CAREER HIGHS

Rushes	18 vs. Oklahoma State, 12/28/17
Rushing Yards	124 vs. Oklahoma State, 12/28/17
Rushing TDs	1, 5x; last vs. Virginia, 11/23/18
Long Rush	27 vs. Old Dominion, 9/22/18
Receptions	2, 2x last vs. Marshall, 12/1/18
Receiving Yards	57 vs. Marshall, 12/1/18
Long Reception	54 vs. Marshall, 12/1/18

13 JALEN HOLSTON

• RB | 5-11 | 218 | Jr.

Stockbridge, Ga. (Stockbridge)

- Posted 40 rushing yards on 10 carries vs. Cincinnati (12/31/18).
- Had four carries for 54 yards and a career-long 40-yard rushing touchdown vs. Marshall (12/1/18).
- Carried the ball six times for 33 yards vs. Miami (11/17/18).
- Registered 41 rushing yards on eight carries at Pitt (11/10/18).
- Had five carries for 29 yards with a one-yard TD run vs. Georgia Tech (10/25/18).
- Ran 10 times for 47 yards vs. William & Mary (9/8/18).
- Played in 12 games with one start in 2017.
- Registered 70 carries for 226 yards and three touchdowns.

CAREER STATS

YEAR	GP/GS	ATT	YDS	YPC	LNG	TD	REC	YDS	YPC	TD
2017	12/1	70	226	3.2	14	3	1	-1	-1.0	0
2018	12/1	57	281	4.9	40	2	4	21	2.3	0
2019	1/0	6	19	3.2	10	0	0	0	0.0	0
TOTALS	25/2	133	526	4.0	40	5	5	20	4.0	0

CAREER HIGHS

Rushes	12 vs. Pitt, 11/18/17
Rushing Yards	54 vs. Marshall, 12/1/18
Rushing TDs	1, 5x; last vs. Marshall, 12/1/18
Long Rush	40 vs. Marshall, 12/1/18
Receptions	1, 5x; last vs. Cincinnati, 12/31/18
Receiving Yards	14 vs. Cincinnati, 12/31/18

24 TERIUS WHEATLEY

• RB | 6-0 | 190 | R-So.

Ann Arbor, Mich. (Pioneer/Fork Union)

- Returned four kickoffs for 122 yards including a career long 50-yard return vs. Cincinnati (12/31/18).
- Lined up in the slot to start the game vs. Miami (11/17/18).
- Posted six carries for 33 yards in his first career start at Pitt (11/10/18).
- Rushed for 58 yards on seven carries and scored his first career TD vs. William & Mary (9/8/18).
- Had two carries for 22 yards in his first career game at Florida State (9/3/18).
- Son of Tyrone Wheatley, a former running back at Michigan and 10-year NFL veteran who currently serves as head coach at Morgan State.

CAREER STATS

YEAR	GP/GS	ATT	YDS	YPC	LNG	TD	REC	YDS	YPC	TD
2018	10/2	21	126	6.0	18	1	0	0	0.0	0
2019	0/0	0	0	0	0	0	0	0	0.0	0
TOTALS	10/221	126	6.0	18	1	0	0	0.0	0	0

CAREER HIGHS

Rushes	7 vs. William & Mary, 9/8/18
Rushing Yards	58 vs. William & Mary, 9/8/18
Rushing TDs	1 vs. William & Mary, 9/8/18

35 KESHAWN KING

• RB | 5-11 | 182 | Fr.

Orange Park, Fla. (Oakleaf)

- Played in his first career game, rushing 10 times for 33 yards and making one reception for three yards at Boston College (8/31).
- A four-star recruit according to 247 Sports' composite ranking.
- Ran for nearly 4,800 yards in three seasons at Oakleaf.
- Posted 2,017 rushing yards and 31 total touchdowns as a senior.

CAREER STATS

YEAR	GP/GS	ATT	YDS	YPC	LNG	TD	REC	YDS	YPC	TD
2019	1/0	10	33	3.3	9	0	1	3	3.0	0

CAREER HIGHS

Rushes	10 vs. Boston College, 8/31/19
Rushing Yards	33 vs. Boston College, 8/31/19
Long Rush	9 vs. Boston College, 8/31/19
Receptions	1 vs. Boston College, 8/31/19
Receiving Yards	3 vs. Boston College, 8/31/19

WIDE RECEIVERS

14 DAMON HAZELTON

• WR | 6-2 | 215 | R-Jr.

Baltimore, Md. (Franklin/Ball State)

- 2018 Second-Team All-ACC
- Led Tech with 51 catches for 802 yards and eight TDs.
- Had a TD catch in eight of Tech's 13 games in 2018.
- Led the team with six catches for 57 yards vs. Cincinnati (12/31/18).
- Caught five passes for 58 yards vs. Miami (11/17/18).
- Registered a 24-yard TD grab and racked up 51 receiving yards on three catches at Pitt (11/10/18).
- Had a 26-yard TD catch vs. Boston College (11/3/18).
- Finished in a tie for fourth in the ACC with eight receiving TDs.
- Racked up 81 receiving yards on six catches and hauled in a 41-yard TD pass vs. Georgia Tech (10/25/18).
- Caught a touchdown pass in five consecutive games to begin his career at Virginia Tech, tying WR Isaiah Ford's program record.
- Caught 12 passes, matching a career high, for 131 yards and had a TD reception vs. Notre Dame (10/6/18).
- His 12 receptions is tied for third in a single game in program history.
- Had four catches for 65 yards and a 27-yard receiving TD at Duke (9/29/18).
- Racked up 100+ receiving yards for the second straight week as part of a five-catch, one-TD and 154-yard receiving performance at Old Dominion (9/22/18).
- Had four catches for 107 yards, his second career 100-yard receiving game, and caught a 39-yard TD pass vs. William & Mary (9/8/18).
- First catch as a Hokie was a 10-yard TD grab at Florida State (9/3).
- Sat out the 2017 due to NCAA transfer rules, redshirted, and made friends with New York Giants wide receiver Odell Beckham, Jr. while working out with trainer Jamal Liggins in Los Angeles.

CAREER STATS

YEAR	GP/GS	REC	YDS	YPC	LNG	TD
2016	11/7	51	505	9.9	28	4
2018	13/9	51	802	15.7	72	8
2019	0/0	0	0	0	0	0
TOTALS	25/16	102	1,307	12.8	72	12

CAREER HIGHS

Receptions	12, 2x; last vs. Notre Dame, 10/6/18
Receiving Yards	154 vs. Old Dominion, 9/22/18
Receiving TDs	1, 12x; last vs. Pittsburgh, 11/10/18

8 PHIL PATTERSON

• WR | 6-2 | 195 | R-Jr.

Virginia Beach, Va. (Bayside)

- Had three catches for 25 yards vs. Miami (11/17/18).
- Caught two passes for 28 yards and hauled in his first career touchdown at Duke (9/29/18).
- Caught seven passes for 59 yards against Oklahoma State in the Camping World Bowl (12/28/17).

CAREER STATS

YEAR	GP/GS	REC	YDS	YPC	LNG	TD
2017	5/0	9	88	9.8	22	0
2018	11/0	12	109	9.1	18	1
2019	1/0	2	19	9.5	13	0
TOTALS	17/0	23	216	9.4	22	1

CAREER HIGHS

Receptions	6 at Georgia Tech, 11/11/17
Receiving Yards	82 at Georgia Tech, 11/11/17
Receiving TDs	1 at Duke, 9/29/18
Long Reception	22 vs. Oklahoma State, 12/28/17

6 HEZEKIAH GRIMSLEY

• WR | 6-0 | 185 | Jr.

Williamsburg, Va. (Lafayette)

- Had a career-long TD reception of 55 yards, totaled four catches for a career high 98 yards at Boston College (8/31).
- His 31 catches ranked third on the squad in 2018.
- Caught two passes for 64 yards with a 46-yard TD catch vs. Marshall (12/1/18).
- Returned vs. Virginia (11/23/18) and recovered a fumble by RB Steven Peoples in the end zone for a touchdown, the first of his career, that tied up the game in the fourth quarter.
- DNP vs. Miami (11/17/18) due to injury.
- Led the team with six receptions for 53 yards vs. Boston College (11/3/18).
- Tallied two catches for 40 yards at Duke (9/29/18).
- Caught three passes for 68 yards vs. William & Mary (9/8/18).
- Had 63 receiving yards on five catches vs. Oklahoma State (12/28/17).

CAREER STATS

YEAR	GP/GS	REC	YDS	YPC	LNG	TD
2017	12/1	12	139	11.6	26	0
2018	11/5	31	382	12.3	46	1
2019	1/0	4	98	24.5	55	1
TOTALS	24/6	47	619	13.2	55	2

CAREER HIGHS

Receptions	6 vs. Boston College, 11/3/18
Receiving Yards	98 vs. Boston College, 8/31/19
Receiving TDs	1, 2x; last vs. Boston College, 8/31/19
Long Reception	55 vs. Boston College, 8/31/19

11 TRÉ TURNER

• WR | 6-2 | 190 | So.
Greensboro, N.C. (Northwest Guilford)

- Caught a career-high five passes for 49 yards at Boston College (8/31).
- Finished third on the squad with 535 receiving yards and four TD catches in 2018.
- Led the Hokies and set a career high with 99 receiving yards on three receptions to go along with 45-yard TD catch vs. Marshall (12/1/18).
- Racked up 112 yards of total offense (43 rushing, 69 receiving), caught a seven-yard TD and blocked a punt that was recovered for a TD vs. Virginia (11/23).**
- Caught four passes for a career-high 80 yards and registered his first career rushing TD on a 20-yard run vs. Miami (11/17/18).
- Caught a 14-yard TD pass vs. Boston College (11/3/18).
- Had 62 receiving yards on two catches including a 46-yard TD grab, the first of his career, vs. Georgia Tech (10/25/18).**
- Caught his first pass, a 26-yard reception, at Florida State (9/3/18).**
- Missed the second half of his high school season due to a shoulder injury.
- Also played basketball at Northwest Guilford and was the 2016 HSXTRA Player of the Year.
- Brother, P.J. Hairston, played basketball at North Carolina and was a first-round draft pick of the Charlotte Hornets.

CAREER STATS

YEAR	GP/GS	REC	YDS	YPC	LNG	TD
2018	12/5	26	535	20.6	46	4
2019	1/1	5	49	9.8	12	0
TOTALS	13/6	26	535	20.6	46	4

CAREER HIGHS

- Receptions** 5 vs. Boston College, 8/31/19
- Receiving Yards** 99 vs. Marshall, 12/1/18
- Receiving TDs** 1, 4x; last vs. Marshall, 12/1/18
- Long Reception** 46 vs. Georgia Tech, 10/25/18

80 KALEB SMITH

• WR | 6-2 | 207 | R-Fr.
Bumpass, Va. (Louisa County)

- Played in his first career game at Boston College (8/31), catching four passes for 62 yards and an 11-yard touchdown.**
- Came to Tech as a walk-on, earned a scholarship during 2019 fall camp.
- Redshirted in 2018.
- Earned all-district honors twice and was an all-region selection as a defensive back in his high school career.
- Did not play his senior year due to an injury.
- Scored seven touchdowns and caught 22 passes for 208 yards to go along with 117 tackles, eight tackles for loss, and three interceptions as a junior.
- Mother, Kimberly, played basketball at Richmond and father, James, played football at Richmond.
- Father was drafted by the Houston Oilers.

CAREER STATS

YEAR	GP/GS	REC	YDS	YPC	LNG	TD
2019	1/0	4	62	15.5	25	1

CAREER HIGHS

- Receptions** 4 vs. Boston College, 8/31/19
- Receiving Yards** 62 vs. Boston College, 8/31/19
- Receiving TDs** 1 vs. Boston College, 8/31/19
- Long Reception** 25 vs. Boston College, 8/31/19

16 DARRYLE SIMMONS

• WR | 6-2 | 212 | r-Fr.
Philadelphia, Pa. (St. Joe's Prep)

- Redshirted in 2018.
- Saw the field vs. William & Mary (9/8) and vs. Marshall (12/1).
- Earned All-Eastern Pennsylvania honors and helped lead St. Joseph's to the 6A state title in 2016.
- Participated in Nike's The Opening New York regional showcase in 2016.
- Major in property management.

CAREER STATS

YEAR	GP/GS	REC	YDS	YPC	LNG	TD
2018	2/0	0	0	0	0	0
2019	0/0	0	0	0	0	0
TOTALS	2/0	0	0	0	0	0

CAREER HIGHS

83 TAYVION ROBINSON

• WR | 5-10 | 186 | Fr.
Virginia Beach, Va. (Cox)

- Played and started his first career game at Boston College (8/31), catching six passes for 72 yards and a touchdown.**
- A four-star recruit according to 247 Sports' composite ranking.
- Earned first-team All-Tidewater accolades in both football and basketball as a junior.
- Racked up 1,635 total yards as a junior with 21 touchdowns at quarterback, running back and wide receiver.

CAREER STATS

YEAR	GP/GS	REC	YDS	YPC	LNG	TD
2019	1/1	6	72	12.0	20	1

CAREER HIGHS

- Receptions** 6 vs. Boston College, 8/31/19
- Receiving Yards** 72 vs. Boston College, 8/31/19
- Receiving TDs** 1 vs. Boston College, 8/31/19
- Long Reception** 20 vs. Boston College, 8/31/19

TIGHT ENDS

29 DALTON KEENE

• TE | 6-4 | 251 | Jr.
Littleton, Colo. (Chatfield)

- 2018 All-ACC Honorable Mention**
- Caught five passes for 20 yards vs. Marshall (12/1/18).
- Had a 45-yard catch on a third down that extended the Hokies' eventual game-tying scoring drive vs. Virginia (11/23/18).
- Registered three receptions for 33 yards and caught a 15-yard TD pass vs. Miami (11/17/18).
- Tied a career high with four catches at Pitt (11/10/18).
- Posted three receptions for 65 yards vs. Boston College (11/3/18).

- Had three catches and 27 receiving yards vs. Georgia Tech (10/25/18).
- Had a game-winning, one-yard touchdown grab at North Carolina (10/13/18).
- Led the team with a career high 82 receiving yards and caught a 67-yard TD pass at Duke (9/29/18).**
- Father, Wesley, was a college roommate at Murray State with VT defensive line coach and Keene's co-primary recruiter, Charley Wiles.

CAREER STATS

YEAR	GP/GS	REC	YDS	YPC	LNG	TD
2017	13/12	10	167	16.7	40	0
2018	13/13	28	341	13.4	67	3
2019	1/1	4	13	3.3	10	0
TOTALS	27/26	42	521	12.4	67	3

CAREER HIGHS

- Receptions** 5 vs. Marshall, 12/1/18
- Receiving Yards** 82 at Duke, 9/29/18
- Receiving TDs** 1, 3x; vs. Miami, 11/17/18
- Long Reception** 67 at Duke, 9/29/18

82 JAMES MITCHELL

• TE | 6-3 | 252 | So.
Big Stone Gap, Va. (Union)

- Made first career reception and TD reception at Boston College (8/31), finished with two catches for 22 yards and an 11-yard TD.**
- Played in all 13 games in 2018, primarily on special teams.
- Started his first game at tight end vs. Marshall (12/1/18).
- 2017 VHSL 2A Offensive Player of the Year.
- Four-time all-state tight end and a USA Today All-Virginia First-Team selection.
- Two-time first-team all-conference pick as a basketball player.
- Mother, Marcia, played basketball at Brown.
- One of the program's three representatives on Virginia Tech's Student-Athlete Advisory Committee.

CAREER STATS

YEAR	GP/GS	REC	YDS	YPC	LNG	TD
2018	13/1	0	0	0.0	0	0
2019	1/1	2	22	11.0	11	1
TOTALS	14/2	2	22	11.0	11	1

CAREER HIGHS

- Receptions** 2 vs. Boston College, 8/31/19
- Receiving Yards** 22 vs. Boston College, 8/31/19
- Receiving TDs** 1 vs. Boston College, 8/31/19
- Long Reception** 11 vs. Boston College, 8/31/19

86 NICK GALLO

• TE | 6-4 | 242 | Fr.
Richboro, Pa. (Council Rock South)

- Played in first career game at Boston College (8/31).**
- A three-star recruit according to 247 Sports' composite ranking.
- Guided Council South Rock to a winning season and a first-round 6A playoff appearance.
- Younger brother of former Tech OL Eric Gallo (2014-17).**
- Brother PJ played tight end at Maryland.

CAREER STATS

YEAR	GP/GS	REC	YDS	YPC	LNG	TD
2019	1/0	0	0	0.0	0	0

OFFENSIVE LINE**79 TYRELL SMITH**

OL | 6-3 | 308 | R-Sr.

North Brunswick, N.J. (Don Bosco Prep/Cushing Academy)

- Played a key role in the punt and field goal units in 2018.
- Has appeared in 40 career games, most on the team.
- One of the program's three representatives on Virginia Tech's Student-Athlete Advisory Committee.

CAREER STATS

YEAR	GP/GS
2016	14/0
2017	13/0
2018	13/0
2019	1/0
TOTALS	41/0

60 SILAS DZANSI

• OL | 6-5 | 321 | R-So.

Woodbridge, Va. (C.D. Hylton/Fork Union)

- Started in the season opener at Boston College (8/31).
- Started the final three games of the season at RT.
- Registered his first career start at left tackle at Old Dominion (9/22).
- Made first appearance of the 2018 season vs. William & Mary (9/8).
- Spent the 2016 season at Fork Union Military Academy playing for head coach John Shuman.

CAREER STATS

YEAR	GP/GS
2018	10/4
2019	1/1
TOTALS	11/5

75 ZACHARIAH HOYT

• OL | 6-5 | 305 | R-Jr.

Salem, Va. (Salem)

- Started in the season opener at Boston College (8/31).
- Started seven games at center in 2018.
- Started at left guard at Old Dominion (9/22/18).
- Made his first career start at Florida State (9/3/18).
- Saw playing time in three games in 2017.
- Played at East Carolina (9/16/17), vs. Old Dominion (9/23/17) and vs. North Carolina (10/21/17).
- Has owned two 1993 Subaru Imprezas.
- Majoring in accounting.

CAREER STATS

YEAR	GP/GS
2017	3/0
2018	12/9
2019	1/1
TOTALS	16/10

77 CHRISTIAN DARRISAW

• OL | 6-5 | 311 | So.

Upper Marlboro, Md. (Riverdale Baptist/Fork Union)

- Started in the season opener at Boston College (8/31).
- 247 Sports Freshman All-American
- Pro Football Focus National Team of the Week - Week 13
- ESPN Freshman Midseason All-American
- Returned to start his third game at left tackle at Duke (9/29/18).
- DNP at Old Dominion (9/22/18) due to injury.
- Started in his first collegiate game at left tackle at Florida State (9/3/18).
- Played for head coach John Shuman in 2017 at Fork Union Military Academy.
- Senior season at Riverdale Baptist earned him a spot on Team Baltimore in the 2016 Maryland Crab Bowl All-Star Game.
- Born in Petersburg, Virginia.

CAREER STATS

YEAR	GP/GS
2018	12/12
2019	1/1
TOTALS	13/13

54 LECITUS SMITH

• OL | 6-3 | 316 | R-So.

Fitzgerald, Ga. (Fitzgerald)

- Started in the season opener at Boston College (8/31).
- Started vs. Georgia Tech (10/25/18), vs. Boston College (11/3/18) and vs. Cincinnati (12/31/18).
- Registered his first career start at left guard at North Carolina (10/13/18).
- Saw extended time at left guard vs. Notre Dame (10/6/18).
- Redshirted as a true freshman in 2017.
- Came to Blacksburg as a tight end.
- 2015 2A first-team all-state by the Atlanta Journal-Constitution.

CAREER STATS

YEAR	GP/GS
2018	11/4
2019	1/1
TOTALS	12/5

52 AUSTIN CANNON

• OL | 6-2 | 323 | R-Jr.

Mechanicsville, Va. (Atlee/Fork Union)

- Played at Boston College (8/31).
- Came to Tech as a walk-on but earned in a scholarship during 2019 fall camp.
- Played in 12 games in 2018, primarily on special teams.
- Played in three games in 2017.
- Redshirted in 2016.
- Majoring in history.

CAREER STATS

YEAR	GP/GS
2017	3/0
2018	12/0
2019	1/0
TOTALS	16/0

95 LUKE TENUTA

• OL | 6-7 | 315 | R-Fr.

Crozet, Va. (Western Albemarle)

- Played in first career game at Boston College (8/31).
- Redshirted in 2018.
- 2017 VHSL Class 3A all-state pick.
- Racked up 52.5 tackles and 11 tackles for loss at defensive end.
- All-conference, all-district and all-region selection on the offensive line.
- Father, Jon Tenuta, played football at UVA and is currently coaching safeties at Cincinnati.
- Father has also been a defensive coordinator at multiple programs including Kansas State, Ohio State, North Carolina, Georgia Tech, Notre Dame and Virginia.

CAREER STATS

YEAR	GP/GS
2019	1/0

61 BRYAN HUDSON

• OL | 6-4 | 315 | Fr.

Georgetown, Ky. (Western Albemarle)

- A four-star recruit according to 247 Sports' composite ranking.
- Anchored an offensive line that lead Scott County to back-to-back 11-win seasons
- Was a three-time shot put and a two-time discus state champion.

CAREER STATS

YEAR	GP/GS
2019	0/0

57 JOHN HARRIS

• OL | 6-3 | 303 | R-Fr.

Hoschton, Ga. (Mill Creek)

- Played at RG and C at Boston College (8/31).
- Redshirted.
- Saw the field against William & Mary (9/8/18) and Notre Dame (10/6/18).
- All-county, all-region and all-state performer for Mill Creek High School and head coach Shannon Jarvis as a senior.

CAREER STATS

YEAR	GP/GS
2018	2/0
2019	1/0
TOTALS	3/0

71 T.J. JACKSON

• OL | 6-6 | 359 | R-Jr.

Cumberland, Va. (Cumberland)

- Started in the season opener at Boston College (8/31).
- Saw action in 11 games in 2018, primarily on special teams.
- Played in two games in 2017.
- Redshirted in 2016.
- Is a talented musician who can play multiple instruments and was a member of the Virginia Tech Percussion music ensemble.

CAREER STATS

YEAR	GP/GS
2017	2/0
2018	11/0
2019	1/1
TOTALS	14/1

74 DOUG NESTER

• DL | 6-6 | 315 | Fr.
Huntington, W.Va. (Spring Valley)

- Played for head coach Brad Dingess at Spring Valley High School in Huntington, W.Va.
- A four-star recruit according to 247 Sports' composite ranking.
- Three-time all-state selection
- Also played basketball and threw shot put and discus in track and field.

CAREER STATS

YEAR	GP/GS
2019	0/0

DEFENSIVE LINE

5 JARROD HEWITT

• DL | 6-1 | 288 | R-Jr.
Venice, Fla. (Venice)

- Started and made one tackle at Boston College (8/31).
- Started seven games at DT in 2018.
- Returned vs. Miami (11/17/18) and had two tackles and 0.5 TFL.
- DNP vs. Boston College (11/4/18) and at Pitt (11/10/18) due to injury.
- Was a member of Venice High School's weightlifting team and qualified for the state tournament as a junior and senior.

CAREER STATS

YEAR	GP/GS	UA	A	TTL	TFL-YDS	SCK-YDS	PD	QBH
2017	10/0	6	7	13	2.0-4	0.0-0	0	1
2018	11/10	8	7	13	0.5-2	0.0-0	0	1
2019	1/1	0	1	1	0.0-0	0.0-0	0	0
TOTALS	22/11	14	15	29	2.5-6	0.0-0	0	2

CAREER HIGHS

Tackles 3, 2x last vs Old Dominion, 9/23/17
Tackles for Loss 1.0 at East Carolina, 9/16/17

8 EMMANUEL BELMAR

• DL | 6-2 | 245 | R-Jr.
Suwanee, Ga. (Collins Hill)

- Racked up five tackles vs. Cincinnati (12/31/18).
- Had three tackles, 0.5 TFL and recovered the game-sealing fumble in overtime vs. Virginia (11/23/18).
- DNP at Pitt (11/10/18) due to injury.
- Racked up four tackles and one sack vs. Boston College (11/3/18).
- Had three tackles, a sack and a forced fumble at North Carolina (10/13/18).
- Posted three solo tackles at Duke (9/29/18).
- Tallied two tackles at Florida State (9/3/18).

CAREER STATS

YEAR	GP/GS	UA	A	TTL	TFL-YDS	SCK-YDS	PD	QBH
2017	10/1	2	2	4	1.0-1	0.0-0	0	2
2018	12/10	15	14	24	4.0-20	2.0-15	0	5

2019	1/1	0	0	0	0.0-0	0.0-0	0	0
TOTALS	23/12	17	16	33	5.0-21	2.0-15	0	7

CAREER HIGHS

Tackles 5 vs. vs. Cincinnati, 12/31/18
Tackles for Loss 1.0, 3x; last vs. Boston College, 11/3/18
Sacks 1.0 2x; last vs. Boston College, 11/3/18

45 TYJUAN GARBUTT

• DL | 6-1 | 238 | R-So.
Fredericksburg, Va. (Riverbend)

- Started at DE at Boston College (8/31).
- Had six tackles vs. Cincinnati (12/31/18).
- Racked up four tackles and a fumble recovery vs. Marshall (12/1/18).
- Tallied four tackles and 1.0 TFL vs. Miami (11/17/18).
- Had 3.0 TFL in his first career start at Pitt (11/10/18).
- Posted two tackles and 0.5 TFL vs. Notre Dame (10/6/18).
- Had two tackles and 1.0 TFL at Duke (9/29/18).
- Registered his first career sack and racked up three tackles at Florida State (9/3/18).
- Redshirted in 2017.
- Consensus four-star recruit as rated by ESPN, Scout and 247Sports.

CAREER STATS

YEAR	GP/GS	UA	A	TTL	TFL-YDS	SCK-YDS	PD	QBH
2018	13/5	18	13	31	6.5-29	1.0-8	0	2
2019	1/1	0	0	0	0-0	0-0	0	0
TOTALS	14/6	18	13	31	6.5-29	1.0-8	0	2

CAREER HIGHS

Tackles 6 vs. Cincinnati, 12/31/18
Sacks 1.0 at Florida State, 9/3/18
Tackles for Loss 3.0 at Pittsburgh, 11/10/18

90 JAEVON BECTON

• DL | 6-4 | 255 | R-Fr.
Virginia Beach, Va. (Ocean Lakes)

- Played in first career game and made three tackles at Boston College (8/31).
- Redshirted in 2018.
- Earned first-team all-state and first-team All-USA accolades following his play in 2017.

CAREER STATS

YEAR	GP/GS	UA	A	TTL	TFL-YDS	SCK-YDS	PD	QBH
2019	1/0	2	1	3	0.0-0	0.0-0	0	0

CAREER HIGHS

Tackles 3 vs. Boston College, 8/31/19

36 DASHAWN CRAWFORD

• DL | 6-0 | 290 | Jr.
Bay Springs, Miss. (Bay Springs/Jones County JC)

- Started first career game vs. Boston College, made three tackles, including one tackle for a loss (8/31).
- Had 38 tackles, 15 TFL and 2.5 sacks at Jones County in 2018.
- Racked up 243 total tackles and 16 sacks in high school.
- Was a second-team all-state selection in 2015 and 2016.
- 2A Defensive Player of the Year as a senior.

CAREER STATS

YEAR	GP/GS	UA	A	TTL	TFL-YDS	SCK-YDS	PD	QBH
2019	1/1	1	2	3	1.0-1	0-0	0	0

CAREER HIGHS

Tackles 3 vs. Boston College, 8/31/19
Tackles for Loss 1.0 vs. Boston College, 8/31/19

98 ROB PORCHER

• DL | 6-1 | 275 | R-So.
Orlando, Fla. (Dr. Phillips)

- Had 1.0 TFL vs. Virginia (11/23/18).
- Racked up three tackles at Duke (9/29/18).
- Had his first career TFL vs. William & Mary (9/8/18).
- Redshirted in 2017.
- Totaled 104 tackles, 40 tackles for a loss, 17 sacks two fumble recoveries and an interception as a senior at Dr. Phillips.
- Orlando Sentinel's 2016 Defensive Player of the Year.
- Born in Detroit.
- Father, Robert III, played 12 seasons for the Detroit Lions and was a three-time Pro Bowl selection.

CAREER STATS

YEAR	GP/GS	UA	A	TTL	TFL-YDS	SCK-YDS	PD	QBH
2018	11/0	5	8	13	2.0-3	1.0-0	0	0
2019	0/0	0	0	0	0-0	0-0	0	0
TOTALS	11/0	5	8	13	2.0-3	1.0-0	0	0

CAREER HIGHS

Tackles 3 at Duke, 9/29/18
Tackles for Loss 1.0, 2x; last vs. Virginia, 11/23/18
Sacks 1.0 vs. Virginia, 11/23/18

96 NORELL POLLARD

• DL | 6-0 | 265 | Fr.
Apopka, Fla. (Wekiva)

- Made four tackles in first career game at Boston College (8/31).
- A three-star recruit according to 247 Sports' composite ranking.
- Registered 13.0 sacks as a junior.
- 2017 third-team all-state selection by Florida HS Football.

CAREER STATS

YEAR	GP/GS	UA	A	TTL	TFL-YDS	SCK-YDS	PD	QBH
2019	1/0	1	3	4	0-0	0-0	0	0

CAREER HIGHS

Tackles 4 vs. Boston College, 8/31/19

93 MARIO KENDRICKS

• DL | 6-0 | 293 | Fr.
Kissimmee, Fla. (Osceola)

- Made two tackles including one for loss in first career game at Boston College (8/31).
- A three-star recruit according to 247 Sports' composite ranking.
- Had 16.0 sacks, an interception and averaged three tackles per game as a junior.
- Enjoys fishing in his spare time.

CAREER STATS

YEAR	GP/GS	UA	A	TTL	TFL-YDS	SCK-YDS	PD	QBH
2019	1/0	2	0	2	1.0-3	0-0	0	0

CAREER HIGHS

Tackles 2 vs. Boston College, 8/31/19

Tackles for Loss 1.0 vs. Boston College, 8/31/19

91 JOSH FUGA

• DL | 6-2 | 308 | Fr.

Woodbridge, Va. (Freedom)

•A three-star recruit according to 247 Sports' composite ranking.

•Named first-team offensive and defensive lineman and the Defensive Player of the Year by InsideNOVA.

•Named Defensive Player of the Year and all-region by UltimateRecruit.com.

CAREER STATS

YEAR	GP/GS	UA	A	TTL	TFL-YDS	SCK-YDS	PD	QBH
2019	0/0	0	0	0	0-0	0-0	0	0

46 ELI ADAMS

• DL | 5-11 | 240 | R-Fr.

Rock Hill, S.C. (South Pointe)

•Made first two career tackles at Boston College (8/31).

•Redshirted in 2018.

•Played in three games against Boston College (11/3/18), Virginia (11/23/18) and Marshall (12/1/18).

• **Father's cousin, Jeff Burris, was an All-American safety at Notre Dame, a first-round NFL Draft pick of the Buffalo Bills who played 10 seasons in the NFL.**

CAREER STATS

YEAR	GP/GS	UA	A	TTL	TFL-YDS	SCK-YDS	PD	QBH
2018	3/0	0	0	0	0-0	0-0	0	0
2019	1/0	1	1	2	0-0	0-0	0	0
TOTALS	4/0	1	1	2	0-0	0-0	0	0

CAREER HIGHS

Tackles 2 vs. Boston College, 8/31/19

41 JAYLEN GRIFFIN

• DL | 6-1 | 260 | R-So.

Rome, Ga. (Rome)

•Made a career high two tackles at Boston College (8/31).

•Played in eight games in 2018.

•Registered a tackle vs. William & Mary (9/8/18).

•Redshirted in 2017.

•First-team 5A All-State by the Georgia Sportswriters.

•Honorable Mention 5A All-State by the Atlanta Journal-Constitution.

CAREER STATS

YEAR	GP/GS	UA	A	TTL	TFL-YDS	SCK-YDS	PD	QBH
2018	8/0	0	1	1	0.0-0	0.0-0	0	0
2019	1/0	1	1	2	0.0-0	0.0-0	0	0
TOTALS	9/0	1	2	3	0.0-0	0.0-0	0	0

CAREER HIGHS

Tackles 2 vs. Boston College, 8/31/19

LINEBACKERS

23 RAYSHARD ASBHY

• LB | 5-10 | 237 | Jr.

Chesterfield, Va. (L.C. Bird)

•Led Tech with 13 tackles, 3.5 TFL and 1.0 sack at Boston College (8/31).

•2018 All-ACC Honorable Mention

•Led the team and tied for third in the ACC with 105 total tackles in 2018.

•Tied for second on the squad with 9.5 TFL.

•Was the Hokies' top tackler in six games.

•Led Tech with 15 tackles and had 1.0 TFL and a forced fumble vs. Marshall (12/1/18).

•Had eight tackles and recovered a fumble vs. Virginia (11/23/18).

•Posted 14 tackles and 1.0 TFL vs. Miami (11/17/18).

•Racked up 11 tackles and had his first career sack vs. Georgia Tech (10/25/18).

•Had 11 tackles to lead the team including 1.0 TFL at North Carolina (10/13/18).

•Registered 2.0 TFL for the second time this season vs. Notre Dame (10/6/18).

•**Racked up a career-high 15 tackles and had a PBU at Duke (9/29/18).**

•Posted nine tackles, a PBU and 1.0 TFL at Old Dominion (9/22/18).

•**ACC Linebacker of the Week (9/4/18).**

•**Posted seven tackles, 2.0 TFL and forced a fumble in his first career start at Florida State (9/3/18).**

CAREER STATS

YEAR	GP/GS	UA	A	TTL	TFL-YDS	SCK-YDS	INT	BU	PD
2017	13/0	0	0	0	0.0-0	0.0-0	0	0	0
2018	12/11	57	48	105	9.5-35	1.0-5	0	2	2
2019	1/1	7	6	13	3.5-13	1.0-6	0	1	1
TOTALS	26/12	64	54	118	13.0-48	2.0-11	0	3	3

CAREER HIGHS

Tackles 15, 2x; last vs. Marshall, 12/1/18

Tackles for Loss 3.5 vs. Boston College, 8/31/19

Sacks 1.0, 2x; last vs. Boston College, 8/31/19

4 DAX HOLLIFIELD

• LB | 6-1 | 232 | So.

Shelby, N.C. (Shelby)

•Made four tackles at Boston College (8/31).

•Had three tackles and forced a fumble vs. Cincinnati (12/31/18).

•Posted nine tackles vs. Marshall (12/1/18).

•**Had six tackles, 1.0 TFL, a pass breakup and a fumble recovery vs. Virginia (11/23/18).**

•Racked up six tackles, 1.0 sack and 3.0 TFL vs. Miami (11/17/18).

•Recorded his first career sack at Pitt (11/10/18).

•**Started in place of an injured LB Dylan Rivers and posted had 10 tackles vs. Boston College (11/3/18).**

•Posted six tackles vs. Georgia Tech (10/25/18).

•Racked up seven tackles and 1.0 TFL at North Carolina (10/13/18).

•**Pro Football Focus ACC Team of the Week (10/18/18)**

•Tallied two tackles and 0.5 TFL at Duke (9/29/18).

•Had five tackles and 1.5 TFL vs. William & Mary (9/8/18).

•Turned in 150 tackles, 32 tackles for loss, eight sacks, two forced fumbles and one fumble recovery as a senior.

•2018 U.S. Army All-American.

•2017 MaxPreps.com All-American.

•Four-time NC Preps All-State selection and the Charlotte Observer's All-Region Defensive Player of the Year.

•Is an avid welder.

CAREER STATS

YEAR	GP/GS	UA	A	TTL	TFL-YDS	SCK-YDS	INT	BU	PD
2018	13/6	27	35	62	8.0-35	2.0-15	0	1	1
2019	1/1	1	3	4	0.0-0	0.0-0	0	0	0
TOTALS	13/6	28	38	66	8.0-35	2.0-15	0	1	1

CAREER HIGHS

Tackles 10 vs. Boston College, 11/3/18

Tackles for Loss 3.0 vs. Miami, 11/17/18

Sacks 1.0, 2x; last vs. Miami, 11/17/18

44 DYLAN RIVERS

• LB | 6-1 | 237 | Jr.

Sherando, Va. (Sherando)

•Had two tackles and registered his first career

interception vs. Cincinnati (12/31/18).

•DNP vs. Boston College (11/3/18) and at Pitt (11/10/18) due to injury.

•Posted a sack and three tackles at North Carolina (10/13/18).

•Had two QB hurries, seven tackles and 0.5 TFL at Duke (9/29/18).

•Led the team with nine tackles and had a half sack at Old Dominion (9/22/18).

•Racked up seven tackles in his first career start at Florida State (9/3/18).

•Appeared in seven games on special teams in 2017.

•Recorded two tackles against Oklahoma State in the Camping World Bowl (12/28/17).

•A consensus four-star recruit as rated by ESPN, Scout and 247Sports.

•No. 1 linebacker in Virginia by Scout, the No. 7 player in the state by 247Sports and the No. 14 player in the state by ESPN.

CAREER STATS

YEAR	GP/GS	UA	A	TTL	TFL-YDS	SCK-YDS	INT	BU	PD
2017	7/0	2	1	3	0.0-0	0.0-0	0	0	0
2018	10/7	17	18	35	2.0-8	1.5-8	0	1	1
2019	1/0	0	0	0	0-0	0-0	0	0	0
TOTALS	18/7	19	19	38	2.0-8	1.5-8	0	2	2

CAREER HIGHS

Tackles 9 vs. Old Dominion, 9/22/18

Tackles for Loss 1.0 at North Carolina, 10/13/18

Sacks 1.0 at North Carolina, 10/13/18

34 ALAN TISDALE

• LB | 6-3 | 220 | R-Fr.

Greensboro, N.C. (Page)

•Made five tackles in first career game at Boston College (8/31).

•Redshirted in 2018.

•Accumulated 112 tackles, 17.5 tackles for loss, three sacks and two interceptions as a senior at Page.

•Three-time all-state, all-area and all-conference selection.

CAREER STATS

YEAR	GP/GS	UA	A	TTL	TFL-YDS	SCK-YDS	INT	BU	PD
2019	1/0	1	4	5	0-0	0-0	0	0	0

CAREER HIGHS

Tackles 5 vs. Boston College, 8/31/19

15 KESHON ARTIS

• LB | 6-0 | 235 | So.

Chesapeake, Va.. (Oscar Smith)

•Made one tackle at Boston College (8/31).

•Played in 11 games in 2018.

•Had a key role on special teams.

•Recorded a tackle vs. Marshall (12/1/18).

• Was a two-time first team all-state linebacker and the 2016 6A South Region Player of the Year.

•Family cousin, **Kenny Easley, was a five-time Pro Bowl selection with the Seattle Seahawks and was voted into the Pro Football Hall of Fame in 2017.**

•Majoring in business information technology.

CAREER STATS

YEAR	GP/GS	UA	A	TTL	TFL-YDS	SCK-YDS	INT	BU	PD
2019	1/0	1	0	1	0-0	0-0	0	0	0

CAREER HIGHS

Tackles 1 vs. Boston College, 8/31/19

38 AMARÉ BARNO

• LB | 6-6 | 235 | Jr.

Blythewood, S.C. (Westwood/Butler CC)

•Played for head coach Tim Schaffner at Butler Community College in El Dorado, Kan.

•Tallied 66 tackles, 14 TFL and 4.5 sacks in 2018 at Butler.

•Tallied 91 total tackles (52 solo), 5.5 sacks, two INTs and three forced fumbles in his career.

•Tech's tallest player on the defensive side of the ball.

CAREER STATS

YEAR	GP/GS	UA	A	TTL	TFL-YDS	SCK-YDS	INT	BU	PD
2019	0/0	0	0	0	0-0	0-0	0	0	0

DEFENSIVE BACKS

1 REGGIE FLOYD

• DB | 6-0 | 222 | Sr.

Manassas, Va. (Stonewall Jackson)

•Made nine tackles and broke up a pass at Boston College (8/31).

•Ranked second on the squad with 88 total tackles and tied for second with 9.5 TFL in 2018.

•Led the Hokies with eight tackles vs. Cincinnati (12/31/18).

•Had six tackles and 0.5 TFL vs. Virginia (11/23/18).

•Finished second on the team with 11 tackles vs. Miami (11/17/18).

•Posted a team-high six tackles and 1.5 TFL at Pitt (11/10/18).

•Had six tackles and 0.5 TFL vs. Boston College (11/3/18).

•Ranked second on the team with nine tackles at North Carolina (10/13/18).

•Racked up seven tackles and picked off his second pass of the season vs. Notre Dame (10/6/18).

•ACC Defensive Back of the Week (10/1/18).

•Had eight tackles, 2.5 TFL, an interception and a PBU at Duke (9/29/18).

•Tallied seven tackles and 2.0 TFL vs. William & Mary (9/8/18).

•Led the Hokies with nine tackles to go along with 2.0 TFL at Florida State (9/3/18).

CAREER STATS

YEAR	GP/GS	UA	A	TTL	TFL-YDS	SCK-YDS	INT	BU	PD
2016	12/0	0	1	1	0.5-7	0.5-7	0	0	0
2017	13/12	44	28	72	3.0-9	0.0-0	3	1	4
2018	13/13	56	32	80	9.5-17	0.0-0	2	1	3
2019	1/1	3	6	9	0.0-0	0.0-0	0	1	1
TOTALS	38/25	103	67	170	13.0-33	0.5-7	5	3	8

CAREER HIGHS

Tackles 11 vs. Miami, 11/17/18

Tackles for Loss 2.5 at Duke, 9/29/18

Sacks 0.5 vs. East Carolina, 9/24/16

Interceptions 1, 5x; last vs. Notre Dame, 10/6/18

Pass Breakups 1, 3x last vs. Boston College, 8/31/19

17 DIVINE DEABLO

• DB | 6-3 | 223 | R-Jr.

Winston-Salem, N.C. (Mount Tabor)

•Made 10 tackles and 0.5 TFL at Boston College (8/31).

•Posted four tackles and 1.0 TFL wearing the Beamer No. 25 jersey at Pitt (11/10/18).

•Registered a career-high 14 tackles, 1.0 TFL, one pass breakup and a fumble recovery vs. Boston College (11/3/18).

•Racked up eight tackles and 0.5 TFL vs Georgia Tech (10/25/18).

•DNP vs. Notre Dame (10/6/18) due to injury.

•DNP at Old Dominion (9/22/18) due to injury.

•Had four tackles and 2.0 TFL at Florida State (9/3/18).

•Played in four games at safety in 2017.

•Suffered an injury vs. Old Dominion (9/23/17) and received a medical hardship waiver.

•Played in all 14 games as a true freshman, making four tackles and forcing a fumble on special teams while working at wide receiver.

•Named after his great-grandfather, an American Indian.

•First name was intended to "even out" his last name, pronounced like the Spanish word for devil.

CAREER STATS

YEAR	GP/GS	UA	A	TTL	TFL-YDS	SCK-YDS	INT	BU	PD
2016	14/0	2	2	4	0.0-0	0.0-0	0	0	0
2017	4/0	6	2	8	1.5-6	0.5-5	1	3	4
2018	11/11	35	20	55	4.5-21	0.0-0	0	2	2
2019	1/1	5	5	10	0.5-0	0.0-0	0	0	0
TOTALS	30/12	48	29	77	6.5-27	0.5-5	1	5	6

CAREER HIGHS

Tackles 14 vs. Boston College, 11/3/18

Tackles for Loss 2.0 at Florida State, 9/3/18

Sacks 0.5 at East Carolina, 9/16/17

Interceptions 1, vs. Old Dominion, 9/23/17

Pass Breakups 2 at East Carolina, 9/16/17

26 JOVONN QUILLEN

• DB | 6-0 | 188 | Sr.

Hampton, Va. (Hampton)

•Had six tackles vs. Cincinnati (12/31/18).

•Tallied three tackles and a PBU vs. Marshall (12/1/18).

•Had two tackles, a PBU and recovered a blocked punt for a TD, the first of his career, vs. Virginia (11/23/18).

•Had a career-high eight tackles, 0.5 TFL and a pass breakup vs. Boston College (11/3/18).

•Recovered a fumble in the fourth quarter that set up the game-winning TD drive at North Carolina (10/13/18). Also made a TD-saving tackle after an 80-yard catch earlier in the drive.

•Had six tackles and his first career sack vs. Notre Dame (10/6/18).

•Wore the No. 25 for the second time in his career at Old Dominion (9/22/18).

•Partially blocked a punt wearing Frank Beamer's No. 25 at Virginia (11/24/17).

•Made three tackles on special teams and blocked a punt vs. Pitt (11/18/17).

CAREER STATS

YEAR	GP/GS	UA	A	TTL	TFL-YDS	SCK-YDS	INT	BU	PD
2016	11/0	1	2	3	0.0-0	0.0-0	0	0	0
2017	11/0	3	2	5	0.0-0	0.0-0	0	1	1
2018	12/1	24	15	42	1.5-4	1.0-3	0	4	4
2019	1/1	0	1	1	0-0	0.0-0	0	0	0
TOTALS	36/3	31	20	51	1.5-4	1.0-3	0	5	5

CAREER HIGHS

Tackles 8 vs. Boston College, 11/3/18

Pass Breakups 1, 5x; last vs. Marshall, 12/1/18

3 CALEB FARLEY

• DB | 6-2 | 207 | R-So.

Hickory, N.C. (Maiden)

•Made four tackles and broke up two passes at Boston College (8/31).

•Named an honorable mention pick for the Mayo Clinic Comeback Player of the Year Award.

•Tallied three tackles and two PBUs vs. Virginia (11/23/18).

•Had four tackles at Pitt (11/10/18).

•Racked up four tackles and two PBUs vs. Boston College (11/4/18).

•Had three tackles, a pass breakup and a 32-yard kick off return at North Carolina (10/13/18).

•ACC Defensive Back of the Week (9/4/18)

•Had a sack and two interceptions in his first collegiate game at Florida State (9/3/18).

•Redshirted in 2017 after suffering a knee injury during fall camp.

•Second team all-state quarterback behind teammate Hendon Hooker.

•His 58 total touchdowns in a single season ranks third in North Carolina history.

•Was a 100-meter state champion in North Carolina.

CAREER STATS

YEAR	GP/GS	UA	A	TTL	TFL-YDS	SCK-YDS	INT	BU	PD
2018	13/12	29	7	36	1.0-2	1.0-2	2	7	9
2019	1/1	3	1	4	0.0-0	0.0-0	0	2	2
TOTALS	14/13	32	8	40	1.0-2	1.0-2	2	9	11

CAREER HIGHS

Tackles 4, 5x; last vs. Boston College, 8/31/19

Tackles for Loss 1.0 at Florida State, 9/3/18

Sacks 1.0 at Florida State, 9/3/18

Interceptions 2 at Florida State, 9/3/18

Pass Breakups 2, 4x; last vs. Boston College, 8/31/19

18 TYREE RODGERS

• DB | 6-1 | 180 | R-Jr.
Camden, N.J. (Camden Catholic)

- Wore Frank Beamer's No. 25 and made one tackle at Boston College (8/31).
- Had 1.0 TFL vs. Marshall (12/1/18).
- Had three solo tackles at Pitt (11/10/18).
- Posted three tackles and forced a fumble in the fourth quarter at the goal line that set up the game-winning TD drive at North Carolina (10/13/18).
- Had a career-high six tackles in his first career start vs. Notre Dame (10/6/18).**
- Played in seven games as a redshirt freshman, primarily on special teams.

CAREER STATS

YEAR	GP/GS	UA	A	TTL	TFL-YDS	SCK-YDS	INT	BU	PD
2017	7/7	0	0	0	0.0-0	0.0-0	0	0	0
2018	12/3	11	7	18	1.0-3	0.0-0	0	0	0
2019	1/0	1	0	1	0.0-0	0.0-0	0	0	0
TOTALS	20/3	12	7	19	1.0-3	0.0-0	0	0	0

CAREER HIGHS

Tackles 6 vs. Notre Dame, 10/6/18
Tackles for loss 1.0 vs. Marshall, 12/1/18

7 DEVON HUNTER

• DB | 6-0 | 227 | R-So.
Chesapeake, Va. (Indian River)

- Played in four games before redshirting in 2018.
- Made one stop in the season-opener at Florida State (9/3/18).
- Started and recorded five tackles and a sack at Old Dominion (9/22/18).
- Played in 10 games in 2017.
- A five-star recruit as rated by Scout and a four-star by ESPN and 247Sports.
- Rated as the No. 1 safety in the state by Scout and the No. 3 player in the state by ESPN and 247Sports.
- Selected to play in the U.S. Army All-American Bowl.

CAREER STATS

YEAR	GP/GS	UA	A	TTL	TFL-YDS	SCK-YDS	INT	BU	PD
2017	10/0	0	1	1	0.0-0	0.0-0	0	0	0
2018	4/1	4	4	8	1.0-1	1.0-1	0	0	0
2019	1/0	0	0	0	0.0-0	0.0-0	0	0	0
TOTALS	15/1	4	5	9	1.0-1	1.0-1	0	0	0

CAREER HIGHS

Tackles 1, 2x last vs. Miami, 11/17/18
Tackles for Loss 0.5 vs. Miami, 11/17/18
Sacks 0.5 vs. Miami, 11/17/18

22 CHAMARRI CONNER

• DB | 6-0 | 211 | So.
Jacksonville, Fla. (Trinity Christian Academy)

- Made five tackles in first career start at Boston College (8/31).**
- Had four tackles vs. Marshall (12/1/18).
- Wore Frank Beamer's No. 25 at North Carolina (10/13/18).**
- Racked up five tackles - including three solo stops - vs. William & Mary (9/8/18).
- Led Trinity Christian Academy to a 9-4 record as at the 5A level as a senior, following four-straight 3A titles.

•A ballhawk safety who tallied 107 tackles, including 58 solo stops, 1.5 sacks, one forced fumble and one fumble recovery.

CAREER STATS

YEAR	GP/GS	UA	A	TTL	TFL-YDS	SCK-YDS	INT	BU	PD
2018	13/0	8	5	13	0.0-0	0.0-0	0	0	0
2019	1/1	3	2	5	0-0	0.0-0	0	0	0
TOTALS	14/1	11	7	18	0.0-0	0.0-0	0	0	0

CAREER HIGHS

Tackles 5, 2x; last vs. Boston College, 8/31/19

9 KHALIL LADLER

• DB | 5-11 | 190 | R-Jr.
Stone Mountain, Ga. (IMG Academy)

- Had a pass breakup, five tackles and forced two fumbles vs. Cincinnati (12/31/18).
- Had a career-high 12 tackles vs. Georgia Tech (10/25/18).
- Had eight tackles and a fumble recovery at North Carolina (10/13/18).**
- Led the team with nine tackles and had his first career sack vs. Notre Dame (10/6/18).**
- Had six tackles and a pass breakup at Duke (9/29/18).
- Registered four tackles and 1.5 TFL vs. William & Mary (9/8/18).
- Had two tackles, 1.0 TFL, a fumble recovery and a pass breakup at Florida State (9/3/18).**

CAREER STATS

YEAR	GP/GS	UA	A	TTL	TFL-YDS	SCK-YDS	INT	BU	PD
2017	13/2	4	8	12	2.0-2	0.0-0	0	1	1
2018	13/11	40	26	66	4.5-16	1.0-8	0	3	3
2019	1/0	1	1	2	0-0	0.0-0	0	0	0
TOTALS	27/13	45	35	80	6.5-18	1.0-8	0	4	4

CAREER HIGHS

Tackles 12 vs. Georgia Tech, 10/25/18
Tackles for Loss 1.5, 2x; last vs William & Mary, 9/8/18
Pass Breakups 1, 3x; last vs. Notre Dame, 10/6/18

28 JERMAINE WALLER

• DB | 6-1 | 180 | So.
Washington, D.C. (Avalon School)

- Had first career interception and a career-high six tackles at Boston College (8/31).**
- Posted a pass breakup vs. Marshall (12/1/18).
- Forced a fumble at Pitt (11/10/18).**
- Had two tackles at Old Dominion (9/22).
- Registered his first career tackle at Florida State (9/3).**
- Threw for more than 2,600 yards and 24 touchdowns as a quarterback before at Archbishop Carroll.
- Tallied six interceptions as a junior and was on The Washington Post's All-Met preseason watch list in 2017.

CAREER STATS

YEAR	GP/GS	UA	A	TTL	TFL-YDS	SCK-YDS	INT	BU	PD
2018	12/0	7	0	7	0.0-0	0.0-0	0	1	1
2019	1/0	4	2	6	0.0-0	0.0-0	1	0	1
TOTALS	13/0	11	2	13	0.0-0	0.0-0	1	1	2

CAREER HIGHS

Tackles 6 vs. Boston College, 8/31/19
Pass Breakups 1 vs. Marshall, 12/1/18
Interceptions 1 vs. Boston College, 8/31/19

2 JEREMY WEBB

• DB | 6-4 | 205 | R-Jr.
East Mims, Fla. (Stevenson/ASA College)

- Expected to see playing time after recovering from two separate Achilles tendon tears in 2018.
- 2017 first-team Northeast Football All-Conference at ASA College in Brooklyn.
- Racked up 29 tackles and four pass breakups.
- His older brother, Ego Ferguson, was a defensive lineman at LSU and was a second-round NFL Draft pick of the Chicago Bears.

CAREER STATS

YEAR	GP/GS	UA	A	TTL	TFL-YDS	SCK-YDS	INT	BU	PD
2019	0/0	0	0	0	0-0	0.0-0	0	0	0

27 ARMANI CHATMAN

• DB | 5-11 | 195 | R-Fr.
Virginia Beach, Va. (Bishop Sullivan Catholic)

- Made first career tackle at Boston College (8/31).
- Played in two games before redshirting in 2018.
- Saw action against Miami (11/17/18) and Virginia (11/23/18).
- Represented the United States on the U19 National Team in the 2018 International Bowl IX.
- Majoring in criminology.

CAREER STATS

YEAR	GP/GS	UA	A	TTL	TFL-YDS	SCK-YDS	INT	BU	PD
2018	2/0	0	0	0	0.0-0	0.0-0	0	0	0
2019	1/0	0	1	1	0-0	0.0-0	0	0	0
TOTALS	3/0	0	1	1	0.0-0	0.0-0	0	0	0

CAREER HIGHS

Tackles 1 vs. Boston College, 8/31/19

SPECIALISTS

91 OSCAR BRADBURN

• P | 6-1 | 221 | Jr.
Sydney, Australia | Sydney Secondary

- Downed two punts inside the 20-yard line and had a long of 53 yards at Boston College (8/31).**
- 2018 All-ACC Honorable Mention**
- Finished third in the ACC with a 42.6-yard gross punting average and tied for second in the ACC with 23 punts inside the 20 in 2018.
- Had four punts land inside the 20 and averaged 42.4 yards per punt vs. Virginia (11/23/18).
- Booted a career-long 72-yard punt and averaged 45.0 yards per punt vs. Boston College (11/3/18).**
- Racked up 301 punting yards, averaged 43.0 yards per punt and placed two punts inside the 20 at North Carolina (10/13/18).
- Averaged 42.0 yards per punt vs. Notre Dame (10/6/18).
- Wore Frank Beamer's No. 25 for the second time in his career at Duke (9/29/18).
- Placed four punts inside the 20 and didn't allow a return at Florida State (9/3/18).
- Allowed only 42 punt return yards in 2017, a total that ranked seventh in the Power Five.**
- Placed three punts inside the 20-yard line and averaged 46.5 yards per punt playing in his first American rules football game vs. West Virginia (9/3/18).

•Played Australian Rules Football for Sydney Swans Academy.
 •Trained at Pro Kick Australia, a training facility in Melbourne that produced two of the three finalists for the 2016 Ray Guy Award.

CAREER STATS

YEAR	GP	NO.	YDS	AVG	LNG	TB	FC	120	50+
2017	13	66	2,798	42.4	57	6	32	24	12
2018	13	69	2,940	42.6	72	5	32	23	8
2019	1	6	273	45.5	53	0	2	1	2
TOTALS	27	141	6,011	42.6	72	11	66	48	22

CAREER HIGHS

Punts	9 vs. Old Dominion, 9/22/18
Punting Yards	372 vs. West Virginia, 9/3/17
Gross Average	48.5 vs. Cincinnati, 12/31/18
Long Punt	72 vs. Boston College, 11/3/18

93 BRIAN JOHNSON

• K | 6-1 | 191 | R-Jr.
 Washington, D.C. (Gonzaga)

•Went 4 for 4 on extra points at Boston College (8/31).
 •Went 2 for 2 on field goals including the go-ahead 42-yard FG in overtime vs. Virginia (11/23/18).
 •Made a career-high three FGs vs. Notre Dame (10/3/18).
 •Ranked eighth in the ACC in scoring (8.2 ppg) in 2018.
 •Had a career long 45-yard field goal and was 2 for 2 on field goals for the day vs. William & Mary (9/8/18).
 •Made a 29-yard field goal and was 3 for 3 on PATs at Florida State (9/3/18)
 Scored his first collegiate points on a point after attempt at East Carolina (9/16/18).
 •Made his first career field goal as part of a 2 for 2 day kicking vs. Pitt (11/18/18).

FIELD GOALS

YEAR	GP	M-A	PCT.	20-29	30-39	40-49	50+	LNG	BLKD
2017	5	3-4	75.0	1-1	2-3	0-0	0-0	30	0
2018	13	12-18	66.7	4-4	5-5	3-8	0-1	45	0
2019	1	0-0	0	0-0	0-0	0-0	0-0	0	0
TOTALS	19	15-22	68.2	5-5	7-8	3-8	0-1	45	0

EXTRA POINTS

YEAR	M-A	POINTS
2017	5-5	14
2018	44-44	80
2019	4-4	4
TOTALS	53-53	98

96 PARKER ROMO

• K | 5-11 | 170 | Jr.
 Peachtree City, Ga. (McIntosh/Tulsa)

•Appeared in the season opener at Boston College (8/31).
 •Spent this past season at Tulsa.
 •Led the No. 1 kickoff coverage unit in the American Athletic Conference.
 •Mostly handled kickoffs, averaged 61.1 yards per kick, had 28 touchbacks.

FIELD GOALS

YEAR	GP	M-A	PCT.	20-29	30-39	40-49	50+	LNG	BLKD
2019	1	0-0	0	0-0	0-0	0-0	0-0	0	0

EXTRA POINTS

YEAR	M-A	POINTS
2019	0-0	0

97 OSCAR SHADLEY

• LS | 6-0 | 246 | So.
 Naples, Fla. (Golden Gate)

•Played in season opener at Boston College (8/31).
 •Played in all 13 games in 2018 at long snapper.
 •Had a tackle on punt coverage vs. Miami (11/17/18).
 •Saw his first collegiate action at Florida State (9/3/18).
 •Earned first-team all-state, first-team, all-region and U.S. Army All-American honors in 2017.
 •Was listed as the top long snapper in the nation, according to Rubio Long Snapping.
 •Didn't have a single bad snap on 120 punts, 44 point after attempts and 11 field goals as a senior at Golden Gate.

SCHEDULE & RESULTS

DATE	VT (RANK)	OPPONENT (RANK)	TV	LOCATION	TIME/RESULT	ATTEND.	TOP RUSHER	TOP PASSER	TOP RECEIVER	TOP TACKLER
Aug. 31		at Boston College*	ACCN	Chestnut Hill, Mass.	L, 28-35	35,213	Keshawn King (10-33-0)	Ryan Willis (29-47-344-4)	Tayvion Robinson (6-72-1)	Rayshard Ashby (13)
Sept. 7		Old Dominion	ESPN	Blacksburg, Va.	NOON					
Sept. 14		Furman	ACCN	Blacksburg, Va.	NOON					
Sept. 27		Duke*	ESPN	Blacksburg, Va.	7 PM					
Oct. 5		at Miami*		Miami Gardens, Fla.						
Oct. 12		Rhode Island		Blacksburg, Va.						
Oct. 19		North Carolina* (HC)		Blacksburg, Va.						
Nov. 2		at Notre Dame		Notre Dame, Ind.						
Nov. 9		Wake Forest*		Blacksburg, Va.						
Nov. 16		at Georgia Tech*		Atlanta, Ga.						
Nov. 23		Pitt*		Blacksburg, Va.						
Nov. 29		at Virginia*		Charlottesville, Va.						

Rankings listed (AP/USA Today/CFP Ranking) HC - Homecoming * - ACC Game

TEAM STATISTICS

	HOKIES	OPPONENT
SCORING	28	35
Points Per Game	28.0	35.0
Points Off Turnovers	0	14
FIRST DOWNS	29	18
Rushing	11	10
Passing	17	8
Penalty	1	0
RUSHING YARDAGE	98	157
Yards gained rushing	137	189
Yards lost rushing	39	32
Rushing Attempts	42	48
Average Per Rush	2.3	3.3
Average Per Game	98.0	157.0
TDs Rushing	0	3
PASSING YARDAGE	344	275
Comp-Att-Int	29-47-3	15-27-1
Average Per Pass	7.3	10.2
Average Per Catch	11.9	18.3
Average Per Game	344.0	275.0
TDs Passing	4	2
TOTAL OFFENSE	442	432
Total Plays	89	75
Average Per Play	5.0	5.8
Average Per Game	442.0	432.0
KICK RETURNS: #-Yards	3-63	3-55
PUNT RETURNS: #-Yards	2-9	4-23
INT RETURNS: #-Yards	1-0	3-0
KICK RETURN AVERAGE	21.0	18.3
PUNT RETURN AVERAGE	4.5	5.8
INT RETURN AVERAGE	0.0	0.0
FUMBLES-LOST	2-2	2-0
PENALTIES-Yards	4-20	6-32
Average Per Game	20.0	32.0
PUNTS-Yards	6-273	6-231
Average Per Punt	45.5	38.5
Net punt average	41.7	37.0
KICKOFFS-Yards	4-245	6-387
Average Per Kick	61.2	64.5
Net kick average	41.2	41.5
TIME OF POSSESSION/Game	33:58	26:02
3RD-DOWN Conversions	8/18	9/19
3rd-Down Pct	44%	47%
4TH-DOWN Conversions	3/3	1/2
4th-Down Pct	100%	50%
SACKS BY-Yards	1-6	2-12
MISC YARDS	0	0
TOUCHDOWNS SCORED	4	5
FIELD GOALS-ATTEMPTS	0-0	0-1
ON-SIDE KICKS	0-1	0-0
RED-ZONE SCORES	(3-4) 75%	(3-5) 60%
RED-ZONE TOUCHDOWNS	(3-4) 75%	(3-5) 60%
PAT-ATTEMPTS	(4-4) 100%	(5-5) 100%
ATTENDANCE	0	35213
Games/Avg Per Game	0/0	1/35213
Neutral Site Games		0/0

SCORE BY QUARTERS	1ST	2ND	3RD	4TH	TOTAL
Virginia Tech	7	7	7	7	28
Opponents	7	21	0	7	35

RUSHING

NAME	GP	ATT	GAIN	LOSS	NET	AVG	TD	LONG	AVG/G
Keshawn King	1	10	35	2	33	3.3	0	9	33.0
Deshawn McCleese	1	11	37	5	32	2.9	0	8	32.0
Jalen Holston	1	6	20	1	19	3.2	0	10	19.0
Ryan Willis	1	13	38	25	13	1.0	0	9	13.0
Tre Turner	1	1	7	0	7	7.0	0	7	7.0
TEAM	1	1	0	6	-6	-6.0	0	0	-6.0
TOTAL	1	42	137	39	98	2.3	0	10	98.0
OPPONENTS	1	48	189	32	157	3.3	3	28	157.0

PASSING

NAME	GP	EFFIC	ATT-CMP-INT	PCT	YDS	TD	LONG	AVG/G
Ryan Willis	1	138.50	29-47-3	61.7	344	4	55	344.0
TOTAL	1	138.50	29-47-3	61.7	344	4	55	344.0
OPPONENTS	1	158.15	15-27-1	55.6	275	2	58	275.0

RECEIVING

NAME	GP	NO.	YDS	AVG	TD	LONG	AVG/G
Tayvion Robinson	1	6	72	12.0	1	20	72.0
Tre Turner	1	5	49	9.8	0	12	49.0
Hezekiah Grimsley	1	4	98	24.5	1	55	98.0
Kaleb Smith	1	4	62	15.5	1	25	62.0
Dalton Keene	1	4	13	3.2	0	10	13.0
James Mitchell	1	2	22	11.0	1	11	22.0
Phil Patterson	1	2	19	9.5	0	13	19.0
Deshawn McCleese	1	1	6	6.0	0	6	6.0
Keshawn King	1	1	3	3.0	0	3	3.0
TOTAL	1	29	344	11.9	4	55	344.0
OPPONENTS	1	15	275	18.3	2	58	275.0

2019 STATISTICS

PUNT RETURNS

NAME	NO.	YDS	AVG	TD	LONG
Hezekiah Grimsley	2	9	4.5	0	7
TOTAL	2	9	4.5	0	7
OPPONENTS	4	23	5.8	0	12

KICKOFF RETURNS

NAME	NO.	YDS	AVG	TD	LONG
Tayvion Robinson	2	45	22.5	0	29
Deshawn McCleese	1	18	18.0	0	18
TOTAL	3	63	21.0	0	29
OPPONENTS	3	55	18.3	0	20

INTERCEPTIONS

NAME	NO.	YDS	AVG	TD	LONG
Jermaine Waller	1	0	0.0	0	0
TOTAL	1	0	0.0	0	0
OPPONENTS	3	0	0.0	0	0

FUMBLE RETURNS

NAME	NO.	YDS	AVG	TD	LONG
TOTAL	0	0	0.0	0	0
OPPONENTS	0	0	0.0	0	0

PUNTING

NAME	NO.	YDS	AVG	LONG	TB	FC	I20	50+	BLKD
Oscar Bradburn	6	273	45.5	53	0	2	1	2	0
TOTAL	6	273	45.5	53	0	2	1	2	0
OPPONENTS	6	231	38.5	48	0	2	1	0	0

KICKOFFS

NAME	NO.	YDS	AVG	TB	OB	RETN	NET	YDLN
Brian Johnson	4	245	61.2	1	0	55	40.9	24
TOTAL	4	245	61.2	1	0	55	41.2	23
OPPONENTS	6	387	64.5	3	0	63	41.5	23

FIELD GOALS

FIELD GOAL SEQUENCE BY PLAYER									
NAME	FGM-FGA	PCT	01-19	20-29	30-39	40-49	50-99	LG	BLK

FIELD GOAL SEQUENCE BY GAME

FG SEQUENCE	VIRGINIA TECH	OPPONENTS
Boston College	-	38
Old Dominion		
Furman		
Duke		
Miami		
Rhode Island		
North Carolina		
Notre Dame		
Wake Forest		
Georgia Tech		
Pitt		
Virginia		

Numbers in (parentheses) indicate field goal was made.
 Numbers in [brackets] indicate field goal was blocked.

SCORING

NAME	TD	FGS	KICK	RUSH	PAT			SAF	POINTS
					RCV	PASS	DXP		
Tayvion Robinson	1	0-0	0-0	0-0	0	0-0	0	0	6
Kaleb Smith	1	0-0	0-0	0-0	0	0-0	0	0	6
Hezekiah Grimsley	1	0-0	0-0	0-0	0	0-0	0	0	6
James Mitchell	1	0-0	0-0	0-0	0	0-0	0	0	6
Brian Johnson	0	0-0	4-4	0-0	0	0-0	0	0	4
TOTAL	4	0-0	4-4	0-0	0	0-0	0	0	28
OPPONENTS	5	0-1	5-5	0-0	0	0-0	0	0	35

TOTAL OFFENSE

NAME	G	PLAYS	RUSH	PASS	TOTAL	AVG/G
Ryan Willis	1	60	13	344	357	357.0
Keshawn King	1	10	33	0	33	33.0
Deshawn McCleese	1	11	32	0	32	32.0
Jalen Holston	1	6	19	0	19	19.0
Tre Turner	1	1	7	0	7	7.0
TEAM	1	1	-6	0	-6	-6.0
TOTAL	1	89	98	344	442	442.0
OPPONENTS	1	75	157	275	432	432.0

ALL-PURPOSE

NAME	G	RUSH	REC	PR	KOR	IR	TOT	AVG/G
Tayvion Robinson	1	0	72	0	45	0	117	117.0
Hezekiah Grimsley	1	0	98	9	0	0	107	107.0
Kaleb Smith	1	0	62	0	0	0	62	62.0
Tre Turner	1	7	49	0	0	0	56	56.0
Deshawn McCleese	1	32	6	0	18	0	56	56.0
Keshawn King	1	33	3	0	0	0	36	36.0
James Mitchell	1	0	22	0	0	0	22	22.0
Jalen Holston	1	19	0	0	0	0	19	19.0
Phil Patterson	1	0	19	0	0	0	19	19.0
Ryan Willis	1	13	0	0	0	0	13	13.0
Dalton Keene	1	0	13	0	0	0	13	13.0
TEAM	1	-6	0	0	0	0	-6	-6.0
TOTAL	1	98	344	9	63	0	514	514.0
OPPONENTS	1	157	275	23	55	0	510	510.0

2019 STATISTICS

2019 DEFENSIVE STATISTICS

NO.	NAME	GP-GS	TACKLES			TFL/YDS	SACKS NO-YARDS	PASS DEF		QBH	FR-YDS	FF	BLKD KICK	SAFETY
			SOLO	AST	TOTAL			INT-YDS	BRUP					
23	Rayshard Ashby	1	7	6	13	3.5-13	1.0-6	.	1	
17	Divine Deablo	1	5	5	10	0.5-0	
1	Reggie Floyd	1	3	6	9	.	.	.	1	
28	Jermaine Waller	1	4	2	6	.	.	1-0	
34	Alan Tisdale	1	1	4	5	
22	Chamarri Conner	1	3	2	5	
3	Caleb Farley	1	3	1	4	.	.	.	2	
96	Norell Pollard	1	1	3	4	
4	Dax Hollifield	1	1	3	4	1	.	.	.	
36	DaShawn Crawford	1	1	2	3	1.0-1	
90	Jaevon Becton	1	2	1	3	
41	Jaylen Griffin	1	1	1	2	
93	Mario Kendricks	1	2	.	2	1.0-3	
9	Khalil Ladler	1	1	1	2	
46	Eli Adams	1	1	1	2	
5	Jarrod Hewitt	1	.	1	1	
60	Silas Dzansi	1	1	.	1	
26	Jovonn Quillen	1	.	1	1	
15	Keshon Artis	1	1	.	1	
27	Armani Chatman	1	.	1	1	
25	Tyree Rodgers	1	1	.	1	
	TOTAL	1	39	41	80	6-17	1-6	1-0	4	1	.	.	.	
	OPPONENTS	1	44	46	90	8.0-26	2-12	3-0	4	1	2-0	1	.	

RUSHING TACKLES NAME	TOTAL
Rayshard Ashby	9
Divine Deablo	7
Alan Tisdale	5
Reggie Floyd	5
Norell Pollard	4
Jermaine Waller	4
Dax Hollifield	3
DaShawn Crawford	3
Jaevon Becton	3
Chamarri Conner	2
Caleb Farley	2
Jaylen Griffin	2
Jarrod Hewitt	1
Mario Kendricks	1
Eli Adams	1
Keshon Artis	1
TOTALS	53

PASSING TACKLES NAME	TOTAL
Reggie Floyd	3
Rayshard Ashby	3
Jermaine Waller	2
Caleb Farley	2
Dax Hollifield	1
Divine Deablo	1
Mario Kendricks	1
Chamarri Conner	1
Khalil Ladler	1
TOTALS	15

HOKIES ON COIN FLIPS
Virginia Tech is 5-9 in coin tosses this season.

GAME	FLIP	SCORE
Boston College	LOSS	L, 28-35
Old Dominion		
Furman		
Duke		
Miami		
Rhode Island		
North Carolina		
Notre Dame		
Wake Forest		
Georgia Tech		
Pitt		
Virginia		

SPECIAL TEAMS TACKLES

NAME	T	KO	PUNT
Divine Deablo	2	1	1
Tyree Rodgers	1	1	0
Jovonn Quillen	1	0	1
Armani Chatman	1	0	1
Eli Adams	1	1	0
Khalil Ladler	1	0	1
Chamarri Conner	1	0	1
Reggie Floyd	1	0	1
TOTALS	9	3	6

HOKIES ON OPENING OFFENSIVE DRIVES

GAME	1ST HALF	2ND HALF
Boston College	Punt	Punt
Old Dominion		
Furman		
Duke		
Miami		
Rhode Island		
North Carolina		
Notre Dame		
Wake Forest		
Georgia Tech		
Pitt		
Virginia		

HOKIES ON OPENING DEFENSIVE SERIES

GAME	1ST HALF	2ND HALF
Boston College	Punt	Punt
Old Dominion		
Furman		
Duke		
Miami		
Rhode Island		
North Carolina		
Notre Dame		
Wake Forest		
Georgia Tech		
Pitt		
Virginia		

2019 STATISTICS

BIG PLAYS (MORE THAN 20 YARDS)

20-YARD PLUS PLAYS

YDS	TYPE	PLAYER(S)	OPPONENT
*55	Pass	Hezekiah Grimsley from Ryan Willis	Boston College
29	KR	Tayvion Robinson	Boston College
25	Pass	Kaleb Smith from Ryan Willis	Boston College
24	Pass	Hezekiah Grimsley from Ryan Willis	Boston College
22	Pass	Kaleb Smith from Ryan Willis	Boston College
*20	Pass	Tayvion Robinson from Ryan Willis	Boston College

* touchdown scored on play

VT LONG PLAYS BY THE NUMBERS

LONG PLAYS BY YARDS	NO.	TD
100+	0	0
90-99	0	0
80-89	0	0
70-79	0	0
60-69	0	0
50-59	1	1
40-49	0	0
30-39	0	0
20-29	5	1

LONG PLAYS BY TYPE	NO.	TD
Rushing	0	0
Passing	5	2
Punt returns	0	0
Kick returns	1	0
Interceptions	0	0
Fumble returns	0	0
Other	0	0
TOTAL	6	2

20-YARD PLUS BY PLAYER

PLAYER	NO.	TD	R	P	KR	PR	IR	FR
Tayvion Robinson	2	1	0	1	1	0	0	0
Hezekiah Grimsley	2	1	0	2	0	0	0	0
Kaleb Smith	2	0	0	2	0	0	0	0
TOTAL	6	2	0	5	1	0	0	0

VIRGINIA TECH'S LONGEST PLAYS OF THE YEAR

Rushing	10	Jalen Holston vs Boston College (8/31/2019)
Rushing TD		
Passing	55	Hezekiah Grimsley from Ryan Willis vs Boston College (8/31/2019)
Passing TD	55	Hezekiah Grimsley from Ryan Willis vs Boston College (8/31/2019)
Punt Return	7	Hezekiah Grimsley vs Boston College (8/31/2019)
Kick Return	29	Tayvion Robinson vs Boston College (8/31/2019)
INT Return	0	Jermaine Waller vs Boston College (8/31/2019)
Fumble Return		
Punt	53	Oscar Bradburn vs Boston College (8/31/2019)
Field Goal		

MONEY PLAYS (PLAYS RESULTING IN A 1ST DOWN OR TD)

RUSHERS	1ST	TD	NO.	ATT
Ryan Willis	7	0	7	11
Jalen Holston	2	0	2	6
Keshawn King	1	0	1	10
Deshawn McCleave	1	0	1	11
TOTALS	11	0	11	40
1st DOWN TOTALS	1	0	1	18
2nd DOWN TOTALS	4	0	4	12
3rd DOWN TOTALS	3	0	3	7
4th DOWN TOTALS	3	0	3	3

RECEIVERS	1ST	TD	NO.	ATT
Tayvion Robinson	4	1	4	6
Kaleb Smith	4	1	4	4
Tre Turner	3	0	3	5
Hezekiah Grimsley	3	1	3	4
James Mitchell	2	1	2	2
Dalton Keene	1	0	1	4
TOTALS	17	4	17	29
1st DOWN TOTALS	8	1	8	14
2nd DOWN TOTALS	4	3	4	9
3rd DOWN TOTALS	5	0	5	6
4th DOWN TOTALS	0	0	0	0

DRIVE START AVERAGES

OBTAINED	HOKIES		OPPONENTS	
	#	AVG	#	AVG
Kickoff	6	23.5	5	26.6
Punt	6	32.3	6	30.3
Field goal	1	21.0	0	0.0
Fumble	0	0.0	2	77.5
Interception	1	2.0	3	33.0
Downs	1	16.0	0	0.0
All drives	15	24.9	16	35.6

2019 STATISTICS

SUPERLATIVES

MOST BY A HOKIE...

Rushes	13	Ryan Willis at Boston College (Aug 31, 2019)
Yards Rushing	33	Keshawn King at Boston College (Aug 31, 2019)
TD Rushes	0	
Long Rush	10	Jalen Holston at Boston College (Aug 31, 2019)
Pass attempts	47	Ryan Willis at Boston College (Aug 31, 2019)
Pass completions	29	Ryan Willis at Boston College (Aug 31, 2019)
Yards Passing	344	Ryan Willis at Boston College (Aug 31, 2019)
TD Passes	4	Ryan Willis at Boston College (Aug 31, 2019)
Long Pass	55	Ryan Willis at Boston College (Aug 31, 2019)
Receptions	6	Tayvion Robinson at Boston College (Aug 31, 2019)
Yards Receiving	98	Hezekiah Grimsley at Boston College (Aug 31, 2019)
TD Receptions	1	Tayvion Robinson at Boston College (Aug 31, 2019) Hezekiah Grimsley at Boston College (Aug 31, 2019) Kaleb Smith at Boston College (Aug 31, 2019) James Mitchell at Boston College (Aug 31, 2019)
Long Reception	55	Hezekiah Grimsley at Boston College (Aug 31, 2019)
Field Goals	0	
Long Field Goal	0	
Punts	6	Oscar Bradburn at Boston College (Aug 31, 2019)
Punting Avg	45.5	Oscar Bradburn at Boston College (Aug 31, 2019)
Long Punt	53	Oscar Bradburn at Boston College (Aug 31, 2019)
Punts inside 20	1	Oscar Bradburn at Boston College (Aug 31, 2019)
Long Punt Return	7	Hezekiah Grimsley at Boston College (Aug 31, 2019)
Long Kickoff Return	29	Tayvion Robinson at Boston College (Aug 31, 2019)
Tackles	13	Rayshard Ashby at Boston College (Aug 31, 2019)
Sacks	1.0	Rayshard Ashby at Boston College (Aug 31, 2019)
Tackles For Loss	3.5	Rayshard Ashby at Boston College (Aug 31, 2019)
Interceptions	1	Jermaine Waller at Boston College (Aug 31, 2019)

VIRGINIA TECH GAME HIGHS

Rushes	42	at Boston College (Aug 31, 2019)
Yards Rushing	98	at Boston College (Aug 31, 2019)
Yards Per Rush	2.3	at Boston College (Aug 31, 2019)
TD Rushes	0	
Pass attempts	47	at Boston College (Aug 31, 2019)
Pass completions	29	at Boston College (Aug 31, 2019)
Yards Passing	344	at Boston College (Aug 31, 2019)
Yards Per Pass	7.3	at Boston College (Aug 31, 2019)
TD Passes	4	at Boston College (Aug 31, 2019)
Total Plays	89	at Boston College (Aug 31, 2019)
Total Offense	442	at Boston College (Aug 31, 2019)
Yards Per Play	5.0	at Boston College (Aug 31, 2019)
Points	28	at Boston College (Aug 31, 2019)
Sacks By	1	at Boston College (Aug 31, 2019)
First Downs	29	at Boston College (Aug 31, 2019)
Penalties	4	at Boston College (Aug 31, 2019)
Penalty Yards	20	at Boston College (Aug 31, 2019)
Turnovers	5	at Boston College (Aug 31, 2019)
Interceptions By	1	at Boston College (Aug 31, 2019)
Punts	6	at Boston College (Aug 31, 2019)
Punting Avg	45.5	at Boston College (Aug 31, 2019)
Long Punt	53	at Boston College (Aug 31, 2019)
Punts inside 20	1	at Boston College (Aug 31, 2019)
Long Punt Return	7	at Boston College (Aug 31, 2019)

MOST BY AN OPPONENT...

Rushes	23	Dillon,A, at Boston College (Aug 31, 2019)
Yards Rushing	81	Dillon,A, at Boston College (Aug 31, 2019)
TD Rushes	1	Bailey,D, at Boston College (Aug 31, 2019) Dillon,A, at Boston College (Aug 31, 2019) Brown,A, at Boston College (Aug 31, 2019)
Long Rush	28	Brown,A, at Boston College (Aug 31, 2019)
Pass attempts	26	Brown,A, at Boston College (Aug 31, 2019)
Pass completions	15	Brown,A, at Boston College (Aug 31, 2019)
Yards Passing	275	Brown,A, at Boston College (Aug 31, 2019)
TD Passes	2	Brown,A, at Boston College (Aug 31, 2019)
Long Pass	58	Brown,A, at Boston College (Aug 31, 2019)
Receptions	4	Long,H, at Boston College (Aug 31, 2019)
Yards Receiving	91	Flowers,Z, at Boston College (Aug 31, 2019)
TD Receptions	1	White,K, at Boston College (Aug 31, 2019) Flowers,Z, at Boston College (Aug 31, 2019)
Long Reception	58	Flowers,Z, at Boston College (Aug 31, 2019)
Field Goals	0	
Long Field Goal	0	
Punts	6	Carlson,G, at Boston College (Aug 31, 2019)
Punting Avg	38.5	Carlson,G, at Boston College (Aug 31, 2019)
Long Punt	48	Carlson,G, at Boston College (Aug 31, 2019)
Punts inside 20	1	Carlson,G, at Boston College (Aug 31, 2019)
Long Punt Return	12	Levy,T, at Boston College (Aug 31, 2019)
Long Kickoff Return	20	Levy,T, at Boston College (Aug 31, 2019)
Tackles	10	Richardson,M, at Boston College (Aug 31, 2019)
Sacks	1.0	Haynes,T, at Boston College (Aug 31, 2019) Luchetti,J, at Boston College (Aug 31, 2019)
Tackles For Loss	1.5	Luchetti,J, at Boston College (Aug 31, 2019)
Interceptions	1	Sebastian,B, at Boston College (Aug 31, 2019) Sparacio,J, at Boston College (Aug 31, 2019) Karafa,T, at Boston College (Aug 31, 2019)

OPPONENT GAME HIGHS

Rushes	48	at Boston College (Aug 31, 2019)
Yards Rushing	157	at Boston College (Aug 31, 2019)
Yards Per Rush	3.3	at Boston College (Aug 31, 2019)
TD Rushes	3	at Boston College (Aug 31, 2019)
Pass attempts	27	at Boston College (Aug 31, 2019)
Pass completions	15	at Boston College (Aug 31, 2019)
Yards Passing	275	at Boston College (Aug 31, 2019)
Yards Per Pass	10.2	at Boston College (Aug 31, 2019)
TD Passes	2	at Boston College (Aug 31, 2019)
Total Plays	75	at Boston College (Aug 31, 2019)
Total Offense	432	at Boston College (Aug 31, 2019)
Yards Per Play	5.8	at Boston College (Aug 31, 2019)
Points	35	at Boston College (Aug 31, 2019)
Sacks By	2	at Boston College (Aug 31, 2019)
First Downs	18	at Boston College (Aug 31, 2019)
Penalties	6	at Boston College (Aug 31, 2019)
Penalty Yards	32	at Boston College (Aug 31, 2019)
Turnovers	1	at Boston College (Aug 31, 2019)
Interceptions By	3	at Boston College (Aug 31, 2019)
Punts	6	at Boston College (Aug 31, 2019)
Punting Avg	38.5	at Boston College (Aug 31, 2019)
Long Punt	48	at Boston College (Aug 31, 2019)
Punts inside 20	1	at Boston College (Aug 31, 2019)
Long Punt Return	12	at Boston College (Aug 31, 2019)

**2019 STATISTICS
VIRGINIA TECH MISCELLANEOUS STATS**

3RD-DOWN CONVERSIONS

DATE	OPPONENT	SCORE	OVERALL	1ST QTR	2ND QTR	3RD QTR	4TH QTR	OT
Aug. 31	at Boston College*	L 28-35	8-18 44.4%	1-4 25.0%	2-4 50.0%	2-4 50.0%	3-6 50.0%	
Sept. 7	Old Dominion							
Sept. 14	Furman							
Sept. 27	Duke*							
Oct. 5	at Miami*							
Oct. 12	Rhode Island							
Oct. 19	North Carolina*							
Nov. 2	at Notre Dame							
Nov. 9	Wake Forest*							
Nov. 16	at Georgia Tech*							
Nov. 23	Pitt*							
Nov. 29	at Virginia*							
Virginia Tech			8-18 44.4%	1-4 25.0%	2-4 50.0%	2-4 50.0%	3-6 50.0%	0-0 0.0%
Opponents			9-19 47.4%	2-6 33.3%	4-5 80.0%	0-3 0.0%	3-5 60.0%	0-0 0.0%

4TH-DOWN CONVERSIONS

DATE	OPPONENT	SCORE	OVERALL	1ST QTR	2ND QTR	3RD QTR	4TH QTR	OT
Aug. 31	at Boston College*	L 28-35	3-3 100.0%	0-0 0.0%	0-0 0.0%	1-1 100.0%	2-2 100.0%	
Sept. 7	Old Dominion							
Sept. 14	Furman							
Sept. 27	Duke*							
Oct. 5	at Miami*							
Oct. 12	Rhode Island							
Oct. 19	North Carolina*							
Nov. 2	at Notre Dame							
Nov. 9	Wake Forest*							
Nov. 16	at Georgia Tech*							
Nov. 23	Pitt*							
Nov. 29	at Virginia*							
Virginia Tech			3-3 100.0%	0-0 0.0%	0-0 0.0%	1-1 100.0%	2-2 100.0%	0-0 0.0%
Opponents			1-2 50.0%	0-1 0.0%	0-0 0.0%	0-0 0.0%	1-1 100.0%	0-0 0.0%

TIME OF POSSESSION

DATE	OPPONENT	SCORE	OVERALL	1ST QTR	2ND QTR	3RD QTR	4TH QTR
Aug. 31	at Boston College*	L 28-35	33:58	6:20	8:08	11:50	7:40
Sept. 7	Old Dominion						
Sept. 14	Furman						
Sept. 27	Duke*						
Oct. 5	at Miami*						
Oct. 12	Rhode Island						
Oct. 19	North Carolina*						
Nov. 2	at Notre Dame						
Nov. 9	Wake Forest*						
Nov. 16	at Georgia Tech*						
Nov. 23	Pitt*						
Nov. 29	at Virginia*						
Virginia Tech			Total	6:20	8:08	11:50	7:40
			Avg.	6:20	8:08	11:50	7:40
Opponents			Total	8:40	6:52	3:10	7:20
			Avg.	8:40	6:52	3:10	7:20

RED ZONE STATS

VIRGINIA TECH INSIDE OPPONENT RED-ZONE											FAILED TO SCORE INSIDE RZ				
DATE	OPPONENT	SCORE	TIMES IN RZ	TIMES SCORED	TOTAL PTS	TDS	RUSH TDS	PASS TDS	FGS MADE	FGA	DOWNNS	INT	FUMB	HALF	GAME
Aug. 31	at Boston College*	L 28-35	4	3	21	3	0	3	0	0	0	1	0	0	0
Sept. 7	Old Dominion														
Sept. 14	Furman														
Sept. 27	Duke*														
Oct. 5	at Miami*														
Oct. 12	Rhode Island														
Oct. 19	North Carolina*														
Nov. 2	at Notre Dame														
Nov. 9	Wake Forest*														
Nov. 16	at Georgia Tech*														
Nov. 23	Pitt*														
Nov. 29	at Virginia*														
Totals 3 of 4 (75.0%)			4	3	21	3	0	3	0	0	0	1	0	0	0
OPPONENT INSIDE VIRGINIA TECH RED-ZONE											FAILED TO SCORE INSIDE RZ				
DATE	OPPONENT	SCORE	TIMES IN RZ	TIMES SCORED	TOTAL PTS	TDS	RUSH TDS	PASS TDS	FGS MADE	FGA	DOWNNS	INT	FUMB	HALF	GAME
Aug. 31	at Boston College*	L 28-35	5	3	21	3	2	1	0	1	1	0	0	0	0
Sept. 7	Old Dominion														
Sept. 14	Furman														
Sept. 27	Duke*														
Oct. 5	at Miami*														
Oct. 12	Rhode Island														
Oct. 19	North Carolina*														
Nov. 2	at Notre Dame														
Nov. 9	Wake Forest*														
Nov. 16	at Georgia Tech*														
Nov. 23	Pitt*														
Nov. 29	at Virginia*														
Totals 3 of 5 (60.0%)			5	3	21	3	2	1	0	1	1	0	0	0	0

2019 STATISTICS

SCORING DRIVES

VIRGINIA TECH SCORING

QTR	OPPONENT	SCORING PLAY	PLAYS-YDS.-TOP
1	Boston College	Grimsley, H 55 Pass From Willis, R (Johnson, B)	6-79-2:51
2	Boston College	Robinson, T 20 Pass From Willis, R (Johnson, B)	9-88-3:31
3	Boston College	Mitchell, J 11 Pass From Willis, R (Johnson, B)	11-59-5:27
4	Boston College	Smith, K 11 Pass From Willis, R (Johnson, B)	18-83-5:40
Totals			44-309-17:29
Average Scoring Drive			11.0 plays-77.3 yds.

- 4 Total Scores (0 Run, 4 Pass, 0 FG, 0 S.T., 0 Safety, 0 Defense)
 - 1 First Quarter Scores (0 Run, 1 Pass, 0 FG, 0 S.T., 0 Safety, 0 Defense)
 - 1 Second Quarter Scores (0 Run, 1 Pass, 0 FG, 0 S.T., 0 Safety, 0 Defense)
 - 1 Third Quarter Scores (0 Run, 1 Pass, 0 FG, 0 S.T., 0 Safety, 0 Defense)
 - 1 Fourth Quarter Scores (0 Run, 1 Pass, 0 FG, 0 S.T., 0 Safety, 0 Defense)
 - 0 Overtime Scores (0 Run, 0 Pass, 0 FG, 0 S.T., 0 Safety, 0 Defense)

Most plays in a scoring drive:	18 plays - vs. Boston College (18-83-5:40 TD)
Longest scoring drive:	5:40 - vs. Boston College (18-83-5:40 TD)
Longest TOP scoring drive:	5:40 - vs. Boston College (18-83-5:40 TD)
Average TOP on offensive scoring drives:	4:22

OPPONENT SCORING

QTR	OPPONENT	SCORING PLAY	PLAYS-YDS.-TOP
1	Boston College	Flowers,Z 33 Pass From Brown,A (Boumerhi,A)	5-67-1:18
2	Boston College	Dillon,A 17 Rush (Boumerhi,A)	9-75-3:27
2	Boston College	White,K 17 Pass From Brown,A (Boumerhi,A)	3-17-0:42
2	Boston College	Brown,A 28 Rush (Boumerhi,A)	2-28-0:14
4	Boston College	Bailey,D 1 Rush (Boumerhi,A)	10-56-3:31
Totals			29-243- 9:12
Average Scoring Drive			5.8 plays-48.6 yds.

- 5 Total Scores (3 Run, 2 Pass, 0 FG, 0 S.T., 0 Safety, 0 Defense)
 - 1 First Quarter Scores (0 Run, 1 Pass, 0 FG, 0 S.T., 0 Safety, 0 Defense)
 - 3 Second Quarter Scores (2 Run, 1 Pass, 0 FG, 0 S.T., 0 Safety, 0 Defense)
 - 0 Third Quarter Scores (0 Run, 0 Pass, 0 FG, 0 S.T., 0 Safety, 0 Defense)
 - 1 Fourth Quarter Scores (1 Run, 0 Pass, 0 FG, 0 S.T., 0 Safety, 0 Defense)
 - 0 Overtime Scores (0 Run, 0 Pass, 0 FG, 0 S.T., 0 Safety, 0 Defense)

Most plays in a scoring drive:	10 plays - vs. Boston College (10-56-3:31 TD)
Longest scoring drive:	75 yards - vs. Boston College (9-75-3:27 TD)
Longest TOP scoring drive:	3:31 - vs. Boston College (10-56-3:31 TD)
Average TOP on offensive scoring drives:	1:50

2019 STATISTICS
OFFENSIVE GAME-BY-GAME
PASSING

#5 WILLIS, R	ATT	COMP	INT	PCT	YARDS	TD	LONG	SACK	YDS	EFFIC
Boston College	47	29	3	61.7	344	4	55	2	12	138.5
TOTALS	47	29	3	61.7	344	4	55	2	12	138.5

RUSHING

PLAYER	NO-YDS/TD	BC	ODU	FUR	DU	MIA	URI	UNC	ND	WF	GT	PITT	UVA
King, K RB	10-33/0	10-33/0											
McCleave, D RB	11-32/0	11-32/0											
Holston, J RB	6-19/0	6-19/0											
Willis, R QB	13-13/0	13-13/0											
Turner, T WR	1-7/0	1-7/0											
TEAM	1--6/0	1--6/0											

RECEIVING

PLAYER	NO-YDS/TD	BC	ODU	FUR	DU	MIA	URI	UNC	ND	WF	GT	PITT	UVA
Grimsley, H WR	4-98/1	4-98/1											
Robinson, T WR	6-72/1	6-72/1											
Smith, K WR	4-62/1	4-62/1											
Turner, T WR	5-49/0	5-49/0											
Mitchell, J TE	2-22/1	2-22/1											
Patterson, P WR	2-19/0	2-19/0											
Keene, D TE	4-13/0	4-13/0											
McCleave, D RB	1-6/0	1-6/0											
King, K RB	1-3/0	1-3/0											

FIELD GOALS

PLAYER	FG-FGA (LG)	BC	ODU	FUR	DU	MIA	URI	UNC	ND	WF	GT	PITT	UVA

PUNTING

PLAYER	NO-YDS-AVG	BC	ODU	FUR	DU	MIA	URI	UNC	ND	WF	GT	PITT	UVA
Bradburn, O	6-273-45.5	6-273-45.5											

2018 STATISTICS

DEFENSIVE GAME-BY-GAME

TOTAL TACKLES

PLAYER	UA-A	TOT	BC	ODU	FUR	DU	MIA	URI	UNC	ND	WF	GT	PITT	UVA
Ashby, R LB	7-6	13	7-6											
Deablo, D DB	5-5	10	5-5											
Floyd, R DB	3-6	9	3-6											
Waller, J DB	4-2	6	4-2											
Conner, C DB	3-2	5	3-2											
Tisdale, A LB	1-4	5	1-4											
Farley, C DB	3-1	4	3-1											
Pollard, N DL	1-3	4	1-3											
Hollifield, D LB	1-3	4	1-3											
Crawford, D DL	1-2	3	1-2											
Becton, J DL	2-1	3	2-1											
Kendricks, M DL	2-0	2	2-0											
Ladler, K DB	1-1	2	1-1											
Adams, E DL	1-1	2	1-1											
Griffin, J DL	1-1	2	1-1											
Artis, K LB	1-0	1	1-0											
Rodgers, T DB	1-0	1	1-0											
Dzansi, S	1-0	1	1-0											
Quillen, J DB	0-1	1	0-1											
Chatman, A DB	0-1	1	0-1											
Hewitt, J DL	0-1	1	0-1											

SACKS

PLAYER	UA-A	TOT	BC	ODU	FUR	DU	MIA	URI	UNC	ND	WF	GT	PITT	UVA
Ashby, R LB	1-0	1.0	1.0-6											

TACKLES FOR LOSS

PLAYER	UA-A	TOT	BC	ODU	FUR	DU	MIA	URI	UNC	ND	WF	GT	PITT	UVA
Ashby, R LB	3-1	3.5	3.5-13											
Crawford, D DL	1-0	1.0	1.0-1											
Kendricks, M DL	1-0	1.0	1.0-3											
Deablo, D DB	0-1	0.5	0.5-0											

2019 STATISTICS

DEFENSIVE GAME-BY-GAME

INTERCEPTION RETURNS

PLAYER	NO-YDS	BC	ODU	FUR	DU	MIA	URI	UNC	ND	WF	GT	PITT	UVA
Waller, J	1-0	1-0											

FUMBLES FORCED

PLAYER	NO-YDS	BC	ODU	FUR	DU	MIA	URI	UNC	ND	WF	GT	PITT	UVA

FUMBLES RECOVERED

PLAYER	NO-YDS	BC	ODU	FUR	DU	MIA	URI	UNC	ND	WF	GT	PITT	UVA

FUMBLE RETURNS

PLAYER	NO-YDS	BC	ODU	FUR	DU	MIA	URI	UNC	ND	WF	GT	PITT	UVA

SPECIAL TEAMS GAME-BY-GAME

PUNT RETURNS

PLAYER	NO-YDS	BC	ODU	FUR	DU	MIA	URI	UNC	ND	WF	GT	PITT	UVA
Grimsley, H	2-9	2-9											

KICK RETURNS

PLAYER	NO-YDS	BC	ODU	FUR	DU	MIA	URI	UNC	ND	WF	GT	PITT	UVA
Robinson, T	2-45	2-45											
McCleave, D	1-18	1-18											

STARTING LINEUPS

OFFENSE	QB	TE	WR	WR	RB	LT	LG	RT	RG	C	WR	PK	P
at Boston College*	R. Willis	D. Keene	T. Turner	T. Robinson	D. McCleave	C. Darrisaw	L. Smith	S. Dzansi	T.J. Jackson	Z. Hoyt	J. Mitchell	B. Johnson	O. Bradburn
Old Dominion													
Furman													
Duke*													
at Miami*													
Rhode Island													
North Carolina*													
at Notre Dame													
Wake Forest*													
at Georgia Tech*													
Pitt*													
at Virginia*													
DEFENSE	LCB	RCB	OLB	LDE	FS	ROV	MIKE	NT	RDE	NB	DT		
at Boston College*	J. Quillen	C. Farley	D. Hollifield	T. Garbutt	D. Deablo	R. Floyd	R. Ashby	J. Hewitt	E. Belmar	C. Conner	D. Crawford		
Old Dominion													
Furman													
Duke*													
at Miami*													
Rhode Island													
North Carolina*													
at Notre Dame													
Wake Forest*													
at Georgia Tech*													
Pitt*													
at Virginia*													

2019 STATISTICS

PARTICIPATION GAME-BY-GAME

PARTICIPATION

NO. PLAYER	GP/GS	BC	ODU	FUR	DU	MIA	URI	UNC	ND	WF	GT	PITT	UVA
46 Adams, E	1/-	XXX	XXX	XXX
15 Artis, K	1/-	XXX											
23 Ashby, R	1/1	START											
90 Becton, J	1/-	XXX											
8 Belmar, E	1/1	START											
9P Bradburn, O	1/-	XXX											
52 Cannon, A	1/-	XXX											
27 Chatman, A	1/-	XXX											
22 Conner, C	1/1	START											
36 Crawford, D	1/1	START											
77 Darrisaw, C	1/1	START											
17 Deablo, D	1/1	START											
89 Delulius, D	1/-	XXX											
60 Dzansi, S	1/1	START											
3 Farley, C	1/1	START											
1 Floyd, R	1/1	START											
86 Gallo, N	1/-	XXX											
45 Garbutt, T	1/1	START											
41 Griffin, J	1/-	XXX											
48 Griffith, D	1/-	XXX											
6 Grimsley, H	1/-	XXX											
57 Harris, J	1/-	XXX											
14 Hazelton, D	1/-	XXX											
5 Hewitt, J	1/1	START											
4 Hollifield, D	1/1	START											
1H Holston, J	1/-	XXX											
75 Hoyt, Z	1/1	START											
7 Hunter, D	1/-	XXX											
71 Jackson, T.J.	1/1	START											
9K Johnson, B	1/-	XXX											
2K Keene, D	1/1	START											
93 Kendricks, M	1/-	XXX											
35 King, K	1/-	XXX											
9 Ladler, K	1/-	XXX											
33 McCleave, D	1/1	START											
82 Mitchell, J	1/1	START											
37 Murray, B	1/-	XXX											
8P Patterson, P	1/-	XXX											
31 Peoples, N	1/-	XXX											
96 Pollard, N	1/-	XXX											
26 Quillen, J	1/1	START											
44 Rivers, D	1/-	XXX											
83 Robinson, T	1/1	START											
25 Rodgers, T	1/-	XXX											
9R Romo, P	1/-	XXX											
29 Seisay, I	1/-	XXX											
80 Smith, K	1/-	XXX											
54 Smith, L	1/1	START											
79 Smith, T	1/-	XXX											
95 Tenuta, L	1/-	XXX											
12 Thompson, N	1/-	XXX											
34 Tisdale, A	1/-	XXX											
11 Turner, T	1/1	START											
28 Waller, J	1/-	XXX											
5Q Willis, R	1/1	START											

Starts indicated by START; XXX - Played; ... - Did Not Play

2019 STATISTICS

VIRGINIA TECH TEAM STATISTICS

DATE	OPPONENT	RUSHING				REVEIVING				PASSING				KICK RETURN				PUNT RETURN				TOT OFF
		NO.	YDS	TD	LG	NO.	YDS	TD	LG	CMP-ATT-INT	YDS	TD	LG	NO	YDS	TD	LG	NO	YDS	TD	LG	
Aug 31	at Boston College*	42	98	0	10	29	344	4	55	29-47-3	344	4	55	3	63	0	29	2	9	0	7	442
Sept. 7	Old Dominion																					
Sept. 14	Furman																					
Sept. 27	Duke*																					
Oct. 5	at Miami*																					
Oct. 12	Rhode Island																					
Oct. 19	North Carolina*																					
Nov. 2	at Notre Dame																					
Nov. 9	Wake Forest*																					
Nov. 16	at Georgia Tech*																					
Nov. 23	Pitt*																					
Nov. 29	at Virginia*																					
Totals		42	98	0	10	29	344	4	55	29-47-3	344	4	55	3	63	0	29	2	9	0	7	442
Opponent		48	157	3	28	15	275	2	58	15-27-1	275	2	58	3	55	0	20	4	23	0	12	432

Games: 1

Avg/rush: 2.3

Avg/catch: 11.9

Pass effic: 138.50

KR avg: 21.0

PR avg: 4.5

All purpose avg/game: 514.0

Total offense avg/gm: 442.0

DATE	OPPONENT	TACKLES				SACKS NO-YDS	FUMBLE		PASS DEFENSE			BLKD KICK	PAT ATTEMPTS			SAF	PTS
		SOLO	AST	TOTAL	TFL-YDS		FF	FR-YDS	INT-YDS	QBH	BRK		KICK	RUN	RCV		
Aug 31	at Boston College*	39	41	80	6.0-17	1.0-6	0	0-0	1-0	1	4	0	4-4	0	0	0	28
Sept. 7	Old Dominion																
Sept. 14	Furman																
Sept. 27	Duke*																
Oct. 5	at Miami*																
Oct. 12	Rhode Island																
Oct. 19	North Carolina*																
Nov. 2	at Notre Dame																
Nov. 9	Wake Forest*																
Nov. 16	at Georgia Tech*																
Nov. 23	Pitt*																
Nov. 29	at Virginia*																
Totals		39	41	80	6.0-17	1.0-6	0	0-0	1-0	1	4	0	4-4	0	0	0	28
Opponent		44	46	90	8.0-26	2.0-12	1	2-0	3-0	1	4	0	5-5	0	0	0	35

DATE	OPPONENT	PUNTING				FIELD GOALS					KICKOFFS							
		NO	YDS	AVG	LG	BLKD	TB	FC	50+	I20	ATT-MADE	LG	BLKD	NO	YDS	AVG	TB	OB
Aug 31	at Boston College*	6	273	45.5	53	0	0	2	2	1	0-0	0	0	4	245	61.2	1	0
Sept. 7	Old Dominion																	
Sept. 14	Furman																	
Sept. 27	Duke*																	
Oct. 5	at Miami*																	
Oct. 12	Rhode Island																	
Oct. 19	North Carolina*																	
Nov. 2	at Notre Dame																	
Nov. 9	Wake Forest*																	
Nov. 16	at Georgia Tech*																	
Nov. 23	Pitt*																	
Nov. 29	at Virginia*																	
Totals		6	273	45.5	53	0	0	2	2	1	0-0	0	0	4	245	61.2	1	0
Opponent		6	231	38.5	48	0	0	2	0	1	1-0	0	0	6	387	64.5	3	0

2019 STATISTICS

OPPONENT TEAM STATISTICS

DATE	OPPONENT	RUSHING				REVEIVING				PASSING				KICK RETURN				PUNT RETURN				TOT OFF
		NO.	YDS	TD	LG	NO.	YDS	TD	LG	CMP-ATT-INT	YDS	TD	LG	NO	YDS	TD	LG	NO	YDS	TD	LG	
Aug 31	at Boston College*	48	157	3	28	15	275	2	58	15-27-1	275	2	58	3	55	0	20	4	23	0	12	432
Sept. 7	Old Dominion																					
Sept. 14	Furman																					
Sept. 27	Duke*																					
Oct. 5	at Miami*																					
Oct. 12	Rhode Island																					
Oct. 19	North Carolina*																					
Nov. 2	at Notre Dame																					
Nov. 9	Wake Forest*																					
Nov. 16	at Georgia Tech*																					
Nov. 23	Pitt*																					
Nov. 29	at Virginia*																					
	Opponent totals	48	157	3	28	15	275	2	58	15-27-1	275	2	58	3	55	0	20	4	23	0	12	432
	Virginia Tech	42	98	0	10	29	344	4	55	29-47-3	344	4	55	3	63	0	29	2	9	0	7	442

Games: 1

Avg/rush: 3.3

Avg/catch: 18.3

Pass effic: 158.15

KR avg: 18.3

PR avg: 5.8

All purpose avg/game: 510.0

Total offense avg/gm: 432.0

DATE	OPPONENT	TACKLES				SACKS NO-YDS	FUMBLE		PASS DEFENSE			BLKD KICK	PAT ATTEMPTS			SAF	PTS
		SOLO	AST	TOTAL	TFL-YDS		FF	FR-YDS	INT-YDS	QBH	BRK		KICK	RUN	RCV		
Aug 31	at Boston College*	44	46	90	8.0-26	2.0-12	1	2-0	3-0	1	4	0	5-5	0	0	0	35
Sept. 7	Old Dominion																
Sept. 14	Furman																
Sept. 27	Duke*																
Oct. 5	at Miami*																
Oct. 12	Rhode Island																
Oct. 19	North Carolina*																
Nov. 2	at Notre Dame																
Nov. 9	Wake Forest*																
Nov. 16	at Georgia Tech*																
Nov. 23	Pitt*																
Nov. 29	at Virginia*																
	Opponent totals	44	46	90	8.0-26	2.0-12	1	2-0	3-0	1	4	0	5-5	0	0	0	35
	Virginia Tech	39	41	80	6.0-17	1.0-6	0	0-0	1-0	1	4	0	4-4	0	0	0	28

DATE	OPPONENT	PUNTING							FIELD GOALS			KICKOFFS						
		NO	YDS	AVG	LG	BLKD	TB	FC	50+	I20	ATT-MADE	LG	BLKD	NO	YDS	AVG	TB	OB
Aug 31	at Boston College*	6	231	38.5	48	0	0	2	0	1	1-0	0	0	6	387	64.5	3	0
Sept. 7	Old Dominion																	
Sept. 14	Furman																	
Sept. 27	Duke*																	
Oct. 5	at Miami*																	
Oct. 12	Rhode Island																	
Oct. 19	North Carolina*																	
Nov. 2	at Notre Dame																	
Nov. 9	Wake Forest*																	
Nov. 16	at Georgia Tech*																	
Nov. 23	Pitt*																	
Nov. 29	at Virginia*																	
	Opponent totals	6	231	38.5	48	0	0	2	0	1	1-0	0	0	6	387	64.5	3	0
	Virginia Tech	6	273	45.5	53	0	0	2	2	1	0-0	0	0	4	245	61.2	1	0

The Last Time

TEAM

Scored 90+ points	99, vs. Emory & Henry (11/22/19)
Scored 80-89 points	86, vs. Roanoke College (9/30/1905)
Scored 70-79 points	77, vs. Akron (10/14/95)
Scored 60-69 points	62, vs. William & Mary (9/08/18)
Scored 50-59 points	59, vs North Carolina (10/21/17)
Scored 40-49 points	41, vs. Marshall (12/01/18)
Back-to-back 40+ games	vs. BC (49), vs. ECU (54), 2016
Three straight 40+ games	at NCSU (41), vs. CMU (45), vs. WF (52), 2010
Four straight 40+ games	NCSU (41), CMU (45), WF (52), Duke (44), 2010
Rushed for 500+ yards	500, at Pittsburgh (9/11/93)
Rushed for 400-499 yards	444, vs. Marshall (9/12/09)
Rushed for 300-399 yards	318, at Old Dominion (9/22/18)
Rushed for 200-299 yards	224, vs. Cincinnati (12/31/18)
Passed for 500+ yards	504, at Syracuse (11/09/02)
Passed for 400-499 yards	406, at Pittsburgh (10/27/16)
Passed for 300-399 yards	344, at Boston College (8/31/19)
Passed for 200-299 yards	219, vs. Cincinnati (12/31/18)
Rushed/Passed for 200+ yards	443, vs. Cincinnati (12/31/18)
	224 rush, 219 pass
Had 600+ yards in total offense	600, at Old Dominion (9/22/18)
Had 500-599 yards in total offense	582, vs. ODU (9/23/17)
Scored on first offensive play	vs. Appalachian State, 2011
	David Wilson, 20-yard run
Won on final offensive play	vs. Virginia (11/24/12)
	Cody Journell 29 yd FG
Lost on final offensive play	North Carolina (11/21/15)
	Quinshad Davis 5-yd pass from Marquise Williams (OT)
Won in overtime	34-31, vs. Virginia (11/23/18)
Lost in overtime	30-27 (OT), vs. North Carolina (11/21/15)
Recorded a safety	vs. East Carolina (9/24/16)
Recorded two defensive TDs	vs North Carolina (10/21/17)
Zero punts in a game	vs. William & Mary (9/08/18)
Zero sacks allowed in a game	vs. Boston College (11/03/18)
Recorded a shutout	at Virginia (11/24/17)
Held opp. to 0 yards or less rushing	-15, vs. Florida State (11/08/12)
Blocked two kicks in a game	vs. Pitt (11/18/17)
Scored special teams TD	vs. Virginia (11/23/18)
Scored defensive & special teams TD	vs North Carolina (10/21/17)
Played an overtime game	vs. Virginia (11/23/18)

INDIVIDUAL

Rushed for 200+ yards	253, Darren Evans, vs. Maryland (11/06/08)
Rushed for 150-199 yards	156, Steven Peoples, at ODU (9/22/18)
Two players rushed for 100 yards	NC State (10/02/10)
	(Darren Evans, 160 yds. & Tyrod Taylor, 121 yds.)
Three players rushed for 100 yards	at South Carolina (10/12/74)
	Phil Rogers (120), Roscoe Coles (111) & George Heath (104)
Had 40+ carries	42, Cyrus Lawrence, vs. Memphis St. (10/03/81)
Had 30-39 carries	33, Travon McMillian, at Boston College (10/31/15)
Had 20-29 carries	20, Steven Peoples, at Old Dominion (9/22/18)
Had two players with 20+ carries	Logan Thomas (23) & Trey Edmunds (22) vs. Marshall (9/21/13)
Rushed for 6 TDs	Tommy Francisco, vs. VMI (11/24/66)
Rushed for 5 TDs	Lee Suggs, at UCF (11/11/00)
Rushed for 4 TDs	Trey Edmunds, at Miami (11/09/13)
Rushed for 3 TDs	David Wilson, vs. Appalachian State (9/03/11)
Rushed for 2 TDs	Steven Peoples at Old Dominion (9/22/18)
Passed for 500+ yards	504, Bryan Randall, at Syracuse (11/09/02)
Passed for 300-499 yards	344, Ryan Willis at Boston College (8/31/19)
Passed for 200-299 yards	219, Ryan Willis vs. Cincinnati (12/31/18)
Two QBs each pass for 100+ yards	at Old Dominion (9/22/18)
	(Josh Jackson, 151 yds. & Ryan Willis, 131 yds.)

Passed for 5 TDs	Josh Jackson, at ECU (9/16/17)
Passed for 4 TDs	Ryan Willis, at Boston College (8/31/19)
Passed for 3 TDs	Ryan Willis, at Pittsburgh (11/10/18)
Passed for 2 TDs	Ryan Willis, vs. Cincinnati (12/31/18)
Two QBs with 2 TD passes apiece	Logan Thomas and Mark Leal vs. Appalachian State (9/03/11)
Had 50+ pass attempts	52, Ryan Willis, vs Notre Dame (10/06/18)
Had 40-49 pass attempts	47, at Boston College (8/31/19)
Had 30-39 pass attempts	31, Ryan Willis, vs. Cincinnati (12/31/18)
Had 20-29 pass attempts	26, Ryan Willis, vs. Marshall (12/01/18)
Had 30+ pass completions	31, Ryan Willis, vs Notre Dame (10/06/18)
Had 20-29 pass completions	29, Ryan Willis, at Boston College (8/31/19)
QB rush/pass for 100 yards	Logan Thoms vs. Duke (10/26/13)
	(101 rush, 214 pass)
Had 10+ receptions	12, Damon Hazelton, vs Notre Dame (10/06/18)
Had 250+ yards receiving	279, Ernest Wilford, at Syracuse (11/09/02)
Had 200-249 yards receiving	227, Isaiah Ford, vs. Tulsa (12/26/15)
Had 100+ yards receiving	131, Damon Hazelton at ODU (9/22/18)
Three players with 100+ receiving	at Pittsburgh (10/27/16)
	Isaiah Ford (143), Bucky Hodges (145), Cam Phillips (109)
Had 4 TD receptions	Ernest Wilford at Syracuse (11/09/02)
Had 3 TD receptions	Eric Kumah at Pitt (11/10/18)
Had 2 TD receptions	Steven Peoples, vs. ODU (9/23/17)
Intercepted 3 passes	Kendall Fuller, vs. Duke (10/26/13)
Intercepted 2 passes	Caleb Farley at Florida State (9/03/18)
Returned a KO for TD	Demitri Knowles, at North Carolina (10/06/12)
Returned punt for TD	Greg Stroman, vs North Carolina (10/21/17)
Returned an INT for TD	Greg Stroman, at Georgia Tech (11/11/17)
Returned a fumble for TD	Ricky Walker, vs North Carolina (10/21/17)
Returned blocked punt for TD	Jovonn Quillen vs. Virginia (11/23/18)
Returned blocked FG for TD	Adonis Alexander vs. Duke (11/05/16)
Returned blocked PAT for 2 pts	Stephan Virgil, vs. East Carolina (8/30/08)
Blocked an extra point	Dadi Nicolas, vs. Miami (10/23/14)
Blocked a FG	Tim Settle at Virginia (11/24/17)
Blocked a punt	Tre Turner vs. Virginia (11/23/18)
Scored a def. and special teams TD in a game	DeAngelo Hall vs. Arkansas St. (8/25/02) (49-yd. INT & 69-yd. PR)
Returned two punts for TDs	DeAngelo Hall vs. Syracuse (10/11/03) (58 & 60 yds.)
Successful 2-point conversion	at North Carolina (10/13/18)
	Damon Hazelton, reception
Made 6 FGs	Joey Slye, at Pitt (10/27/16)
Made 5 FGs	Chris Kinzer, vs. Vanderbilt (11/15/86)
Made 4 FGs	Joey Slye, at Boston College (10/31/15)
Made 3 FGs	Brian Johnson, vs Notre Dame (10/06/18)
Kicked a 60+ FG	61, Wayne Latimer, vs. Florida State (10/11/1975)
Kicked a 50-59 FG	50, Joey Slye, at Miami (11/04/17)
Kicked a 40-49 FG	43, Brian Johnson, vs Notre Dame (10/06/18)
Kicked two 40+ yards FGs in one game	Joey Slye, at Virginia (11/28/15)
Kicked a 70+ punt	72, Oscar Bradburn vs. Boston College (11/03/18)
Kicked a 60-69 punt	63, Oscar Bradburn, at Old Dominion (9/22/18)

The Last Time – Opponent

TEAM

Scored 70+ points	77, Alabama (10/27/73)
Scored 60-69 points	66, Washington & Lee (11/03/51)
Scored 50-59 points	52, at Pittsburgh (11/10/18)
Scored 40-49 points	49, vs. Georgia Tech (10/25/18)
Rushed for 500+ yards	748, Alabama (10/27/73)
Rushed for 400-499 yards	492, at Pittsburgh (11/10/18)
Rushed for 300-399 yards	309, vs. Georgia Tech (11/12/16)
Rushed for 200-299 yards	256, vs. Cincinnati (12/31/18)
Had 50-99 yards rushing	94, at Florida State (9/03/18)
Had FEWER than 50 yards rushing	34 vs. William & Mary (9/08/18)

Passed for 500+ yards	NEVER
Passed for 400-499 yards	494, at Old Dominion (9/22/18)
Had 50-99 yards passing	85, vs. ODU (9/23/17)
Had FEWER than 50 yards passing	0, vs. Georgia Tech (10/25/18)
Had 800+ yards in total offense	833, Alabama (10/27/73)
Had 700-799 yards in total offense	NEVER
Had 600-699 yards in total offense	654, at Pittsburgh (11/10/18)
Had 500-599 yards in total offense	522, at North Carolina (10/13/18)

Recorded a safety	Boston College [2] (10/18/08)
Recorded a defensive TD	vs. Clemson (9/30/17)
Shut out Tech	Cincinnati (9/16/95)
Blocked two kicks in a game	Duke (9/16/06)
Scored a special teams TD	vs. Miami (11/17/18)
Scored defensive & special teams TD	Alabama (8/31/13)

INDIVIDUAL

Rushed for 200+ yards	204, Brenden Knox, vs. Marshall (12/01/18)
Rushed for 150-199 yards	120, Justice Hill, vs. Ok State (12/28/17)
Rushed for 100-149 yards	178, Dexter Williams, vs. Notre Dame (10/06/18)
Two players rushed for 100 yards	at Pittsburgh (11/10/18)
	Qadree Ollison (235), Darrin Hall (186)

Three players rushed for 100 yards	NEVER
Had 40+ carries	40, Tobias Oliver vs. Georgia Tech (10/25/18)
Had 35-39 carries	38, Derrick Knight, Boston College (11/22/03)
Rushed for 6 TDs	Willis McGahee, Miami (12/07/02)
Rushed for 5 TDs	NEVER
Rushed for 4 TDs	Chris Brantley, Rutgers (10/31/92)
Rushed for 3 TDs	Qadree Ollison, at Pittsburgh (11/10/18)
Rushed for 2 TDs	Michael Warren, vs. Cincinnati (12/31/18)

Passed for 500+ yards	NEVER
Passed for 400-499 yards	494, Blake LaRussa, at ODU (9/22/18)
Passed for 300-399 yards	371, Will Grier vs. West Virginia (9/03/17)
Passed for 5 TDs	NEVER
Passed for 4 TDs	Blake LaRussa, at ODU (9/22/18)
Passed for 3 TDs	Bryce Perkins, vs. Virginia (11/23/18)
Had 50+ pass attempts	53, Will Grier vs. West Virginia (9/03/17)
Had 40-49 pass attempts	49, Blake LaRussa, at ODU (9/22/18)
Had 30-39 pass attempts	34, Isaiah Greene, vs. Marshall (12/01/18)
Had 30+ pass completions	30, Blake LaRussa, at ODU (9/22/18)
Had 20-29 pass comps	26, N'Kosi Perry, vs. Miami (11/17/18)
QB rush/pass for 100 yards	Bryce Perkins, vs. Virginia (11/23/18)
	259 yds passing, 112 yds rushing
Had 11+ receptions	13, Gary Jennings Jr., vs. West Virginia (9/03/17)
Had 250+ yards receiving	NEVER

Had 200-249 yards receiving	224, Cam Worthy, East Carolina (9/13/14)
Had 100+ yards receiving	119, Joe Reed, vs. Virginia (11/23/18)
Two players w/100+ yards receiving	at Old Dominion (9/22/18)
	Travis Fulgham, 188, Jonathan Duhart, 142
Had 4 TD receptions	Chris Brantley, Rutgers (10/31/92)
Had 3 TD receptions	Coby Fleener, Stanford (1/03/11)
Had 2 TD receptions	Joe Reed, vs. Virginia (11/23/18)
Intercepted 3 passes	Aaron Beasley, West Virginia (9/22/94)
Intercepted 2 passes	Cordrea Tankersley, vs. Clemson, 2016 (12/03/16)

Returned a KO for TD	Christion Jones, Alabama (8/31/13)
Returned punt for TD	Jeff Thomas, vs. Miami (11/17/18)
Returned an INT for TD	Dorian O'Daniel, vs. Clemson (9/30/17)
Returned/recovered a fumble for TD	Julian Love, vs. Notre Dame (10/06/18)
Returned blocked punt for TD	T.J. Lee, East Carolina (8/30/08)
Returned blocked FG for TD	NEVER
Returned blocked PAT for 2 pts	Nigel Bradham, Florida State (12/04/10)
Blocked an extra point	Richard Ash, Western Michigan (9/27/14)
Blocked a FG	Nasir Adderley, vs. Delaware (9/09/17)
Blocked a punt	Gabriel Terry, Miami (11/1/2012)
2-point conversion	at Pittsburgh (10/27/16)

Made 6 FGs	Nathan Peterman pass to James Conner
Made 5 FGs	NEVER
Made 4 FGs	Alex Henery, Nebraska (9/19/09)
Made 3 FGs	Freeman Jones, at North Carolina (10/13/18)
Made 3 FGs	Matt Amendola vs. Okla. State (12/28/17)
Kicked a 60+ FG	NEVER
Kicked a 50-59 FG	51, Cole Murphy, at Syracuse (10/15/16)
Kicked two 50+ FGs	51 & 53, Ross Martin, Duke (10/26/13)
Kicked a 40-49 FG	40, Harrison Butker, vs. Georgia Tech (11/12/16)
Kicked a 70+ punt	76, Alex Henery, Nebraska (9/19/09)
Kicked a 60-69 punt	67, Nicholas Conte, vs. Virginia (11/26/16)

TURNOVERS

THE LAST TIME TECH...

Lost two fumbles	at Boston College (8/31/19)
Lost three fumbles	vs. Miami (10/23/14)
Lost four fumbles	vs. Liberty (9/03/16)
Lost five or more fumbles	5, vs. Tennessee (9/10/16)

Threw three interceptions	at Boston College, Ryan Willis (8/31/19)
Threw four interceptions	Logan Thomas vs. Duke (10/26/13)
Threw five interceptions	Maurice DeShazo vs. Virginia (11/19/94)
Threw six or more interceptions	7, vs. Florida St. (10/10/59)

THE LAST TIME AN OPPONENT...

Lost two fumbles	at North Carolina (10/13/18)
Lost three fumbles	vs. Virginia (11/23/18)
Lost four fumbles	Arkansas St. (8/25/02)
Lost five or more fumbles	5, Clemson (9/14/85)
Threw three interceptions	at Florida State (9/03/18)
Threw four interceptions	Duke (10/26/13)
Threw five interceptions	Georgia Tech (11/1/07)
Threw six or more interceptions	6, Rutgers (11/21/98)

GAME ONE



VIRGINIA TECH 28
BOSTON COLLEGE 35

ALUMNI STADIUM • CHESTNUT HILL, MASS. • AUG. 31, 2019 • ATT: 35,213

Despite 344 yards and four touchdowns passing from quarterback Ryan Willis, the Virginia Tech football fell 35-38 to Boston College in an ACC game played Saturday afternoon and a game that marked the season opener for both teams.

The Hokies had won in their previous two visits to Chestnut Hill, but turnovers doomed them in this one, as the Hokies committed five of them and the Eagles scored 14 points off of those turnovers.

Trailing 35-21 late in the fourth quarter, the Hokies went on an 18-play march that used 2:30 off the clock and scored on an 11-yard touchdown pass from Willis to Kaleb Smith with 2:13 remaining. But on the ensuing possession, BC tailback AJ Dillon ran for 11 yards on third-and-9, and the Eagles ran out the clock for the win.

The Hokies actually led early in the game, taking a 14-7 advantage after a 20-yard touchdown pass from Willis to freshman receiver Tayvion Robinson. The extra point gave the Hokies the lead with 11:29 left in the first half.

But the remainder of the second quarter was all BC, as the Eagles took the lead and never trailed again, converting two Tech turnovers into 14 points. BC first tied the game at 14 on a 17-yard touchdown run by Dillon with 7:58 left in the half, and moments later, took advantage of a Willis fumble that gave the Eagles great field position at the Tech 17. That drive ended with a 17-yard touchdown pass from Anthony Brown to Kobay White with 6:20 remaining in the half that gave BC a 21-14 lead.

The critical turnover, though, came toward the end of the first half when Tech's Hezekiah Grimsley muffed a punt, which BC recovered at the Tech 20. Two plays later, Brown scampered into the end zone, giving the Eagles a 28-14 advantage. Tech drove into BC territory on its final drive of the half, but a Willis pass into the end zone was intercepted by BC's Joseph Sparacio.

The Hokies managed to cut the lead to 28-21 on a 10-yard touchdown pass from Willis to James Mitchell with 3:09 left in the third quarter, but the Eagles answered on a 1-yard touchdown run by David Bailey with 7:53 left in the game.

Tech finished with 442 yards of offense, while the Eagles ended with 432 yards.

SCORING	1	2	3	4	F
Virginia Tech	7	7	7	7	28
Boston College	7	21	0	7	35

- 1st - 12:01** BC Flowers 33 yd pass from Brown (Boumerhi kick) 5 plays, 67 yards, TOP 1:18
- 1st - 04:43** VT Grimsley, H 55 yd pass from Willis (Johnson kick) 6 plays, 79 yards, TOP 2:51
- 2nd - 11:29** VT Robinson, T 20 yd pass from Willis (Johnson, B kick) 9 plays, 88 yards, TOP 3:31
- 2nd - 07:58** BC Dillon 17 yd run (Boumerhi kick) 9 plays, 75 yards, TOP 3:27
- 2nd - 06:20** BC White 17 yd pass from Brown (Boumerhi kick) 3 plays, 17 yards, TOP 0:42
- 2nd - 02:08** BC Brown 28 yd run (Boumerhi kick), 2 plays, 28 yards, TOP 0:14
- 3rd - 03:09** VT Mitchell 11 yd pass from Willis (Johnson kick) 11 plays, 59 yards, TOP 5:27
- 4th - 07:53** BC Bailey 1 yd run (Boumerhi kick) 10 plays, 56 yards, TOP 3:31
- 4th - 02:13** VT Smith 11 yd pass from Willis (Johnson kick) 18 plays, 83 yards, TOP 5:40

TEAM STATS	VT	BC
First downs	29	18
Rushing yds.	42-98	48-157
Passing yds.	344	275
Punt return yds.	9	23
Passes	29-47-3	15-27-1
Punts-avg.	6-45.5	6-38.5
Fumbles-lost	0-0	0-0
Penalties-yds.	4-20	6-32
Time of poss.	33:58	26:02

INDIVIDUAL STATS

Rushing — VT: King 10-33, McCleave 11-32, Holston 6-19, Willis 13-13, Turner 1-7; BC: Dillon 23-81, Bailey 12-38, Flowers 3-25, Brown 5-15, Richardson 1-2, TEAM 4 (-4).
Passing — VT: Willis 29-47-3 344; BC: Brown 15-26-0, White 0-1-1.
Receiving — VT: Grimsley 4-98, Robinson 6-72, Smith 4-62, Turner 5-49, Mitchell 2-22, Patterson 2-19, Keene 4-13, McCleave 1-6, King 1-3; BC: Flowers 2-91, White 3-73, Long 4-53, Bailey 1-27, Idrizi 2-20, Dillon 1-9, Burt 1-3, Glines 1- -1.