



# HOKIES

## 2019 Virginia Tech Volleyball Match Notes

### #Next

Sept. 20-21 | Blacksburg, Va.  
Hokie Invitational | Cassell Coliseum

#### INFORMATION

##### Virginia Tech Hokies



Record..... 6-4, 0-0 ACC  
Starters R/L..... 4+Libero/2  
Head Coach ..... Jill Wilson  
Record (Years) ..... 30-41 (3rd)

##### Arkansas State Red Wolves



Record..... 6-3, 0-0 Sun Belt  
Starters R/L..... 2+Libero/3  
Head Coach ..... Santiago Restrepo  
Record (Years) ..... 6-3 (1st)

##### Charlotte 49ers



Record..... 7-5, 0-0 C-USA  
Starters R/L..... 5+Libero/1  
Head Coach ..... Karen Watherington  
Record (Years) ..... 57-74 (5th)

##### Chattanooga Mocs



Record..... 5-5, 0-0 SoCon  
Starters R/L..... 3+Libero/3  
Head Coach ..... Travis Filar  
Record (Years) ..... 109-152 (9th)

#### NUMBER TO KNOW

# 4

• For the fourth time in the Jill Wilson era, Tech went a perfect 3-0 on a weekend, claiming a tournament title after winning the crown at Air Force this past weekend.

#### STARTERS

| #  | Name                | K   | Pct. | A   | D   | B  |
|----|---------------------|-----|------|-----|-----|----|
| 2  | Anabel Zier (MB)    | 57  | .240 | 3   | 10  | 2  |
| 3  | Cera Powell (OH)    | 99  | .208 | 0   | 18  | 18 |
| 7  | Tessa Wyner (OH)    | 83  | .230 | 1   | 39  | 9  |
| 19 | Marisa Cerchio (RS) | 118 | .259 | 2   | 10  | 24 |
| 22 | Kai Young (MB)      | 20  | .068 | 0   | 2   | 22 |
| 23 | Talyn Jackson (S)   | 27  | .274 | 359 | 91  | 13 |
| 4  | Logan Mosley (L)    | 3   | .222 | 32  | 192 | 0  |

#### AT THE NET

- Virginia Tech's volleyball team will finally play in front of Hokie Nation after playing its first three weekends of action on the road.
- Tech is coming off a tournament title, winning the Amy Svoboda Memorial Classic this past weekend in Colorado Springs, Colorado.
- Over the course of the three-match tournament, setter Talyn Jackson and outside hitter Cera Powell shined with big performances, making the all-tournament team.
- Jackson racked up 138 assists on the weekend, averaging 10.62 assists per set, while Powell collected 47 kills (3.62 kills per set).
- Right-side hitter Marisa Cerchio did well, too, extending her streak of 10-plus kills to six matches.

#### WHO TO WATCH



- Libero Logan Mosley had 10-plus digs in all three matches in Colorado, averaging 3.62 digs per set.
- The freshman, one of the best liberos in the ACC (No. 2 digs), has the 27th-best digs per set average nationally.

- Outside hitter Tessa Wyner has really come on this season, following her serving as a role player (1 start) in 2018.
- Wyner sits third on the team in kills (83) and tied for fourth in digs (39) after a career weekend at Air Force.



#### LAST TIME OUT

- The Hokies beat Air Force on its home court in front of the cadets, some Hokie Faithful and fans of the Falcons 3-1 last Saturday night.
- Setter Talyn Jackson tallied a double-double with 34 assists and 12 digs, while outside hitter Cera Powell had 14 kills and a career-high six blocks, guiding Tech to the tourney title.
- Before the trip to Colorado, neither player had made an all-tournament team previously.

### 2019 Schedule

#### AUGUST

|    |   |        |
|----|---|--------|
| 23 | vs. JAMES MADISON#                      | L, 3-1 |
| 30 | (1) vs. USC UPSTATE                     | W, 3-1 |
| 30 | (1) AT MIAMI (OHIO) (MIAMIREDHAWKS.COM) | L, 3-1 |
| 31 | (1) vs. NORTHWESTERN                    | L, 3-0 |

#### SEPTEMBER

|    |  |            |
|----|--|------------|
| 6  | (2) vs. ELON                                   | W, 3-1     |
| 7  | (2) vs. DAVIDSON                               | W, 3-1     |
| 7  | (2) AT LIBERTY (ESPN+)                         | L, 3-1     |
| 10 | AT VCU (ESPN+)                                 | L, 3-1     |
| 13 | (3) vs. UC IRVINE (MOUNTAIN WEST NETWORK)      | W, 3-2     |
| 13 | (3) vs. LOYOLA CHICAGO (MOUNTAIN WEST NETWORK) | W, 3-1     |
| 14 | (3) AT AIR FORCE (MOUNTAIN WEST NETWORK)       | W, 3-1     |
| 20 | (4) CHATTANOOGA (ACC NETWORK EXTRA)            | 12:30 P.M. |
| 20 | (4) ARKANSAS STATE (ACC NETWORK EXTRA)         | 7:30 P.M.  |
| 21 | (4) CHARLOTTE (ACC NETWORK EXTRA)              | 3:30 P.M.  |
| 27 | AT VIRGINIA* (ACC NETWORK EXTRA)               | 6:30 P.M.  |
| 29 | AT No. 6 PITT* (ACC NETWORK)                   | 4 P.M.     |

#### OCTOBER

|    |  |           |
|----|--|-----------|
| 4  | AT NC STATE* (ACC NETWORK EXTRA)       | 7 P.M.    |
| 6  | AT NORTH CAROLINA* (ACC NETWORK EXTRA) | 1 P.M.    |
| 11 | CLEMSON* (ACC NETWORK EXTRA)           | 6 P.M.    |
| 13 | GEORGIA TECH* (ACC NETWORK EXTRA)      | 1 P.M.    |
| 18 | NOTRE DAME* (ACC NETWORK EXTRA)        | 6 P.M.    |
| 20 | No. 25 LOUISVILLE* (ACC NETWORK EXTRA) | 1 P.M.    |
| 25 | AT DUKE* (ACC NETWORK EXTRA)           | 6:30 P.M. |
| 27 | AT WAKE FOREST* (ACC NETWORK EXTRA)    | 1 P.M.    |

#### NOVEMBER

|    |   |           |
|----|---|-----------|
| 2  | No. 23 FLORIDA STATE* (ACC NETWORK EXTRA) | 6 P.M.    |
| 4  | MIAMI (FLA.)* (ACC NETWORK EXTRA)         | NOON      |
| 8  | AT BOSTON COLLEGE* (ACC NETWORK EXTRA)    | 7:30 P.M. |
| 10 | AT SYRACUSE* (ACC NETWORK EXTRA)          | 1 P.M.    |
| 15 | AT CLEMSON* (ACC NETWORK EXTRA)           | 7 P.M.    |
| 24 | WAKE FOREST* (ACC NETWORK EXTRA)          | NOON      |
| 27 | VIRGINIA* (ACC NETWORK EXTRA)             | 6 P.M.    |
| 29 | NORTH CAROLINA* (ACC NETWORK EXTRA)       | 3 P.M.    |

# EXHIBITION | \* ACC MATCH | AT THE TIME RANKING/CURRENT RANKING

- 1 - MIAMI BEST WESTERN SYCAMORE INN INVITATIONAL
- 2 - LIBERTY INVITATIONAL
- 3 - AMY SVOBODA MEMORIAL CLASSIC
- 4 - HOKIE INVITATIONAL

#### VIRGINIA TECH CONTACT

Lance Dozier  
Assistant Director, Strategic Communications  
Phone: (507) 993-1898  
Email: lance17@vt.edu

### Social



@HokiesVB



@HokiesVB



/HokieSports



@VT\_VBall



**AVCA Top 25 Poll - Week 3**

Sept. 16 | *Opponents in italics*

| Team (1st place)        | Points | Record | Last |
|-------------------------|--------|--------|------|
| 1 Nebraska (37)         | 1550   | 7-0    | 2    |
| 2 Stanford (23)         | 1538   | 5-1    | 1    |
| 3 Texas (2)             | 1488   | 5-1    | 3    |
| 4 Penn State            | 1370   | 6-1    | 4    |
| 5 Baylor                | 1321   | 7-0    | 5    |
| 6 <i>Pitt (1)</i>       | 1261   | 10-0   | 6    |
| 7 Minnesota (1)         | 1228   | 4-2    | 8    |
| 8 Marquette             | 1062   | 7-2    | 7    |
| 9 Wisconsin             | 1049   | 4-2    | 9    |
| 10 Washington           | 1011   | 7-1    | 12   |
| 11 Florida              | 912    | 5-2    | 11   |
| 12 BYU                  | 859    | 7-2    | 13   |
| 13 Hawai'i              | 796    | 9-0    | 18   |
| 14 Oregon               | 673    | 2-3    | 10   |
| 15 Creighton            | 645    | 5-3    | 17   |
| 16 Kentucky             | 542    | 6-3    | 15   |
| 17 Missouri             | 528    | 8-0    | 21   |
| 18 Utah                 | 520    | 8-2    | 16   |
| 19 Illinois             | 406    | 3-4    | 14   |
| 20 USC                  | 397    | 5-3    | 20   |
| 21 Purdue               | 354    | 4-1    | 23   |
| 22 Colorado State       | 344    | 7-1    | NR   |
| 23 <i>Florida State</i> | 190    | 5-2    | 25   |
| 24 California           | 163    | 8-0    | NR   |
| 25 <i>Louisville</i>    | 153    | 6-2    | 22   |

**Receiving Votes:** Michigan 123; Colorado 101; Illinois State 49; Washington State 44; UCF 24; Rice 21; Indiana 13; Cincinnati 12; Tennessee 11; San Diego 9; WKU 9; Coastal Carolina 6; Cal Poly 2

**NCAA RPI**

Nov. 24 | *Opponents in italics*

| #  | Team                 | Conference | Record |
|----|----------------------|------------|--------|
| 1  | Stanford             | Pac-12     | 28-1   |
| 2  | Illinois             | B1G        | 28-3   |
| 3  | Texas                | Big 12     | 20-4   |
| 4  | Minnesota            | B1G        | 25-3   |
| 5  | BYU                  | WCC        | 27-1   |
| 6  | Wisconsin            | B1G        | 22-6   |
| 7  | <i>Pitt</i>          | ACC        | 29-1   |
| 8  | Kentucky             | SEC        | 24-4   |
| 9  | USC                  | Pac-12     | 21-10  |
| 10 | UCF                  | American   | 27-3   |
| 11 | Nebraska             | B1G        | 24-6   |
| 12 | Penn State           | B1G        | 23-7   |
| 13 | Creighton            | BIG EAST   | 28-4   |
| 14 | Washington State     | Pac-12     | 21-9   |
| 15 | Marquette            | BIG EAST   | 26-6   |
| 16 | UNI                  | MVC        | 24-9   |
| 17 | Baylor               | Big 12     | 19-8   |
| 18 | Florida              | SEC        | 24-6   |
| 19 | Oregon               | Pac-12     | 20-10  |
| 20 | Purdue               | B1G        | 23-8   |
| 21 | Michigan             | B1G        | 22-9   |
| 22 | Texas State          | Sun Belt   | 26-6   |
| 23 | Cal Poly             | Big West   | 25-2   |
| 24 | Cincinnati           | American   | 25-7   |
| 25 | Washington           | Pac-12     | 18-12  |
| 26 | Tennessee            | SEC        | 25-5   |
| 27 | <i>Florida State</i> | ACC        | 19-9   |
| 28 | Dayton               | A-10       | 23-7   |
| 29 | Illinois State       | MVC        | 25-7   |
| 30 | Rice                 | C-USA      | 24-6   |

**QUICK FACTS**

University Name .....Virginia Tech  
 Location .....Blacksburg, Va.  
 Founded .....1872  
 Enrollment .....34,440  
 President..... Dr. Timothy Sands  
 Director of Athletics..... Whit Babcock  
 Nickname .....Hokies  
 Mascot .....Hokie Bird  
 Colors..... Chicago Maroon and Burnt Orange  
 Conference.....Atlantic Coast

**2019 Key Information**

**RETURNING STARTERS (4 + Libero)**

|                 |       |
|-----------------|-------|
| Marisa Cerchio  | MB/RS |
| Carol Raffety   | L/DS  |
| Kaity Smith     | OH    |
| Ester Talamazzi | OH    |
| Kai Young       | MB    |

**2018 INFORMATION, 2019 PREVIEW**

Overall Record ..... 14-16  
 ACC Record .....5-13 (T11th)  
 Starters Returning/Lost..... 4 + Libero/2  
 Letterwinners Returning/Lost..... 12/3  
 Newcomers.....4  
 Home Court..... Cassell Coliseum  
 Capacity ..... 9,275

**OTHERS RETURNING (7)**

|                   |      |
|-------------------|------|
| Talyn Jackson     | S    |
| Sarah Jane Lynch  | S    |
| Abby McKinzie     | L/DS |
| Angel Robinson    | MB   |
| Kylie Thomas      | L/DS |
| Jennifer Williams | OH   |
| Tessa Wyner       | OH   |

Tallied 211 kills, 117 blocks  
 Sixth in ACC for digs per set (3.93), team-high 421 digs  
 Nine double-doubles, 24 matches with 10-plus kills  
 Seven double-doubles, 245 kills, 34 aces  
 Collected 72 kills, 56 blocks

Had 127 assists, 31 digs, 16 blocks in 38 sets  
 Totaled 21 digs, six aces in 65 sets  
 Recorded 51 digs, five aces in 57 sets  
 Posted 46 kills, 25 blocks in 46 sets  
 Tallied 127 digs, 18 aces in 88 sets  
 Redshirted  
 Registered nine kills, 14 digs in 23 sets

**NEWCOMERS (4)**

|              |      |
|--------------|------|
| Logan Mosley | L/DS |
| Cera Powell  | OH   |
| Rachel Tam   | L/DS |
| Anabel Zier  | MB   |

2017 NCISAA Player of the Year, NCISAA first-team all-state  
 Big 8 Player of the Year, All-Metro team  
 2017 Courier News N.J. Player of the Year, first-team all-state  
 VHSA all-state, District and Region Player of the Year

**STARTERS LOST (2)**

|                 |    |
|-----------------|----|
| Rhegan Mitchell | S  |
| Jaila Tolbert   | RS |

Racked up 1,122 assists (9.93 a/s), 243 digs, 66 kills  
 Tallied a team-high 318 kills (.318 clip), 2nd team All-ACC

| No. | Name              | Pos.  | Ht.   | Cl. | Hometown                   | High School (Previous School)  |
|-----|-------------------|-------|-------|-----|----------------------------|--------------------------------|
| 1   | Kaity Smith       | OH    | 6'1"  | So. | Florence, Ky.              | Randall Cooper                 |
| 2   | Anabel Zier       | MB/RS | 6'2"  | Fr. | Blacksburg, Va.            | Blacksburg                     |
| 3   | Cera Powell       | OH    | 6'0"  | Fr. | Pittsboro, N.C.            | Northwood                      |
| 4   | Logan Mosley      | L/DS  | 5'6"  | Fr. | Apex, N.C.                 | Cary Christian                 |
| 5   | Carol Raffety     | L/DS  | 5'11" | Jr. | Novato, Calif.             | Marin Catholic                 |
| 6   | Angel Robinson    | MB    | 6'0"  | Fr. | Norman, Okla.              | Norman North                   |
| 7   | Tessa Wyner       | OH    | 5'11" | Fr. | Charleston, W.Va.          | George Washington              |
| 10  | Kylie Thomas      | L/DS  | 5'7"  | So. | Sterling, Va.              | Potomac Falls                  |
| 11  | Sarah Jane Lynch  | S     | 6'2"  | Fr. | Roswell, Ga.               | Mount Pisgah Christian         |
| 14  | Ester Talamazzi   | OH    | 6'0"  | So. | Campo Ligure, Genoa, Italy | Liceo Scientifico A. Antonelli |
| 16  | Jennifer Williams | OH    | 6'1"  | Fr. | Staunton, Va.              | Robert E. Lee                  |
| 17  | Rachel Tam        | L/DS  | 5'4"  | Fr. | Basking Ridge, N.J.        | Ridge                          |
| 19  | Marisa Cerchio    | MB/OH | 6'3"  | So. | Cincinnati, Ohio           | Turpin                         |
| 20  | Abby McKinzie     | L/DS  | 5'9"  | Jr. | East Leroy, Mich.          | St. Philip Catholic Central    |
| 22  | Kai Young         | MB    | 5'11" | So. | Charlotte, N.C.            | Charlotte Christian            |
| 23  | Talyn Jackson     | S     | 5'11" | Fr. | Gardnerville, Nev.         | Douglas                        |

**Head Coach:** Jill Wilson (LSU, 2001), Third Season

**Associate Head Coach:** John Wasielewski (Penn State, 1990), Third season

**Assistant Coach:** Thomas Amberg (UCLA, 2012), Third season

**Volunteer Assistant Coach:** Lauren Reichard (Georgia Southern, 2019), First season

**Director of Operations:** Leah Joseph (Georgia Southern, 2016), Third season

**Pronunciations**

Marisa Cerchio: SER-ko  
 Cera Powell: SEER-uh  
 Lauren Reichard: REE-kerd  
 Ester Talamazzi: Tal-uh-MAHT-zee  
 John Wasielewski: Was-uh-LEW-ski  
 Tessa Wyner: WHY-ner  
 Anabel Zier: Zeer





**ACC Standings**

| #         | Team                 | Overall    | ACC        | Pct.        |
|-----------|----------------------|------------|------------|-------------|
| 1.        | No. 6 Pitt           | 10-0       | 0-0        | 1.000       |
| 2.        | Wake Forest          | 7-1        | 0-0        | .875        |
| 3.        | Notre Dame           | 6-2        | 0-0        | .750        |
|           | No. 25 Louisville    | 6-2        | 0-0        | .750        |
| 5.        | No. 23 Florida State | 5-2        | 0-0        | .714        |
| 6.        | Boston College       | 6-3        | 0-0        | .667        |
|           | Georgia Tech         | 6-3        | 0-0        | .667        |
| <b>8.</b> | <b>Virginia Tech</b> | <b>6-4</b> | <b>0-0</b> | <b>.600</b> |
| 9.        | Clemson              | 5-4        | 0-0        | .556        |
| 10.       | Virginia             | 5-5        | 0-0        | .500        |
|           | Duke                 | 5-5        | 0-0        | .500        |
| 12.       | NC State             | 4-5        | 0-0        | .444        |
| 13.       | Miami (Fla.)         | 2-3        | 0-0        | .400        |
| 14.       | Syracuse             | 1-5        | 0-0        | .200        |
| 15.       | North Carolina       | 1-6        | 0-0        | .143        |

**Preseason ACC Coaches' Poll**

| #          | Team (First-place votes) | Points    |
|------------|--------------------------|-----------|
| 1.         | No. 12 Pitt (13)         | 195       |
| 2.         | [RV] Florida State (2)   | 174       |
| 3.         | No. 25 Louisville        | 167       |
| 4.         | Notre Dame               | 164       |
| 5.         | North Carolina           | 120       |
| 6.         | Syracuse                 | 118       |
| 7.         | Duke                     | 113       |
| 8.         | Clemson                  | 105       |
| 9.         | NC State                 | 101       |
| 10.        | Miami (Fla.)             | 90        |
| 11.        | Georgia Tech             | 86        |
| 12.        | Boston College           | 52        |
| <b>13.</b> | <b>Virginia Tech</b>     | <b>39</b> |
| 14.        | Virginia                 | 33        |
| 15.        | Wake Forest              | 18        |

**ACC Preseason All-Conference**

Brooke Bailey, OH, R-Jr., Clemson  
 Kaylin Korte, OH, R-Jr., Clemson  
 Payton Schwantz, OH, Jr., Duke  
 Payton Caffrey, OH, Sr., Florida State  
 Taryn Knuth, MB, Jr., Florida State  
 Mikaila Dowd, OH, So., Georgia Tech  
 Melanie McHenry, OH, Sr., Louisville  
 Elizaveta Lukianova, OH, R-Jr., Miami  
 Melissa Evans, OPP, Jr., NC State  
 Sydney Bent, RS, So., Notre Dame  
 Charley Niego, OH, So., Notre Dame  
 Zoe Nunez, S, So., Notre Dame  
 Kayla Lund, OH, Jr., Pitt  
 Nika Markovic, RS, Sr., Pitt  
 Layne Van Buskirk, MB, Sr., Pitt  
 Stephanie Williams, OH, R-Sr., Pitt  
 Polina Shemanova, OH, So., Syracuse  
 Sarah Billiard, OH/RS, Jr., Virginia

**GREENSBORO, N.C.** – Pitt has been picked to win its third straight Atlantic Coast Conference volleyball title in a vote of the league's 15 head coaches.

The two-time reigning ACC Champion Panthers received 13 first-place votes and 195 points, as coaches were not allowed to vote for their own team.

Fifteen of the 18 honorees on the 2019 Pre-season All-ACC Volleyball Team earned 2018 All-ACC nods, with eight earning first team designations and two earning annual awards.

**DEJA VU**

• Jill Wilson will face two squads she has seen before this weekend, taking on Charlotte, which Tech played last year in the Queen City, and Arkansas State, which it faced her first season (2017) on the Red Wolves' home court in Jonesboro.  
 • The Hokies got the best of both teams, beating the Red Wolves 3-1 and the 49ers in a five-set thriller. (More info page 5)

**DOUBLING DOWN**

• Setter Talyn Jackson accomplished something that hasn't been done yet since Wilson's arrival to Tech, recording five straight double-doubles.  
 • The previous best in the Jill Wilson era was just two in a row, which Kaity Smith and Ester Talamazzi have done, as well as former setter Rhegan Mitchell, who graduated this past May.  
 • During this stretch, Jackson is averaging 11.2 assists and 3.1 digs per set, dating back to her first one at Liberty on Sept. 7. (More info page 9)

**RECORD BREAKER**

• In just her fifth collegiate match, freshman Logan Mosley turned in an impressive outing against Davidson in Lynchburg, Virginia, racking up a school-record 39 digs.  
 • The previous Tech record was 37 digs set by Jill Gergen and that mark stood for a decade.  
 • Mosley became just the fifth player in school history to join the 30-dig club.

| #  | Name             | Opponent           | Digs |
|----|------------------|--------------------|------|
| 1. | Logan Mosley     | Davidson ('19)     | 39   |
| 2. | Jill Gergen      | Clemson ('09)      | 37   |
| 3. | Amanda Cloyd     | UNC ('04)          | 35   |
| 4. | Amanda Cloyd     | UNC ('06)          | 33   |
|    | Heather Berglund | WKU ('92)          | 32   |
| 6. | Amanda Cloyd     | Wake Forest ('06)  | 32   |
| 7. | Morgan O'Neill   | Georgia Tech ('12) | 30   |

**BEEN IN A MINUTE**

• The last time Tech lost a nonconference home match was two years ago, back in Wilson's first year against East Tennessee State, 3-0, on Sept. 16, 2017.

**HOME OPENERS**

• Virginia Tech boasts a 9-1 record during its home openers over the last 10 years. All time, Tech is 35-7 in its home opener, an .833 winning percentage.

| Date           | Opponent             | Score  |
|----------------|----------------------|--------|
| Aug. 28, 2009  | Montana              | W, 3-1 |
| Sept. 3, 2010  | Coastal Carolina     | W, 3-0 |
| Aug. 26, 2011  | Cleveland State      | W, 3-0 |
| Aug. 31, 2012  | Towson               | W, 3-0 |
| Aug. 30, 2013  | Towson               | W, 3-1 |
| Sept. 19, 2014 | UNC Wilmington       | W, 3-0 |
| Aug. 28, 2015  | East Tennessee State | W, 3-0 |
| Aug. 26, 2016  | Appalachian State    | W, 3-2 |
| Sept. 15, 2017 | Radford              | L, 3-0 |
| Aug. 31, 2018  | William & Mary       | W, 3-0 |

**ACC RANKS**

• Libero Logan Mosley sure has come on in a big way so far during her freshman season, owning the No. 2 mark in the ACC for digs per set (4.92).  
 • Right-side hitter Marisa Cerchio also is in the top 10 of the league, sitting No. 5 for kills per set (minimum 15 sets played) with a 4.07 mark.  
 • Setter Talyn Jackson ranks sixth in the league for assists per set with a 9.70 average.  
 • Middle blocker Anabel Zier sits sixth for blocks per set (1.40) and middle blocker Kai Young is ninth with a 1.25 mark in the conference.

**OUT OF NOWHERE**

• Former walk-on Tessa Wyner, whose career high entering this season was only three kills, absolutely went off against Loyola Chicago last weekend with a career-high 22 kills.  
 • The outside hitter also set a career best with a .304 hitting percentage, leading Tech to a victory.  
 • When asked on why Tessa found her groove, Tech coach Jill Wilson stated that she brought an 'aggressive mentality' and 'positivity' that couldn't be matched.

**FOR ALL THE MARBLES**

• The fifth set has been, traditionally, a tough one for the Hokies since Wilson took over, including just a 2-4 record in 2018.  
 • Since 2017, Tech is 6-6 in five-setters, with being 2-3 at home, 2-2 away and 2-1 at neutral sites.  
 • But, in its first five-set match this season, Tech came to play and got the W, jumping out to an 8-2 lead and never looking back, winning the frame 15-8 over UC Irvine last Friday.  
 • Previously, the last time Tech won in five sets was on Oct. 19, 2018, versus Wake Forest in Blacksburg.

**300, BUT NOT BOWLING PERFECTO**

• For the first time this season, the Hokies owned a hitting percentage north of .300, hitting .333 against Loyola Chicago last weekend in a 3-1 win.  
 • It marked the first time since Nov. 4, 2018, that Tech hit over .300, hitting .302 versus Boston College.  
 • In the Jill Wilson era, it now has happened 13 times Tech has hit at least .300. It happened five times in 2017 and seven times in 2018.  
 • However, Chicago Loyola also hit over .300, .304 to be exact, marking the highest opponent hitting percentage clip in a win.  
 • The previous high by an opponent in a Hokie win was on Aug. 25, 2017, versus Idaho State when it hit .290 in Wilson's first match coaching.

**NONCON TITLES**

• Since Tech coach Jill Wilson took over the program in 2017, the Hokies have won six nonconference tournaments.  
 • Of those six, only one has come at home in Blacksburg, with five on the road.  
 • Here is the full breakdown of what years those took place and more:





| Date    | Tournament   | Record |
|---------|--|--------|
| 8/26/17 | Pepsi Panther Invitational (Milwaukee, Wis.)           | 3-0    |
| 9/2/17  | A-State Invitational (Jonesboro, Ark.)                 | 2-1    |
| 8/25/18 | Charlotte Invitational (Charlotte, N.C.)               | 3-0    |
| 9/1/18  | Hokie Invitational (Blacksburg, Va.)                   | 3-0    |
| 9/8/18  | Bobcat Invitational (Athens, Ohio)                     | 2-1    |
| 9/14/19 | Amy Svoboda Memorial Classic (Colorado Springs, Colo.) | 3-0    |



**LAST TIME THE TEAM...**

|                                    |       |                                       |
|------------------------------------|-------|---------------------------------------|
| Won a match                        | ..... | at Air Force, 3-1, 9/14/19            |
| Lost a match                       | ..... | at VCU, 3-1, 9/10/19                  |
| Won at home                        | ..... | Boston College, 3-0, 11/4/18          |
| Lost at home                       | ..... | Clemson, 3-2, 11/21/18                |
| Won on the road                    | ..... | at Air Force, 3-1, 9/14/19            |
| Lost on the road                   | ..... | at VCU, 3-1, 9/10/19                  |
| Won in three sets                  | ..... | Boston College, 3-0, 11/4/18          |
| Lost in three sets                 | ..... | vs. Northwestern, 3-0, 10/31/19       |
| Won in four sets                   | ..... | at Air Force, 3-1, 9/14/19            |
| Lost in four sets                  | ..... | at VCU, 3-1, 9/10/19                  |
| Won in five sets                   | ..... | Wake Forest, 3-2, 10/19/18            |
| Lost in five sets                  | ..... | Clemson, 3-2, 11/21/18                |
| Beat an ACC team                   | ..... | Boston College, 3-0, 11/4/18          |
| Lost to an ACC team                | ..... | Clemson, 3-2, 11/21/18                |
| Beat an ACC team at home           | ..... | Boston College, 3-0, 11/4/18          |
| Lost to an ACC team at home        | ..... | Clemson, 3-2, 11/21/18                |
| Beat an ACC team on the road       | ..... | at Georgia Tech, 3-0, 10/5/18         |
| Lost to an ACC team on the road    | ..... | at Syracuse, 3-0, 11/18/18            |
| Beat a nonconference team          | ..... | at Air Force, 3-1, 9/14/19            |
| Lost to a nonconference team       | ..... | at VCU, 3-1, 9/10/19                  |
| Beat nonconference team at home    | ..... | VCU, 3-0, 9/11/18                     |
| Lost to nonconference team at home | ..... | ETSU, 3-0, 9/16/17                    |
| Beat nonconference team on road    | ..... | vs. Davidson, 3-1, 9/7/18             |
| Lost to nonconference team on road | ..... | at VCU, 3-1, 9/10/19                  |
| Beat a ranked team                 | ..... | at No. 19 Michigan State, 3-1, 9/4/15 |
| Lost to a ranked team              | ..... | at No. 22 Louisville, 3-0, 10/12/18   |
| Beat an unranked team              | ..... | at Air Force, 3-1, 9/14/19            |
| Lost to an unranked team           | ..... | at VCU, 3-1, 9/10/19                  |

|                                      |       |                                       |
|--------------------------------------|-------|---------------------------------------|
| Started a season 9-0                 | ..... | 2009                                  |
| Was 10 matches over .500 in a season | ..... | 2013 (11 matches over .500 at 12-1)   |
| Had 70 or more kills in a match      | ..... | Idaho State, 75, 8/25/17              |
| Had 200 or more attacks in a match   | ..... | Chattanooga, 204, 9/19/15             |
| Hit .300 or better in a match        | ..... | Boston College, .302, 11/4/18         |
| Hit .400 or better in a match        | ..... | vs. South Dakota State, .402, 8/25/17 |
| Had 65 or more assists in a match    | ..... | at Charlotte, 67, 08/25/18            |
| Had 10 or more aces in a match       | ..... | vs. USC Upstate, 13, 8/30/19          |
| Had 75 or more digs in a match       | ..... | at Boston College, 82, 11/16/18       |
| Had 85 or more digs in a match       | ..... | Appalachian State, 85, 08/26/16       |
| Had 10.0 or more blocks in a match   | ..... | vs. Elon, 15, 9/6/19                  |
| Had 20.0 or more blocks in a match   | ..... | Virginia, 20, 11/28/15                |

|                    |  |  |  |  |
|--------------------|---|---|---|---|
| Hitting Percentage | <b>.213</b>   | .195  | .203  | .206  |
| Kills per set      | <b>13.1</b>   | 11.6  | 11.3  | 12.1  |
| Assists per set    | <b>11.8</b>   | 11.0  | 10.2  | 11.3  |
| Digs per set       | 15.8  | <b>17.7</b>   | 14.0  | 14.3  |
| Blocks per set     | 2.2   | <b>2.5</b>  | 1.3   | 2.0   |
| Aces per set       | <b>1.7</b>  | 1.2   | 1.0   | 1.1   |

**TEAM AVERAGES**

- Arkansas State owns three of the top six categories between the four schools, boasting the top kills per set average by more than 1.0.
- Blocks and aces are fairly even, with slim advantages for Charlotte and Arkansas State, but there's a decent size gap for digs per set, with the 49ers leading the way by more than 2.0 thanks to their all-conference libero Yumi Garcia.

**LAST TIME AN INDIVIDUAL...**

|  |       |   |
|--|-------|---|
| Had 20 or more kills in a match                  | ..... | at Boston College, 22, Jaila Tolbert, 11/16/18                    |
| Had 30 or more kills in a match                  | ..... | vs. Idaho State, 30, Kaity Smith, 8/25/17                         |
| Had 50 or more attacks in a match                | ..... | at Boston College, 52, Kaity Smith, 11/16/18                      |
| Hit over .500 in a match                         | ..... | at Syracuse, .615, Angel Robinson, 11/18/18                       |
| Hit over .600 in a match                         | ..... | at Syracuse, .615, Angel Robinson, 11/18/18                       |
| Hit over .800 in a match                         | ..... | William & Mary, .812, Marisa Cerchio, 8/31/18                     |
| Had 45 or more assists in a match                | ..... | Clemson, 55, Rhegan Mitchell, 11/21/18                            |
| Had 55 or more assists in a match                | ..... | Clemson, 55, Rhegan Mitchell, 11/21/18                            |
| Had 70 or more assists in a match                | ..... | Liberty, 86, Kelli O'Dell, 10/17/00                               |
| Had 4 or more aces in a match                    | ..... | USC Upstate, 4, Carol Raffety & Logan Mosley, 8/30/19             |
| Had 8 or more aces in a match                    | ..... | William & Mary, 8, Ester Talamazzi, 8/31/18                       |
| Had 25 or more digs in a match                   | ..... | Davidson, 39, Logan Mosley, 9/7/19                                |
| Had 30 or more digs in a match                   | ..... | Davidson, 39, Logan Mosley, 9/7/19                                |
| Had 10 or more blocks in a match                 | ..... | Clemson, 11, Marisa Cerchio, 11/21/18                             |
| Had 15 or more blocks in a match                 | ..... | West Virginia, 17, Cheryl Stinson, 10/5/01                        |
| Opponent had less than 30 kills in a match       | ..... | North Carolina, 27, 9/28/18                                       |
| Two players had 20 or more kills each in a match | ..... | Jaila Tolbert (22) & Kaity Smith (21) at Boston College, 11/16/18 |

**What's a Hokie?**



The answer leads all the way back to 1896 when Virginia Agricultural and Mechanical College changed its name to Virginia Polytechnic Institute. With the change came the necessity for writing a new cheer and a contest for such a purpose was held by the student body.

Senior O.M. Stull won first prize for his "Hokie" yell which is still used today. Later, when asked if "Hokie" had any special meaning, Stull explained the word was solely the product of his imagination and was used only as an attention-getter for his yell. It soon became a nickname for all Tech teams and for those people loyal to Tech athletics.

The official university school colors - Chicago Maroon and Burnt Orange - also were introduced in 1896. The colors were chosen by a committee because they made a 'unique combination' not worn elsewhere at the time. The official definition of "hokie" is "a loyal Virginia Tech Fan".

**RETURNING NUMBERS**

- To open the 2019 season, Virginia Tech returns majority of its points scorers, digs and kills personnel, but will have to make up for its assists and blocks categories, with setter Rhegan Mitchell and right-side hitter Jaila Tolbert gone.

| Returning | Kills | Assists | Digs  | Blocks | Points |
|-----------|-------|---------|-------|--------|--------|
| 2019      | 71.6% | 26.1%   | 84.7% | 42.9%  | 73.2%  |


**'17 CLASS OF ACC COACHES**

- The Atlantic Coast Conference entered 2017 with four new head coaches from its 15 member institutions, including Clemson's Michaela Franklin, Louisville's Dani Busboom Kelly, Virginia's Aaron Smith and Virginia Tech's Jill Wilson.
- Of the four in their second seasons, the Cardinals' Busboom Kelly owns the best winning percentage (.747), followed by the Tigers' Franklin (.413), the Hokies' Wilson (.423) and the Cavaliers' Smith (.290).
- Previously, Busboom Kelly was an assistant coach at Nebraska, Franklin was the associate head coach at Iowa, Wilson was the associate head coach at LSU and Smith was the associate head coach at Virginia, then was promoted by the Cavaliers' athletics director at the time, Craig Littlepage.

| Name               | Team          | Overall | ACC  | Home  | Away | Neutral |
|--------------------|---------------|---------|------|-------|------|---------|
| Dani Busboom Kelly | Louisville    | 53-18   | 31-6 | 30-5  | 16-9 | 7-4     |
| Michaela Franklin  | Clemson       | 31-44   | 8-27 | 19-18 | 5-23 | 6-5     |
| Jill Wilson        | Virginia Tech | 30-41   | 9-29 | 11-14 | 7-22 | 12-5    |
| Aaron Smith        | Virginia      | 20-49   | 7-31 | 11-21 | 5-22 | 4-6     |

**YEAR 3**

- In 2017, Virginia Tech Athletics implemented a new design on the playing surface at Cassell Coliseum. The basketball and volleyball court displays three iconic campus spots - Torgerson Bridge, Burruss Hall and War Memorial Chapel.
- In addition to the court redesign, Tech redid the floors at the men's basketball practice facility and volleyball practice gym, at a cost of about \$35,000.





### CLIMBING THE LADDER

- Senior Carol Raffety worked her way up the all-time career digs list at Tech in 2018.
- Heading into the season with 921 digs, Raffety became the 18th Hokie in the 1,000-dig club on Sept. 7 against IUPUI at the Bobcat Invitational.
- The California native has passed 12 Hokies.

| #         | Name                 | Years               | Digs         |
|-----------|----------------------|---------------------|--------------|
| 1.        | Amanda Cloyd         | 2004-07             | 2,200        |
| 2.        | Heather Berglund     | 1990-93             | 1,710        |
| 3.        | Jill Gergen          | 2005-09             | 1,708        |
| 4.        | Lisa Pikalek         | 1989-92             | 1,591        |
| 5.        | Morgan O'Neill       | 2009-12             | 1,516        |
| <b>6.</b> | <b>Carol Raffety</b> | <b>2016-present</b> | <b>1,366</b> |
| 7.        | Lindsey Owens        | 2013-16             | 1,309        |
| 8.        | Annie Spicer         | 2001-04             | 1,244        |
| 9.        | Meredith Braine      | 1995-98             | 1,241        |
| 10.       | Justine Record       | 2008-11             | 1,238        |
| 11.       | Terrie Zubert        | 1994-97             | 1,170        |
| 12.       | Amanda McKinzie      | 2013-16             | 1,168        |
| 13.       | Jenni McFadden       | 1991-94             | 1,150        |
| 14.       | Melissa Markowski    | 2002-05             | 1,124        |
| 15.       | Rachel Julian        | 1996-99             | 1,105        |
| 16.       | Ana Lang             | 1999-02             | 1,078        |
| 17.       | Kenedy McGrath       | 2012-15             | 1,045        |
| 18.       | Amanda Yelsh         | 1991-94             | 1,012        |

### RACKING IT UP

- With trips to Ohio and Colorado for nonconference tournaments, the Hokies racked up over 3,704 miles of travel in those two weekends alone.
- Tech's other trip in nonconference action is to Lynchburg, Virginia, an hour 45-minute drive.

### BACK TO BACK

- The Hokies started last season by playing USC Upstate in a nonconference tournament, playing the Spartans in Charlotte, North Carolina.
- Ironically, Tech opened the year with taking on the Spartans again, with this time being in Ohio.
- Both contests saw the Hokies come away with a victory, winning 3-0 in 2018 and 3-1 in 2019.

### THE SCHEDULE

- Tech's opponents in 2019: 19 registered winning seasons, 11 finished in the top 80 of the RPI and three collected 20 or more wins last fall.
- The ACC sent five teams to the NCAA Tournament in 2018, including No. 14 Pitt, [RV] Louisville, Duke, Florida State and Syracuse. The Hokies will face all five of those teams this year.

### AVCA ACADEMIC HONOR

- The AVCA announced that Tech earned the Team Academic Honors for the 2018-19 season.
- The award is given to teams that hold an average 3.30 cumulative team GPA.
- The Hokies finished the academic year with a cumulative team grade point average of 3.48.
- Tech was one of seven ACC schools to make the list, joining Boston College, Florida State, Louisville, Miami (Fla.), Pitt and Syracuse.

### RPI INFO

- The NCAA released the Ratings Percentage Index on Nov. 24, its final release of the season.
- Tech finished at No. 160, the 11th-best in the ACC, ahead of No. 167 North Carolina, No. 184 Boston College, No. 198 Wake Forest and No. 233 Virginia.
- The ACC had five teams in the top 50, with Pitt (7), Florida State (27), Syracuse (36), Louisville (37) and Duke (44).
- Among the Power Five, the ACC finished tied with the SEC for the third-most teams (5) in the top 50. The Pac-12 (9), Big Ten (7) and Big 12 (3) round out the rest.
- The Hokies finished with the No. 183 RPI in 2017, which was the 12th-best in the ACC topping Virginia (197), Boston College (227) and Clemson (258).

### THE FIRST ONE IS THE SWEETEST

- Tech's coach Jill Wilson downed rival Virginia 3-1 on Sept. 27, 2017, earning Wilson's first-ever ACC win and the Hokies' first league win of '17.
- A few days later, Virginia Tech AD Whit Babcock gave Coach Wilson an embroidered volleyball, signifying the first conference win for her, which was a little sweeter over a rival.
- The two teams compete every year in the Commonwealth Clash and the win gave Tech half a point. Later in November, it won again, getting the full point, helping Tech win 12.5-8.5.

## MATCH-BY-MATCH STARTERS

| Opponent                | Date     | MB             | MB          | OH                | OH                | RS                 | S                | L            |
|-------------------------|----------|----------------|-------------|-------------------|-------------------|--------------------|------------------|--------------|
| USC Upstate (W, 3-1)    | Aug. 30  | Angel Robinson | Anabel Zier | Cera Powell       | Kaity Smith       | Marisa Cerchio     | Talyn Jackson    | Logan Mosley |
| Miami (Ohio) (L, 3-1)   | Aug. 30  | Kai Young      | Anabel Zier | Cera Powell       | Kylie Thomas (DS) | Marisa Cerchio     | Sarah Jane Lynch | Logan Mosley |
| Northwestern (L, 3-0)   | Aug. 31  | Kai Young      | Anabel Zier | Cera Powell       | Tessa Wyner       | Carol Raffety (DS) | Talyn Jackson    | Logan Mosley |
| Elon (W, 3-1)           | Sept. 6  | Kai Young      | Anabel Zier | Tessa Wyner       | Kylie Thomas (DS) | Marisa Cerchio     | Talyn Jackson    | Logan Mosley |
| Davidson (W, 3-1)       | Sept. 7  | Angel Robinson | Anabel Zier | Tessa Wyner       | Kylie Thomas (DS) | Marisa Cerchio     | Talyn Jackson    | Logan Mosley |
| Liberty (L, 3-1)        | Sept. 7  | Kai Young      | Anabel Zier | Tessa Wyner       | Ester Talamazzi   | Kylie Thomas (DS)  | Talyn Jackson    | Logan Mosley |
| VCU (L, 3-1)            | Sept. 10 | Kai Young      | Anabel Zier | Cera Powell       | Kaity Smith       | Marisa Cerchio     | Talyn Jackson    | Logan Mosley |
| UC Irvine (W, 3-1)      | Sept. 13 | Kai Young      | Anabel Zier | Kylie Thomas (DS) | Tessa Wyner       | Marisa Cerchio     | Talyn Jackson    | Logan Mosley |
| Loyola Chicago (W, 3-2) | Sept. 13 | Kai Young      | Anabel Zier | Kylie Thomas (DS) | Tessa Wyner       | Marisa Cerchio     | Talyn Jackson    | Logan Mosley |
| Air Force (W, 3-1)      | Sept. 14 | Kai Young      | Anabel Zier | Kylie Thomas (DS) | Tessa Wyner       | Marisa Cerchio     | Talyn Jackson    | Logan Mosley |



### TECH OPENERS

- Coach Jill Wilson became just the second coach in Tech history to begin her first two opening weekends with a perfect 6-0 record last year.
- Chris Riley went 6-0 in 2006 and '07, while the previous next best was Greg Smith (4-2) in 2000 and '01.

### CAREER HIGHS FIRST WEEKEND

- Sophomore Kai Young, a native of Charlotte, North Carolina, put on for her city in the final match against her hometown 49ers last year.
- The middle blocker rewrote her career high for kills (13) and blocks (8). Her previous bests were seven in each department and that came in the same match against Boston College on Oct. 29, 2017.
- Middle blocker Marisa Cerchio had herself a day against the 49ers, too, tallying a line of 15 kills and 10 blocks to mark her first-ever double-double and both were career highs at the time.
- Cerchio would later go on to set a new career high in blocks against Clemson in the final match of the season on Nov. 21 with 11, which was tied for the seventh-most in school history.

### A DEBUT FOR THE AGES

- Kaity Smith placed her self in the record books on Aug. 25, 2017, when she led the Hokies to a 3-2 victory over Idaho State.
- Smith's 30 kills against the Bengals did the following in Tech's storied history:
  - Most ever in a debut.
  - Second freshman in school history to have over 30 kills in a match in their first season. Virginia Tech Sports Hall of Famer Lisa Pikalek racked up 38 against Southern Miss on Nov. 7, 1992.
  - Tied for the seventh-most kills in Hokie history.

### SMITH'S ROOKIE CAMPAIGN

- Kaity Smith had quite the rookie campaign as the outside hitter sits fifth all-time in Tech history for kills per set by a freshman, passing Lindsey Owens kills per set mark of 2.85 set in 2013.

| #  | Name           | Year | K/S  |
|----|----------------|------|------|
| 1. | Lisa Pikalek   | 1989 | 3.78 |
| 2. | Taylor Parrish | 2006 | 3.73 |
| 3. | Sarah Muñoz    | 2005 | 3.46 |
| 4. | Annie Spicer   | 2001 | 3.30 |
| 5. | Kaity Smith    | 2017 | 3.25 |

### MILESTONES

- Tech's freshman kills section in the record book got a dent thanks to Smith and Talamazzi.
- The OHs passed Rachel Julian (251 kills), Katie Esbrook (263) and Cara Baarendse (280).

| #   | Name               | Year | Kills |
|-----|--------------------|------|-------|
| 1.  | Lisa Pikalek       | 1989 | 499   |
| 2.  | Taylor Parrish     | 2006 | 444   |
| 3.  | Jennifer Schmidt   | 1992 | 368   |
| 4.  | Sarah Muñoz        | 2005 | 356   |
| 5.  | Lindsey Owens      | 2013 | 311   |
| 6.  | Kaity Smith        | 2017 | 309   |
| 7.  | Felicia Willoughby | 2007 | 303   |
| 8.  | Annie Spicer       | 2001 | 290   |
|     | Ester Talamazzi    | 2017 | 290   |
| 10. | Cara Baarendse     | 2009 | 280   |

- Carol Raffety finished her sophomore campaign 79 digs away from 1,000 in her career, which she on Sept. 7 against IUPUI.

## TEAM MATCH-BY-MATCH

| Date             | Opponent          | SP        | Attack     |            |             |             | Set        |             |             | Serve     |            |            |             | Receipt   |            |             | Blocking   |           |            |           |             | BHE       | POINTS       | SCORE |
|------------------|-------------------|-----------|------------|------------|-------------|-------------|------------|-------------|-------------|-----------|------------|------------|-------------|-----------|------------|-------------|------------|-----------|------------|-----------|-------------|-----------|--------------|-------|
|                  |                   |           | K          | E          | TA          | PCT         | A          | TA          | PCT         | SA        | SE         | TA         | PCT         | RE        | TA         | PCT         | DIG        | BS        | BA         | BE        | TOTAL       |           |              |       |
| 08/30/2019       | vs USC Upstate    | 4         | 50         | 20         | 128         | .234        | 48         | 126         | .381        | 13        | 12         | 98         | .878        | 4         | 63         | .937        | 51         | 4         | 20         | 2         | 14.0        | 0         | 0.0          | 3-1   |
| 08/30/2019       | at Miami (OH)     | 4         | 47         | 24         | 140         | .164        | 42         | 144         | .292        | 3         | 12         | 84         | .857        | 5         | 83         | .940        | 62         | 1         | 10         | 2         | 6.0         | 0         | 0.0          | 1-3   |
| 08/31/2019       | vs Northwestern   | 3         | 24         | 17         | 100         | .070        | 24         | 100         | .240        | 4         | 4          | 55         | .927        | 4         | 63         | .937        | 39         | 0         | 8          | 1         | 4.0         | 1         | 0.0          | 0-3   |
| 09/06/2019       | vs Elon           | 4         | 46         | 13         | 154         | .214        | 44         | 155         | .284        | 4         | 8          | 95         | .916        | 4         | 75         | .947        | 70         | 1         | 28         | 1         | 15.0        | 2         | 65.0         | 3-1   |
| 09/07/2019       | vs Davidson       | 4         | 52         | 23         | 162         | .179        | 50         | 164         | .305        | 5         | 12         | 95         | .874        | 4         | 81         | .951        | 76         | 2         | 14         | 4         | 9.0         | 1         | 66.0         | 3-1   |
| 09/07/2019       | at Liberty        | 4         | 85         | 39         | 288         | .160        | 72         | 282         | .255        | 2         | 14         | 158        | .911        | 20        | 155        | .871        | 124        | 2         | 16         | 2         | 10.0        | 0         | 97.0         | 1-3   |
| 09/10/2019       | at VCU            | 4         | 51         | 24         | 123         | .220        | 50         | 128         | .391        | 2         | 8          | 83         | .904        | 4         | 82         | .951        | 47         | 0         | 6          | 4         | 3.0         | 1         | 56.0         | 1-3   |
| 09/13/2019       | vs UC Irvine      | 5         | 63         | 24         | 154         | .253        | 58         | 165         | .352        | 4         | 5          | 108        | .954        | 3         | 78         | .962        | 61         | 2         | 14         | 2         | 9.0         | 0         | 76.0         | 3-2   |
| 09/13/2019       | vs Loyola Chicago | 4         | 63         | 19         | 132         | .333        | 56         | 143         | .392        | 4         | 6          | 95         | .937        | 4         | 85         | .953        | 49         | 2         | 8          | 5         | 6.0         | 2         | 73.0         | 3-1   |
| 09/14/2019       | at Air Force      | 4         | 45         | 19         | 129         | .202        | 43         | 128         | .336        | 3         | 5          | 97         | .948        | 4         | 67         | .940        | 55         | 3         | 14         | 1         | 10.0        | 1         | 58.0         | 3-1   |
| <b>Totals</b>    |                   | <b>40</b> | <b>526</b> | <b>222</b> | <b>1510</b> | <b>.201</b> | <b>487</b> | <b>1535</b> | <b>.317</b> | <b>44</b> | <b>86</b>  | <b>968</b> | <b>.911</b> | <b>56</b> | <b>832</b> | <b>.933</b> | <b>634</b> | <b>17</b> | <b>138</b> | <b>24</b> | <b>86.0</b> | <b>8</b>  | <b>491.0</b> |       |
| <b>Opponents</b> |                   | <b>40</b> | <b>558</b> | <b>253</b> | <b>1541</b> | <b>.198</b> | <b>525</b> | <b>1604</b> | <b>.327</b> | <b>58</b> | <b>115</b> | <b>949</b> | <b>.879</b> | <b>44</b> | <b>882</b> | <b>.950</b> | <b>636</b> | <b>13</b> | <b>116</b> | <b>16</b> | <b>71.0</b> | <b>14</b> | <b>522.0</b> |       |

### Team Averages

| Sets Played | Kills per set | Assists per set | Service aces per set | Digs per set | Blocks per set | Points per set | Ball handling error per set | Reception errors per set |
|-------------|---------------|-----------------|----------------------|--------------|----------------|----------------|-----------------------------|--------------------------|
| 40          | 13.15         | 12.18           | 1.10                 | 15.85        | 2.15           | 12.28          | 0.20                        | 1.40                     |



**PROGRAM HISTORY**

|                                       |                 |
|---------------------------------------|-----------------|
| First Year                            | 1977            |
| All-Time Record                       | 743-663-3       |
| Conference Champions                  | (1) 1972, Metro |
| Tournament Championships              | None            |
| NCAA Tournaments                      | (1) 2010        |
| NIVC Tournaments (0) Steve Lowe Award | 1982            |
| Postseason Record                     | 1-1             |
| Best record                           | (1992) 26-11    |
| Best in NCAAs                         | (2010) 1-1      |
| Players signed pro                    | 12 since 2006   |

**CASELL COLISEUM**

|                               |                |
|-------------------------------|----------------|
| Capacity                      | 9,275          |
| Opened                        | 1962           |
| Renovation                    | 2017           |
| Tech Record                   | 376-172 (.686) |
| Attendance High in Wilson era | 2,361 ('17)    |
| Winning Seasons               | 20             |

**MILESTONES ON DECK**

|              |                      |
|--------------|----------------------|
| 100 Aces     | Carol Raffety, 81    |
| 150 Blocks   | Marisa Cerchio, 144  |
| 500 Assists  | Talyn Jackson, 530   |
| 750 Kills    | Kaity Smith, 715     |
| 1,000 Points | Kaity Smith, 785     |
| 1,500 Digs   | Carol Raffety, 1,366 |

**SCOUTING ARKANSAS STATE**

- Arkansas State tallied a 2-1 record playing host to the A-State Invitational this past weekend. The Red Wolves defeated Stephen F. Austin and Arkansas-Pine Bluff but fell to Rice 1-3.
- Head coach Santiago Restrepo is beginning his first year in Jonesboro, following his stint at Oklahoma City.
- The Red Wolves are led by Peyton Uhlenhake and her 112 kills to date this season.
- Tech trails the all-time series 1-2. The Hokies defeated the Red Wolves in their last matchup in 2017 in Jonesboro.

**SCOUTING CHARLOTTE**

- Charlotte recorded a winning 2-1 record this past weekend at the Charm City Invitational, defeating UMBC and Canisius. The 49ers are coming off a five-set win over Davidson, a foe Tech beat this year, on Tuesday.
- Head coach Karen Weatherington kicks off her fifth season with the 49ers, following back-to-back C-USA Tournament appearances.
- The 49ers are paced by Sydney Rowan who leads the team with 161 kills, averaging 3.74 kills a set. While on defense, Yumi Garcia leads the group with 6.72 digs per set.
- The Hokies lead the series 13-8. Tech defeated the 49ers 3-2 in their last matchup in 2018 behind career highs from middle blocker Marisa Cerchio and Kai Young.

**SCOUTING CHATTANOOGA**

- Chattanooga, playing as the host of the Chattanooga Classic this past weekend, went 3-0 defeating Tennessee Tech, Manhattan and North Alabama.
- Head coach Travis Filar kicks off his ninth season in Chattanooga. He led the Mocs to the Southern Conference Championship in 2015.
- The Mocs are led by setter Maddie Halsey, who was named Most Outstanding Player at the Chattanooga Classic. Halsey totaled 123 assists, 14 kills and 27 digs over the weekend.
- Tech leads the all-time series 4-1 against the Mocs, starting the series 4-0, but fell to Chattanooga in the most recent matchup in 2015.

**OPPONENT MATCH-BY-MATCH**

| Date                        | Opponent         | SP        | Attack     |            |             |             | Set        |             |             | Serve     |            |            |             | Recept    |            |             | Blocking   |           |            |           | BHE         | POINTS    | SCORE        |       |
|-----------------------------|------------------|-----------|------------|------------|-------------|-------------|------------|-------------|-------------|-----------|------------|------------|-------------|-----------|------------|-------------|------------|-----------|------------|-----------|-------------|-----------|--------------|-------|
|                             |                  |           | K          | E          | TA          | PCT         | A          | TA          | PCT         | SA        | SE         | TA         | PCT         | RE        | TA         | PCT         | DIG        | BS        | BA         | BE        |             |           |              | TOTAL |
| 08/30/2019                  | vsUSC Upstate    | 4         | 33         | 21         | 112         | .107        | 30         | 129         | .233        | 4         | 10         | 73         | .863        | 13        | 86         | .849        | 42         | 2         | 10         | 1         | 7.0         | 3         | 0.0          | 3-1   |
| 08/30/2019                  | at Miami (OH)    | 4         | 51         | 19         | 137         | .234        | 49         | 143         | .343        | 5         | 9          | 92         | .902        | 3         | 72         | .958        | 59         | 1         | 14         | 1         | 8.0         | 2         | 0.0          | 1-3   |
| 08/31/2019                  | vsNorthwestern   | 3         | 47         | 15         | 109         | .294        | 44         | 108         | .407        | 4         | 11         | 74         | .851        | 4         | 51         | .922        | 52         | 0         | 12         | 1         | 6.0         | 0         | 0.0          | 0-3   |
| 09/06/2019                  | vsElon           | 4         | 53         | 35         | 167         | .108        | 52         | 173         | .301        | 4         | 7          | 82         | .915        | 4         | 87         | .954        | 84         | 0         | 13         | 2         | 6.5         | 3         | 63.5         | 3-1   |
| 09/07/2019                  | vsDavidson       | 4         | 45         | 32         | 157         | .083        | 43         | 160         | .269        | 4         | 5          | 86         | .942        | 5         | 83         | .940        | 75         | 1         | 4          | 2         | 3.0         | 1         | 52.0         | 3-1   |
| 09/07/2019                  | at Liberty       | 4         | 109        | 41         | 298         | .228        | 101        | 303         | .333        | 22        | 26         | 183        | .858        | 2         | 144        | .986        | 138        | 2         | 14         | 0         | 9.0         | 2         | 140.0        | 1-3   |
| 09/10/2019                  | at VCU           | 4         | 58         | 16         | 127         | .331        | 53         | 127         | .417        | 4         | 13         | 95         | .863        | 2         | 75         | .973        | 41         | 2         | 27         | 2         | 15.5        | 0         | 77.5         | 1-3   |
| 09/13/2019                  | vsUC Irvine      | 5         | 53         | 23         | 148         | .203        | 49         | 164         | .299        | 3         | 14         | 92         | .848        | 4         | 103        | .961        | 51         | 3         | 10         | 3         | 8.0         | 1         | 64.0         | 3-2   |
| 09/13/2019                  | vsLoyola Chicago | 4         | 58         | 17         | 135         | .304        | 54         | 146         | .370        | 4         | 6          | 91         | .934        | 4         | 89         | .955        | 41         | 2         | 10         | 3         | 7.0         | 1         | 69.0         | 3-1   |
| 09/14/2019                  | at Air Force     | 4         | 51         | 34         | 151         | .113        | 50         | 151         | .331        | 4         | 14         | 81         | .827        | 3         | 92         | .967        | 53         | 0         | 2          | 1         | 1.0         | 1         | 56.0         | 3-1   |
| <b>Opponent totals</b>      |                  | <b>40</b> | <b>558</b> | <b>253</b> | <b>1541</b> | <b>.198</b> | <b>525</b> | <b>1604</b> | <b>.327</b> | <b>58</b> | <b>115</b> | <b>949</b> | <b>.879</b> | <b>44</b> | <b>882</b> | <b>.950</b> | <b>636</b> | <b>13</b> | <b>116</b> | <b>16</b> | <b>71.0</b> | <b>14</b> | <b>522.0</b> |       |
| <b>Virginia Tech totals</b> |                  | <b>40</b> | <b>526</b> | <b>222</b> | <b>1510</b> | <b>.201</b> | <b>487</b> | <b>1535</b> | <b>.317</b> | <b>44</b> | <b>86</b>  | <b>968</b> | <b>.911</b> | <b>56</b> | <b>832</b> | <b>.933</b> | <b>634</b> | <b>17</b> | <b>138</b> | <b>24</b> | <b>86.0</b> | <b>8</b>  | <b>491.0</b> |       |

**Team Averages**

| Sets Played | Kills per set | Assists per set | Service aces per set | Digs per set | Blocks per set | Points per set | Ball handling error per set | Reception errors per set |
|-------------|---------------|-----------------|----------------------|--------------|----------------|----------------|-----------------------------|--------------------------|
| 40          | 13.95         | 13.13           | 1.45                 | 15.90        | 1.78           | 13.05          | 0.35                        | 1.10                     |





### MATCH-BY-MATCH LEADERS

| Opponent                | Date     | Kills            | % (min. 12 A)    | Assists      | Aces            | Digs             | Blocks          |
|-------------------------|----------|------------------|------------------|--------------|-----------------|------------------|-----------------|
| USC Upstate (W, 3-1)    | Aug. 30  | 12 - Powell      | .455 - Cerchio   | 24 - Jackson | 4 - (2 players) | 19 - Mosley      | 8 - Zeer        |
| Miami (Ohio) (L, 3-1)   | Aug. 30  | 13 - Wyner       | .333 - Zier      | 27 - Jackson | 2 - Powell      | 24 - Mosley      | 3 - (2 players) |
| Northwestern (L, 3-0)   | Aug. 31  | 9 - Wyner        | .194 - Wyner     | 21 - Jackson | 3 - Mosley      | 17 - Mosley      | 3 - Cerchio     |
| Elon (W, 3-1)           | Sept. 6  | 13 - Cerchio     | .417 - Zier      | 38 - Jackson | 2 - Jackson     | 21 - Mosley      | 8 - Zier        |
| Davidson (W, 3-1)       | Sept. 7  | 14 - Cerchio     | .290 - Cerchio   | 37 - Jackson | 2 - Talamazzi   | 39 - Mosley      | 5 - Zier        |
| Liberty (L, 3-1)        | Sept. 7  | 13 - Cerchio     | .308 - Talamazzi | 31 - Jackson | 1 - Wyner       | 16 - Mosley      | 4 - Robinson    |
| VCU (W, 3-1)            | Sept. 10 | 15 - (2 players) | .333 - Cerchio   | 43 - Jackson | 1 - (2 players) | 12 - Jackson     | 3 - Zier        |
| UC Irvine (W, 3-1)      | Sept. 13 | 17 - (2 players) | .333 - Young     | 54 - Jackson | 1 - (4 players) | 22 - Mosley      | 6 - Zier        |
| Loyola Chicago (W, 3-2) | Sept. 13 | 22 - Wyner       | .500 - Powell    | 50 - Jackson | 2 - (2 players) | 13 - (2 players) | 4 - Young       |
| Air Force (W, 3-1)      | Sept. 14 | 14 - Powell      | .238 - Wyner     | 34 - Jackson | 1 - (3 players) | 13 - Jackson     | 7 - Zier        |

### DOUBLE-DOUBLES COUNT

| Who           | What       | When                         |
|---------------|------------|------------------------------|
| Talyn Jackson | 31 A, 10 D | at Liberty (9/7/19)          |
| Talyn Jackson | 43 A, 12 D | at VCU (9/10/19)             |
| Talyn Jackson | 54 A, 10 D | vs. UC Irvine (9/13/19)      |
| Talyn Jackson | 50 A, 13 D | vs. Loyola Chicago (9/13/19) |
| Talyn Jackson | 34 A, 13 D | at Air Force (9/14/19)       |

### TEAM, PLAYER & OPPONENT HIGHS

| Kills                  |   |
|------------------------|---|
| Team                   | 63 vs. UC Irvine (9/13)                                 |
| Player                 | Tessa Wyner - 22 vs. Loyola Chicago (9/13)              |
| Opponent               | 58 - VCU (9/10)   |
| Attack Percentage      |   |
| Team                   | .333, 63-19-132 vs. Loyola Chicago (9/13)               |
| Player (min. 12 kills) | Cera Powell - .500, 16-2-28 vs. Loyola Chicago (9/13)   |
| Opponent               | .331, 58-16-127 - VCU (9/10)                            |
| Assists                |   |
| Team                   | 58 vs. UC Irvine (9/13)                                 |
| Player                 | Talyn Jackson - 54 vs. UC Irvine (9/13)                 |
| Opponent               | 54 - Loyola Chicago (9/13)                              |
| Service Aces           |   |
| Team                   | 13 last vs. USC Upstate (8/30)                          |
| Player                 | Logan Mosley & Carol Raffety - 4 vs. USC Upstate (8/30) |
| Opponent               | 11 - Liberty (9/7)                                      |
| Digs                   |   |
| Team                   | 76 vs. Davidson (9/7)                                   |
| Player                 | Logan Mosley - 39 vs. Davidson (9/7)                    |
| Opponent               | 84 - Elon (9/6)   |
| Total Blocks           |   |
| Team                   | 15 vs. Elon (9/6)                                       |
| Player                 | Anabel Zier (2x) - 8 last vs. Elon (9/7)                |
| Opponent               | 15.5 - VCU (9/10)                                       |





## Jill WILSON

- Third season at Virginia Tech
- 17th as a coach in Division I
- Produced 15 All-SEC players and '02 ACC Player of the Year
- Averaged 20-plus wins per year at LSU (10 years)

### The Wilson File

#### PERSONAL

BORN: May 6, 1979  
 HOMETOWN: Richmond, Texas  
 FAMILY: Husband, Jared  
 COACHING RECORD AT VIRGINIA TECH: 30-41 (3rd year)  
 CAREER HEAD COACHING RECORD: 30-41 (.422)

#### EDUCATION

LSU - Bachelor of Science - Business Admin., 2001  
 JOINED TECH STAFF: Jan. 12, 2017  
 YEARS OF COLLEGIATE HEAD COACHING: 1  
 YEARS OF COLLEGIATE COACHING: 15

#### COACHING HISTORY

2017- Virginia Tech (Head Coach)  
 2013-16 LSU (Associate Head Coach)  
 2007-12 LSU (Assistant Coach)  
 2006-07 Wake Forest (Assistant Coach)  
 2002-05 North Carolina (Assistant Coach)  
 2001-02 Tennessee-Martin (Graduate Assistant)

#### PLAYING HISTORY

1997-00 LSU (outside hitter)  
 4-year letterwinner and starter  
 Ranked 6th in the SEC with 23 service aces senior year  
 Appeared in the 2000 SEC Tournament finals

#### POSTSEASON EXPERIENCE

LSU  
 2014 (First Round - Eugene, Ore.)  
 Defeated Oklahoma, Loss to Oregon  
 2013 (First Round - Seattle, Wash.)  
 Defeated Michigan, Loss to Washington  
 2010 (First Round - Norman, Okla.)  
 Loss to Tulsa  
 2009 (First Round - Baton Rouge, La.)  
 Defeated Tulane, Loss to Texas A&M  
 2008 (First Round - Los Angeles, Calif.)  
 Loss to UCLA  
 2007 (First Round - Austin, Texas)  
 Defeated New Mexico State, Loss to Texas

UNC  
 2002 (Regionals - Lincoln, Neb.)  
 Defeated Winthrop, South Carolina at home  
 Loss to Hawai'i

Jill Wilson was named the head coach of the Virginia Tech volleyball program on January 12, 2017, and enters her third year in Blacksburg.

In her second season as the head coach of the Hokies in 2018, Wilson led Tech to a four-win improvement, which was the most wins at Tech since 2015. Also, the Hokies owned a five-win improvement at home on Carilion Clinic Court to 8-5. She won three nonconference tournaments – Charlotte Invitational, Hokie Invitational sponsored by the Fairfield Inn and Suites in Christiansburg and Bobcat Invitational – bringing her total to five in two years, including a 15-8 record non-league action.

Tech started the season 8-0, marking its best start since 2009. It also defeated North Carolina 3-0 for the first time since 2011, snapping a nine-match losing streak, and marked the first sweep over the Tar Heels since 2006. Wilson picked up another win over in-state rival Virginia in the Commonwealth Clash presented by Virginia529, improving to 3-1 in her career against the Cavaliers. The Hokies also swept Georgia Tech on the road, a team that finished 15-6 at home and was an AVCA Top-100 Team, marking Wilson's first ACC sweep away from the friendly confines of Cassell Coliseum.

Under Wilson's guidance, right-side hitter Jaila Tolbert once again was named second-team All-ACC. Tolbert became the third player in school history to make the ACC all-conference team in consecutive years, as well as the 17th in program history to rack up over 1,000 kills in a career. The Minnesota native also became the first-ever Tech volleyball player to be tabbed a Senior CLASS Award candidate and the second to make the U.S. Collegiate Women's National Team – Detroit roster.

Statistically, the Hokies improved on the service line due to an aggressive style, finishing fifth in the ACC for service aces, tallying 141 to average 1.31 aces per set. One of the key reasons why there was improvement on the line was outside hitter Ester Talamazzi's team-high 34 aces, including her match versus William & Mary when she recorded the second-most aces in school history with eight. Libero Carol Raffety cracked the record book, becoming the 18th Hokie to register over 1,000 digs in a career.

Her first year in 2017 set the foundation for the program, as Wilson guided Jaila Tolbert to second-team All-ACC after she owned the highest hitting percentage in the conference for non-middle blockers (.331). Tolbert, a right-side hitter, hit more than .300 in 20 matches and earned VaSID all-state honors.

Wilson also was key in the development of Kaity Smith, who was named to the ACC All-Freshman Team, as well as the VaSID Freshman of the Year. Smith started the season breaking a school record, putting down 30 kills in her debut – a program first.

Picking up two wins over Virginia in her first season, Wilson contributed to a full point in the Virginia529 Commonwealth Clash. Wilson led Tech to two nonconference tournament titles her opening season, winning the Pepsi Panther Invitational and A-State Invitational. At the A-State Invitational, the Hokies took down Arkansas State and SMU, two teams that won 20-plus matches and earned a bid to the National Invitational Volleyball Championship (NIVC).

Wilson joined the Hokies after an extremely successful run on the bench at LSU where, as the recruiting coordinator, she signed five top-30 recruiting classes according to PrepVolleyball.com. She also helped lead the Tigers to six NCAA Tournament appearances and the 2009 SEC Championship, as well as 25-win seasons in 2007, 2009 and 2010. The Tigers averaged over 20 wins per season during her time on the LSU staff.

No stranger to the ACC, Wilson was an assistant at North Carolina from 2002-04 before serving as the top assistant at Wake Forest in 2006.

She coached two All-Americans, an ACC Player of the Year and helped lead the Tar Heels to the 2002 regular-season ACC Championship and an NCAA Sweet Sixteen appearance.





### KAITY SMITH

Junior | 6-1  
OH | Florence, Ky.

High School/Club Team  
Randall Cooper | Lexington United

Major: Criminology

# 1

**2017 ACC All-Freshmen Team**  
**2017 Prep Volleyball All-Freshman Honorable Mention**

#### AT THE NET

- Has played in seven matches.
- Turned in a season-high 15 kills, six digs, one service ace, an assist and a block at VCU (9/10).
- Posted back-to-back matches of seven kills against Elon (9/6) and Davidson (9/7).
- Scooped up five digs versus Miami (Ohio) (8/30).
- Had an ace against USC Upstate (8/30) in the season opener.
- Double-digit kills in 24 matches and 15-plus in eight matches in 2018.
- Recorded nine double-doubles on the season.
- 7th straight match of double-digit kills (14) vs. CLEM (11/21).
- Tallied a season-high 21 kills and 12 digs vs. BC (11/16).
- ACC-high .346 hitting clip with 12 kills vs. Georgia Tech (10/5).
- Fifth double-double (11K/D) of the season vs. Virginia (9/23).
- Started the season with posting a career-high hitting percentage (.591) with 14 kills against USC Upstate (8/24).
- Played and started all 30 matches in 2018.

#### SEASON HIGHS

Kills..... 15 at VCU (9/10/19)  
Hitting percentage..... .154 vs. Elon (9/6/19)  
Assists..... 2 vs. Davidson (9/7/19)  
Aces..... 1, 2x, last at Liberty (9/7/19)  
Digs..... 10 vs. Elon (9/6/19)  
Blocks..... 1, 2x, last at VCU (9/10/19)

#### CAREER HIGHS

Kills..... 30 vs. Idaho State (8/25/17)  
Hitting percentage..... .591 vs. USC Upstate (8/24/18)  
Assists..... 2 (4x)  
Aces..... 3 (2x)  
Digs..... 15 (2x)  
Blocks..... 5 vs. Florida State (11/17/17)

#### MATCH-BY-MATCH STATS

| Date          | Opponent       | SP        | K         | E         | TA         | PCT         | A        | TA        | PCT         | SA       | SE       | TA        | PCT         | RE        | TA         | PCT         | DIG       | BS       | BA       | BE       | TOTAL    | BHE      | POINTS   | HIT%        | SCORE |     |     |
|---------------|----------------|-----------|-----------|-----------|------------|-------------|----------|-----------|-------------|----------|----------|-----------|-------------|-----------|------------|-------------|-----------|----------|----------|----------|----------|----------|----------|-------------|-------|-----|-----|
| 08/30/2019    | vs USC Upstate | *4        | 0         | 0         | 0          | .000        | 0        | 1         | .000        | 1        | 1        | 4         | .750        | 1         | 8          | .875        | 0         | 0        | 0        | 0        | 0        | 0        | 0        | 10          | 234   | 3-1 |     |
| 08/30/2019    | at Miami (OH)  | *4        | 0         | 0         | 1          | .000        | 0        | 0         | .000        | 0        | 0        | 0         | .000        | 1         | 7          | .857        | 5         | 0        | 0        | 0        | 0        | 0        | 0        | 0           | 0     | 0   | 0   |
| 09/06/2019    | vs Elon        | *4        | 7         | 3         | 26         | .154        | 0        | 2         | .000        | 0        | 2        | 5         | .600        | 0         | 18         | 1.000       | 10        | 0        | 1        | 0        | 1        | 0        | 0        | 7.5         | 214   | 3-1 |     |
| 09/07/2019    | vs Davidson    | 3         | 7         | 5         | 28         | .071        | 2        | 5         | .400        | 0        | 0        | 10        | 1.000       | 1         | 20         | .950        | 7         | 0        | 0        | 0        | 0        | 0        | 0        | 1           | 7.0   | 179 | 3-1 |
| 09/07/2019    | at Liberty     | 1         | 2         | 2         | 12         | .000        | 0        | 4         | .000        | 0        | 0        | 0         | .000        | 10        | 40         | .750        | 6         | 0        | 0        | 0        | 0        | 0        | 0        | 2.0         | 160   | 1-3 |     |
| 09/10/2019    | at VCU         | *4        | 15        | 12        | 42         | .071        | 1        | 4         | .250        | 1        | 1        | 14        | .929        | 0         | 13         | 1.000       | 6         | 0        | 1        | 0        | 1        | 0        | 0        | 16.5        | 220   | 1-3 |     |
| 09/13/2019    | vs UC Irvine   | 1         | 0         | 0         | 0          | .000        | 0        | 0         | .000        | 0        | 0        | 0         | .000        | 0         | 0          | .000        | 0         | 0        | 0        | 0        | 0        | 0        | 0        | 0.0         | 253   | 3-2 |     |
| <b>Totals</b> |                | <b>21</b> | <b>31</b> | <b>22</b> | <b>109</b> | <b>.083</b> | <b>3</b> | <b>16</b> | <b>.188</b> | <b>2</b> | <b>4</b> | <b>33</b> | <b>.879</b> | <b>13</b> | <b>106</b> | <b>.877</b> | <b>34</b> | <b>0</b> | <b>2</b> | <b>0</b> | <b>1</b> | <b>0</b> | <b>1</b> | <b>34.0</b> |       |     |     |

| Player Averages | Sets Played | Kills per nset | Assists per set | Service aces per set | Digs per set | Blocks per set | Points per set |
|-----------------|-------------|----------------|-----------------|----------------------|--------------|----------------|----------------|
|                 | 21          | 1.48           | 0.14            | 0.10                 | 1.62         | 0.05           | 1.62           |



### ANABEL ZIER (ZEER)

Freshman | 6-2  
MB/RS | Blacksburg, Va.

High School/Club Team  
Blacksburg | River Valley Juniors - Coastal

Major: Biology

# 2

#### AT THE NET

- Has started all 10 matches.
- Owned seven kills, six blocks and three digs against UC Irvine (9/13).
- Hit .364 with five kills and tallied three blocks at VCU (9/10).
- Posted eight kills, five blocks and an ace vs. Davidson (9/7).
- Had six kills and tied a career-high eight blocks vs. Elon (9/6).
- Turned in back-to-back 10-kill outings opening weekend against USC Upstate (8/30) and Miami (Ohio) (8/30).
- Posted a career-high eight blocks versus USC Upstate (8/30) in the season opener.
- Four-year varsity letterwinner.
- Coached by Nicole Taylor at Blacksburg HS.
- Played club for River Valley Juniors – Coastal Volleyball Club.
- Earned VHSA All-State.
- District and Region Player of the Year.
- All-region, All-district and All-conference.
- Led Bruins to the 2016 state championship match.
- Guided Bruins to district and regional championships, as well as the state semifinals.
- Racked up over 1,000 kills.
- Team captain.
- Also competed in the high jump on the track and field team.
- Earned all-state honors in 2016.
- Has jumped in five state competitions.
- Led the Bruins to a 2017 state title.
- Her aunt, Cindy Zier Szewczyk, played on Tech's women's soccer team (1993-95), earning defensive MVP honors.

#### SEASON/CAREER HIGHS

Kills..... 10, 2x, last at Miami (Ohio) (8/30/19)  
Hitting percentage..... .417 vs. Elon (9/7/19)  
Assists.....  
Aces..... 1, 2x, last vs. Davidson (9/7/19)  
Digs..... 3, 2x, last vs. UC Irvine (9/13/19)  
Blocks..... 8, 2x, last vs. Elon (9/7/19)

#### MATCH-BY-MATCH STATS

| Date          | Opponent          | SP        | K         | E         | TA         | PCT         | A        | TA        | PCT         | SA       | SE        | TA        | PCT         | RE       | TA       | PCT         | DIG       | BS        | BA        | BE       | TOTAL       | BHE      | POINTS      | HIT% | SCORE |     |
|---------------|-------------------|-----------|-----------|-----------|------------|-------------|----------|-----------|-------------|----------|-----------|-----------|-------------|----------|----------|-------------|-----------|-----------|-----------|----------|-------------|----------|-------------|------|-------|-----|
| 08/30/2019    | vs USC Upstate    | *4        | 10        | 4         | 20         | .300        | 0        | 1         | .000        | 0        | 3         | 5         | .400        | 0        | 0        | .000        | 0         | 3         | 5         | 0        | 8           | 0        | 15.5        | 234  | 3-1   |     |
| 08/30/2019    | at Miami (OH)     | *4        | 10        | 3         | 21         | .333        | 0        | 0         | .000        | 1        | 3         | 11        | .727        | 0        | 0        | .000        | 0         | 0         | 2         | 0        | 2           | 0        | 0           | 32.0 | 164   | 1-3 |
| 08/31/2019    | vs Northwestern   | *3        | 2         | 1         | 9          | .111        | 0        | 0         | .000        | 0        | 0         | 2         | 1.000       | 0        | 0        | .000        | 1         | 0         | 2         | 0        | 2           | 0        | 0           | 3.0  | 070   | 0-3 |
| 09/06/2019    | vs Elon           | *2        | 6         | 1         | 12         | .417        | 0        | 3         | .000        | 0        | 0         | 5         | 1.000       | 0        | 0        | .000        | 0         | 1         | 7         | 1        | 8           | 0        | 0           | 10.5 | 214   | 3-1 |
| 09/07/2019    | vs Davidson       | *3        | 8         | 4         | 20         | .200        | 0        | 0         | .000        | 1        | 1         | 6         | .833        | 0        | 0        | .000        | 0         | 2         | 3         | 0        | 5           | 0        | 0           | 12.5 | 179   | 3-1 |
| 09/07/2019    | at Liberty        | *4        | 7         | 4         | 44         | .068        | 0        | 4         | .000        | 0        | 4         | 15        | .733        | 0        | 0        | .000        | 4         | 0         | 2         | 0        | 2           | 0        | 0           | 8.0  | 160   | 1-3 |
| 09/10/2019    | at VCU            | *4        | 5         | 1         | 11         | .364        | 0        | 1         | .000        | 0        | 2         | 11        | .818        | 0        | 0        | .000        | 3         | 0         | 3         | 1        | 3           | 0        | 0           | 6.5  | 220   | 1-3 |
| 09/13/2019    | vs UC Irvine      | *3        | 7         | 3         | 18         | .222        | 0        | 5         | .000        | 0        | 0         | 9         | 1.000       | 0        | 0        | .000        | 3         | 2         | 4         | 0        | 6           | 0        | 0           | 11.0 | 253   | 3-2 |
| 09/13/2019    | vs Loyola Chicago | *3        | 5         | 3         | 12         | .167        | 0        | 1         | .000        | 0        | 2         | 12        | .833        | 0        | 0        | .000        | 1         | 0         | 0         | 2        | 0           | 0        | 0           | 5.0  | 333   | 3-1 |
| <b>Totals</b> |                   | <b>30</b> | <b>65</b> | <b>25</b> | <b>178</b> | <b>.225</b> | <b>0</b> | <b>15</b> | <b>.000</b> | <b>3</b> | <b>16</b> | <b>89</b> | <b>.820</b> | <b>0</b> | <b>0</b> | <b>.000</b> | <b>14</b> | <b>10</b> | <b>33</b> | <b>4</b> | <b>26.5</b> | <b>0</b> | <b>94.5</b> |      |       |     |

| Player Averages | Sets Played | Kills per nset | Assists per set | Service aces per set | Digs per set | Blocks per set | Points per set |
|-----------------|-------------|----------------|-----------------|----------------------|--------------|----------------|----------------|
|                 | 30          | 2.17           | 0.00            | 0.10                 | 0.47         | 0.88           | 3.15           |



### CERA POWELL (SEER-UH)

Freshman | 6-0  
OH | Pittsboro, N.C.

High School/Club Team  
Northwood | Triangle

Major: Human Nutrition, Foods and Exercise

3

#### Amy Svoboda Memorial Classic All-Tournament Team

##### AT THE NET

- Has played all 10 matches.
- Put together her best weekend yet, owning at least 14 kills in all three matches on Air Force's campus (9/13-14) to make the all-tournament team.
- Had her best blocking performance versus Air Force (9/14), recording a career-high six blocks along with 14 kills.
- Hit a blistering .500 with 16 kills versus Loyola Chicago (9/13).
- Opened the season with 12 kills, four digs and career-high five blocks against USC Upstate (8/30).
- Four-year varsity letterwinner.
- Three-time all-conference.
- Big 8 Player of the Year.
- All-Metro team.
- Led the Chargers to the third round of the 2018 NCHSAA state tournament.
- Two-time Student Council Class Senator.
- National Honor Society.
- Spanish National Honor Society.
- Her great uncle, Walter Davis, played men's basketball at North Carolina and was selected to the USA men's basketball team at the 1976 Summer Olympics, and went on to become a 15-year NBA player and six-time NBA All-Star, having his number retired (#6) with the Phoenix Suns organization after being the Suns' all-time leading scorer.

##### SEASON/CAREER HIGHS

Kills.....17 vs. UC Irvine (9/13/19)  
Hitting percentage......500 vs. Loyola Chicago (9/13/19)  
Assists ..... 1 vs. Loyola Chicago (9/13/19)  
Aces .....2 at Miami (Ohio) (8/30/19)  
Digs.....8 at Miami (Ohio) (8/30/19)  
Blocks..... 6 at Air Force (9/14/19)

##### MATCH-BY-MATCH STATS

| Date          | Opponent          | Attack    |            |           |            | Set         |          |           |             | Serve    |          |           |             | Recept   |           |             |           | Blocking |           |          |             | Team     |              |       |     |        |
|---------------|-------------------|-----------|------------|-----------|------------|-------------|----------|-----------|-------------|----------|----------|-----------|-------------|----------|-----------|-------------|-----------|----------|-----------|----------|-------------|----------|--------------|-------|-----|--------|
|               |                   | SP        | K          | E         | TA         | PCT         | A        | TA        | PCT         | S        | A        | S         | A           | TA       | PCT       | RE          | TA        | PCT      | DIGS      | B        | A           | B        | E            | TOTAL | BHE | POINTS |
| 08/30/2019    | vs USC Upstate    | *4        | 12         | 4         | 34         | .235        | 0        | 2         | .000        | 1        | 0        | 7         | 1.000       | 0        | 1         | 1.000       | 4         | 0        | 5         | 0        | 5.0         | 0        | 15.5         | .234  | 3-1 |        |
| 08/30/2019    | at Miami (OH)     | *4        | 8          | 5         | 35         | .086        | 0        | 1         | .000        | 2        | 2        | 16        | .875        | 1        | 4         | .750        | 8         | 0        | 0         | 0        | 0.0         | 0        | 10.0         | .164  | 1-3 |        |
| 08/31/2019    | vs Northwestern   | *3        | 3          | 3         | 22         | .000        | 0        | 0         | .000        | 0        | 0        | 0         | .000        | 0        | 2         | 1.000       | 0         | 0        | 1         | 0        | 1.0         | 0        | 3.5          | .070  | 0-3 |        |
| 09/06/2019    | vs Elon           | 2         | 8          | 2         | 32         | .188        | 0        | 1         | .000        | 0        | 0        | 0         | .000        | 0        | 1         | 1.000       | 0         | 0        | 4         | 0        | 4.0         | 0        | 10.0         | .214  | 3-1 |        |
| 09/07/2019    | vs Davidson       | 2         | 7          | 1         | 28         | .214        | 0        | 1         | .000        | 0        | 0        | 0         | .000        | 1        | 2         | .500        | 0         | 0        | 1         | 0        | 1.0         | 0        | 7.5          | .179  | 3-1 |        |
| 09/07/2019    | at Liberty        | 2         | 12         | 12        | 46         | .000        | 0        | 4         | .000        | 0        | 0        | 2         | 1.000       | 0        | 0         | .000        | 9         | 0        | 0         | 0        | 0.0         | 0        | 12.0         | .160  | 1-3 |        |
| 09/10/2019    | at VCU            | *4        | 9          | 4         | 20         | .250        | 0        | 2         | .000        | 0        | 0        | 0         | .000        | 0        | 2         | 1.000       | 0         | 0        | 0         | 0        | 0.0         | 0        | 9.0          | .220  | 1-3 |        |
| 09/13/2019    | vs UC Irvine      | 3         | 17         | 6         | 38         | .289        | 0        | 1         | .000        | 0        | 0        | 0         | .000        | 0        | 0         | .000        | 1         | 0        | 0         | 0        | 0.0         | 0        | 17.0         | .253  | 3-2 |        |
| 09/13/2019    | vs Loyola Chicago | 1         | 16         | 2         | 28         | .500        | 1        | 6         | .167        | 0        | 0        | 0         | .000        | 1        | 1         | 0           | 0         | 1        | 0         | 0        | 1.0         | 1        | 17.0         | .333  | 3-1 |        |
| 09/14/2019    | at Air Force      | 3         | 14         | 5         | 40         | .225        | 0        | 1         | .000        | 0        | 0        | 1         | 1.000       | 0        | 0         | .000        | 0         | 1        | 5         | 0        | 6.0         | 0        | 17.5         | .202  | 3-1 |        |
| <b>Totals</b> |                   | <b>28</b> | <b>106</b> | <b>44</b> | <b>323</b> | <b>.192</b> | <b>1</b> | <b>19</b> | <b>.053</b> | <b>3</b> | <b>2</b> | <b>26</b> | <b>.923</b> | <b>2</b> | <b>12</b> | <b>.833</b> | <b>23</b> | <b>2</b> | <b>16</b> | <b>0</b> | <b>10.0</b> | <b>1</b> | <b>119.0</b> |       |     |        |

| Player Averages | Sets Played | Kills per nset | Assists per set | Service aces per set | Digs per set | Blocks per set | Points per set |
|-----------------|-------------|----------------|-----------------|----------------------|--------------|----------------|----------------|
|                 | 28          | 3.79           | 0.04            | 0.11                 | 0.82         | 0.36           | 4.25           |



### LOGAN MOSLEY

Freshman | 5-6  
L/DS | Apex, N.C.

High School/Club Team  
Cary Christian | Triangle

Major: University Studies

4

##### AT THE NET

- Has started all 10 matches at libero.
- Set the single-match digs record at Tech in just her fifth match, scooping up 39 digs versus Davidson (9/7).
- Was steady at Air Force's tournament, recording at least 12 digs in all three matches.
- Tallied her third-most digs versus UC Irvine (9/13) with 22.
- Posted 21 digs, two assists and an ace versus Elon (9/6).
- Tallied 24 digs versus Miami (Ohio) (8/30) and a personal-best six assists.
- Her 20-plus digs marked the first time a Tech freshman accomplished the feat since 2016.
- Collected 19 digs, two assists and a career-best four service aces against USC Upstate (8/30).
- Five-year varsity letterwinner.
- Coached by Lesley White and her mom, Victoria, at Cary Christian HS.
- Played club for Triangle Volleyball Club.
- 2017 NCISAA Player of the Year.
- 2017 NCISAA first-team all-state.
- Led USA Volleyball 16U to a fourth-place finish at nationals in 2016.
- Guided USA Volleyball 16U to a third-place finish at nationals in 2017.
- Was a key cog in USA Volleyball 18U's championship run at nationals in 2018.
- Her mother, Victoria, played college volleyball at Barton College.

##### SEASON/CAREER HIGHS

Kills..... 1, 3x, last vs. Loyola Chicago (9/13/19)  
Hitting percentage..... 1.000 at Miami (Ohio) (8/30/19)  
Assists .....6 at Miami (Ohio) (8/30/19)  
Aces ..... 4 vs. USC Upstate (8/30/19)  
Digs.....39 vs. Davidson (9/7/19)  
Blocks

##### MATCH-BY-MATCH STATS

| Date          | Opponent          | Attack    |          |          |           | Set         |           |            |             | Serve     |          |            |             | Recept    |            |             |            | Blocking |          |          |          | Team     |             |       |     |        |
|---------------|-------------------|-----------|----------|----------|-----------|-------------|-----------|------------|-------------|-----------|----------|------------|-------------|-----------|------------|-------------|------------|----------|----------|----------|----------|----------|-------------|-------|-----|--------|
|               |                   | SP        | K        | E        | TA        | PCT         | A         | TA         | PCT         | S         | A        | S          | A           | TA        | PCT        | RE          | TA         | PCT      | DIGS     | B        | A        | B        | E           | TOTAL | BHE | POINTS |
| 08/30/2019    | vs USC Upstate    | *4        | 0        | 0        | 0         | .000        | 2         | 12         | .167        | 4         | 0        | 26         | 1.000       | 0         | 11         | 1.000       | 19         | 0        | 0        | 0        | 0.0      | 0        | 4.0         | .234  | 3-1 |        |
| 08/30/2019    | at Miami (OH)     | *4        | 1        | 0        | 1         | 1.000       | 6         | 17         | .353        | 0         | 0        | 11         | 1.000       | 0         | 30         | 1.000       | 24         | 0        | 0        | 0        | 0.0      | 0        | 1.0         | .164  | 1-3 |        |
| 08/31/2019    | vs Northwestern   | *3        | 0        | 0        | 0         | .000        | 2         | 10         | .200        | 3         | 0        | 14         | 1.000       | 1         | 18         | .944        | 17         | 0        | 0        | 0        | 0.0      | 0        | 3.0         | .070  | 0-3 |        |
| 09/06/2019    | vs Elon           | *3        | 0        | 0        | 1         | .000        | 2         | 9          | .222        | 1         | 0        | 19         | 1.000       | 2         | 18         | .889        | 21         | 0        | 0        | 0        | 0.0      | 0        | 1.0         | .214  | 3-1 |        |
| 09/07/2019    | vs Davidson       | *4        | 0        | 0        | 1         | .000        | 3         | 13         | .231        | 1         | 2        | 18         | .889        | 1         | 26         | .962        | 39         | 0        | 0        | 0        | 0.0      | 0        | 1.0         | .179  | 3-1 |        |
| 09/07/2019    | at Liberty        | *4        | 2        | 0        | 4         | .500        | 8         | 33         | .242        | 0         | 0        | 35         | 1.000       | 4         | 57         | .930        | 30         | 0        | 0        | 0        | 0.0      | 0        | 2.0         | .160  | 1-3 |        |
| 09/10/2019    | at VCU            | *4        | 0        | 0        | 0         | .000        | 5         | 13         | .385        | 0         | 1        | 16         | .938        | 3         | 37         | .919        | 9          | 0        | 0        | 0        | 0.0      | 0        | 0.0         | .220  | 1-3 |        |
| 09/13/2019    | vs UC Irvine      | *5        | 0        | 0        | 1         | .000        | 1         | 17         | .059        | 1         | 1        | 19         | .947        | 1         | 26         | .962        | 22         | 0        | 0        | 0        | 0.0      | 0        | 1.0         | .253  | 3-2 |        |
| 09/13/2019    | vs Loyola Chicago | *4        | 1        | 1        | 3         | .000        | 3         | 12         | .250        | 0         | 0        | 14         | 1.000       | 0         | 22         | 1.000       | 13         | 0        | 0        | 0        | 0.0      | 0        | 1.0         | .333  | 3-1 |        |
| 09/14/2019    | at Air Force      | *4        | 0        | 0        | 0         | .000        | 4         | 15         | .267        | 0         | 0        | 16         | 1.000       | 1         | 15         | .933        | 12         | 0        | 0        | 0        | 0.0      | 0        | 0.0         | .202  | 3-1 |        |
| <b>Totals</b> |                   | <b>39</b> | <b>4</b> | <b>1</b> | <b>11</b> | <b>.273</b> | <b>36</b> | <b>151</b> | <b>.238</b> | <b>10</b> | <b>4</b> | <b>188</b> | <b>.979</b> | <b>13</b> | <b>260</b> | <b>.950</b> | <b>206</b> | <b>0</b> | <b>0</b> | <b>0</b> | <b>0</b> | <b>0</b> | <b>14.0</b> |       |     |        |

| Player Averages | Sets Played | Kills per nset | Assists per set | Service aces per set | Digs per set | Blocks per set | Points per set |
|-----------------|-------------|----------------|-----------------|----------------------|--------------|----------------|----------------|
|                 | 39          | 0.10           | 0.92            | 0.26                 | 5.28         | 0.00           | 0.36           |





**CAROL RAFFETY**

Senior | 5-11  
L/DS | Novato, Calif.

High School/Club Team  
Marin Catholic | Absolute

Major: Criminology

5

**AT THE NET**

- Has played in six matches.
- Scooped up a season-high nine digs and had two assists at Air Force (9/14).
- Tallied a season-high seven digs and two assists at Miami (Ohio) (8/30).
- Scooped up a season-high nine digs and had two assists at Air Force (9/14).
- Tied a career-high four aces and posted five digs versus USC Upstate (8/30).
- Currently No. 6 all-time in program history for career digs.
- Had nine 20-plus dig matches in 2018.
- Posted 10 straight matches of double-digit digs, scooping up 180 digs over that span for a 4.39 average per set.
- Tallied a season-high 27 digs against Clemson (11/21).
- Collected 20 digs and tied a season-high three aces against Boston College (11/16).
- Registered 13 digs, including her 1,000th career dig in the third set to become the 18th Hokie to ever accomplish the feat, and three assists versus IUPUI (9/7).
- Played in all 30 matches in 2018.
- Broke the freshman digs record with 481 in 2016, a mark that had been held by Amanda Cloyd since 2004.

**SEASON HIGHS**

Kills..... 1 vs. USC Upstate (8/30/19)  
Hitting percentage..... 1.000 vs. USC Upstate (8/30/19)  
Assists ..... 2, 2x, last at Air Force (9/14/19)  
Aces ..... 4 vs. USC Upstate (8/30/19)  
Digs..... 9 at Air Force (9/14/19)  
Blocks

**CAREER HIGHS**

Kills..... 9 at Florida State (10/14/16)  
Hitting percentage..... 1.00 (2x)  
Assists ..... 7 (2x)  
Aces ..... 4, 2x, vs. USC Upstate (8/30/19)  
Digs..... 28 vs. Appalachian State (8/26/16)  
Blocks..... 1 at Florida State (10/14/16)

**MATCH-BY-MATCH STATS**

| Date          | Opponent        | Attack    |          |          | Set      |             |          | Serve     |             |          | Recept   |           |             | Blocking |           |             | Team      |          |          |          |          |          |            |       |      |     |
|---------------|-----------------|-----------|----------|----------|----------|-------------|----------|-----------|-------------|----------|----------|-----------|-------------|----------|-----------|-------------|-----------|----------|----------|----------|----------|----------|------------|-------|------|-----|
|               |                 | SP        | K        | E        | TA       | PCT         | A        | TA        | PCT         | SA       | SE       | TA        | PCT         | RE       | TA        | PCT         | DIG       | BS       | BA       | BETOTAL  | BHE      | POINTS   | HIT%       | SCORE |      |     |
| 08/30/2019    | vs USC Upstate  | 4         | 1        | 0        | 1        | 1.000       | 0        | 1         | .000        | 4        | 3        | 25        | .880        | 1        | 11        | .909        | 5         | 0        | 0        | 0        | 0        | 0        | 0          | 5.0   | .234 | 3-1 |
| 08/30/2019    | at Miami (OH)   | 4         | 0        | 0        | 0        | .000        | 2        | 4         | .500        | 0        | 1        | 15        | .933        | 0        | 15        | 1.000       | 7         | 0        | 0        | 0        | 0        | 0        | 0.0        | .164  | 1-3  |     |
| 08/31/2019    | vs Northwestern | *3        | 0        | 0        | 0        | .000        | 1        | 2         | .500        | 0        | 1        | 4         | .750        | 1        | 8         | .875        | 2         | 0        | 0        | 0        | 0        | 0        | 0.0        | .070  | 0-3  |     |
| 09/13/2019    | vs UC Irvine    | 1         | 0        | 0        | 0        | .000        | 0        | 0         | .000        | 0        | 1        | 4         | .750        | 0        | 6         | 1.000       | 1         | 0        | 0        | 0        | 0        | 0        | 0.0        | .253  | 3-2  |     |
| 09/14/2019    | at Air Force    | 2         | 0        | 0        | 0        | .000        | 2        | 3         | .667        | 0        | 1        | 5         | .800        | 1        | 6         | .833        | 9         | 0        | 0        | 0        | 0        | 0        | 0.0        | .202  | 3-1  |     |
| <b>Totals</b> |                 | <b>14</b> | <b>1</b> | <b>0</b> | <b>2</b> | <b>.500</b> | <b>7</b> | <b>12</b> | <b>.583</b> | <b>4</b> | <b>9</b> | <b>62</b> | <b>.855</b> | <b>3</b> | <b>63</b> | <b>.952</b> | <b>27</b> | <b>0</b> | <b>0</b> | <b>0</b> | <b>0</b> | <b>0</b> | <b>5.0</b> |       |      |     |

**Player Averages**

| Sets Played | Kills per nset | Assists per set | Service aces per set | Digs per set | Blocks per set | Points per set |
|-------------|----------------|-----------------|----------------------|--------------|----------------|----------------|
| 14          | 0.07           | 0.50            | 0.29                 | 1.93         | 0.00           | 0.36           |



**ANGEL ROBINSON**

Sophomore | 6-0  
MB | Norman, Okla.

High School/Club Team  
Norman North | Peak

Major: Human Development

6

**AT THE NET**

- Has played in three matches.
- Collected a season-high seven kills and four blocks at Liberty (9/7).
- Posted two kills versus Davidson (9/7).
- Tallied three kills, one assist and two blocks against USC Upstate (8/30) in the season opener.
- Finished the 2018 season strong, tallying eight kills on a career-high .615 hitting percentage and two blocks against Syracuse (11/18) and a career-best 11 kills versus Clemson (11/21).
- Tallied her first-ever ace against William & Mary (8/31).
- Put down the first kill of her career versus Presbyterian (8/25).
- Debut came against USC Upstate (8/24) in the season opener, tallying a block.
- Appeared in 17 matches and started seven in 2018.
- Four-year letterwinner coached by Stephanie Kane at North Norman.
- Guided North Norman to the OSSAA 6A State title match two years in a row, finishing runner-up in 2016 and 2017.
- Also led the Timberwolves to an unblemished record in conference play and a 31-4 overall record in 2017.

**SEASON HIGHS**

Kills..... 7 at Liberty (9/7/19)  
Hitting percentage..... .500 vs. Davidson (9/7/19)  
Assists ..... 1 vs. USC Upstate (8/30/19)  
Aces .....  
Digs.....  
Blocks..... 4 at Liberty (9/7/19)

**CAREER HIGHS**

Kills..... 11 vs. Clemson (11/21/8)  
Hitting percentage..... .615 at Syracuse (11/8/18)  
Assists .....  
Aces ..... 1 vs. William & Mary (8/31/18)  
Digs..... 1 (2x)  
Blocks..... 6 vs. Duke (10/21/18)

**MATCH-BY-MATCH STATS**

| Date          | Opponent       | Attack   |           |           | Set       |             |          | Serve    |             |          | Recept   |          |              | Blocking |          |              | Team     |          |          |            |          |             |      |       |     |
|---------------|----------------|----------|-----------|-----------|-----------|-------------|----------|----------|-------------|----------|----------|----------|--------------|----------|----------|--------------|----------|----------|----------|------------|----------|-------------|------|-------|-----|
|               |                | SP       | K         | E         | TA        | PCT         | A        | TA       | PCT         | SA       | SE       | TA       | PCT          | RE       | TA       | PCT          | DIG      | BS       | BA       | BETOTAL    | BHE      | POINTS      | HIT% | SCORE |     |
| 08/30/2019    | vs USC Upstate | *4       | 3         | 2         | 11        | .091        | 1        | 1        | 1.000       | 0        | 0        | 0        | .000         | 0        | 0        | .000         | 0        | 0        | 2        | 0          | 2.0      | 0           | 4.0  | .234  | 3-1 |
| <b>Totals</b> |                | <b>4</b> | <b>18</b> | <b>10</b> | <b>50</b> | <b>.160</b> | <b>1</b> | <b>3</b> | <b>.333</b> | <b>0</b> | <b>0</b> | <b>0</b> | <b>0.000</b> | <b>0</b> | <b>0</b> | <b>0.000</b> | <b>0</b> | <b>2</b> | <b>8</b> | <b>6.0</b> | <b>0</b> | <b>24.0</b> |      |       |     |

**Player Averages**

| Sets Played | Kills per nset | Assists per set | Service aces per set | Digs per set | Blocks per set | Points per set |
|-------------|----------------|-----------------|----------------------|--------------|----------------|----------------|
| 4           | 4.50           | 0.25            | 0.00                 | 0.00         | 1.50           | 6.00           |





TESSA WYNER

Sophomore | 5-11  
OH | Charleston, W.Va.

High School/Club Team  
George Washington | River Cities Thunder

Major: Biology

7

AT THE NET

- Has played in all 10 matches.
- Recorded a career-high 22 kills on a .304 hitting percentage versus Loyola Chicago (9/13/).
- Posted 17 kills and four digs against UC Irvine (9/13). Talled four kills, five digs, one ace and a block at Liberty (9/7).
- Recorded nine kills and a career-high seven digs against Northwestern (8/31).
- Had 13 kills, six digs and three blocks at Miami (Ohio) (8/30).
- Posted seven kills, her first-ever ace, five digs and two blocks versus USC Upstate (8/30) in the season opener.
- Played in 12 matches and started one in 2018.
- Four-year varsity letterwinner coached by Missy Smith at George Washington.
- Three-time West Virginia Gatorade Player of the Year.
- Two-time West Virginia Sports Writers Association Player of the Year.
- Led George Washington to a WVSSAC state championship.
- Guided her club team to winning USA 18 Nationals, the first time a team from West Virginia had ever done so.

SEASON HIGHS

Kills..... 22 vs. Loyola Chicago (9/13/19)  
Hitting percentage......304 at Loyola Chicago (9/13/19)  
Assists ..... 1 at Air Force (9/14/19)  
Aces ..... 1, 4x, last at Air Force (9/14/19)  
Digs......8 at Air Force (9/14/19)  
Blocks..... 3 at Miami (Ohio) (8/30/19)

CAREER HIGHS

Kills..... 22 vs. Loyola Chicago (9/13/19)  
Hitting percentage......400 at Clemson (10/7/18)  
Assists ..... 1, 3x, last at Air Force (9/14/19)  
Aces ..... 1, 4x, last at Air Force (9/14/19)  
Digs......8 at Air Force (9/14/19)  
Blocks..... 3 at Miami (Ohio) (8/30/19)

MATCH-BY-MATCH STATS

Table with columns: Date, Opponent, SP, K, E, TA, PCT, SA, SE, TA, PCT, RE, TA, PCT, DIG, BS, BA, BE, TOTAL, BHE, POINTS, HIT%, SCORE

Player Averages table with columns: Sets Played, Kills per set, Assists per set, Service aces per set, Digs per set, Blocks per set, Points per set



KYLIE THOMAS

Junior | 5-7  
L/DS | Sterling, Va.

High School/Club Team  
Dulles | Potomac Falls

Major: National Security, Foreign Affairs

10

AT THE NET

- Has played in all 10 matches.
- Had a season-high two service aces and six digs at Air Force (9/14).
- Racked up 11 digs versus Loyola Chicago (9/13).
- Posted seven digs at VCU (9/10).
- Recorded exactly 13 digs, tying her previous career high set in 2017, in all three matches at the Liberty invitational (9/6-7).
- Posted two digs in each match versus Northwestern (8/30) and USC Upstate (8/30).
- Tallied a season-high three digs and an assist at Miami (Ohio) (8/30).
- Played in 26 matches, drawing one start in 2018.
- Tied her season-high 10 digs and two aces vs. Duke (10/21).
- Posted her second-most assists of the season with three and had seven digs versus UTSA (9/16).
- Had seven digs and a career-high three aces vs. IUPUI (9/7).
- Debut at the college level came against Ole Miss (9/1/17), where she tallied a service ace and one dig.

SEASON HIGHS

Kills.....  
Hitting percentage.....  
Assists ..... 1, 4x, last at VCU (9/10/10)  
Aces ..... 1x, 2x, last at VCU (9/10/19)  
Digs...... 3 vs. Miami (Ohio) (8/30/19)  
Blocks.....

CAREER HIGHS

Kills.....  
Hitting percentage.....  
Assists ..... 4 vs USC Upstate (8/24/18)  
Aces ..... 3 vs. IUPUI (9/7/18)  
Digs...... 13, 4x, last at Liberty (9/7/19)  
Blocks.....

MATCH-BY-MATCH STATS

Table with columns: Date, Opponent, SP, K, E, TA, PCT, SA, SE, TA, PCT, RE, TA, PCT, DIG, BS, BA, BE, TOTAL, BHE, POINTS, HIT%, SCORE

Player Averages table with columns: Sets Played, Kills per set, Assists per set, Service aces per set, Digs per set, Blocks per set, Points per set





**SARAH JANE LYNCH**

Sophomore | 6-2  
S | Roswell, Ga.

High School/Club Team  
Mount Pisgah Christian | A5

Major: Computer Science

11

**AT THE NET**

- Has played in three matches.
- Talled five assists, one kill, two digs and a block against Davidson (9/7).
- Posted five assists and three digs versus Miami (Ohio) (8/30).
- Racked up a career-high 21 assists and three digs versus USC Upstate (8/30) in the season opener.
- Played in 19 matches in 2018.
- Achieved a career-high two aces against Georgia Tech (10/5).
- Notched a career-high three digs vs. North Carolina (9/28).
- Recorded her first career dig, an impressive pancake, against Virginia (9/23).
- Played in her first collegiate match against UTSA (9/16).
- Three-year letterwinner coached by Leah Longoria at Mount Pisgah Christian.
- Named to the Class of 2018 Senior Aces Top 150.
- First team GHSA All-State in 2016.
- Two-time All-Area selection.
- Team MVP in 2016 and 2014.
- Guided A5 to the 2016 USA Volleyball National Championship crown in 16-U Open Division, while being named to the all-tournament team.

**SEASON HIGHS**

Kills.....  
Hitting percentage.....  
Assists .....21 vs. USC Upstate (8/30/19)  
Aces .....1 vs. Davidson (9/7/19)  
Digs..... 3, 2x, last at Miami (Ohio)  
Blocks..... 1 vs. Davidson (9/7/19)

**CAREER HIGHS**

Kills.....  
Hitting percentage.....  
Assists .....21 vs. USC Upstate (8/30/19)  
Aces .....2 at Georgia Tech (10/5/18)  
Digs..... 3, 3x, last at Miami (Ohio)  
Blocks..... 1 vs. Davidson (9/7/19)

**MATCH-BY-MATCH STATS**

| Date          | Opponent      | Attack   |          |          | Set      |             |           | Serve     |             |          | Recept   |           |             | Blocking |          |             | Team     |          |          |          |          |          |          |          |          |          |            |      |     |
|---------------|---------------|----------|----------|----------|----------|-------------|-----------|-----------|-------------|----------|----------|-----------|-------------|----------|----------|-------------|----------|----------|----------|----------|----------|----------|----------|----------|----------|----------|------------|------|-----|
|               |               | SP       | K        | E        | A        | PCT         | A         | TA        | PCT         | SA       | SE       | TA        | PCT         | RE       | TA       | PCT         | DIG      | BS       | BA       | BE       | TOTAL    | BHE      | POINTS   | HIT%     | SCORE    |          |            |      |     |
| 08/30/2019    | at Miami (OH) | *4       | 0        | 0        | 1        | .000        | 5         | 23        | .217        | 0        | 0        | 2         | 1.000       | 0        | 0        | .000        | 3        | 0        | 0        | 0        | 0        | 0        | 0        | 0        | 0        | 0        | 0.0        | .164 | 1-3 |
| 09/07/2019    | vs Davidson   | 1        | 1        | 0        | 2        | .500        | 5         | 16        | .313        | 0        | 1        | 4         | .750        | 0        | 0        | .000        | 2        | 0        | 1        | 0        | 1        | 0        | 1        | 0        | 0        | 0        | 1.5        | .179 | 3-1 |
| <b>Totals</b> |               | <b>5</b> | <b>1</b> | <b>0</b> | <b>7</b> | <b>.143</b> | <b>31</b> | <b>86</b> | <b>.360</b> | <b>0</b> | <b>1</b> | <b>10</b> | <b>.900</b> | <b>0</b> | <b>0</b> | <b>.000</b> | <b>8</b> | <b>0</b> | <b>1</b> | <b>0</b> | <b>0</b> | <b>0</b> | <b>0</b> | <b>0</b> | <b>0</b> | <b>0</b> | <b>1.5</b> |      |     |

**Player Averages**

| Sets Played | Kills per nset | Assists per set | Service aces per set | Digs per set | Blocks per set | Points per set |
|-------------|----------------|-----------------|----------------------|--------------|----------------|----------------|
| 5           | 0.20           | 6.20            | 0.00                 | 1.60         | 0.10           | 0.30           |



**ESTER TALAMAZZI** (Tal-uh-MAHT-zee)

Senior | 6-0  
OH | Campo Ligure, Genoa, Italy

High School/Club Team  
Liceo Scientifico A. Antonelli | Volleyro'

Major: Marketing

14

**2017-18 All-ACC Academic Volleyball Team  
2017-18 ACC Academic Honor Roll  
ACC Freshman of the Week (9/4/17)**

**AT THE NET**

- Has played in seven matches.
- Recorded two kills, one assist, one block and two digs at Air Force (9/14).
- Collected four kills and eight digs at Liberty (9/7).
- Scooped up a season-high 12 digs against Elon (9/6)
- Talled two kills and a dig at Miami (Ohio) (8/30).
- Posted four kills, two service aces and three digs against USC Upstate (8/30) in the season opener.
- Played in all 30 matches, drawing 28 starts in 2018.
- Set a career-high eight aces, tied for the second-most in school history, with five kills versus William & Mary (8/31).
- Scooped up a career-high 22 digs and put down nine kills in a near double-double effort in Tech's clash with Charlotte (8/25).
- Tied with Annie Spicer for 8th all-time (290) in freshman kills.

**SEASON HIGHS**

Kills.....4, 2x, last at Liberty (9/7/19)  
Hitting percentage.....308 at Liberty (9/7/19)  
Assists .....3, 2x, last vs. Davidson (9/7/19)  
Aces .....2, 2x, last vs. Davidson (9/7/19)  
Digs..... 12 vs. Elon (9/6/19)  
Blocks..... 1 at Air Force (9/14/19)

**CAREER HIGHS**

Kills..... 17 vs. Notre Dame (10/8/17)  
Hitting percentage..... 462 vs. South Dakota State (8/25/17)  
Assists ..... 3 (2x)  
Aces ..... 8 vs. William & Mary (8/31/18)  
Digs..... 22 at Charlotte (8/25/18)  
Blocks..... 5 at Boston College (11/16/18)

**MATCH-BY-MATCH STATS**

| Date          | Opponent          | Attack    |           |          | Set       |             |          | Serve     |             |          | Recept    |           |             | Blocking |           |             | Team      |          |          |          |          |          |          |          |             |      |     |
|---------------|-------------------|-----------|-----------|----------|-----------|-------------|----------|-----------|-------------|----------|-----------|-----------|-------------|----------|-----------|-------------|-----------|----------|----------|----------|----------|----------|----------|----------|-------------|------|-----|
|               |                   | SP        | K         | E        | A         | PCT         | A        | TA        | PCT         | SA       | SE        | TA        | PCT         | RE       | TA        | PCT         | DIG       | BS       | BA       | BE       | TOTAL    | BHE      | POINTS   | HIT%     | SCORE       |      |     |
| 08/30/2019    | vs USC Upstate    | 2         | 4         | 3        | 9         | .111        | 0        | 0         | .000        | 2        | 0         | 8         | 1.000       | 1        | 4         | .750        | 3         | 0        | 0        | 0        | 0        | 0        | 0        | 0        | 6.0         | .234 | 3-1 |
| 08/30/2019    | at Miami (OH)     | 3         | 2         | 2        | 6         | .000        | 0        | 1         | .000        | 0        | 1         | 4         | .750        | 0        | 2         | 1.000       | 3         | 0        | 0        | 0        | 0        | 0        | 0        | 0        | 2.0         | .164 | 1-3 |
| 09/06/2019    | vs Elon           | 1         | 0         | 0        | 5         | .000        | 3        | 7         | .429        | 0        | 2         | 13        | .846        | 0        | 0         | .000        | 12        | 0        | 0        | 0        | 0        | 0        | 0        | 0        | 0.0         | .214 | 3-1 |
| 09/07/2019    | vs Davidson       | 3         | 1         | 3        | 9         | .222        | 3        | 3         | 1.000       | 2        | 2         | 16        | .875        | 0        | 0         | .000        | 8         | 0        | 0        | 0        | 0        | 0        | 0        | 0        | 3.0         | .179 | 3-1 |
| 09/07/2019    | at Liberty        | *2        | 6         | 0        | 23        | .261        | 0        | 10        | .000        | 0        | 4         | 23        | .826        | 0        | 5         | 1.000       | 16        | 0        | 0        | 0        | 0        | 0        | 0        | 0        | 6.0         | .160 | 1-3 |
| 09/10/2019    | at VCU            | 2         | 0         | 0        | 0         | .000        | 0        | 0         | .000        | 0        | 2         | 9         | .778        | 0        | 0         | .000        | 5         | 0        | 0        | 0        | 0        | 0        | 0        | 0        | 0.0         | .220 | 1-3 |
| 09/13/2019    | vs Loyola Chicago | 1         | 0         | 0        | 0         | .000        | 0        | 0         | .000        | 0        | 0         | 0         | .000        | 0        | 0         | .000        | 0         | 0        | 0        | 0        | 0        | 0        | 0        | 0        | 0.0         | .333 | 3-1 |
| 09/14/2019    | at Air Force      | 1         | 2         | 1        | 7         | .143        | 1        | 2         | .500        | 0        | 0         | 1         | 1.000       | 0        | 3         | 1.000       | 2         | 0        | 1        | 0        | 1        | 0        | 0        | 0        | 2.5         | .202 | 3-1 |
| <b>Totals</b> |                   | <b>15</b> | <b>15</b> | <b>9</b> | <b>59</b> | <b>.102</b> | <b>7</b> | <b>23</b> | <b>.304</b> | <b>4</b> | <b>11</b> | <b>74</b> | <b>.851</b> | <b>1</b> | <b>14</b> | <b>.929</b> | <b>47</b> | <b>0</b> | <b>1</b> | <b>0</b> | <b>0</b> | <b>0</b> | <b>0</b> | <b>0</b> | <b>19.5</b> |      |     |

**Player Averages**

| Sets Played | Kills per nset | Assists per set | Service aces per set | Digs per set | Blocks per set | Points per set |
|-------------|----------------|-----------------|----------------------|--------------|----------------|----------------|
| 15          | 1.00           | 0.47            | 0.27                 | 3.13         | 0.03           | 1.30           |



### JENNIFER WILLIAMS

Redshirt Freshman | 6-1  
OH | Staunton, Va.

High School/Club Team  
Robert E. Lee | Richmond

Major: Marketing

# 16

#### AT THE NET

- Has not seen action.
- Redshirted in 2018.
- Four-year letterwinner.
- Coached by mom, Jan Williams, at Robert E. Lee.
- First-team All-State.
- Led Robert E. Lee to the VHSL state championship.
- Regional Player of the Year.
- First-team All-Region.
- First-team All-Conference.
- First-team All-District.
- All-City/County Player of the Year.
- Conference Player of the Year.
- Racked up more than 1,000 kills in prep career.
- Finished third all-time in VHSL record book for most career blocks.
- Captain.
- Also played tennis.
- Four-year letterwinner and captain.

#### SEASON/CAREER HIGHS

Kills .....  
 Hitting percentage.....  
 Assists.....  
 Aces.....  
 Digs .....  
 Blocks .....

#### MATCH-BY-MATCH STATS

| Date   | Opponent | Attack |   |   |      | Set |   |      |     | Serve |      |    |     | Recept |    |     |     | Blocking |    |    |       | Team |        |      |       |
|--------|----------|--------|---|---|------|-----|---|------|-----|-------|------|----|-----|--------|----|-----|-----|----------|----|----|-------|------|--------|------|-------|
|        |          | SP     | K | E | TA   | PCT | A | TA   | PCT | SA    | SE   | TA | PCT | RE     | TA | PCT | DIG | BS       | BA | BE | TOTAL | BHE  | POINTS | HIT% | SCORE |
| Totals |          | 0      | 0 | 0 | .000 | 0   | 0 | .000 | 0   | 0     | .000 | 0  | 0   | .000   | 0  | 0   | 0   | 0        | 0  | 0  | 0.0   | 0    | 0.0    |      |       |

| Player Averages |                |                 |                      |              |                |                |
|-----------------|----------------|-----------------|----------------------|--------------|----------------|----------------|
| Sets Played     | Kills per nset | Assists per set | Service aces per set | Digs per set | Blocks per set | Points per set |
| 0               | 0.00           | 0.00            | 0.00                 | 0.00         | 0.00           | 0.00           |



### RACHEL TAM

Freshman | 5-4  
L/DS | Basking Ridge, N.J.

High School/Club Team  
Ridge | Atlantic Valley & Central Jersey

Major: Business

# 17

#### AT THE NET

- Has played in five matches.
- Posted a career-high two digs versus UC Irvine (9/13).
- Collected her first career dig at Liberty (9/7).
- First match at the college level came against Northwestern (8/31).
- Four-year letterwinner.
- Coached by Joanne Milot at Ridge.
- Played club for AVVC and CJVA.
- Courier News 2017 New Jersey Player of the Year.
- NJ Star Ledger 2017 first-team all-state.
- Two-time NJ Star Ledger Group 4 First Team.
- Two-time NJ Skyland first-team all-conference.
- Led Ridge to a state championship in 2017 with a 26-0 record.
- Became the first player in school history to rack up more than 1,000 digs, finishing with 1,171.
- In the classroom, was the president of the National Honor Society.
- Student Council VP.
- Project Adventure Peer Leader and Board Member.
- Habitat for Humanity Class Representative.
- Honor Roll.
- Also considered Georgetown and Wake Forest.
- Her mother, Juanita, played college volleyball at Amherst College.
- Her brother, Jonathan, played baseball at Villanova and made the All-BIG EAST Academic Team and led the league with the best ERA.
- Her sister, Kelsey, played volleyball for Wesleyan University and was named to the All-NESCAC Academic Team.

#### SEASON/CAREER HIGHS

Kills.....  
 Hitting percentage.....  
 Assists .....  
 Aces .....  
 Digs.....1 at Liberty (9/7/19)  
 Blocks.....

#### MATCH-BY-MATCH STATS

| Date       | Opponent        | Attack |   |   |      | Set |   |       |     | Serve |    |       |     | Recept |      |     |     | Blocking |    |     |       | Team |        |      |       |
|------------|-----------------|--------|---|---|------|-----|---|-------|-----|-------|----|-------|-----|--------|------|-----|-----|----------|----|-----|-------|------|--------|------|-------|
|            |                 | SP     | K | E | TA   | PCT | A | TA    | PCT | SA    | SE | TA    | PCT | RE     | TA   | PCT | DIG | BS       | BA | BE  | TOTAL | BHE  | POINTS | HIT% | SCORE |
| 08/31/2019 | vs Northwestern | 3      | 0 | 0 | .000 | 0   | 0 | .000  | 0   | 1     | 4  | .750  | 0   | 0      | .000 | 0   | 0   | 0        | 0  | 0   | 0.0   | 0    | 0.0    | .070 | 0-3   |
| 09/07/2019 | at Liberty      | 1      | 0 | 0 | .000 | 0   | 0 | .000  | 0   | 2     | 4  | .500  | 0   | 0      | .000 | 2   | 0   | 0        | 0  | 0.0 | 0     | 0.0  | .160   | 1-3  |       |
| 09/10/2019 | at VCU          | 1      | 0 | 0 | .000 | 0   | 0 | .000  | 0   | 0     | 1  | 1.000 | 0   | 0      | .000 | 0   | 0   | 0        | 0  | 0.0 | 0     | 0.0  | .220   | 1-3  |       |
| 09/13/2019 | vs UC Irvine    | 1      | 0 | 0 | .000 | 1   | 1 | 1.000 | 0   | 1     | 7  | .857  | 0   | 0      | .000 | 2   | 0   | 0        | 0  | 0.0 | 0     | 0.0  | .253   | 3-2  |       |
| Totals     |                 | 6      | 0 | 0 | .000 | 1   | 1 | 1.000 | 0   | 7     | 35 | .800  | 0   | 0      | .000 | 7   | 0   | 0        | 0  | 0.0 | 0     | 0.0  |        |      |       |

| Player Averages |                |                 |                      |              |                |                |
|-----------------|----------------|-----------------|----------------------|--------------|----------------|----------------|
| Sets Played     | Kills per nset | Assists per set | Service aces per set | Digs per set | Blocks per set | Points per set |
| 6               | 0.00           | 0.17            | 0.00                 | 1.17         | 0.00           | 0.00           |







MARISA CERCHIO (Sir-ko)

Junior | 6-3  
MB/RS | Cincinnati, Ohio

High School/Club Team  
Turpin | NKYVC

Major: Marketing

19

Liberty Invitational All-Tournament Team  
2017-18 ACC Academic Honor Roll

AT THE NET

- Has played in all 10 matches.
- Had been on a tear as of late, getting double-digit kills in seven straight matches dating back to Sept. 6, averaging 3.17 kills per set during that stretch.
- Tallied 12 kills, one assist, two digs and three blocks versus UC Irvine (9/13).
- Racked up a season-high 15 kills at VCU (9/10).
- Went off at the Liberty Invitational (9/6-7), recording at least 13 kills and three blocks in all three matches to be named the top attacker of the tournament.
- Opened the season with 11 kills on a .455 hitting percentage, two digs and two blocks against USC Upstate (8/30).
- Played and started in 30 matches in 2018.
- Hit a season-best .831, the third-best mark in school history, with 13 kills and four blocks against William & Mary (8/31).
- Played her best match as a Hokie versus Charlotte (8/25), setting then-two career highs – 15 kills, 10 blocks.

SEASON HIGHS

Kills..... 15 at VCU (9/10/19)  
 Hitting percentage..... .455 vs. USC Upstate (8/30/19)  
 Assists ..... 1, 2x, last vs. UC Irvine (9/13/19)  
 Aces .....  
 Digs..... 2, 3x, last Elon (9/6/19)  
 Blocks..... 5 vs. Elon (9/6/19)

CAREER HIGHS

Kills..... 15, 2x, last at VCU (9/10/19)  
 Hitting percentage..... 1.00 vs. Wake Forest (10/20/17)  
 Assists ..... 1, 3x, last vs. UC Irvine (9/13/19)  
 Aces ..... 3 vs. Presbyterian (8/25/18)  
 Digs..... 6 vs. Notre Dame (10/8/17)  
 Blocks..... 11 vs. Clemson (11/21/18)

MATCH-BY-MATCH STATS

| Date          | Opponent          | SP | Attack    |            |           | Set         |             |          | Serve    |             |          | Recept   |          |              | Blocking |          |              | Team      |          |            |          |             |          |              |     |
|---------------|-------------------|----|-----------|------------|-----------|-------------|-------------|----------|----------|-------------|----------|----------|----------|--------------|----------|----------|--------------|-----------|----------|------------|----------|-------------|----------|--------------|-----|
|               |                   |    | K         | E          | TA        | PCT         | A           | TA       | PCT      | SA          | SE       | TA       | PCT      | RE           | TA       | PCT      | DIG          | BA        | BE       | TOTAL      | BHE      | POINTS      | HIT%     | SCORE        |     |
| 08/30/2019    | vs USC Upstate    | *4 | 11        | 1          | 22        | .455        | 0           | 0        | .000     | 0           | 0        | .000     | 0        | 0            | .000     | 2        | 0            | 2         | 0        | 2.0        | 0        | 12.0        | .234     | 3-1          |     |
| 08/30/2019    | at Miami (OH)     | *4 | 7         | 5          | 27        | .074        | 1           | 2        | .500     | 0           | 0        | .000     | 0        | 1            | 1.000    | 0        | 0            | 2         | 1        | 2.0        | 0        | 8.0         | .164     | 1-3          |     |
| 08/31/2019    | vs Northwestern   | *3 | 8         | 6          | 22        | .091        | 0           | 0        | .000     | 0           | 0        | .000     | 0        | 0            | .000     | 2        | 0            | 3         | 0        | 3.0        | 0        | 9.5         | .070     | 0-3          |     |
| 09/06/2019    | vs Elon           | *3 | 13        | 1          | 32        | .375        | 0           | 0        | .000     | 0           | 0        | .000     | 0        | 0            | .000     | 2        | 0            | 5         | 0        | 5.0        | 0        | 15.5        | .214     | 3-1          |     |
| 09/07/2019    | vs Davidson       | *1 | 14        | 5          | 31        | .290        | 0           | 1        | .000     | 0           | 0        | .000     | 0        | 0            | .000     | 0        | 0            | 4         | 0        | 4.0        | 0        | 16.0        | .179     | 3-1          |     |
| 09/07/2019    | at Liberty        | 2  | 28        | 7          | 69        | .304        | 0           | 0        | .000     | 0           | 0        | .4       | 1.000    | 0            | 0        | .000     | 2            | 0         | 6        | 0          | 6.0      | 0           | 31.0     | .160         | 1-3 |
| 09/10/2019    | at VCU            | *4 | 15        | 4          | 33        | .333        | 0           | 0        | .000     | 0           | 0        | .000     | 0        | 0            | .000     | 0        | 0            | 0         | 0        | 0.0        | 0        | 15.0        | .220     | 1-3          |     |
| 09/13/2019    | vs UC Irvine      | *3 | 12        | 6          | 31        | .194        | 1           | 1        | 1.000    | 0           | 0        | 1        | 1.000    | 0            | 2        | 1.000    | 2            | 0         | 3        | 0          | 3.0      | 0           | 13.5     | .253         | 3-2 |
| 09/13/2019    | vs Loyola Chicago | *2 | 13        | 5          | 28        | .286        | 0           | 0        | .000     | 0           | 0        | .000     | 0        | 0            | .000     | 1        | 0            | 2         | 1        | 2.0        | 0        | 14.0        | .333     | 3-1          |     |
| 09/14/2019    | at Air Force      | *3 | 12        | 5          | 32        | .219        | 0           | 0        | .000     | 0           | 0        | .000     | 0        | 0            | .000     | 0        | 0            | 0         | 0        | 0.0        | 0        | 12.0        | .202     | 3-1          |     |
| <b>Totals</b> |                   |    | <b>29</b> | <b>133</b> | <b>45</b> | <b>.327</b> | <b>.269</b> | <b>2</b> | <b>4</b> | <b>.500</b> | <b>0</b> | <b>0</b> | <b>5</b> | <b>1.000</b> | <b>0</b> | <b>3</b> | <b>1.000</b> | <b>11</b> | <b>0</b> | <b>.27</b> | <b>2</b> | <b>13.5</b> | <b>0</b> | <b>146.5</b> |     |

| Player Averages |                |                 |                      |              |                |                |
|-----------------|----------------|-----------------|----------------------|--------------|----------------|----------------|
| Sets Played     | Kills per nset | Assists per set | Service aces per set | Digs per set | Blocks per set | Points per set |
| 29              | 4.59           | 0.07            | 0.00                 | 0.38         | 0.47           | 5.05           |



ABBY MCKINZIE

Senior | 5-9  
L/DS | East Leroy, Mich.

High School/Club Team  
St. Philip Catholic Central | Dead Frog

Major: Communications

20

2017-18 ACC Academic Honor Roll

AT THE NET

- Has played in eight matches.
- Recorded four digs against Loyola Chicago (9/13).
- Scooped up a season-high eight digs and got her first ace of the season versus UC Irvine (9/13).
- Collected two digs at VCU (9/10).
- Had a dig against Northwestern (8/31).
- Played in 21 matches in 2018.
- Had her third-most digs of the season (6) vs. Clemson (11/21).
- Tied a career-high two assists and had four digs versus Syracuse (11/18).
- Tallied a season-high eight digs against Virginia (11/9).
- Had two digs vs. Syracuse (11/2) and one dig vs. BC (11/4).
- Finished with her second-highest dig total of the season with three against then-No. 22 Louisville (10/12).

SEASON HIGHS

Kills.....  
 Hitting percentage.....  
 Assists .....  
 Aces ..... 1 vs. UC Irvine (9/13/19)  
 Digs..... 8 vs. UC Irvine (9/13/19)  
 Blocks.....

CAREER HIGHS

Kills..... 1 vs. Temple (9/2/16)  
 Hitting percentage..... 1.00 at Temple (9/2/16)  
 Assists ..... 2, 4x, last at Syracuse (11/18/18)  
 Aces ..... 4 vs. Robert Morris (9/1/18)  
 Digs..... 11, 2x, last vs. Idaho State (8/25/17)  
 Blocks.....

MATCH-BY-MATCH STATS

| Date          | Opponent          | SP        | Attack   |          |          | Set         |          |           | Serve       |          |          | Recept     |             |          | Blocking  |             |           | Team     |          |          |          |          |          |          |          |          |          |          |            |      |     |
|---------------|-------------------|-----------|----------|----------|----------|-------------|----------|-----------|-------------|----------|----------|------------|-------------|----------|-----------|-------------|-----------|----------|----------|----------|----------|----------|----------|----------|----------|----------|----------|----------|------------|------|-----|
|               |                   |           | K        | E        | TA       | PCT         | A        | TA        | PCT         | SA       | SE       | TA         | PCT         | RE       | TA        | PCT         | DIG       | BA       | BE       | TOTAL    | BHE      | POINTS   | HIT%     | SCORE    |          |          |          |          |            |      |     |
| 08/30/2019    | vs USC Upstate    | 4         | 0        | 0        | 0        | .000        | 0        | 0         | .000        | 0        | 1        | 3          | .667        | 0        | 0         | .000        | 0         | 0        | 0        | 0        | 0        | 0        | 0        | 0        | 0        | 0        | .0       | .234     | 3-1        |      |     |
| 08/30/2019    | at Miami (OH)     | 4         | 0        | 0        | 0        | .000        | 0        | 0         | .000        | 0        | 0        | 2          | 1.000       | 0        | 0         | .000        | 0         | 0        | 0        | 0        | 0        | 0        | 0        | 0        | 0        | 0        | 0        | 0        | .164       | 1-3  |     |
| 09/10/2019    | at VCU            | 2         | 0        | 0        | 0        | .000        | 0        | 3         | 1.000       | 0        | 0        | 8          | 1.000       | 0        | 4         | 1.000       | 2         | 0        | 0        | 0        | 0        | 0        | 0        | 0        | 0        | 0        | 0        | 0        | .220       | 1-3  |     |
| 09/13/2019    | vs UC Irvine      | 2         | 0        | 0        | 0        | .000        | 0        | 2         | 1.000       | 11       | 20       | .955       | 0           | 10       | 1.000     | 8           | 0         | 0        | 0        | 0        | 0        | 0        | 0        | 0        | 0        | 0        | 0        | 0        | 1.0        | .253 | 3-2 |
| 09/13/2019    | vs Loyola Chicago | 2         | 0        | 0        | 1        | .000        | 0        | 3         | 1.000       | 0        | 0        | 14         | 1.000       | 0        | 10        | 1.000       | 4         | 0        | 0        | 0        | 0        | 0        | 0        | 0        | 0        | 0        | 0        | 0        | 0          | .333 | 3-1 |
| 09/14/2019    | at Air Force      | 1         | 0        | 0        | 0        | .000        | 0        | 5         | 1.000       | 0        | 15       | 1.000      | 1           | 11       | .909      | 1           | 0         | 0        | 0        | 0        | 0        | 0        | 0        | 0        | 0        | 0        | 0        | 0        | 0          | .202 | 3-1 |
| <b>Totals</b> |                   | <b>15</b> | <b>0</b> | <b>0</b> | <b>1</b> | <b>.000</b> | <b>0</b> | <b>13</b> | <b>.000</b> | <b>2</b> | <b>2</b> | <b>.69</b> | <b>.971</b> | <b>2</b> | <b>40</b> | <b>.950</b> | <b>16</b> | <b>0</b> | <b>0</b> | <b>0</b> | <b>0</b> | <b>0</b> | <b>0</b> | <b>0</b> | <b>0</b> | <b>0</b> | <b>0</b> | <b>0</b> | <b>2.0</b> |      |     |

| Player Averages |                |                 |                      |              |                |                |
|-----------------|----------------|-----------------|----------------------|--------------|----------------|----------------|
| Sets Played     | Kills per nset | Assists per set | Service aces per set | Digs per set | Blocks per set | Points per set |
| 15              | 0.00           | 0.00            | 0.13                 | 1.07         | 0.00           | 0.13           |





**KAI YOUNG**

Junior | 5-11  
MB | Charlotte, N.C.

*High School/Club Team*  
Charlotte Christian | Carolina Union

Major: Multimedia Journalism

**22**

**AT THE NET**

- Has played in all 10 matches.
- Recorded four kills on a .800 hitting percentage to go along with four blocks against Loyola Chicago (9/13).
- Collected a season-high nine kills and three blocks against UC Irvine (9/13).
- Recorded four kills at VCU (9/10).
- Owned five kills and a season-high seven blocks vs. Elon (9/6).
- Had one kill and had two blocks against Northwestern (8/31).
- Tallied two kills and three blocks at Miami (Ohio) (8/30).
- Owned two kills and a season-high four blocks versus USC Upstate (8/30) in the season opener.
- Played in 24 matches, drawing 23 starts in 2018.
- Played her best match yet against Charlotte (8/25), posting two career highs – 13 kills, eight blocks.
- Played volleyball and ran track at Charlotte Christian.
- Father, Bryant Young, played football at Notre Dame and was a 14-year NFL veteran with the San Francisco 49ers, earning four Pro Bowls and a XXIX Super Bowl ring. He currently coaches the defensive line for the Atlanta Falcons.
- Mother ran track at Notre Dame.

**SEASON HIGHS**

Kills.....9 vs. UC Irvine (9/13/19)  
 Hitting percentage......800 vs. Loyola Chicago (9/13/19)  
 Assists .....  
 Aces .....  
 Digs.....1, 2x, last at Air Force (9/14/19)  
 Blocks.....7 vs. Elon (9/6/19)

**CAREER HIGHS**

Kills.....13 at Charlotte (8/25/18)  
 Hitting percentage.....1.00 (3x)  
 Assists .....1 (2x)  
 Aces .....  
 Digs.....1, 10x, last at Air Force (9/14/19)  
 Blocks.....8 at Charlotte (8/25/18)

**MATCH-BY-MATCH STATS**

| Date          | Opponent          | Attack    |           |          |               | Set        |                 |          |           | Serve          |          |          |              | Receipt    |          |           |          | Blocking   |          |             |             | Team |        |      |       |
|---------------|-------------------|-----------|-----------|----------|---------------|------------|-----------------|----------|-----------|----------------|----------|----------|--------------|------------|----------|-----------|----------|------------|----------|-------------|-------------|------|--------|------|-------|
|               |                   | SP        | K         | E        | TA            | A          | TA              | PCT      | SA        | SE             | TA       | PCT      | RE           | TA         | PCT      | RE        | TA       | DIG        | BS       | BA          | BETOTAL     | BHE  | POINTS | HIT% | SCORE |
| 08/30/2019    | vs USC Upstate    | *4        | 0         | 0        | 3.000         | 24         | 60              | .400     | 0         | 0              | 5.1000   | 0        | 0            | .000       | 8        | 0         | 1        | 0.0        | 0        | 0.5         | .234        | 3-1  |        |      |       |
| 08/30/2019    | at Miami (OH)     | *4        | 4         | 1        | 7.429         | 27         | 92              | .292     | 0         | 2              | 11.818   | 0        | 0            | .000       | 4        | 1         | 0        | 0.0        | 0        | 5.0         | .164        | 1-3  |        |      |       |
| 08/31/2019    | vs Northwestern   | *3        | 1         | 1        | 5.000         | 21         | 84              | .250     | 0         | 0              | 10.1000  | 0        | 0            | .000       | 7        | 0         | 0        | 0.0        | 0        | 1.0         | .070        | 0-3  |        |      |       |
| 09/06/2019    | vs Elon           | *4        | 4         | 0        | 11.364        | 38         | 130             | .292     | 2         | 1              | 20.950   | 0        | 0            | .000       | 8        | 0         | 3        | 0.0        | 2        | 7.5         | .214        | 3-1  |        |      |       |
| 09/07/2019    | vs Davidson       | *1        | 6         | 1        | 11.455        | 37         | 117             | .316     | 0         | 2              | 11.818   | 0        | 0            | .000       | 6        | 0         | 1        | 1.0        | 0        | 6.5         | .179        | 3-1  |        |      |       |
| 09/07/2019    | at Liberty        | *4        | 7         | 0        | 18.389        | 62         | 213             | .294     | 0         | 2              | 19.895   | 0        | 0            | .000       | 23       | 0         | 2        | 0.0        | 0        | 7.0         | .160        | 1-3  |        |      |       |
| 09/10/2019    | at VCU            | *4        | 3         | 2        | 10.100        | 43         | 99              | .434     | 0         | 1              | 11.909   | 0        | 0            | .000       | 12       | 0         | 2        | 0.0        | 2        | 4.0         | .220        | 1-3  |        |      |       |
| 09/13/2019    | vs UC Irvine      | *5        | 1         | 0        | 2.500         | 54         | 127             | .425     | 1         | 1              | 18.944   | 0        | 3            | 1.000      | 10       | 0         | 2        | 0.0        | 0        | 3.0         | .253        | 3-2  |        |      |       |
| 09/13/2019    | vs Loyola Chicago | *4        | 2         | 0        | 7.286         | 50         | 112             | .446     | 2         | 1              | 19.947   | 0        | 0            | .000       | 13       | 1         | 1        | 1.0        | 2        | 5.5         | .333        | 3-1  |        |      |       |
| 09/14/2019    | at Air Force      | *4        | 3         | 2        | 8.125         | 34         | 97              | .351     | 0         | 1              | 20.950   | 0        | 0            | .000       | 13       | 0         | 1        | 0.0        | 1        | 3.5         | .202        | 3-1  |        |      |       |
| <b>Totals</b> |                   | <b>37</b> | <b>31</b> | <b>7</b> | <b>82.293</b> | <b>390</b> | <b>1129.345</b> | <b>5</b> | <b>11</b> | <b>144.924</b> | <b>0</b> | <b>3</b> | <b>1.000</b> | <b>104</b> | <b>2</b> | <b>11</b> | <b>4</b> | <b>7.5</b> | <b>6</b> | <b>43.5</b> | <b>1.18</b> |      |        |      |       |

| Player Averages | Sets Played | Kills per set | Assists per set | Service aces per set | Digs per set | Blocks per set | Points per set |
|-----------------|-------------|---------------|-----------------|----------------------|--------------|----------------|----------------|
|                 | 37          | 0.84          | 10.54           | 0.14                 | 2.81         | 0.20           | 1.18           |



**TALYN JACKSON** (TAL-lynn)

Sophomore | 5-11  
S | Gardnersville, Nev.

*High School/Club Team*  
Douglas | Silve State

Major: Criminology

**23**

**AT THE NET**

- Has played in all 10 matches.
- Has gotten five double-doubles in a row dating back to Sept. 7, a first in the Jill Wilson era.
- Racked up 138 assists at the Air Force tournament (9/13-14), averaging 10.62 assists a set to make the all-tournament team.
- Put together back-to-back 50-assist outings, recording a career-high 54 assists versus UC Irvine (9/13) and 50 assists against Loyola Chicago (9/13).
- Posted a season-high 43 assists, 12 digs and two blocks at VCU (9/10) for her second straight double-double.
- Recorded her first double-double of the season at Liberty (9/7) with 31 assists and 10 digs.
- Had a near double-double against USC Upstate (8/30) with 24 assists and eight digs in the season opener.
- Appeared in 16 matches with one start in 2018.
- Filled in for setter Rhegan Mitchell against Robert Morris (9/1), drawing her first start and did not disappoint by posting 45 assists, 13 digs, two aces – all career highs – and two blocks.
- Enrolled in January 2018, practicing with the team in the spring and playing in its scrimmages.

**SEASON HIGHS**

Kills.....6 vs. Davidson (9/7/19)  
 Hitting percentage......455 vs. Davidson (9/7/19)  
 Assists .....43 at VCU (9/10/19)  
 Aces .....2 vs. Elon (9/7/19)  
 Digs.....12 at VCU (9/10/19)  
 Blocks.....3 vs. Elon (9/7/19)

**CAREER HIGHS**

Kills.....6 vs. Davidson (9/7/19)  
 Hitting percentage.....1.00 vs. Campbell (8/31/18)  
 Assists .....45 vs. Robert Morris (9/1/18)  
 Aces .....2, 2x, last vs. Elon (9/7/19)  
 Digs.....13 vs. Robert Morris (9/1/18)  
 Blocks.....4 vs. William & Mary (8/31/18)

**MATCH-BY-MATCH STATS**

| Date          | Opponent       | Attack    |           |           |                | Set      |               |          |          | Serve         |           |                |           | Receipt  |          |          |            | Blocking |             |      |         | Team |        |      |       |
|---------------|----------------|-----------|-----------|-----------|----------------|----------|---------------|----------|----------|---------------|-----------|----------------|-----------|----------|----------|----------|------------|----------|-------------|------|---------|------|--------|------|-------|
|               |                | SP        | K         | E         | TA             | A        | TA            | PCT      | SA       | SE            | TA        | PCT            | RE        | TA       | PCT      | RE       | TA         | DIG      | BS          | BA   | BETOTAL | BHE  | POINTS | HIT% | SCORE |
| 08/30/2019    | vs USC Upstate | *4        | 0         | 0         | 0.000          | 0        | 1.000         | 1        | 1        | 4.750         | 1         | 8              | .875      | 0        | 0        | 0        | 0.0        | 0        | 1.0         | .234 | 3-1     |      |        |      |       |
| 08/30/2019    | at Miami (OH)  | *4        | 4         | 0         | 1.000          | 0        | 0.000         | 0        | 0        | 0.000         | 1         | 7              | .857      | 5        | 0        | 0        | 0.0        | 0        | 0.0         | .164 | 1-3     |      |        |      |       |
| 09/06/2019    | vs Elon        | *4        | 7         | 3         | 26.154         | 0        | 2.000         | 0        | 2        | 5.600         | 0         | 18             | 1.000     | 10       | 0        | 1        | 0.0        | 0        | 7.5         | .214 | 3-1     |      |        |      |       |
| 09/07/2019    | vs Davidson    | *3        | 7         | 5         | 28.071         | 2        | 5.400         | 0        | 0        | 10.1000       | 1         | 20             | .950      | 7        | 0        | 0        | 0.0        | 0        | 6.5         | .179 | 3-1     |      |        |      |       |
| 09/07/2019    | at Liberty     | *1        | 2         | 2         | 12.000         | 0        | 4.000         | 0        | 0        | 0.000         | 10        | 40             | .750      | 6        | 0        | 0        | 0.0        | 0        | 2.0         | .160 | 1-3     |      |        |      |       |
| 09/10/2019    | at VCU         | *4        | 15        | 12        | 42.071         | 1        | 4.250         | 1        | 1        | 14.929        | 0         | 13             | 1.000     | 6        | 0        | 1        | 0.0        | 0        | 16.5        | .220 | 1-3     |      |        |      |       |
| 09/13/2019    | vs UC Irvine   | *1        | 0         | 0         | 0.000          | 0        | 0.000         | 0        | 0        | 0.000         | 0         | 0              | 0.000     | 0        | 0        | 0        | 0.0        | 0        | 0.0         | .253 | 3-2     |      |        |      |       |
| <b>Totals</b> |                | <b>21</b> | <b>31</b> | <b>22</b> | <b>109.083</b> | <b>3</b> | <b>16.188</b> | <b>2</b> | <b>4</b> | <b>33.879</b> | <b>13</b> | <b>106.877</b> | <b>34</b> | <b>0</b> | <b>2</b> | <b>0</b> | <b>1.0</b> | <b>1</b> | <b>34.0</b> |      |         |      |        |      |       |

| Player Averages | Sets Played | Kills per set | Assists per set | Service aces per set | Digs per set | Blocks per set | Points per set |
|-----------------|-------------|---------------|-----------------|----------------------|--------------|----------------|----------------|
|                 | 21          | 1.48          | 0.14            | 0.10                 | 1.62         | 0.05           | 1.62           |

### NCAA STATS

| Statistic                           | National Rank | Conference Rank | Value | National Leader | Value | Conference Leader         | Value          |
|-------------------------------------|---------------|-----------------|-------|-----------------|-------|---------------------------|----------------|
| Aces Per Set (332 ranked)           | 217           | 14              | 1.22  | Gonzaga         | 3.41  | Clemson                   | 2.24           |
| Assists Per Set (332 ranked)        | 83            | 5               | 12.22 | Nicholls St.    | 20.33 | Georgia Tech              | 13.57          |
| Blocks Per Set (332 ranked)         | 85            | 6               | 2.26  | Nicholls St.    | 4.25  | Wake Forest               | 2.82           |
| Digs Per Set (332 ranked)           | 22            | 1               | 17.37 | Nicholls St.    | 26.50 | Virginia Tech             | 17.37          |
| Hitting Percentage (332 ranked)     | 219           | 12              | 0.214 | Penn St.        | 0.432 | Miami (FL)                | 0.331          |
| Kills Per Set (332 ranked)          | 84            | 6               | 13.15 | Nicholls St.    | 24.00 | Georgia Tech              | 14.48          |
| Match W-L Pctg. (302 ranked)        | 195           | 11              | 0.429 | 21 teams tied   | 1.000 | Pittsburgh<br>Wake Forest | 1.000<br>1.000 |
| Opp Hitting Percentage (332 ranked) | 209           | 8               | 0.248 | Penn St.        | 0.086 | Pittsburgh                | 0.129          |
| Team Assists (332 ranked)           | 32            | 2               | 330   | Houston         | 460   | Clemson                   | 347            |
| Team Attacks Per Set (332 ranked)   | 6             | 1               | 40.56 | Nicholls St.    | 61.17 | Virginia Tech             | 40.56          |
| Team Digs (332 ranked)              | 9             | 1               | 469   | Houston         | 558   | Virginia Tech             | 469            |
| Team Kills (332 ranked)             | 29            | 2               | 355   | Houston         | 494   | Clemson                   | 379            |
| Team Service Aces (332 ranked)      | 135           | 5               | 33    | UMES            | 67    | Clemson                   | 65             |
| Team Total Attacks (332 ranked)     | 4             | 1               | 1,095 | Houston         | 1,437 | Virginia Tech             | 1,095          |
| Team Total Blocks (332 ranked)      | 35            | 2               | 61.0  | VCU             | 96.5  | Virginia                  | 64.0           |

| Statistic                       | Player         | National Rank | Conference Rank | Value | National Leader                 | Value | Conference Leader             | Value |
|---------------------------------|----------------|---------------|-----------------|-------|---------------------------------|-------|-------------------------------|-------|
| Aces Per Set (146 ranked)       |                |               |                 |       | Ana Williams, Howard            | 1.33  | Jane DeJarld, Boston College  | 0.75  |
| Assists Per Set (150 ranked)    | Talyn Jackson  | 47            | 4               | 10.50 | Ana Williams, Howard            | 14.00 | Savannah Vach, Miami (FL)     | 11.63 |
| Attacks Per Set (150 ranked)    | Marisa Cerchio | 48            | 2               | 11.24 | Amelia Johnson, Liberty         | 16.64 | Ade Owokoniran, Duke          | 13.86 |
|                                 | Cera Powell    | 101           | 5               | 10.33 |                                 |       |                               |       |
| Blocks Per Set (300 ranked)     | Anabel Zier    | 82            | 5               | 1.25  | Lily Cooper, Duke               | 2.13  | Lily Cooper, Duke             | 2.13  |
|                                 | Marisa Cerchio | 183           | 9               | 1.05  |                                 |       |                               |       |
| Digs Per Set (150 ranked)       | Logan Mosley   | 8             | 1               | 6.12  | Jenna Story, Wright St.         | 6.88  | Logan Mosley, Virginia Tech   | 6.12  |
| Hitting Percentage (150 ranked) |                |               |                 |       | Tyanna Omazic, Missouri         | 0.656 | Caitlyn Della, Wake Forest    | 0.520 |
| Kills Per Set (148 ranked)      | Marisa Cerchio | 27            | 2               | 4.57  | Amelia Johnson, Liberty         | 7.21  | Ade Owokoniran, Duke          | 5.64  |
| Kills SG Highs (0 ranked)       |                |               |                 |       |                                 |       |                               |       |
| Points (150 ranked)             | Marisa Cerchio | 52            | 2               | 107.0 | Abbie Jackson, Houston          | 182.0 | Kaylin Korte, Clemson         | 111.0 |
| Points Per Set (149 ranked)     | Marisa Cerchio | 33            | 2               | 5.10  | Amelia Johnson, Liberty         | 8.29  | Ade Owokoniran, Duke          | 5.89  |
| Service Aces (106 ranked)       |                |               |                 |       | Maia Dvoracek, Cal Poly         | 26    | Emily Curtis, Clemson         | 15    |
| Total Assists (150 ranked)      | Talyn Jackson  | 30            | 2               | 252   | Abby Irvine, Houston            | 385   | McKenna Slavik, Clemson       | 289   |
| Total Attacks (144 ranked)      | Marisa Cerchio | 93            | 1               | 236   | Abbie Jackson, Houston          | 428   | Marisa Cerchio, Virginia Tech | 236   |
| Total Blocks (193 ranked)       | Anabel Zier    | 38            | 3               | 30    | Jasmin Sneed, VCU               | 50    | Lily Cooper, Duke             | 32    |
|                                 | Marisa Cerchio | 193           | 10              | 22    |                                 |       |                               |       |
| Total Digs (300 ranked)         | Logan Mosley   | 5             | 1               | 159   | Katie Karbo, Houston            | 197   | Logan Mosley, Virginia Tech   | 159   |
| Total Kills (148 ranked)        | Marisa Cerchio | 43            | 1               | 96    | Abbie Jackson, Houston          | 164   | Marisa Cerchio, Virginia Tech | 96    |
| Triple Doubles (6 ranked)       |                |               |                 |       | Kalli Hegerle, North Dakota St. | 4     |                               |       |



LAST FOUR BOX SCORES

Site: 9/10/2019 Attendance: 498 Time: 10:07 pm

Set Scores table for Virginia Tech (3) vs VCU (3)

Virginia Tech (3-0)

Main box score for Virginia Tech (3-0) vs VCU (3)

Set summary table for Virginia Tech (3-0) vs VCU (3)

VCU (5-0)

Main box score for VCU (5-0) vs Virginia Tech (4-4)

Set summary table for VCU (5-0) vs Virginia Tech (4-4)

Site: 9/13/2019 Attendance: 0 Time: 8:34 pm

Set Scores table for Virginia Tech (3) vs Loyola Chicago (1)

Virginia Tech (5-4)

Main box score for Virginia Tech (5-4) vs Loyola Chicago (3-5)

Set summary table for Virginia Tech (5-4) vs Loyola Chicago (3-5)

Loyola Chicago (3-5)

Main box score for Loyola Chicago (3-5) vs Virginia Tech (5-4)

Set summary table for Loyola Chicago (3-5) vs Virginia Tech (5-4)

Site: 9/13/2019 Attendance: 0 Time: 4:03 pm

Set Scores table for UC Irvine (2) vs Virginia Tech (3)

UC Irvine (1-6)

Main box score for UC Irvine (1-6) vs Virginia Tech (3)

Set summary table for UC Irvine (1-6) vs Virginia Tech (3)

Virginia Tech (4-4)

Main box score for Virginia Tech (4-4) vs VCU (5-0)

Set summary table for Virginia Tech (4-4) vs VCU (5-0)

Site: 9/14/2019 Attendance: 274 Time: 12:58 am

Set Scores table for Virginia Tech (3) vs Air Force (1)

Virginia Tech (6-4)

Main box score for Virginia Tech (6-4) vs Air Force (3-7)

Set summary table for Virginia Tech (6-4) vs Air Force (3-7)

Air Force (2-7)

Main box score for Air Force (2-7) vs Virginia Tech (6-4)

Set summary table for Air Force (2-7) vs Virginia Tech (6-4)



## COMBINED SEASON STATS

| ##                   | Player               | SP        | Attack     |              |            |             |             | Set        |              | Serve     |            |             |           | Dig        |              | Blocking  |            |           |             |           | PTS       |              |
|----------------------|----------------------|-----------|------------|--------------|------------|-------------|-------------|------------|--------------|-----------|------------|-------------|-----------|------------|--------------|-----------|------------|-----------|-------------|-----------|-----------|--------------|
|                      |                      |           | K          | K/S          | E          | TA          | PCT         | A          | A/S          | SA        | SE         | SA/S        | RE        | DIG        | DIG/S        | BS        | BA         | TOT/S     | BLK/S       | BE        |           | BHE          |
|                      | Caloyannides, Melody | 0         | 0          | 0.00         | 0          | 0           | .000        | 0          | 0.00         | 0         | 0          | 0.00        | 0         | 0          | 0.00         | 0         | 0          | 0         | 0.00        | 0         | 0         | 0.0          |
| 1                    | Smith, Kaity         | 21        | 31         | 1.48         | 22         | 109         | .083        | 3          | 0.14         | 2         | 4          | 0.10        | 13        | 34         | 1.62         | 0         | 2          | 2         | 0.10        | 0         | 1         | 34.0         |
| 2                    | Zier, Anabel         | 30        | 65         | 2.17         | 25         | 178         | .225        | 0          | 0.00         | 3         | 16         | 0.10        | 0         | 14         | 0.47         | 10        | 33         | 43        | 1.43        | 4         | 0         | 94.5         |
| 3                    | Powell, Cera         | 28        | 106        | 3.79         | 44         | 323         | .192        | 1          | 0.04         | 3         | 2          | 0.11        | 2         | 23         | 0.82         | 2         | 16         | 18        | 0.64        | 0         | 1         | 119.0        |
| 4                    | Mosley, Logan        | 39        | 4          | 0.10         | 1          | 11          | .273        | 36         | 0.92         | 10        | 4          | 0.26        | 13        | 206        | 5.28         | 0         | 0          | 0         | 0.00        | 0         | 0         | 14.0         |
| 5                    | Raffety, Carol       | 14        | 1          | 0.07         | 0          | 2           | .500        | 7          | 0.50         | 4         | 9          | 0.29        | 3         | 27         | 1.93         | 0         | 0          | 0         | 0.00        | 0         | 0         | 5.0          |
| 6                    | Robinson, Angel      | 4         | 18         | 4.50         | 10         | 50          | .160        | 1          | 0.25         | 0         | 0          | 0.00        | 0         | 0          | 0.00         | 2         | 8          | 10        | 2.50        | 0         | 0         | 24.0         |
| 7                    | Wyner, Tessa         | 24        | 90         | 3.75         | 39         | 260         | .196        | 1          | 0.04         | 5         | 11         | 0.21        | 5         | 46         | 1.92         | 0         | 11         | 11        | 0.46        | 6         | 0         | 100.5        |
| 10                   | Thomas, Kylie        | 27        | 0          | 0.00         | 0          | 3           | .000        | 7          | 0.26         | 6         | 8          | 0.22        | 12        | 88         | 3.26         | 0         | 0          | 0         | 0.00        | 0         | 0         | 6.0          |
| 11                   | Lynch, Sarah Jane    | 5         | 1          | 0.20         | 0          | 7           | .143        | 31         | 6.20         | 0         | 1          | 0.00        | 0         | 8          | 1.60         | 0         | 1          | 1         | 0.20        | 0         | 0         | 1.5          |
| 14                   | Talamazzi, Ester     | 15        | 15         | 1.00         | 9          | 59          | .102        | 7          | 0.47         | 4         | 11         | 0.27        | 1         | 47         | 3.13         | 0         | 1          | 1         | 0.07        | 0         | 0         | 19.5         |
| 16                   | Williams, Jennifer   | 0         | 0          | 0.00         | 0          | 0           | .000        | 0          | 0.00         | 0         | 0          | 0.00        | 0         | 0          | 0.00         | 0         | 0          | 0         | 0.00        | 0         | 0         | 0.0          |
| 17                   | Tam, Rachel          | 6         | 0          | 0.00         | 0          | 0           | .000        | 1          | 0.17         | 0         | 7          | 0.00        | 0         | 7          | 1.17         | 0         | 0          | 0         | 0.00        | 0         | 0         | 0.0          |
| 19                   | Cerchio, Marisa      | 29        | 133        | 4.59         | 45         | 327         | .269        | 2          | 0.07         | 0         | 0          | 0.00        | 0         | 11         | 0.38         | 0         | 27         | 27        | 0.93        | 2         | 0         | 146.5        |
| 20                   | McKinzie, Abby       | 15        | 0          | 0.00         | 0          | 1           | .000        | 0          | 0.00         | 2         | 2          | 0.13        | 2         | 16         | 1.07         | 0         | 0          | 0         | 0.00        | 0         | 0         | 2.0          |
| 22                   | Young, Kai           | 20        | 31         | 1.55         | 20         | 98          | .112        | 0          | 0.00         | 0         | 0          | 0.00        | 0         | 3          | 0.15         | 1         | 28         | 29        | 1.45        | 8         | 0         | 46.0         |
| 23                   | Jackson, Talyn       | 37        | 31         | 0.84         | 7          | 82          | .293        | 390        | 10.54        | 5         | 11         | 0.14        | 0         | 104        | 2.81         | 2         | 11         | 13        | 0.35        | 4         | 6         | 43.5         |
| <b>VIRGINIA TECH</b> |                      | <b>40</b> | <b>526</b> | <b>13.15</b> | <b>222</b> | <b>1510</b> | <b>.201</b> | <b>487</b> | <b>12.18</b> | <b>44</b> | <b>86</b>  | <b>1.10</b> | <b>56</b> | <b>634</b> | <b>15.85</b> | <b>17</b> | <b>138</b> | <b>86</b> | <b>2.15</b> | <b>24</b> | <b>8</b>  | <b>491.0</b> |
| <b>Opponents</b>     |                      | <b>40</b> | <b>558</b> | <b>13.95</b> | <b>253</b> | <b>1541</b> | <b>.198</b> | <b>525</b> | <b>13.13</b> | <b>58</b> | <b>115</b> | <b>1.45</b> | <b>44</b> | <b>636</b> | <b>15.90</b> | <b>13</b> | <b>116</b> | <b>71</b> | <b>1.78</b> | <b>16</b> | <b>14</b> | <b>522.0</b> |

### Team statistics

|                         | VATECH | OPP   |
|-------------------------|--------|-------|
| <b>ATTACK</b>           |        |       |
| Kills                   | 526    | 558   |
| Errors                  | 222    | 253   |
| Total Attacks           | 1510   | 1541  |
| Attack Pct              | .201   | .198  |
| Kills/Set               | 13.2   | 14    |
| <b>SET</b>              |        |       |
| Assists                 | 487    | 525   |
| Attempts                | 1535   | 1604  |
| Assist Pct              | .317   | .327  |
| Assists/Set             | 12.2   | 13.1  |
| <b>SERVE</b>            |        |       |
| Aces                    | 44     | 58    |
| Errors                  | 86     | 115   |
| Attempts                | 968    | 949   |
| Serve Pct               | .911   | .879  |
| Aces/Set                | 1.1    | 1.5   |
| <b>SERVE RECEPTIONS</b> |        |       |
| Errors                  | 56     | 44    |
| Errors/Set              | 1.4    | 1.1   |
| Attempts                | 832    | 882   |
| Reception Pct           | .933   | .999  |
| <b>DEFENSE</b>          |        |       |
| Digs                    | 634    | 636   |
| Digs/Set                | 15.9   | 15.9  |
| <b>BLOCKING</b>         |        |       |
| Block solo              | 17     | 13    |
| Block Assist            | 138    | 116   |
| Total Blocks            | 86     | 71    |
| Blocks/Set              | 2.2    | 1.8   |
| Block Errors            | 24     | 16    |
| Ball handling errors    | 8      | 14    |
| <b>ATTENDANCE</b>       |        |       |
| Total                   | 0      | 1954  |
| Dates/Avg Per Date      | 0/0    | 4/489 |
| Neutral Site #/Avg      | 6/40   | -     |
| Current win streak      | 3      | -     |
| Home win streak         | 0      | -     |

### Team Results

| Date       | Opponent          |   | Score | Score-by-set                 | Att. |
|------------|-------------------|---|-------|------------------------------|------|
| 08/30/2019 | vs USC Upstate    | W | 3-1   | 25-11,25-27,25-22,25-12      | 0    |
| 08/30/2019 | at Miami (OH)     | L | 1-3   | 21-25,20-25,25-18,17-25      | 564  |
| 08/31/2019 | vs Northwestern   | L | 0-3   | 21-25,12-25,21-25            | 101  |
| 09/06/2019 | vs Elon           | W | 3-1   | 25-19,25-18,21-25,25-19      | 79   |
| 09/07/2019 | vs Davidson       | W | 3-1   | 21-25,25-23,25-21,25-16      | 62   |
| 09/07/2019 | at Liberty        | L | 1-3   | 50-46,44-50,30-50,33-40      | 618  |
| 09/10/2019 | at VCU            | L | 1-3   | 25-21,19-25,19-25,19-25      | 498  |
| 09/13/2019 | vs UC Irvine      | W | 3-2   | 25-19,25-14,22-25,22-25,15-8 | 0    |
| 09/13/2019 | vs Loyola Chicago | W | 3-1   | 21-25,25-20,25-23,25-22      | 0    |
| 09/14/2019 | at Air Force      | W | 3-1   | 25-15,25-19,23-25,25-21      | 274  |





**1**  
Kaity SMITH  
OH | 6-1 | So.  
Florence, Ky.



**2**  
Anabel ZIER  
MB/RS | 6-2 | Fr.  
Blacksburg, Va.  
(ZEER)



**3**  
Cera POWELL  
OH | 6-0 | Fr.  
Pittsboro, N.C.  
(SEER-uh)



**4**  
Logan MOSLEY  
L/DS | 5-6 | Fr.  
Apex, N.C.



**5**  
Carol RAFFETY  
L/DS | 5-11 | Sr.  
Novato, Calif.



**6**  
Angel ROBINSON  
MB | 6-0 | So.  
Norman, Okla.



**7**  
Tessa WYNER  
OH | 5-11 | So.  
Charleston, W.Va.



**10**  
Kylie THOMAS  
L/DS | 5-7 | Jr.  
Sterling, Va.



**11**  
Sarah Jane LYNCH  
S | 6-2 | So.  
Roswell, Ga.



**14**  
Ester TALAMAZZI  
OH | 6-0 | Sr.  
Campo Ligure, Genoa, Italy  
(Tal-uh-MAHT-zee)



**16**  
Jennifer WILLIAMS  
OH | 6-1 | r-Fr.  
Staunton, Va.



**17**  
Rachel TAM  
L/DS | 5-4 | Fr.  
Basking Ridge, N.J.



**19**  
Marisa CERCHIO  
MB/RS | 6-3 | Jr.  
Cincinnati, Ohio  
(SIR-ko)



**20**  
Abby McKINZIE  
L/DS | 5-9 | Sr.  
East Leroy, Mich.



**22**  
Kai YOUNG  
MB | 5-11 | Jr.  
Charlotte, N.C.



**23**  
Talyn JACKSON  
S | 5-11 | So.  
Gardnerville, Nev.  
(TAL-Lynn)



Jill WILSON  
Head Coach  
LSU, 2001



John WASIELEWSKI  
Associate Head Coach  
Penn State, 1990  
(Was-uh-LEW-ski)




Thomas AMBERG  
Assistant Coach  
UCLA, 2012



Leah JOSEPH  
Director of Operations  
Georgia Southern, 2016



Lauren REICHARD  
Volunteer Assistant Coach  
Georgia Southern, 2019  
(REE-kerd)



Kayla RESCO  
Head Manager

