



# HOKIES®

## 2019 Virginia Tech Volleyball Match Notes

### #Next

Sept. 13-14 | Colorado Springs, Colo.  
Amy Svoboda Memorial Classic | Cadet East Gym

#### INFORMATION

##### Virginia Tech Hokies



Record..... 3-4, 0-0 ACC  
Starters R/L..... 4+Libero/2  
Head Coach ..... Jill Wilson  
Record (Years) ..... 27-41 (3rd)

##### Air Force Falcons



Record..... 2-4, 0-0 MWC  
Starters R/L..... 5+1+Libero  
Head Coach ..... Keith Barnett  
Record (Years) ..... 2-4 (1st)

##### Loyola Chicago Ramblers



Record..... 3-4, 0-0 MVC  
Starters R/L..... 5+Libero/1  
Head Coach ..... Amanda Berkley  
Record (Years) ..... 16-14 (2nd)

##### UC Irvine Anteaters



Record..... 1-5, 0-0 Big West  
Starters R/L..... 6+Libero/0  
Head Coach ..... Ashlie Hain  
Record (Years) ..... 98-52 (5th)

#### NUMBER TO KNOW

# 10

Tech's record of the most digs by a player in a single match that stood for a decade came to an end against Davidson, as Logan Mosley recorded a school-record 39 digs.

#### STARTERS

#	Name	K	Pct.	A	D	B
1	Kaity Smith (OH)	30	.087	3	31	2
2	Anabel Zier (MB)	45	.250	0	6	29
3	Cera Powell (OH)	52	.146	0	16	11
19	Marisa Cerchio (RS)	81	.272	1	7	19
22	Kai Young (MB)	15	.034	0	1	16
23	Talyn Jackson (S)	21	.286	221	55	8
4	Logan Mosley (L)	2	.400	24	145	0

#### AT THE NET

- Virginia Tech's volleyball team will hit the road for the third straight weekend, after playing its first midweek tilt of the season earlier this week on Tuesday in Richmond, Virginia.
- Tech, which has struggled on the road in conference play, has gone 13-8 (.619) the last three seasons in nonconference action on the road, including both neutral-site and away matches, all in the Jill Wilson era.
- Of those 16 wins, it has earned the Hokies five nonconference tournament titles, including two tourneys in 2017 and three last year.
- Just like last season, the story this year will be how fast the youthful Hokies can grow up, as they have nine underclassmen and seven upperclassmen.

#### WHO TO WATCH



- Outside hitter Kaity Smith, who had shoulder surgery this past spring, is easing her way back into the lineup and had her best match yet at VCU.
- The Kentucky native had 15 kills, six digs, an ace and a block.

- Right-side hitter Marisa Cerchio turned in a solid weekend in Lynchburg, making the all-tournament team.
- Cerchio posted at least 13 kills in all three matches and was voted on by the coaches as the top attacker.



#### LAST TIME OUT

- The Hokies fell 3-1 to the hands of VCU at their place, snapping their 15-match win streak against the Rams.
- It marked VCU's first win over Tech since 1985, but the Hokies still lead the series 21-9.
- Junior Kaity Smith got back to her ways, posting a season-high 15 kills while fellow junior Marisa Cerchio had 15 herself as well.
- Setter Talyn Jackson had a double-double.

### 2019 Schedule

#### AUGUST

23	vs. JAMES MADISON#	L, 3-1
30	(1) vs. USC UPSTATE	W, 3-1
30	(1) AT MIAMI (OHIO) (MIAMIREDHAWKS.COM)	L, 3-1
31	(1) vs. NORTHWESTERN	L, 3-0

#### SEPTEMBER

6	(2) vs. ELON	W, 3-1
7	(2) vs. DAVIDSON	W, 3-1
7	(2) AT LIBERTY (ESPN+)	L, 3-1
10	AT VCU (ESPN+)	L, 3-1
13	(3) vs. UC IRVINE	NOON
13	(3) vs. LOYOLA CHICAGO	4:30 P.M.
14	(3) AT AIR FORCE	9 P.M.
20	(4) CHATTANOOGA (ACC NETWORK EXTRA)	12:30 P.M.
20	(4) ARKANSAS STATE (ACC NETWORK EXTRA)	7:30 P.M.
21	(4) CHARLOTTE (ACC NETWORK EXTRA)	3:30 P.M.
27	AT VIRGINIA* (ACC NETWORK EXTRA)	6:30 P.M.
29	AT No. 6 PITT (ACC NETWORK)	4 P.M.

#### OCTOBER

4	AT NC STATE* (ACC NETWORK EXTRA)	7 P.M.
6	AT NORTH CAROLINA* (ACC NETWORK EXTRA)	1 P.M.
11	CLEMSON* (ACC NETWORK EXTRA)	6 P.M.
13	GEORGIA TECH* (ACC NETWORK EXTRA)	1 P.M.
18	NOTRE DAME* (ACC NETWORK EXTRA)	6 P.M.
20	LOUISVILLE* (ACC NETWORK EXTRA)	1 P.M.
25	AT DUKE* (ACC NETWORK EXTRA)	6:30 P.M.
27	AT WAKE FOREST* (ACC NETWORK EXTRA)	1 P.M.

#### NOVEMBER

2	[RV] FLORIDA STATE* (ACC NETWORK EXTRA)	6 P.M.
4	MIAMI (FLA.)* (ACC NETWORK EXTRA)	NOON
8	AT BOSTON COLLEGE* (ACC NETWORK EXTRA)	7:30 P.M.
10	AT SYRACUSE* (ACC NETWORK EXTRA)	1 P.M.
15	AT CLEMSON* (ACC NETWORK EXTRA)	7 P.M.
24	WAKE FOREST* (ACC NETWORK EXTRA)	NOON
27	VIRGINIA* (ACC NETWORK EXTRA)	6 P.M.
29	NORTH CAROLINA* (ACC NETWORK EXTRA)	3 P.M.

# EXHIBITION | \* ACC MATCH | AT THE TIME RANKING/CURRENT RANKING

- 1 - MIAMI BEST WESTERN SYCAMORE INN INVITATIONAL
- 2 - LIBERTY INVITATIONAL
- 3 - AMY SVOBODA MEMORIAL CLASSIC
- 4 - HOKIE INVITATIONAL

#### VIRGINIA TECH CONTACT

Lance Dozier  
Assistant Director, Strategic Communications  
Phone: (507) 993-1898  
Email: lance17@vt.edu

### Social



@HokiesVB



@HokiesVB



/HokieSports



@VT\_VBall



**AVCA Top 25 Poll - Week 1**

Sept. 2 | *Opponents in italics*

Team (1st place)	Points	Record	Last
1 Stanford (63)	1599	2-0	1
2 Nebraska (1)	1505	2-0	2
3 Texas	1441	2-0	4
4 Wisconsin	1431	2-0	5
5 Illinois	1310	2-0	6
6 Penn State	1258	3-0	8
7 Florida	1145	2-0	10
8 Minnesota	1045	1-1	3
9 Oregon	992	2-0	11
10 <i>Pitt</i>	955	3-0	12
11 Marquette	916	3-0	16
12 Kentucky	860	2-1	7
13 BYU	793	2-1	9
14 Michigan	692	3-0	15
15 USC	658	1-1	14
16 Washington	649	2-1	13
17 Baylor	636	2-0	20
18 Purdue	560	1-0	17
19 Utah	499	3-0	NR
20 Hawai'i	363	3-0	NR
21 Tennessee	342	0-2	19
22 <i>Florida State</i>	335	1-1	NR
23 Creighton	209	0-2	18
24 <i>Louisville</i>	158	2-1	25
25 San Diego	81	1-2	21

**Receiving Votes:** Washington State 73; Missouri 63; TCU 37; California 28; Rice 24; Iowa 21; Arizona 19; Cal Poly 18; Colorado 18; Northern Iowa 16; Colorado State 14; Maryland 14; Cincinnati 10; UCF 6

**NCAA RPI**

Nov. 24 | *Opponents in italics*

#	Team	Conference	Record
1	Stanford	Pac-12	28-1
2	Illinois	B1G	28-3
3	Texas	Big 12	20-4
4	Minnesota	B1G	25-3
5	BYU	WCC	27-1
6	Wisconsin	B1G	22-6
7	<i>Pitt</i>	ACC	29-1
8	Kentucky	SEC	24-4
9	USC	Pac-12	21-10
10	UCF	American	27-3
11	Nebraska	B1G	24-6
12	Penn State	B1G	23-7
13	Creighton	BIG EAST	28-4
14	Washington State	Pac-12	21-9
15	Marquette	BIG EAST	26-6
16	UNI	MVC	24-9
17	Baylor	Big 12	19-8
18	Florida	SEC	24-6
19	Oregon	Pac-12	20-10
20	Purdue	B1G	23-8
21	Michigan	B1G	22-9
22	Texas State	Sun Belt	26-6
23	Cal Poly	Big West	25-2
24	Cincinnati	American	25-7
25	Washington	Pac-12	18-12
26	Tennessee	SEC	25-5
27	<i>Florida State</i>	ACC	19-9
28	Dayton	A-10	23-7
29	Illinois State	MVC	25-7
30	Rice	C-USA	24-6

**QUICK FACTS**

University Name .....Virginia Tech  
 Location .....Blacksburg, Va.  
 Founded .....1872  
 Enrollment .....34,440  
 President..... Dr. Timothy Sands  
 Director of Athletics..... Whit Babcock  
 Nickname .....Hokies  
 Mascot .....Hokie Bird  
 Colors..... Chicago Maroon and Burnt Orange  
 Conference.....Atlantic Coast

**2018 INFORMATION, 2019 PREVIEW**

Overall Record ..... 14-16  
 ACC Record .....5-13 (T11th)  
 Starters Returning/Lost..... 4 + Libero/2  
 Letterwinners Returning/Lost..... 12/3  
 Newcomers.....4  
 Home Court..... Cassell Coliseum  
 Capacity ..... 9,275

**2019 Key Information**

**RETURNING STARTERS (4 + Libero)**

Marisa Cerchio	MB/RS	Tallied 211 kills, 117 blocks
Carol Raffety	L/DS	Sixth in ACC for digs per set (3.93), team-high 421 digs
Kaity Smith	OH	Nine double-doubles, 24 matches with 10-plus kills
Ester Talamazzi	OH	Seven double-doubles, 245 kills, 34 aces
Kai Young	MB	Collected 72 kills, 56 blocks

**OTHERS RETURNING (7)**

Talyn Jackson	S	Had 127 assists, 31 digs, 16 blocks in 38 sets
Sarah Jane Lynch	S	Totaled 21 digs, six aces in 65 sets
Abby McKinzie	L/DS	Recorded 51 digs, five aces in 57 sets
Angel Robinson	MB	Posted 46 kills, 25 blocks in 46 sets
Kylie Thomas	L/DS	Tallied 127 digs, 18 aces in 88 sets
Jennifer Williams	OH	Redshirted
Tessa Wyner	OH	Registered nine kills, 14 digs in 23 sets

**NEWCOMERS (4)**

Logan Mosley	L/DS	2017 NCISAA Player of the Year, NCISAA first-team all-state
Cera Powell	OH	Big 8 Player of the Year, All-Metro team
Rachel Tam	L/DS	2017 Courier News N.J. Player of the Year, first-team all-state
Anabel Zier	MB	VHSA all-state, District and Region Player of the Year

**STARTERS LOST (2)**

Rhegan Mitchell	S	Racked up 1,122 assists (9.93 a/s), 243 digs, 66 kills
Jaila Tolbert	RS	Tallied a team-high 318 kills (.318 clip), 2nd team All-ACC

No.	Name	Pos.	Ht.	Cl.	Hometown	High School (Previous School)
1	Kaity Smith	OH	6'1"	So.	Florence, Ky.	Randall Cooper
2	Anabel Zier	MB/RS	6'2"	Fr.	Blacksburg, Va.	Blacksburg
3	Cera Powell	OH	6'0"	Fr.	Pittsboro, N.C.	Northwood
4	Logan Mosley	L/DS	5'6"	Fr.	Apex, N.C.	Cary Christian
5	Carol Raffety	L/DS	5'11"	Jr.	Novato, Calif.	Marin Catholic
6	Angel Robinson	MB	6'0"	Fr.	Norman, Okla.	Norman North
7	Tessa Wyner	OH	5'11"	Fr.	Charleston, W.Va.	George Washington
10	Kylie Thomas	L/DS	5'7"	So.	Sterling, Va.	Potomac Falls
11	Sarah Jane Lynch	S	6'2"	Fr.	Roswell, Ga.	Mount Pisgah Christian
14	Ester Talamazzi	OH	6'0"	So.	Campo Ligure, Genoa, Italy	Liceo Scientifico A. Antonelli
16	Jennifer Williams	OH	6'1"	Fr.	Staunton, Va.	Robert E. Lee
17	Rachel Tam	L/DS	5'4"	Fr.	Basking Ridge, N.J.	Ridge
19	Marisa Cerchio	MB/OH	6'3"	So.	Cincinnati, Ohio	Turpin
20	Abby McKinzie	L/DS	5'9"	Jr.	East Leroy, Mich.	St. Philip Catholic Central
22	Kai Young	MB	5'11"	So.	Charlotte, N.C.	Charlotte Christian
23	Talyn Jackson	S	5'11"	Fr.	Gardnerville, Nev.	Douglas

**Head Coach:** Jill Wilson (LSU, 2001), Third Season

**Associate Head Coach:** John Wasielewski (Penn State, 1990), Third season

**Assistant Coach:** Thomas Amberg (UCLA, 2012), Third season

**Volunteer Assistant Coach:** Lauren Reichard (Georgia Southern, 2019), First season

**Director of Operations:** Leah Joseph (Georgia Southern, 2016), Third season

**Pronunciations**

Marisa Cerchio: SER-ko	Ester Talamazzi: Tal-uh-MAHT-zee	Anabel Zier: Zeer
Cera Powell: SEER-uh	John Wasielewski: Was-uh-LEW-ski	
Lauren Reichard: REE-kerd	Tessa Wyner: WHY-ner	





**ACC Standings**

#	Team	Overall	ACC	Pct.
1.	No. 6 Pitt	7-0	0-0	1.000
	Wake Forest	6-0	0-0	1.000
3.	No. 24 Louisville	5-1	0-0	.833
	Georgia Tech	5-1	0-0	.833
5.	Notre Dame	4-1	0-0	.800
6.	Clemson	5-2	0-0	.714
	Duke	5-2	0-0	.714
8.	Boston College	4-2	0-0	.667
	Miami (Fla.)	2-1	0-0	.667
10.	No. 22 Florida State	3-2	0-0	.600
<b>11.</b>	<b>Virginia Tech</b>	<b>3-4</b>	<b>0-0</b>	<b>.429</b>
	Virginia	3-4	0-0	.429
13.	NC State	2-4	0-0	.333
14.	North Carolina	1-4	0-0	.200
15.	Syracuse	0-2	0-0	.000

**Preseason ACC Coaches' Poll**

#	Team (First-place votes)	Points
1.	No. 12 Pitt (13)	195
2.	[RV] Florida State (2)	174
3.	No. 25 Louisville	167
4.	Notre Dame	164
5.	North Carolina	120
6.	Syracuse	118
7.	Duke	113
8.	Clemson	105
9.	NC State	101
10.	Miami (Fla.)	90
11.	Georgia Tech	86
12.	Boston College	52
<b>13.</b>	<b>Virginia Tech</b>	<b>39</b>
14.	Virginia	33
15.	Wake Forest	18

**ACC Preseason All-Conference**

Brooke Bailey, OH, R-Jr., Clemson  
 Kaylin Korte, OH, R-Jr., Clemson  
 Payton Schwantz, OH, Jr., Duke  
 Payton Caffrey, OH, Sr., Florida State  
 Taryn Knuth, MB, Jr., Florida State  
 Mikaila Dowd, OH, So., Georgia Tech  
 Melanie McHenry, OH, Sr., Louisville  
 Elizaveta Lukianova, OH, R-Jr., Miami  
 Melissa Evans, OPP, Jr., NC State  
 Sydney Bent, RS, So., Notre Dame  
 Charley Niego, OH, So., Notre Dame  
 Zoe Nunez, S, So., Notre Dame  
 Kayla Lund, OH, Jr., Pitt  
 Nika Markovic, RS, Sr., Pitt  
 Layne Van Buskirk, MB, Sr., Pitt  
 Stephanie Williams, OH, R-Sr., Pitt  
 Polina Shemanova, OH, So., Syracuse  
 Sarah Billiard, OH/RS, Jr., Virginia

**GREENSBORO, N.C.** – Pitt has been picked to win its third straight Atlantic Coast Conference volleyball title in a vote of the league's 15 head coaches.

The two-time reigning ACC Champion Panthers received 13 first-place votes and 195 points, as coaches were not allowed to vote for their own team.

Fifteen of the 18 honorees on the 2019 Pre-season All-ACC Volleyball Team earned 2018 All-ACC nods, with eight earning first team designations and two earning annual awards.

**CLIMBING THE LADDER**

- Senior Carol Raffety worked her way up the all-time career digs list at Tech in 2018.
- Heading into the season with 921 digs, Raffety became the 18th Hokie in the 1,000-dig club on Sept. 7 against IUPUI at the Bobcat Invitational.
- The California native passed 12 Hokies on the list so far, with now being No. 6 all-time with 1,342.

#	Name	Years	Digs
1.	Amanda Cloyd	2004-07	2,200
2.	Heather Berglund	1990-93	1,710
3.	Jill Gergen	2005-09	1,708
4.	Lisa Pikalek	1989-92	1,591
5.	Morgan O'Neill	2009-12	1,516
<b>6.</b>	<b>Carol Raffety</b>	<b>2016-present</b>	<b>1,342</b>
7.	Lindsey Owens	2013-16	1,309
8.	Annie Spicer	2001-04	1,244
9.	Meredith Braine	1995-98	1,241
10.	Justine Record	2008-11	1,238
11.	Terrie Zubert	1994-97	1,170
12.	Amanda McKinzie	2013-16	1,168
13.	Jenni McFadden	1991-94	1,150
14.	Melissa Markowski	2002-05	1,124
15.	Rachel Julian	1996-99	1,105
16.	Ana Lang	1999-02	1,078
17.	Kenedy McGrath	2012-15	1,045
18.	Amanda Yelsh	1991-94	1,012

**DEJA VU**

- The Hokies started last season by playing USC Upstate in a nonconference tournament, playing the Spartans in Charlotte, North Carolina.
- Ironically, Tech opened the year with taking on the Spartans again, with this time being Ohio.
- Both contests saw the Hokies come away with a victory, winning 3-0 in 2018 and 3-1 in 2019.

**ACC RANKS**

- Libero Logan Mosley sure has come on in a big way so far during her freshman season, owning the top mark in the ACC for digs per set (5.58).
- Right-side hitter Marisa Cerchio also is in the top 10 of the league, sitting No. 3 for points per set (minimum 15 sets played) with a 4.31 mark.
- Cerchio also has the fifth-best clip for kills per set with a 3.86 average.

**CURRY SAYS A FEW WORDS**

- Tech volleyball alum Sonya Curry, formerly Adams and wife of Tech men's basketball standout Dell Curry, was in Charlotte opening weekend in 2018 and gave the Hokies a pep talk before their match against the 49ers inside Halton Arena.
- The talk, which was giving them encouragement on and off the court, seemed to work as Tech went on to stay perfect on the weekend with a 3-2 win over Charlotte.



**ACC PLAY**

- Tech got its first win of league play against in-state rival Virginia in the Commonwealth Clash presented by Virginia529 inside Cassell Coliseum, sweeping the Cavaliers for the first time in two years.
- The next match would be a historic one, as the Hokies swept North Carolina on Sept. 28 at home, marking the first time since 2006 it won 3-0 over the Tar Heels.
- Hitting the road for the first time in conference play, Tech earned another sweep, this time versus Georgia Tech in Atlanta. It was Wilson's first sweep over an ACC team on the road.

**THE PROGRESSION**

- Last season, Kaity Smith played in 27 matches her freshman year. The outside hitter played in all 30 matches in 2018 and improved in every statistic for no sophomore slump.
- The improvement landed Smith with a team-best kills per set.

2017	Kills p/s	Hitting %	Digs p/s
95 sets	3.25	.182	2.00
2018	Kills p/s	Hitting %	Digs p/s
107 sets	3.51	.198	2.41

**DOUBLING DOWN**

- Outside hitter Kaity Smith had nine double-double on the season, with the most recent coming versus Boston College on Nov. 16, registering 21 kills and 12 digs. (More on page 9)
- In 2017, Smith turned in five double-doubles meaning she has already topped that mark and owns 14 in her career.
- Fellow outside hitter Ester Talamazzi had seven double-doubles in 2018, with two of those being ironically on the same day - Sept. 7 against IUPUI and Ohio. She had two in a weekend against Wake Forest and Duke, and also had one versus Boston College on Nov. 16.

**RPI INFO**





- The NCAA released the Ratings Percentage Index on Nov. 24, its final release of the season.
- Tech finished at No. 160, the 11th-best in the ACC, ahead of No. 167 North Carolina, No. 184 Boston College, No. 198 Wake Forest and No. 233 Virginia.
- The ACC had five teams in the top 50, with Pitt (7), Florida State (27), Syracuse (36), Louisville (37) and Duke (44).
- Among the Power Five, the ACC finished tied with the SEC for the third-most teams (5) in the top 50. The Pac-12 (9), Big Ten (7) and Big 12 (3) round out the rest.
- The Hokies finished with the No. 183 RPI in 2017, which was the 12th-best in the ACC topping Virginia (197), Boston College (227) and Clemson (258).



**LAST TIME THE TEAM...**

Won a match.....	vs. Davidson, 3-1, 9/7/19
Lost a match.....	at VCU, 3-1, 9/10/19
Won at home.....	Boston College, 3-0, 11/4/18
Lost at home.....	Clemson, 3-2, 11/21/18
Won on the road.....	vs. Davidson, 3-1, 9/7/19
Lost on the road.....	at Syracuse, 3-0, 11/18/18
Won in three sets.....	Boston College, 3-0, 11/4/18
Lost in three sets.....	at Syracuse, 3-0, 11/18/18
Won in four sets.....	vs. Davidson, 3-1, 9/7/19
Lost in four sets.....	at Liberty, 3-1, 9/7/19
Won in five sets.....	Wake Forest, 3-2, 10/19/18
Lost in five sets.....	Clemson, 3-2, 11/21/18
Beat an ACC team.....	Boston College, 3-0, 11/4/18
Lost to an ACC team.....	Clemson, 3-2, 11/21/18
Beat an ACC team at home.....	Boston College, 3-0, 11/4/18
Lost to an ACC team at home.....	Clemson, 3-2, 11/21/18
Beat an ACC team on the road.....	at Georgia Tech, 3-0, 10/5/18
Lost to an ACC team on the road.....	at Syracuse, 3-0, 11/18/18
Beat a nonconference team.....	vs. Davidson, 3-1, 9/7/19
Lost to a nonconference team.....	at VCU, 3-1, 9/10/19
Beat nonconference team at home.....	VCU, 3-0, 9/11/18
Lost to nonconference team at home.....	ETSU, 3-0, 9/16/17
Beat nonconference team on road.....	vs. Davidson, 3-1, 9/7/18
Lost to nonconference team on road.....	at Liberty, 3-1, 9/7/19
Beat a ranked team.....	at No. 19 Michigan State, 3-1, 9/4/15
Lost to a ranked team.....	at No. 22 Louisville, 3-0, 10/2/18
Beat an unranked team.....	vs. Davidson, 3-1, 9/7/19
Lost to an unranked team.....	at VCU, 3-1, 9/10/19

Started a season 9-0.....	.....2009
Was 10 matches over .500 in a season.....	2013 (11 matches over .500 at 12-1)
Had 70 or more kills in a match.....	Idaho State, 75, 8/25/17
Had 200 or more attacks in a match.....	Chattanooga, 204, 9/19/15
Hit .300 or better in a match.....	Boston College, .302, 11/4/18
Hit .400 or better in a match.....	vs. South Dakota State, .402, 8/25/17
Had 65 or more assists in a match.....	at Charlotte, 67, 08/25/18
Had 10 or more aces in a match.....	vs. USC Upstate, 13, 8/30/19
Had 75 or more digs in a match.....	at Boston College, 82, 11/16/18
Had 85 or more digs in a match.....	Appalachian State, 85, 08/26/16
Had 10.0 or more blocks in a match.....	vs. Elon, 15, 9/6/19
Had 20.0 or more blocks in a match.....	Virginia, 20, 11/28/15

				
Hitting Percentage	.168	<b>.231</b>	.139	.168
Kills per set	10.70	<b>13.15</b>	10.20	10.82
Assists per set	10.10	<b>12.30</b>	8.56	8.45
Digs per set	10.30	<b>14.80</b>	11.20	13.45
Blocks per set	1.30	<b>2.08</b>	1.33	1.95
Aces per set	<b>2.00</b>	1.62	0.89	1.73

**TEAM AVERAGES**

- Loyola Chicago owns five of the top six categories between the four schools, boasting the the top hitting percentage by a wide margin, with over .060
- On the service line, the Falcons own the top mark among the teams, owning the best one with a 2.00 mark.

**LAST TIME AN INDIVIDUAL...**

Had 20 or more kills in a match.....	at Boston College, 22, Jaila Tolbert, 11/16/18
Had 30 or more kills in a match.....	vs. Idaho State, 30, Kaity Smith, 8/25/17
Had 50 or more attacks in a match.....	at Boston College, 52, Kaity Smith, 11/16/18
Hit over .500 in a match.....	at Syracuse, .615, Angel Robinson, 11/18/18
Hit over .600 in a match.....	at Syracuse, .615, Angel Robinson, 11/18/18
Hit over .800 in a match.....	William & Mary, .812, Marisa Cerchio, 8/31/18
Had 45 or more assists in a match.....	Clemson, 55, Rhegan Robinson, 11/21/18
Had 55 or more assists in a match.....	Clemson, 55, Rhegan Mitchell, 11/21/18
Had 70 or more assists in a match.....	Liberty, 86, Kelli O'Dell, 10/17/00
Had 4 or more aces in a match.....	USC Upstate, 4, Carol Raffety & Logan Mosley, 8/30/19
Had 8 or more aces in a match.....	William & Mary, 8, Ester Talamazzi, 8/31/18
Had 25 or more digs in a match.....	Davidson, 39, Logan Mosley, 9/7/19
Had 30 or more digs in a match.....	Davidson, 39, Logan Mosley, 9/7/19
Had 10 or more blocks in a match.....	Clemson, 11, Marisa Cerchio, 11/21/18
Had 15 or more blocks in a match.....	West Virginia, 17, Cheryl Stinson, 10/5/01
Opponent had less than 30 kills in a match.....	North Carolina, 27, 9/28/18
Two players had 20 or more kills each in a match.....	Jaila Tolbert (22) & Kaity Smith (21) at Boston College, 11/16/18

**What's a Hokie?**



The answer leads all the way back to 1896 when Virginia Agricultural and Mechanical College changed its name to Virginia Polytechnic Institute. With the change came the necessity for writing a new cheer and a contest for such a purpose was held by the student body.

Senior O.M. Stull won first prize for his "Hokie" yell which is still used today. Later, when asked if "Hokie" had any special meaning, Stull explained the word was solely the product of his imagination and was used only as an attention-getter for his yell. It soon became a nickname for all Tech teams and for those people loyal to Tech athletics.

The official university school colors - Chicago Maroon and Burnt Orange - also were introduced in 1896. The colors were chosen by a committee because they made a 'unique combination' not worn elsewhere at the time. The official definition of "hokie" is "a loyal Virginia Tech Fan".

**RETURNING NUMBERS**

- To open the 2019 season, Virginia Tech returns majority of its points scorers, digs and kills personnel, but will have to make up for its assists and blocks categories, with setter Rhegan Mitchell and right-side hitter Jaila Tolbert gone.

Returning Kills	Assists	Digs	Blocks	Points
2019	71.6%	26.1%	84.7%	42.9% 73.2%


**'17 CLASS OF ACC COACHES**

- The Atlantic Coast Conference entered 2017 with four new head coaches from its 15 member institutions, including Clemson's Michaela Franklin, Louisville's Dani Busboom Kelly, Virginia's Aaron Smith and Virginia Tech's Jill Wilson.
- Of the four in their second seasons, the Cardinals' Busboom Kelly owns the best winning percentage (.746), followed by the Tigers' Franklin (.394), the Hokies' Wilson (.393) and the Cavaliers' Smith (.254).
- Previously, Busboom Kelly was an assistant coach at Nebraska, Franklin was the associate head coach at Iowa, Wilson was the associate head coach at LSU and Smith was the associate head coach at Virginia, then was promoted by the Cavaliers' athletics director at the time, Craig Littlepage.

Name	Team	Overall	ACC	Home	Away	Neutral
Dani Busboom Kelly	Louisville	47-16	31-6	25-4	16-9	6-3
Michaela Franklin	Clemson	26-40	8-27	15-16	5-22	5-4
Jill Wilson	Virginia Tech	24-37	9-29	11-14	6-19	7-4
Aaron Smith	Virginia	15-44	7-31	9-19	5-20	1-5

**YEAR 3**

- In 2017, Virginia Tech Athletics implemented a new design on the playing surface at Cassell Coliseum. The basketball and volleyball court displays three iconic campus spots - Torgerson Bridge, Burruss Hall and War Memorial Chapel.
- In addition to the court redesign, Tech redid the floors at the men's basketball practice facility and volleyball practice gym, at a cost of about \$35,000.



**RECORD WHEN...**

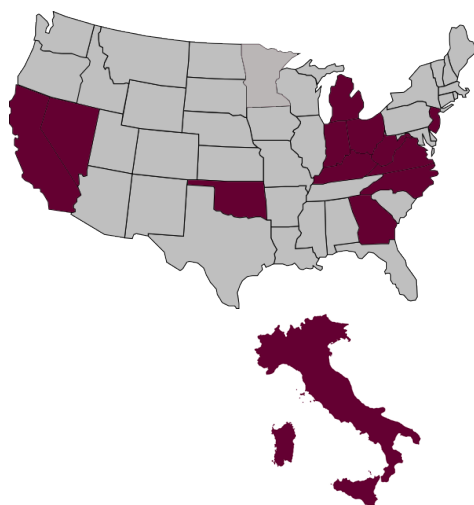
Overall:	3-4
Home:	0-0
Away:	0-3
Neutral:	3-1
Three-set match:	0-1
Four-set match:	3-3
Five-set match:	0-0
Win first set:	2-3
Lose first set:	1-1
Win first two sets:	1-0
Split first two sets:	2-3
Lose first two sets:	0-1
Against top-25 teams:	0-0
Against unranked teams:	3-4
ACC:	0-0
Home:	0-0
Away:	0-0
Three-set match:	0-0
Four-set match:	0-0
Five-set match:	0-0
Win first set:	0-0
Lose first set:	0-0
Win first two sets:	0-0
Split first two sets:	0-0
Lose first two sets:	0-0
Against top-25 teams:	0-0
Higher hitting % than opponent:	1-0
Lower hitting % than opponent:	0-2
Hit over .400:	0-0
Hit over .300:	5-0
Hit over .200:	1-0
Hit under .200:	0-2
Opponent hits under .200:	3-0
More kills than opponent:	2-0
Fewer kills than opponent:	1-4
Same kills as opponent:	0-0
More service aces than opponent:	2-0
Fewer service aces than opponent:	0-3
Same service aces as opponent:	1-1
More digs than opponent:	2-2
Fewer digs than opponent:	1-2
Same digs as opponent:	0-0
More blocks than opponent:	3-1
Fewer blocks than opponent:	0-3
Same blocks as opponent:	0-0
On Tuesday:	0-1
On Wednesday:	0-0
On Friday:	2-1
On Saturday:	1-2
On Sunday:	0-0
In August:	1-2
In September:	2-2
In October:	0-0
In November:	0-0
Current set winning streak:	-
Current set losing streak:	3
Longest set winning streak:	3
Longest set losing streak:	5
Current match winning streak:	-
Current match losing streak:	2
Current ACC match winning streak:	-
Current ACC match losing streak:	-
Longest match winning streak:	1
Longest match losing streak:	2
Current home winning streak:	-
Current home losing streak:	-
Current home ACC winning streak:	-
Current home ACC losing streak:	-



Kylie Thomas (left) and Logan Mosley combined for 52 digs in Tech's win over Davidson on Sept. 7.

**WHERE THEY AT**

- Tech has 17 players on the squad who represent 12 states and one international country (Italy).
- Virginia is where the most players are from on the team, making up 18.8 percent.



**STATES/COUNTRY**

- Virginia (4)
  - #2 Anabel Zier
  - #10 Kylie Thomas
  - #16 Jennifer Williams
  - #21 Melody Caloyannides
- North Carolina (3)
  - #3 Cera Powell
  - #4 Logan Mosley
  - #22 Kai Young
- Calif., Ga., Ind., Ky., Mich., Minn., N.J., Nev., Ohio, Okla., W.Va. (9)
  - #1 Kaity Smith (Ky.)
  - #5 Carol Raffety (Calif.)
  - #6 Angel Robinson (Okla.)
  - #7 Tessa Wyner (W.Va.)
  - #11 Sarah Jane Lynch (Ga.)
  - #17 Rachel Tam (N.J.)
  - #19 Marisa Cerchio (Ohio)
  - #20 Abby McKinzie (Mich.)
  - #23 Talyn Jackson (Nev.)
- Italy (1)
  - #14 Ester Talamazzi

**#Next**



The theme for this season is #Next, meaning that the team will be having the mindset of what is next and always thinking about that on and off the court.

No matter what happens, the thought process is to move on to the next play, challenge, day and project.

Players also have a compass that they either have on their wrists or backpacks, reminding them of the four pillars they need to keep constant, including next (north), every (east), simple (south) and willing (west).

Players, fans and coaches will be using the hashtag #Next on social media this season for the theme.



### BLOCK PARTY

- Marisa Cerchio averaged 0.33 blocks per set her first year in the maroon and orange, playing a reserve role at middle blocker.
- With three matches in a starter role opening weekend, Cerchio tallied at least four blocks per match at the Charlotte Invitational.
- The Ohio native's 1.73 blocks per set was the top mark in the ACC after opening weekend. Cerchio finished with a 1.08 clip, the 10th-best mark in the conference in 2018.

### BLOCK PARTY II

- Tech recorded 34 blocks opening weekend in 2018 and won the block battle in all three matches against its opponents in Charlotte. Out of Tech's 31 matches in 2017, it only won the block battle nine times.
- Of the nine matches, it went 5-4 in those contests. In 2018, Tech went 12-1.

### THE FIRST ONE IS THE SWEETEST

- Tech's coach Jill Wilson downed rival Virginia 3-1 on Sept. 27, 2017, earning Wilson's first-ever ACC win and the Hokies' first league win of '17.
- A few days later, Virginia Tech AD Whit Babcock gave Coach Wilson an embroidered volleyball, signifying the first conference win for her, which was a little sweeter over a rival.
- The two teams compete every year in the Commonwealth Clash and the win gave Tech half a point. Later in November, it won again, getting the full point, helping Tech win 12.5-8.5.

### RACKING IT UP

- With trips to the states of Ohio and Colorado for nonconference tournaments, the Hokies will rack up over 3,704 miles of travel in those two weekends alone.
- Tech's other trip in nonconference action is to Lynchburg, Virginia, an hour 45-minute drive.

### THE SCHEDULE

- Tech's opponents in 2019: 19 registered winning seasons, 11 finished in the top 80 of the RPI and three collected 20 or more wins last fall.
- The ACC sent five teams to the NCAA Tournament in 2018, including No. 14 Pitt, [RV] Louisville, Duke, Florida State and Syracuse. The Hokies will face all five of those teams this year.

### TECH OPENERS

- Coach Jill Wilson became just the second coach in Tech history to begin her first two opening weekends with a perfect 6-0 record last year.
- Chris Riley went 6-0 in 2006 and '07, while the previous next best was Greg Smith (4-2) in 2000 and '01.

### CAREER HIGHS FIRST WEEKEND

- Sophomore Kai Young, a native of Charlotte, North Carolina, put on for her city in the final match against her hometown 49ers last year.
- The middle blocker rewrote her career high for kills (13) and blocks (8). Her previous bests were seven in each department and that came in the same match against Boston College on Oct. 29, 2017.
- Middle blocker Marisa Cerchio had herself a day against the 49ers, too, tallying a line of 15 kills and 10 blocks to mark her first-ever double-double and both were career highs at the time.
- Cerchio would later go on to set a new career high in blocks against Clemson in the final match of the season on Nov. 21 with 11, which was tied for the seventh-most in school history.

### SMITH LIVED UP TO THE HYPE

- Kaity Smith was included on PrepVolleyball.com's list of Top Impact Freshmen during the preseason in 2017.
- Smith was named to the PrepVolleyball.com top-five impact freshman from Week 1, after her incredible weekend in Milwaukee, and finished on the All-Freshmen Honorable Mention Team.

## MATCH-BY-MATCH STARTERS

Opponent	Date	MB	MB	OH	OH	RS	S	L
USC Upstate (W, 3-1)	Aug. 30	Angel Robinson	Anabel Zier	Cera Powell	Kaity Smith	Marisa Cerchio	Talyn Jackson	Logan Mosley
Miami (Ohio) (L, 3-1)	Aug. 30	Kai Young	Anabel Zier	Cera Powell	Kylie Thomas (DS)	Marisa Cerchio	Sarah Jane Lynch	Logan Mosley
Northwestern (L, 3-0)	Aug. 31	Kai Young	Anabel Zier	Cera Powell	Tessa Wyner	Carol Raffety (DS)	Talyn Jackson	Logan Mosley
Elon (W, 3-1)	Sept. 6	Kai Young	Anabel Zier	Tessa Wyner	Kylie Thomas (DS)	Marisa Cerchio	Talyn Jackson	Logan Mosley
Davidson (W, 3-1)	Sept. 7	Angel Robinson	Anabel Zier	Tessa Wyner	Kylie Thomas (DS)	Marisa Cerchio	Talyn Jackson	Logan Mosley
Liberty (L, 3-1)	Sept. 7	Kai Young	Anabel Zier	Tessa Wyner	Ester Talamazzi	Kylie Thomas (DS)	Talyn Jackson	Logan Mosley
VCU (L, 3-1)	Sept. 10	Kai Young	Anabel Zier	Cera Powell	Kaity Smith	Marisa Cerchio	Talyn Jackson	Logan Mosley



### A DEBUT FOR THE AGES

- Kaity Smith placed her self in the record books on Aug. 25, 2017, when she led the Hokies to a 3-2 victory over Idaho State.
- Smith's 30 kills against the Bengals did the following in Tech's storied history:
  - Most ever in a debut.
  - Second freshman in school history to have over 30 kills in a match in their first season. Virginia Tech Sports Hall of Famer Lisa Pikalek racked up 38 against Southern Miss on Nov. 7, 1992.
  - Tied for the seventh-most kills in Hokie history.

### SENIOR PROJECT

- Starting in 2017 under coach Jill Wilson, she implemented the seniors to do a project throughout the fall. The 2017 group embarked on collecting toys from fans at home matches and then later gave the toys to kids at the Carilion Clinic holiday party in Roanoke, Virginia.
- Last year's seniors, made up of Rhegan Mitchell and Jaila Tolbert, who were the team's two captains as well, collected different items at Tech's home matches and gave the items at the end of the season to the Women's Resource Center of the New River Valley.
- Tolbert did an internship with the organization previously and thought it would be great to partner with them for their senior project.

### SMITH'S ROOKIE CAMPAIGN

- Kaity Smith had quite the rookie campaign as the outside hitter sits fifth all-time in Tech history for kills per set by a freshman, passing Lindsey Owens kills per set mark of 2.85 set in 2013.

#	Name	Year	K/S
1.	Lisa Pikalek	1989	3.78
2.	Taylor Parrish	2006	3.73
3.	Sarah Muñoz	2005	3.46
4.	Annie Spicer	2001	3.30
5.	Kaity Smith	2017	3.25

### MILESTONES

- Tech's freshman kills section in the record book got a dent thanks to Smith and Talamazzi.
- The OHs passed Rachel Julian (251 kills), Katie Esbrook (263) and Cara Baarendse (280).

#	Name	Year	Kills
1.	Lisa Pikalek	1989	499
2.	Taylor Parrish	2006	444
3.	Jennifer Schmidt	1992	368
4.	Sarah Muñoz	2005	356
5.	Lindsey Owens	2013	311
6.	Kaity Smith	2017	309
7.	Felicia Willoughby	2007	303
8.	Annie Spicer	2001	290
	Ester Talamazzi	2017	290
10.	Cara Baarendse	2009	280

- Libero Carol Raffety finished her sophomore campaign 79 digs away from 1,000 in her career, which she on Sept. 7 against IUPUI.
- Setter Rhegan Mitchell tallied over 1,000 assists on the year in Tech's clash with FSU on Nov. 17. It marked the first time in her career that she hit the four-digit plateau. It also marks the first time since 2013 that a Hokie racked up over 1,000 assists in a season (Jordan Fish).

### AVCA ACADEMIC HONOR

- The AVCA announced that Tech earned the Team Academic Honors for the 2018-19 season.
- The award is given to teams that hold an average 3.30 cumulative team GPA.
- The Hokies finished the academic year with a cumulative team grade point average of 3.48.
- Tech was one of seven ACC schools to make the list, joining Boston College, Florida State, Louisville, Miami (Fla.), Pitt and Syracuse.

## TEAM MATCH-BY-MATCH

Date	Opponent	SP	Attack				Set			Serve				Receipt			Blocking					BHE	POINTS	SCORE
			K	E	TA	PCT	A	TA	PCT	SA	SE	TA	PCT	RE	TA	PCT	DIG	BS	BA	BE	TOTAL			
08/30/2019	vs USC Upstate	4	50	20	128	.234	48	126	.381	13	12	98	.878	4	63	.937	51	4	20	2	14.0	0	0.0	3-1
08/30/2019	at Miami (OH)	4	47	24	140	.164	42	144	.292	3	12	84	.857	5	83	.940	62	1	10	2	6.0	0	0.0	1-3
08/31/2019	vs Northwestern	3	24	17	100	.070	24	100	.240	4	4	55	.927	4	63	.937	39	0	8	1	4.0	1	0.0	0-3
09/06/2019	vs Elon	4	46	13	154	.214	44	155	.284	4	8	95	.916	4	75	.947	70	1	28	1	15.0	2	65.0	3-1
09/07/2019	vs Davidson	4	52	23	162	.179	50	164	.305	5	12	95	.874	4	81	.951	76	2	14	4	9.0	1	66.0	3-1
09/07/2019	at Liberty	4	85	39	288	.160	72	282	.255	2	14	158	.911	20	155	.871	124	2	16	2	10.0	0	97.0	1-3
09/10/2019	at VCU	4	51	24	123	.220	50	128	.391	2	8	83	.904	4	82	.951	47	0	6	4	3.0	1	56.0	1-3
09/13/2019	vs UC Irvine	5	63	24	154	.253	58	165	.352	4	5	108	.954	3	78	.962	61	2	14	2	9.0	0	76.0	3-2
09/13/2019	vs Loyola Chicago	4	63	19	132	.333	56	143	.392	4	6	95	.937	4	85	.953	49	2	8	5	6.0	2	73.0	3-1
09/14/2019	at Air Force	4	45	19	129	.202	43	128	.336	3	5	97	.948	4	67	.940	55	3	14	1	10.0	1	58.0	3-1
<b>Totals</b>		<b>40</b>	<b>526</b>	<b>222</b>	<b>1510</b>	<b>.201</b>	<b>487</b>	<b>1535</b>	<b>.317</b>	<b>44</b>	<b>86</b>	<b>968</b>	<b>.911</b>	<b>56</b>	<b>832</b>	<b>.933</b>	<b>634</b>	<b>17</b>	<b>138</b>	<b>24</b>	<b>86.0</b>	<b>8</b>	<b>491.0</b>	
<b>Opponents</b>		<b>40</b>	<b>558</b>	<b>253</b>	<b>1541</b>	<b>.198</b>	<b>525</b>	<b>1604</b>	<b>.327</b>	<b>58</b>	<b>115</b>	<b>949</b>	<b>.879</b>	<b>44</b>	<b>882</b>	<b>.950</b>	<b>636</b>	<b>13</b>	<b>116</b>	<b>16</b>	<b>71.0</b>	<b>14</b>	<b>522.0</b>	

### Team Averages

Sets Played	Kills per set	Assists per set	Service aces per set	Digs per set	Blocks per set	Points per set	Ball handling error per set	Reception errors per set
40	13.15	12.18	1.10	15.85	2.15	12.28	0.20	1.40



<b>PROGRAM HISTORY</b>	
First Year	1977
All-Time Record	743-663-3
Conference Champions	(1) 1972, Metro
Tournament Championships	None
NCAA Tournaments	(1) 2010
NIVC Tournaments (0) Steve Lowe Award	1982
Postseason Record	1-1
Best record	(1992) 26-11
Best in NCAAs	(2010) 1-1
Players signed pro	12 since 2006
<b>CASSELL COLISEUM</b>	
Capacity	9,275
Opened	1962
Renovation	2017
Tech Record	376-172 (.686)
Attendance High in Wilson era	2,361 ('17)
Winning Seasons	20
<b>MILESTONES ON DECK</b>	
100 Aces	Carol Raffety, 81
150 Blocks	Marisa Cerchio, 141
500 Assists	Talyn Jackson, 392
750 Kills	Kaity Smith, 715
1,000 Points	Kaity Smith, 785
1,500 Digs	Carol Raffety, 1,356

**SCOUTING UC IRVINE**

- UC Irvine, playing host to the UCI/adidas Invitational this past weekend, went 1-2, taking down UNLV (3-3) in four sets.
- Head coach Ashlie Hain begins her fifth year in Irvine, following a stint with American River College. She has led the Anteaters to the NCAA Tournament, both as a coach and a player.
- The Anteaters are paced by setter Kelly Negron, who is coming off of winning the Big West Freshman of the Week award after she had a big match versus North Carolina (1-4) with a season-high 43 assists.
- The all-time series stands tied at 1-1 between the two squads. Tech has won the most recent matchup, though, winning a five-setter on Sept. 10, 2005, in Fort Collins, Colorado.

**SCOUTING LOYOLA CHICAGO**

- Loyola Chicago recorded a 2-1 weekend last time out, getting two wins on its home court inside Gentile Arena against Loyola Maryland (2-5) and Montana State (2-4).
- Head coach Amanda Berkley begins her second year in Chicago, after winning more than 100 victories at Southern Miss during her five-year stint. In her first year, Berkley led the Ramblers to 16 wins.
- The Ramblers are led by Quinn Spieker and her team-best 3.13 kills per set mark, while Maddy Moser runs the show on defense with a 5.20 digs per set.
- The contest this weekend marks the first time the two clubs will meet.

**SCOUTING AIR FORCE**

- Playing in Tulsa, Air Force went 2-1 this past weekend defeating Little Rock (0-6) and Oral Roberts (4-5).
- Head coach Keith Barnett begins his first year in Colorado Springs, making the move from associate head coach last year to the skipper in charge in December 2018. He helped most recently the 2018 senior class to becoming the winningest senior class in school history.
- The Falcons' Bailey Keith owns a team-high 3.00 kills per set and 1.35 digs per set. Setter Andi Ahlers has an 8.30 assists per set, running the offense.
- Tech leads the all-time series 1-0 against the Falcons, winning in sweep fashion on Sept. 8, 2000 at K-State.

**OPPONENT MATCH-BY-MATCH**

Date	Opponent	SP	Attack				Set			Serve				Recept			Blocking				BHE	POINTS	SCORE	
			K	E	TA	PCT	A	TA	PCT	SA	SE	TA	PCT	RE	TA	PCT	DIG	BS	BA	BE				TOTAL
08/30/2019	vsUSC Upstate	4	33	21	112	.107	30	129	.233	4	10	73	.863	13	86	.849	42	2	10	1	7.0	3	0.0	3-1
08/30/2019	at Miami (OH)	4	51	19	137	.234	49	143	.343	5	9	92	.902	3	72	.958	59	1	14	1	8.0	2	0.0	1-3
08/31/2019	vsNorthwestern	3	47	15	109	.294	44	108	.407	4	11	74	.851	4	51	.922	52	0	12	1	6.0	0	0.0	0-3
09/06/2019	vsElon	4	53	35	167	.108	52	173	.301	4	7	82	.915	4	87	.954	84	0	13	2	6.5	3	63.5	3-1
09/07/2019	vsDavidson	4	45	32	157	.083	43	160	.269	4	5	86	.942	5	83	.940	75	1	4	2	3.0	1	52.0	3-1
09/07/2019	at Liberty	4	109	41	298	.228	101	303	.333	22	26	183	.858	2	144	.986	138	2	14	0	9.0	2	140.0	1-3
09/10/2019	at VCU	4	58	16	127	.331	53	127	.417	4	13	95	.863	2	75	.973	41	2	27	2	15.5	0	77.5	1-3
09/13/2019	vsUC Irvine	5	53	23	148	.203	49	164	.299	3	14	92	.848	4	103	.961	51	3	10	3	8.0	1	64.0	3-2
09/13/2019	vsLoyola Chicago	4	58	17	135	.304	54	146	.370	4	6	91	.934	4	89	.955	41	2	10	3	7.0	1	69.0	3-1
09/14/2019	at Air Force	4	51	34	151	.113	50	151	.331	4	14	81	.827	3	92	.967	53	0	2	1	1.0	1	56.0	3-1
<b>Opponent totals</b>		<b>40</b>	<b>558</b>	<b>253</b>	<b>1541</b>	<b>.198</b>	<b>525</b>	<b>1604</b>	<b>.327</b>	<b>58</b>	<b>115</b>	<b>949</b>	<b>.879</b>	<b>44</b>	<b>882</b>	<b>.950</b>	<b>636</b>	<b>13</b>	<b>116</b>	<b>16</b>	<b>71.0</b>	<b>14</b>	<b>522.0</b>	
<b>Virginia Tech totals</b>		<b>40</b>	<b>526</b>	<b>222</b>	<b>1510</b>	<b>.201</b>	<b>487</b>	<b>1535</b>	<b>.317</b>	<b>44</b>	<b>86</b>	<b>968</b>	<b>.911</b>	<b>56</b>	<b>832</b>	<b>.933</b>	<b>634</b>	<b>17</b>	<b>138</b>	<b>24</b>	<b>86.0</b>	<b>8</b>	<b>491.0</b>	

**Team Averages**

Sets Played	Kills per set	Assists per set	Service aces per set	Digs per set	Blocks per set	Points per set	Ball handling error per set	Reception errors per set
40	13.95	13.13	1.45	15.90	1.78	13.05	0.35	1.10





### MATCH-BY-MATCH LEADERS

Opponent	Date	Kills	% (min. 12 A)	Assists	Aces	Digs	Blocks
USC Upstate (W, 3-1)	Aug. 30	12 - Powell	.455 - Cerchio	24 - Jackson	4 - (2 players)	19 - Mosley	8 - Zeer
Miami (Ohio) (L, 3-1)	Aug. 30	13 - Wyner	.333 - Zier	27 - Jackson	2 - Powell	24 - Mosley	3 - (2 players)
Northwestern (L, 3-0)	Aug. 31	9 - Wyner	.194 - Wyner	21 - Jackson	3 - Mosley	17 - Mosley	3 - Cerchio
Elon (W, 3-1)	Sept. 6	13 - Cerchio	.417 - Zier	38 - Jackson	2 - Jackson	21 - Mosley	8 - Zier
Davidson (W, 3-1)	Sept. 7	14 - Cerchio	.290 - Cerchio	37 - Jackson	2 - Talamazzi	39 - Mosley	5 - Zier
Liberty (L, 3-1)	Sept. 7	13 - Cerchio	.308 - Talamazzi	31 - Jackson	1 - Wyner	16 - Mosley	4 - Robinson
VCU (W, 3-1)	Sept. 10	15 - (2 players)	.333 - Cerchio	43 - Jackson	1 - (2 players)	12 - Jackson	3 - Zier

### DOUBLE-DOUBLES COUNT

Who	What	When
Talyn Jackson.....	31 A, 10 D.....	at Liberty (9/7/19)
Talyn Jackson.....	43 A, 12 D.....	at VCU (9/10/19)

### TEAM, PLAYER & OPPONENT HIGHS

Kills	
Team	52 vs. Davidson (8/30)
Player	Kaity Smith & Marisa Cerchio - 15 at VCU (9/10)
Opponent	58 - VCU (9/10)
Attack Percentage	
Team	.256, 48-18-117 vs. USC Upstate (8/30)
Player (min. 12 kills)	Marisa Cerchio - .375, 13-1-32 vs. Elon (9/6)
Opponent	.331, 58-16-127 - VCU (9/10)
Assists	
Team	50 vs. VCU (9/10)
Player	Talyn Jackson - 43 at VCU (9/10)
Opponent	53 - VCU (9/10)
Service Aces	
Team	13 last vs. USC Upstate (8/30)
Player	Logan Mosley & Carol Raffety - 4 vs. USC Upstate (8/30)
Opponent	11 - Liberty (9/7)
Digs	
Team	76 vs. Davidson (9/7)
Player	Logan Mosley - 39 vs. Davidson (9/7)
Opponent	84 - Elon (9/6)
Total Blocks	
Team	15 vs. Elon (9/6)
Player	Anabel Zier (2x) - 8 last vs. Elon (9/7)
Opponent	15.5 - VCU (9/10)





## Jill WILSON

- Third season at Virginia Tech
- 17th as a coach in Division I
- Produced 15 All-SEC players and '02 ACC Player of the Year
- Averaged 20-plus wins per year at LSU (10 years)

### The Wilson File

#### PERSONAL

BORN: May 6, 1979  
 HOMETOWN: Richmond, Texas  
 FAMILY: Husband, Jared  
 COACHING RECORD AT VIRGINIA TECH: 27-41 (2nd year)  
 CAREER HEAD COACHING RECORD: 27-41 (.397)

#### EDUCATION

LSU - Bachelor of Science - Business Admin., 2001  
 JOINED TECH STAFF: Jan. 12, 2017  
 YEARS OF COLLEGIATE HEAD COACHING: 1  
 YEARS OF COLLEGIATE COACHING: 15

#### COACHING HISTORY

2017- Virginia Tech (Head Coach)  
 2013-16 LSU (Associate Head Coach)  
 2007-12 LSU (Assistant Coach)  
 2006-07 Wake Forest (Assistant Coach)  
 2002-05 North Carolina (Assistant Coach)  
 2001-02 Tennessee-Martin (Graduate Assistant)

#### PLAYING HISTORY

1997-00 LSU (outside hitter)  
 4-year letterwinner and starter  
 Ranked 6th in the SEC with 23 service aces senior year  
 Appeared in the 2000 SEC Tournament finals

#### POSTSEASON EXPERIENCE

LSU  
 2014 (First Round - Eugene, Ore.)  
 Defeated Oklahoma, Loss to Oregon  
 2013 (First Round - Seattle, Wash.)  
 Defeated Michigan, Loss to Washington  
 2010 (First Round - Norman, Okla.)  
 Loss to Tulsa  
 2009 (First Round - Baton Rouge, La.)  
 Defeated Tulane, Loss to Texas A&M  
 2008 (First Round - Los Angeles, Calif.)  
 Loss to UCLA  
 2007 (First Round - Austin, Texas)  
 Defeated New Mexico State, Loss to Texas

UNC  
 2002 (Regionals - Lincoln, Neb.)  
 Defeated Winthrop, South Carolina at home  
 Loss to Hawai'i

Jill Wilson was named the head coach of the Virginia Tech volleyball program on January 12, 2017, and enters her third year in Blacksburg.

In her second season as the head coach of the Hokies in 2018, Wilson led Tech to a four-win improvement, which was the most wins at Tech since 2015. Also, the Hokies owned a five-win improvement at home on Carilion Clinic Court to 8-5. She won three nonconference tournaments – Charlotte Invitational, Hokie Invitational sponsored by the Fairfield Inn and Suites in Christiansburg and Bobcat Invitational – bringing her total to five in two years, including a 15-8 record non-league action.

Tech started the season 8-0, marking its best start since 2009. It also defeated North Carolina 3-0 for the first time since 2011, snapping a nine-match losing streak, and marked the first sweep over the Tar Heels since 2006. Wilson picked up another win over in-state rival Virginia in the Commonwealth Clash presented by Virginia529, improving to 3-1 in her career against the Cavaliers. The Hokies also swept Georgia Tech on the road, a team that finished 15-6 at home and was an AVCA Top-100 Team, marking Wilson's first ACC sweep away from the friendly confines of Cassell Coliseum.

Under Wilson's guidance, right-side hitter Jaila Tolbert once again was named second-team All-ACC. Tolbert became the third player in school history to make the ACC all-conference team in consecutive years, as well as the 17th in program history to rack up over 1,000 kills in a career. The Minnesota native also became the first-ever Tech volleyball player to be tabbed a Senior CLASS Award candidate and the second to make the U.S. Collegiate Women's National Team – Detroit roster.

Statistically, the Hokies improved on the service line due to an aggressive style, finishing fifth in the ACC for service aces, tallying 141 to average 1.31 aces per set. One of the key reasons why there was improvement on the line was outside hitter Ester Talamazzi's team-high 34 aces, including her match versus William & Mary when she recorded the second-most aces in school history with eight. Libero Carol Raffety cracked the record book, becoming the 18th Hokie to register over 1,000 digs in a career.

Her first year in 2017 set the foundation for the program, as Wilson guided Jaila Tolbert to second-team All-ACC after she owned the highest hitting percentage in the conference for non-middle blockers (.331). Tolbert, a right-side hitter, hit more than .300 in 20 matches and earned VaSID all-state honors.

Wilson also was key in the development of Kaity Smith, who was named to the ACC All-Freshman Team, as well as the VaSID Freshman of the Year. Smith started the season breaking a school record, putting down 30 kills in her debut – a program first.

Picking up two wins over Virginia in her first season, Wilson contributed to a full point in the Virginia529 Commonwealth Clash. Wilson led Tech to two nonconference tournament titles her opening season, winning the Pepsi Panther Invitational and A-State Invitational. At the A-State Invitational, the Hokies took down Arkansas State and SMU, two teams that won 20-plus matches and earned a bid to the National Invitational Volleyball Championship (NIVC).

Wilson joined the Hokies after an extremely successful run on the bench at LSU where, as the recruiting coordinator, she signed five top-30 recruiting classes according to PrepVolleyball.com. She also helped lead the Tigers to six NCAA Tournament appearances and the 2009 SEC Championship, as well as 25-win seasons in 2007, 2009 and 2010. The Tigers averaged over 20 wins per season during her time on the LSU staff.

No stranger to the ACC, Wilson was an assistant at North Carolina from 2002-04 before serving as the top assistant at Wake Forest in 2006.

She coached two All-Americans, an ACC Player of the Year and helped lead the Tar Heels to the 2002 regular-season ACC Championship and an NCAA Sweet Sixteen appearance.





**KAITY SMITH**

Junior | 6-1  
OH | Florence, Ky.

High School/Club Team  
Randall Cooper | Lexington United

Major: Criminology

1

**2017 ACC All-Freshmen Team**  
**2017 Prep Volleyball All-Freshman Honorable Mention**

**AT THE NET**

- Has played in six matches.
- Turned in a season-high 15 kills, six digs, one service ace, an assist and a block at VCU (9/10).
- Posted back-to-back matches of seven kills against Elon (9/6) and Davidson (9/7).
- Scooped up five digs versus Miami (Ohio) (8/30).
- Had an ace against USC Upstate (8/30) in the season opener.
- Double-digit kills in 24 matches and 15-plus in eight matches in 2018.
- Recorded nine double-doubles on the season.
- 7th straight match of double-digit kills (14) vs. CLEM (11/21).
- Tallied a season-high 21 kills and 12 digs vs. BC (11/16).
- ACC-high .346 hitting clip with 12 kills vs. Georgia Tech (10/5).
- Fifth double-double (11K/D) of the season vs. Virginia (9/23).
- Started the season with posting a career-high hitting percentage (.591) with 14 kills against USC Upstate (8/24).
- Played and started all 30 matches in 2018.

**SEASON HIGHS**

Kills..... 15 at VCU (9/10/19)  
Hitting percentage..... .154 vs. Elon (9/6/19)  
Assists..... 2 vs. Davidson (9/7/19)  
Aces..... 1, 2x, last at Liberty (9/7/19)  
Digs..... 10 vs. Elon (9/6/19)  
Blocks..... 1, 2x, last at VCU (9/10/19)

**CAREER HIGHS**

Kills..... 30 vs. Idaho State (8/25/17)  
Hitting percentage..... .591 vs. USC Upstate (8/24/18)  
Assists..... 2 (4x)  
Aces..... 3 (2x)  
Digs..... 15 (2x)  
Blocks..... 5 vs. Florida State (11/17/17)

**MATCH-BY-MATCH STATS**

Date	Opponent	SP	K	E	TA	PCT	A	TA	PCT	SA	SE	TA	PCT	RE	TA	PCT	DIG	BS	BA	BE	TOTAL	BHE	POINTS	HIT%	SCORE		
08/30/2019	vs USC Upstate	*4	0	0	0	.000	0	1	.000	1	1	4	.750	1	8	.875	0	0	0	0	0	0	0	10	.234	3-1	
08/30/2019	at Miami (OH)	*4	0	0	1	.000	0	0	.000	0	0	0	.000	1	7	.857	5	0	0	0	0	0	0	0	0.0	.164	1-3
09/06/2019	vs Elon	*4	7	3	26	.154	0	2	.000	0	2	5	.600	0	18	1.000	10	0	1	0	1	0	0	7.5	.214	3-1	
09/07/2019	vs Davidson	*3	7	5	28	.071	2	5	.400	0	0	10	1.000	1	20	.950	7	0	0	0	0	0	0	1	7.0	.179	3-1
09/07/2019	at Liberty	*1	2	2	12	.000	0	4	.000	0	0	0	.000	10	40	.750	6	0	0	0	0	0	0	2.0	.160	1-3	
09/10/2019	at VCU	*4	15	12	42	.071	1	4	.250	1	1	14	.929	0	13	1.000	6	0	1	0	1	0	0	16.5	.220	1-3	
09/13/2019	vs UC Irvine	*1	0	0	0	.000	0	0	.000	0	0	0	.000	0	0	.000	0	0	0	0	0	0	0	0.0	.253	3-2	
<b>Totals</b>			<b>21</b>	<b>31</b>	<b>22</b>	<b>.083</b>	<b>3</b>	<b>16</b>	<b>.188</b>	<b>2</b>	<b>4</b>	<b>33</b>	<b>.879</b>	<b>13</b>	<b>106</b>	<b>.877</b>	<b>34</b>	<b>0</b>	<b>2</b>	<b>0</b>	<b>1</b>	<b>0</b>	<b>1</b>	<b>34.0</b>			

**Player Averages**

Sets Played	Kills per set	Assists per set	Service aces per set	Digs per set	Blocks per set	Points per set
21	1.48	0.14	0.10	1.62	0.05	1.62



**ANABEL ZIER (ZEER)**

Freshman | 6-2  
MB/RS | Blacksburg, Va.

High School/Club Team  
Blacksburg | River Valley Juniors - Coastal

Major: Biology

2

**AT THE NET**

- Has started all seven matches.
- Hit .364 with five kills and tallied three blocks at VCU (9/10).
- Posted eight kills, five blocks and an ace vs. Davidson (9/7).
- Had six kills and tied a career-high eight blocks vs. Elon (9/6).
- Turned in back-to-back 10-kill outings opening weekend against USC Upstate (8/30) and Miami (Ohio) (8/30).
- Posted a career-high eight blocks versus USC Upstate (8/30) in the season opener.
- Four-year varsity letterwinner.
- Coached by Nicole Taylor at Blacksburg HS.
- Played club for River Valley Juniors – Coastal Volleyball Club.
- Earned VHSA All-State.
- District and Region Player of the Year.
- All-region, All-district and All-conference.
- Led Bruins to the 2016 state championship match.
- Guided Bruins to district and regional championships, as well as the state semifinals.
- Racked up over 1,000 kills.
- Team captain.
- Also competed in the high jump on the track and field team.
- Earned all-state honors in 2016.
- Has jumped in five state competitions.
- Led the Bruins to a 2017 state title.
- Her aunt, Cindy Zier Szweczyk, played on Tech's women's soccer team (1993-95), earning defensive MVP honors.

**SEASON/CAREER HIGHS**

Kills..... 10, 2x, last at Miami (Ohio) (8/30/19)  
Hitting percentage..... .417 vs. Elon (9/7/19)  
Assists.....  
Aces..... 1, 2x, last vs. Davidson (9/7/19)  
Digs..... 3 vs. VCU (9/10/19)  
Blocks..... 8, 2x, last vs. Elon (9/7/19)

**MATCH-BY-MATCH STATS**

Date	Opponent	SP	K	E	TA	PCT	A	TA	PCT	SA	SE	TA	PCT	RE	TA	PCT	DIG	BS	BA	BE	TOTAL	BHE	POINTS	HIT%	SCORE	
08/30/2019	vs USC Upstate	*4	10	4	20	.300	0	1	.000	0	3	5	.400	0	0	.000	0	3	5	0	8	0	15.5	.234	3-1	
08/30/2019	at Miami (OH)	*4	10	3	21	.333	0	0	.000	1	3	11	.727	0	0	.000	0	0	2	0	2	0	0	32.0	.164	1-3
08/31/2019	vs Northwestern	*3	2	1	9	.111	0	0	.000	0	0	2	1.000	0	0	.000	1	0	2	0	2	0	0	3.0	.070	0-3
09/06/2019	vs Elon	*2	6	1	12	.417	0	3	.000	0	0	5	1.000	0	0	.000	0	1	7	1	8	0	0	10.5	.214	3-1
09/07/2019	vs Davidson	*3	8	4	20	.200	0	0	.000	1	1	6	.833	0	0	.000	0	2	3	0	5	0	0	12.5	.179	3-1
09/07/2019	at Liberty	*4	7	4	44	.068	0	4	.000	0	4	15	.733	0	0	.000	4	0	2	0	2	0	0	8.0	.160	1-3
09/10/2019	at VCU	*4	5	1	11	.364	0	1	.000	0	2	11	.818	0	0	.000	3	0	3	1	3	0	0	6.5	.220	1-3
09/13/2019	vs UC Irvine	*3	7	3	18	.222	0	5	.000	0	0	9	1.000	0	0	.000	3	2	4	0	6	0	0	11.0	.253	3-2
09/13/2019	vs Loyola Chicago	*3	5	3	12	.167	0	1	.000	0	2	12	.833	0	0	.000	1	0	0	2	0	0	0	5.0	.333	3-1
<b>Totals</b>			<b>30</b>	<b>65</b>	<b>25</b>	<b>.178</b>	<b>.225</b>	<b>0</b>	<b>15</b>	<b>.000</b>	<b>3</b>	<b>16</b>	<b>.89</b>	<b>.820</b>	<b>0</b>	<b>.000</b>	<b>14</b>	<b>10</b>	<b>33</b>	<b>4</b>	<b>26.5</b>	<b>0</b>	<b>94.5</b>			

**Player Averages**

Sets Played	Kills per set	Assists per set	Service aces per set	Digs per set	Blocks per set	Points per set
30	2.17	0.00	0.10	0.47	0.88	3.15





**CERA POWELL** (SEER-UH)

Freshman | 6-0  
OH | Pittsboro, N.C.

High School/Club Team  
Northwood | Triangle

Major: Human Nutrition, Foods and Exercise

3

**AT THE NET**

- Has played all seven matches.
- Turned in her second-most kills at VCU (9/10) with nine.
- Had seven kills and a block against Davidson (9/7).
- Registered eight kills and four blocks versus Elon (9/6).
- Posted two career highs versus Miami (Ohio) (8/30), recording eight digs and two service aces while owning eight kills.
- Opened the season with a career-best 12 kills, four digs and career-high five blocks against USC Upstate (8/30).
- Four-year varsity letterwinner.
- Three-time all-conference.
- Big 8 Player of the Year.
- All-Metro team.
- Led the Chargers to the third round of the 2018 NCHSAA state tournament.
- Two-time Student Council Class Senator.
- National Honor Society.
- Spanish National Honor Society.
- Her great uncle, Walter Davis, played men's basketball at North Carolina and was selected to the USA men's basketball team at the 1976 Summer Olympics, and went on to become a 15-year NBA player and six-time NBA All-Star, having his number retired (#6) with the Phoenix Suns organization after being the Suns' all-time leading scorer.

**SEASON/CAREER HIGHS**

Kills..... 12 vs. USC Upstate (8/30/19)  
Hitting percentage..... .250 at VCU (9/10/19)  
Assists.....  
Aces..... 2 at Miami (Ohio) (8/30/19)  
Digs..... 8 at Miami (Ohio) (8/30/19)  
Blocks..... 5 vs. USC Upstate (8/30/19)

**MATCH-BY-MATCH STATS**

Date	Opponent	SP	Attack				Set				Serve				Recept				Blocking				Team				
			K	E	TA	PCT	A	TA	PCT	SA	SE	TA	PCT	RE	TA	PCT	DIG	BS	BA	BE	TOTAL	BHE	POINTS	HIT%	SCORE		
08/30/2019	vs USC Upstate	*4	12	4	34	.235	0	2	.000	1	0	7	1.000	0	1	1.000	4	0	5	0	5	0	0	0	15.5	.234	3-1
08/30/2019	at Miami (OH)	*4	8	5	35	.086	0	1	.000	2	2	16	.075	1	4	.750	8	0	0	0	0	0	0	0	10.0	.164	1-3
08/31/2019	vs Northwestern	*3	3	1	22	.000	0	0	.000	0	0	0	.000	0	2	1.000	0	0	1	0	1	0	0	0	3.5	.070	0-3
09/06/2019	vs Elon	2	8	2	32	.188	0	1	.000	0	0	0	.000	0	1	1.000	0	0	4	0	4	0	0	0	10.0	.214	3-1
09/07/2019	vs Davidson	2	7	1	28	.214	0	1	.000	0	0	0	.000	1	2	.500	0	0	1	0	1	0	0	0	7.5	.179	3-1
09/07/2019	at Liberty	2	12	12	46	.000	0	4	.000	0	0	2	1.000	0	0	.000	9	0	0	0	0	0	0	0	12.0	.160	1-3
09/10/2019	at VCU	*4	9	4	20	.250	0	2	.000	0	0	0	.000	0	2	1.000	0	0	0	0	0	0	0	0	9.0	.220	1-3
09/13/2019	vs UC Irvine	3	17	6	38	.289	0	1	.000	0	0	0	.000	0	0	.000	1	0	0	0	0	0	0	0	17.0	.253	3-2
09/13/2019	vs Loyola Chicago	1	16	2	28	.500	1	6	.167	0	0	0	.000	0	0	.000	1	1	0	0	1	0	1	1	17.0	.333	3-1
09/14/2019	at Air Force	3	14	5	40	.225	0	1	.000	0	0	1	1.000	0	0	.000	0	1	5	0	6	0	0	0	13.5	.202	3-1
<b>Totals</b>		<b>28</b>	<b>106</b>	<b>44</b>	<b>323</b>	<b>.192</b>	<b>1</b>	<b>19</b>	<b>.053</b>	<b>3</b>	<b>2</b>	<b>26</b>	<b>.923</b>	<b>2</b>	<b>12</b>	<b>.833</b>	<b>23</b>	<b>2</b>	<b>16</b>	<b>0</b>	<b>10</b>	<b>0</b>	<b>1</b>	<b>1</b>	<b>119.0</b>		

Player Averages						
Sets Played	Kills per nset	Assists per set	Service aces per set	Digs per set	Blocks per set	Points per set
28	3.79	0.04	0.11	0.82	0.36	4.25



**LOGAN MOSLEY**

Freshman | 5-6  
L/DS | Apex, N.C.

High School/Club Team  
Cary Christian | Triangle

Major: University Studies

4

**AT THE NET**

- Has started all seven matches at libero.
- Set the single-match digs record at Tech in just her fifth match, scooping up 39 digs versus Davidson (9/7).
- Posted 21 digs, two assists and an ace versus Elon (9/6).
- Tallied 24 digs versus Miami (Ohio) (8/30) and a personal-best six assists.
- Her 20-plus digs marked the first time a Tech freshman accomplished the feat since 2016.
- Collected 19 digs, two assists and a career-best four service aces against USC Upstate (8/30).
- Five-year varsity letterwinner.
- Coached by Lesley White and her mom, Victoria, at Cary Christian HS.
- Played club for Triangle Volleyball Club.
- 2017 NCISAA Player of the Year.
- 2017 NCISAA first-team all-state.
- Led the Knights to a third-place finish in the 2017 state tournament.
- Two-time team captain.
- Led USA Volleyball 16U to a fourth-place finish at nationals in 2016.
- Guided USA Volleyball 16U to a third-place finish at nationals in 2017.
- Was a key cog in USA Volleyball 18U's championship run at nationals in 2018.
- Her mother, Victoria, played college volleyball at Barton College.

**SEASON/CAREER HIGHS**

Kills..... 1, 2x, last at Liberty (9/7/19)  
Hitting percentage..... 1.000 at Miami (Ohio) (8/30/19)  
Assists..... 6 at Miami (Ohio) (8/30/19)  
Aces..... 4 vs. USC Upstate (8/30/19)  
Digs..... 39 vs. Davidson (9/7/19)  
Blocks

**MATCH-BY-MATCH STATS**

Date	Opponent	SP	Attack				Set				Serve				Recept				Blocking				Team				
			K	E	TA	PCT	A	TA	PCT	SA	SE	TA	PCT	RE	TA	PCT	DIG	BS	BA	BE	TOTAL	BHE	POINTS	HIT%	SCORE		
08/30/2019	vs USC Upstate	*4	0	0	0	.000	2	12	.167	4	0	26	1.000	0	11	1.000	19	0	0	0	0	0	0	0	4.0	.234	3-1
08/30/2019	at Miami (OH)	*4	1	0	1	1.000	6	17	.353	0	0	11	1.000	0	30	1.000	24	0	0	0	0	0	0	0	1.0	.164	1-3
08/31/2019	vs Northwestern	*3	0	0	0	.000	2	10	.200	3	0	14	1.000	1	18	.944	17	0	0	0	0	0	0	0	3.0	.070	0-3
09/06/2019	vs Elon	*3	0	0	1	.000	2	9	.222	1	0	19	1.000	2	18	.889	21	0	0	0	0	0	0	0	1.0	.214	3-1
09/07/2019	vs Davidson	*4	0	1	1	.000	3	13	.231	1	2	18	.889	1	26	.962	39	0	0	0	0	0	0	0	1.0	.179	3-1
09/07/2019	at Liberty	*4	2	0	4	.500	8	33	.242	0	0	35	1.000	4	57	.930	30	0	0	0	0	0	0	0	2.0	.160	1-3
09/10/2019	at VCU	*4	0	0	0	.000	5	13	.385	0	1	16	.938	3	37	.919	9	0	0	0	0	0	0	0	0.0	.220	1-3
09/13/2019	vs UC Irvine	*5	0	1	1	.000	1	17	.059	1	1	19	.947	1	26	.962	22	0	0	0	0	0	0	0	1.0	.253	3-2
09/13/2019	vs Loyola Chicago	*4	1	1	3	.000	3	12	.250	0	0	14	1.000	0	22	1.000	13	0	0	0	0	0	0	0	1.0	.333	3-1
09/14/2019	at Air Force	*4	0	0	0	.000	4	15	.267	0	0	16	1.000	1	15	.933	12	0	0	0	0	0	0	0	0.0	.202	3-1
<b>Totals</b>		<b>39</b>	<b>4</b>	<b>1</b>	<b>11</b>	<b>.273</b>	<b>36</b>	<b>151</b>	<b>.238</b>	<b>10</b>	<b>4</b>	<b>188</b>	<b>.979</b>	<b>13</b>	<b>260</b>	<b>.950</b>	<b>206</b>	<b>0</b>	<b>0</b>	<b>0</b>	<b>0</b>	<b>0</b>	<b>0</b>	<b>0</b>	<b>14.0</b>		

Player Averages						
Sets Played	Kills per nset	Assists per set	Service aces per set	Digs per set	Blocks per set	Points per set
39	0.10	0.92	0.26	5.28	0.00	0.36





### CAROL RAFFETY

Senior | 5-11  
L/DS | Novato, Calif.

High School/Club Team  
Marin Catholic | Absolute

Major: Criminology

# 5

#### AT THE NET

- Has played in three matches.
- Talled a season-high seven digs and two assists at Miami (Ohio) (8/30).
- Tied a career-high four aces and posted five digs versus USC Upstate (8/30).
- Currently No. 6 all-time in program history for career digs.
- Had nine 20-plus dig matches in 2018.
- Posted 10 straight matches of double-digit digs, scooping up 180 digs over that span for a 4.39 average per set.
- Talled a season-high 27 digs against Clemson (11/21).
- Collected 20 digs and tied a season-high three aces against Boston College (11/16).
- Registered 13 digs, including her 1,000th career dig in the third set to become the 18th Hokie to ever accomplish the feat, and three assists versus IUPUI (9/7).
- Played in all 30 matches in 2018.
- Broke the freshman digs record with 481 in 2016, a mark that had been held by Amanda Cloyd since 2004.

#### SEASON HIGHS

Kills..... 1 vs. USC Upstate (8/30/19)  
Hitting percentage..... 1.000 vs. USC Upstate (8/30/19)  
Assists ..... 2 at Miami (Ohio) (8/30/19)  
Aces ..... 4 vs. USC Upstate (8/30/19)  
Digs..... 7 at Miami (Ohio) (8/30/19)  
Blocks.....

#### CAREER HIGHS

Kills..... 9 at Florida State (10/14/16)  
Hitting percentage..... 1.00 (2x)  
Assists ..... 7 (2x)  
Aces ..... 4, 2x, vs. USC Upstate (8/30/19)  
Digs..... 28 vs. Appalachian State (8/26/16)  
Blocks..... 1 at Florida State (10/14/16)

#### MATCH-BY-MATCH STATS

Date	Opponent	Attack			Set			Serve			Recept			Blocking			Team								
		SP	K	E	TA	PCT	A	TA	PCT	SA	SE	TA	PCT	RE	TA	PCT	DIG	BS	BA	BETOTAL	BHE	POINTS	HIT%	SCORE	
08/30/2019	vs USC Upstate	4	1	0	1	1.000	0	1	.000	4	3	25	.880	1	11	.909	5	0	0	0	0	0	5.0	.234	3-1
08/30/2019	at Miami (OH)	4	0	0	0	.000	2	4	.500	0	1	15	.933	0	15	1.000	7	0	0	0	0	0	0.0	.164	1-3
08/31/2019	vs Northwestern*	3	0	0	0	.000	1	2	.500	0	1	4	.750	1	8	.875	2	0	0	0	0	0	0.0	.070	0-3
09/13/2019	vs UC Irvine	1	0	0	0	.000	0	0	.000	0	1	4	.750	0	6	1.000	1	0	0	0	0	0	0.0	.253	3-2
09/14/2019	at Air Force	2	0	0	0	.000	2	3	.667	0	1	5	.800	1	6	.833	9	0	0	0	0	0	0.0	.202	3-1
<b>Totals</b>		<b>14</b>	<b>1</b>	<b>0</b>	<b>2</b>	<b>.500</b>	<b>7</b>	<b>12</b>	<b>.583</b>	<b>4</b>	<b>9</b>	<b>62</b>	<b>.855</b>	<b>3</b>	<b>63</b>	<b>.952</b>	<b>27</b>	<b>0</b>	<b>0</b>	<b>0</b>	<b>0</b>	<b>0</b>	<b>5.0</b>		

Player Averages						
Sets Played	Kills per nset	Assists per set	Service aces per set	Digs per set	Blocks per set	Points per set
14	0.07	0.50	0.29	1.93	0.00	0.36



### ANGEL ROBINSON

Sophomore | 6-0  
MB | Norman, Okla.

High School/Club Team  
Norman North | Peak

Major: Human Development

# 6

#### AT THE NET

- Has played in three matches.
- Collected a season-high seven kills and four blocks at Liberty (9/7).
- Posted two kills versus Davidson (9/7).
- Talled three kills, one assist and two blocks against USC Upstate (8/30) in the season opener.
- Finished the 2018 season strong, tallying eight kills on a career-high .615 hitting percentage and two blocks against Syracuse (11/18) and a career-best 11 kills versus Clemson (11/21).
- Talled her first-ever ace against William & Mary (8/31).
- Put down the first kill of her career versus Presbyterian (8/25).
- Debut came against USC Upstate (8/24) in the season opener, tallying a block.
- Appeared in 17 matches and started seven in 2018.
- Four-year letterwinner coached by Stephanie Kane at North Norman.
- Guided North Norman to the OSSAA 6A State title match two years in a row, finishing runner-up in 2016 and 2017.
- Also led the Timberwolves to an unblemished record in conference play and a 31-4 overall record in 2017.

#### SEASON HIGHS

Kills..... 7 at Liberty (9/7/19)  
Hitting percentage..... .500 vs. Davidson (9/7/19)  
Assists ..... 1 vs. USC Upstate (8/30/19)  
Aces .....  
Digs.....  
Blocks..... 4 at Liberty (9/7/19)

#### CAREER HIGHS

Kills..... 11 vs. Clemson (11/21/8)  
Hitting percentage..... .615 at Syracuse (11/8/18)  
Assists .....  
Aces ..... 1 vs. William & Mary (8/31/18)  
Digs..... 1 (2x)  
Blocks..... 6 vs. Duke (10/21/18)

#### MATCH-BY-MATCH STATS

Date	Opponent	Attack			Set			Serve			Recept			Blocking			Team								
		SP	K	E	TA	PCT	A	TA	PCT	SA	SE	TA	PCT	RE	TA	PCT	DIG	BS	BA	BETOTAL	BHE	POINTS	HIT%	SCORE	
08/30/2019	vs USC Upstate	*4	3	2	11	.091	1	1	1.000	0	0	0	.000	0	0	.000	0	0	2	0	2.0	0	4.0	.234	3-1
<b>Totals</b>		<b>4</b>	<b>18</b>	<b>10</b>	<b>50</b>	<b>.160</b>	<b>1</b>	<b>3</b>	<b>.333</b>	<b>0</b>	<b>0</b>	<b>0</b>	<b>0.000</b>	<b>0</b>	<b>0</b>	<b>0.000</b>	<b>0</b>	<b>2</b>	<b>8</b>	<b>6.0</b>	<b>0</b>	<b>24.0</b>			

Player Averages						
Sets Played	Kills per nset	Assists per set	Service aces per set	Digs per set	Blocks per set	Points per set
4	4.50	0.25	0.00	0.00	1.50	6.00





**TESSA WYNER**

Sophomore | 5-11  
OH | Charleston, W.Va.

High School/Club Team  
George Washington | River Cities Thunder

Major: Biology

7

**AT THE NET**

- Has played in all seven matches.
- Tallied four kills, five digs, one ace and a block at Liberty (9/7).
- Recorded nine kills and a career-high seven digs against Northwestern (8/31).
- Had her best match yet as a Hokie, tallying a career-high 13 kills, six digs and a personal-best three blocks versus Miami (Ohio) (8/30).
- Posted seven kills, her first-ever ace, five digs and two blocks versus USC Upstate (8/30) in the season opener.
- Played in 12 matches and started one in 2018.
- Four-year varsity letterwinner coached by Missy Smith at George Washington.
- Three-time West Virginia Gatorade Player of the Year.
- Two-time West Virginia Sports Writers Association Player of the Year.
- Four-time first-team All-State selection.
- Led George Washington to a WVSSAC state championship.
- Guided her club team to winning USA 18 Nationals, the first time a team from West Virginia had ever done so.

**SEASON HIGHS**

Kills..... 13 at Miami (Ohio) (8/30/19)  
Hitting percentage..... 400 at Clemson (10/7/18)  
Assists ..... 1 (2x)  
Aces ..... 1, 3x, last at Liberty (9/7/19)  
Digs..... 7 vs. Northwestern (8/31/19)  
Blocks..... 3 at Miami (Ohio) (8/30/19)

**CAREER HIGHS**

Kills..... 13 at Miami (Ohio) (8/30/19)  
Hitting percentage..... 400 at Clemson (10/7/18)  
Assists ..... 1 (2x)  
Aces ..... 1, 3x, last at Liberty (9/7/19)  
Digs..... 7 vs. Northwestern (8/31/19)  
Blocks..... 3 at Miami (Ohio) (8/30/19)

**MATCH-BY-MATCH STATS**

Date	Opponent	Attack			Set			Serve			Receipt			Blocking			Team								
		SP	K	E	TA	PCT	A	TA	PCT	SA	SE	TA	PCT	RE	TA	PCT	DIG	BS	BA	TOTAL	BHE	POINTS	HIT%	SCORE	
08/30/2019	vs USC Upstate	4	7	4	17	.176	0	1	0.000	1	3	4	.250	0	13	1.000	5	0	2	1	2.0	0	9.0	.234	3-1
08/30/2019	at Miami (OH)	4	13	4	31	.290	0	1	0.000	0	7	.857	2	12	.833	6	0	3	0	3.0	0	14.5	.164	1-3	
08/31/2019	vs Northwestern	*3	9	3	31	.194	0	2	1.000	0	2	1.1	.818	0	17	1.000	7	0	0	0.0	0	9.0	.070	0-3	
09/07/2019	vs Davidson	*1	3	1	13	.154	0	1	0.000	1	5	.800	0	8	1.000	1	0	1	0.0	0	4.0	1.79	3-1		
09/07/2019	at Liberty	*2	8	6	38	.053	0	4	0.000	2	2	1.6	.875	2	10	.800	10	0	2	0.0	2.0	11.0	.160	1-3	
09/10/2019	at VCU	1	0	0	0	.000	0	0	0.000	0	0	1.000	0	0	0.000	1	0	0	0.0	0.0	0.0	2.20	1-3		
09/13/2019	vs UC Irvine	*4	17	6	44	.250	0	5	0.000	0	10	1.000	0	5	1.000	4	0	2	2.0	2.0	18.0	.253	3-2		
09/13/2019	vs Loyola Chicago	*4	22	8	46	.304	0	3	0.000	0	3	1.000	1	6	.833	2	0	1	1.0	0.0	22.5	.333	3-1		
09/14/2019	at Air Force	*1	8	3	21	.238	1	3	333	1	0	9	1.000	0	5	1.000	8	0	0	1.0	0.0	9.0	.202	3-1	
<b>Totals</b>		<b>24</b>	<b>90</b>	<b>39</b>	<b>260</b>	<b>.196</b>	<b>1</b>	<b>20</b>	<b>.050</b>	<b>5</b>	<b>11</b>	<b>.74</b>	<b>.851</b>	<b>5</b>	<b>84</b>	<b>.940</b>	<b>46</b>	<b>0</b>	<b>11</b>	<b>6</b>	<b>5.3</b>	<b>0</b>	<b>100.5</b>		

Player Averages							
Sets Played	Kills per set	Assists per set	Service aces per set	Digs per set	Blocks per set	Points per set	
24	3.75	0.04	0.21	1.92	0.23	4.19	



**KYLIE THOMAS**

Junior | 5-7  
L/DS | Sterling, Va.

High School/Club Team  
Dulles | Potomac Falls

Major: National Security, Foreign Affairs

10

**AT THE NET**

- Has played in all seven matches.
- Recorded exactly 13 digs, tying her previous career high set in 2017, in all three matches at the Liberty invitational (9/6-7).
- Posted two digs in each match versus Northwestern (8/30) and USC Upstate (8/30).
- Tallied a season-high three digs and an assist at Miami (Ohio) (8/30).
- Played in 26 matches, drawing one start in 2018.
- Tied her season-high 10 digs and two aces vs. Duke (10/21).
- Posted her second-most assists of the season with three and had seven digs versus UTSA (9/16).
- Had seven digs and a career-high three aces vs. IUPUI (9/7).
- Debut at the college level came against Ole Miss (9/1/17), where she tallied a service ace and one dig.

**SEASON HIGHS**

Kills.....  
Hitting percentage.....  
Assists ..... 1, 4x, last at VCU (9/10/10)  
Aces ..... 1x, 2x, last at VCU (9/10/19)  
Digs..... 3 vs. Miami (Ohio) (8/30/19)  
Blocks.....

**CAREER HIGHS**

Kills.....  
Hitting percentage.....  
Assists ..... 4 vs USC Upstate (8/24/18)  
Aces ..... 3 vs. IUPUI (9/7/18)  
Digs..... 13, 4x, last at Liberty (9/7/19)  
Blocks.....

**MATCH-BY-MATCH STATS**

Date	Opponent	Attack			Set			Serve			Receipt			Blocking			Team						
		SP	K	E	TA	PCT	A	TA	PCT	SA	SE	TA	PCT	RE	TA	PCT	DIG	BS	BA	TOTAL	BHE	POINTS	HIT%
08/30/2019	vs USC Upstate	3	0	0	0.000	0	0	0.000	0	1	7	.857	0	14	1.000	2	0	0	0.0	0	0.0	.234	3-1
08/30/2019	at Miami (OH)	*4	0	0	0.000	1	2	.500	0	2	5	.600	0	10	1.000	3	0	0	0.0	0	0.0	.164	1-3
08/31/2019	vs Northwestern	3	0	0	0.000	0	0	0.000	0	0	7	1.000	1	15	.933	2	0	0	0.0	0	0.0	.070	0-3
09/06/2019	vs Elon	*2	0	1	0.000	1	3	.333	1	1	18	.944	1	29	.966	13	0	0	0.0	0	1.0	.214	3-1
09/07/2019	vs Davidson	*2	0	0	0.000	0	6	0.000	0	2	17	.882	1	25	.960	13	0	0	0.0	0	0.0	.179	3-1
09/07/2019	at Liberty	*1	0	0	0.000	2	11	.182	0	0	36	1.000	2	39	.949	22	0	0	0.0	0	0.0	.160	1-3
09/10/2019	at VCU	4	0	0	0.000	1	5	200	1	1	12	.917	1	26	.962	9	0	0	0.0	0	1.0	.220	1-3
09/13/2019	vs UC Irvine	*4	0	0	1.000	1	4	250	1	0	20	1.000	2	25	.920	7	0	0	0.0	0	1.0	.253	3-2
09/13/2019	vs Loyola Chicago	*3	0	1	0.000	0	2	0.000	2	1	24	.958	3	30	.900	11	0	0	0.0	0	2.0	.333	3-1
09/14/2019	at Air Force	*1	0	0	0.000	1	2	500	1	0	13	1.000	1	27	.963	6	0	0	0.0	0	1.0	.202	3-1
<b>Totals</b>		<b>27</b>	<b>0</b>	<b>0</b>	<b>3.000</b>	<b>7</b>	<b>35</b>	<b>.200</b>	<b>6</b>	<b>8</b>	<b>159</b>	<b>.950</b>	<b>12</b>	<b>240</b>	<b>.950</b>	<b>88</b>	<b>0</b>	<b>0</b>	<b>0.0</b>	<b>0</b>	<b>6.0</b>		

Player Averages						
Sets Played	Kills per set	Assists per set	Service aces per set	Digs per set	Blocks per set	Points per set
27	0.00	0.26	0.22	3.26	0.00	0.22







### JENNIFER WILLIAMS

Redshirt Freshman | 6-1  
OH | Staunton, Va.

High School/Club Team  
Robert E. Lee | Richmond

Major: Marketing

# 16

#### AT THE NET

- Has not seen action.
- Redshirted in 2018.
- Four-year letterwinner.
- Coached by mom, Jan Williams, at Robert E. Lee.
- First-team All-State.
- Led Robert E. Lee to the VHSL state championship.
- Regional Player of the Year.
- First-team All-Region.
- First-team All-Conference.
- First-team All-District.
- All-City/County Player of the Year.
- Conference Player of the Year.
- Racked up more than 1,000 kills in prep career.
- Finished third all-time in VHSL record book for most career blocks.
- Captain.
- Also played tennis.
- Four-year letterwinner and captain.

#### SEASON/CAREER HIGHS

Kills .....  
 Hitting percentage.....  
 Assists.....  
 Aces.....  
 Digs .....  
 Blocks .....

#### MATCH-BY-MATCH STATS

Date	Opponent	Attack				Set				Serve				Recept				Blocking				Team		
		SP	K	E	PCT	A	TA	PCT	SA	SE	TA	PCT	RE	TA	PCT	DIG	BS	BA	BE	TOTAL	BHE	POINTS	HIT%	SCORE
Totals		0	0	0	.000	0	0	.000	0	0	.000	0	0	.000	0	0	0	0	0	0.0	0	0.0		

Player Averages						
Sets Played	Kills per nset	Assists per set	Service aces per set	Digs per set	Blocks per set	Points per set
0	0.00	0.00	0.00	0.00	0.00	0.00



### RACHEL TAM

Freshman | 5-4  
L/DS | Basking Ridge, N.J.

High School/Club Team  
Ridge | Atlantic Valley & Central Jersey

Major: Business

# 17

#### AT THE NET

- Has played in three matches.
- Collected her first career dig at Liberty (9/7).
- First match at the college level came against Northwestern (8/31).
- Four-year letterwinner.
- Coached by Joanne Milot at Ridge.
- Played club for AVVC and CJVA.
- Courier News 2017 New Jersey Player of the Year.
- NJ Star Ledger 2017 first-team all-state.
- Two-time NJ Star Ledger Group 4 First Team.
- Two-time NJ Skyland first-team all-conference.
- Led Ridge to a state championship in 2017 with a 26-0 record.
- Became the first player in school history to rack up more than 1,000 digs, finishing with 1,171.
- In the classroom, was the president of the National Honor Society.
- Student Council VP.
- Project Adventure Peer Leader and Board Member.
- Habitat for Humanity Class Representative.
- Honor Roll.
- Also considered Georgetown and Wake Forest.
- Her mother, Juanita, played college volleyball at Amherst College.
- Her brother, Jonathan, played baseball at Villanova and made the All-BIG EAST Academic Team and led the league with the best ERA.
- Her sister, Kelsey, played volleyball for Wesleyan University and was named to the All-NESCAC Academic Team.

#### SEASON/CAREER HIGHS

Kills.....  
 Hitting percentage.....  
 Assists .....  
 Aces .....  
 Digs.....1 at Liberty (9/7/19)  
 Blocks.....

#### MATCH-BY-MATCH STATS

Date	Opponent	Attack				Set				Serve				Recept				Blocking				Team		
		SP	K	E	PCT	A	TA	PCT	SA	SE	TA	PCT	RE	TA	PCT	DIG	BS	BA	BE	TOTAL	BHE	POINTS	HIT%	SCORE
08/31/2019	vs Northwestern	3	0	0	.000	0	0	.000	0	1	4	.750	0	0	.000	0	0	0	0	0	0	0	.070	0-3
09/07/2019	at Liberty	1	0	0	.000	0	0	.000	0	2	4	.500	0	0	.000	2	0	0	0	0	0	0	.160	1-3
09/10/2019	at VCU	1	0	0	.000	0	0	.000	0	0	1	1.000	0	0	.000	0	0	0	0	0	0	0	.220	1-3
09/13/2019	vs UC Irvine	1	0	0	.000	1	1	1.000	0	1	7	.857	0	0	.000	2	0	0	0	0	0	0	.253	3-2
Totals		6	0	0	.000	1	1	1.000	0	7	35	.800	0	0	.000	7	0	0	0	0	0	0		

Player Averages						
Sets Played	Kills per nset	Assists per set	Service aces per set	Digs per set	Blocks per set	Points per set
6	0.00	0.17	0.00	1.17	0.00	0.00







**MARISA CERCHIO** (Sir-ko)

Junior | 6-3  
MB/RS | Cincinnati, Ohio

High School/Club Team  
Turpin | NKVC

Major: Marketing

19

**Liberty Invitational All-Tournament Team  
2017-18 ACC Academic Honor Roll**

**AT THE NET**

- Has played in all seven matches.
- Has had at least seven kills in every match this season.
- Racked up a season-high 15 kills at VCU.
- Was on a tear at the Liberty Invitational (9/6-7), recording at least 13 kills and three blocks in all three matches to be named the top attacker of the tournament.
- Opened the season with 11 kills on a .455 hitting percentage, two digs and two blocks against USC Upstate (8/30).
- Played and started in 30 matches in 2018.
- Had 13 kills and a career-high 11 blocks vs. Clemson (11/21).
- Hit a season-best .831, the third-best mark in school history, with 13 kills and four blocks against William & Mary (8/31).
- Led the ACC after opening weekend in blocks per set (1.73).
- Played her best match as a Hokie versus Charlotte (8/25), setting then-two career highs – 15 kills, 10 blocks.

**SEASON HIGHS**

Kills..... 15 at VCU (9/10/19)  
Hitting percentage..... .455 vs. USC Upstate (8/30/19)  
Assists ..... 1 at Miami (Ohio) (8/30/19)  
Aces .....  
Digs..... 2, 3x, last Elon (9/6/19)  
Blocks..... 5 vs. Elon (9/6/19)

**CAREER HIGHS**

Kills..... 15, 2x, last at VCU (9/10/19)  
Hitting percentage..... 1.00 vs. Wake Forest (10/20/17)  
Assists ..... 1, 2x, last at Miami (Ohio)  
Aces ..... 3 vs. Presbyterian (8/25/18)  
Digs..... 6 vs. Notre Dame (10/8/17)  
Blocks..... 11 vs. Clemson (11/21/18)

**MATCH-BY-MATCH STATS**

Date	Opponent	SP	Attack			Set			Serve			Recept			Blocking			Team							
			K	E	TA	PCT	A	TA	PCT	SA	SE	TA	PCT	RE	TA	PCT	DIG	BS	BA	BE	TOTAL	BHE	POINTS	HIT%	SCORE
08/30/2019	vs USC Upstate	*4	11	1	22	.455	0	0	.000	0	0	.000	0	0	.000	2	0	2	0	2.0	0	12.0	.234	3-1	
08/30/2019	at Miami (OH)	*4	7	5	27	.074	1	2	.500	0	0	.000	0	1	1.000	0	0	2	1	2.0	0	8.0	.164	1-3	
08/31/2019	vs Northwestern	*3	8	6	22	.091	0	0	.000	0	0	.000	0	0	.000	2	0	3	0	3.0	0	9.5	.070	0-3	
09/06/2019	vs Elon	*3	13	1	32	.375	0	0	.000	0	0	.000	0	0	.000	2	0	5	0	5.0	0	15.5	.214	3-1	
09/07/2019	vs Davidson	*1	14	5	31	.290	0	1	.000	0	0	.000	0	0	.000	0	0	4	0	4.0	0	16.0	.179	3-1	
09/07/2019	at Liberty	2	28	7	69	.304	0	0	.000	0	0	.000	0	4	1.000	0	0	.000	2	0	6.0	0	31.0	.160	1-3
09/10/2019	at VCU	*4	15	4	33	.333	0	0	.000	0	0	.000	0	0	.000	0	0	0	0	0.0	0	15.0	.220	1-3	
09/13/2019	vs UC Irvine	*3	12	6	31	.194	1	1	1.000	0	0	.000	0	2	1.000	2	0	3	0	3.0	0	13.5	.253	3-2	
09/13/2019	vs Loyola Chicago	*2	13	5	28	.286	0	0	.000	0	0	.000	1	0	2	1	2	0	2.0	0	14.0	.333	3-1		
09/14/2019	at Air Force	*3	12	5	32	.219	0	0	.000	0	0	.000	0	0	.000	0	0	0	0	0.0	0	12.0	.202	3-1	
<b>Totals</b>		<b>29</b>	<b>133</b>	<b>45</b>	<b>327</b>	<b>.269</b>	<b>2</b>	<b>4</b>	<b>.500</b>	<b>0</b>	<b>0</b>	<b>.000</b>	<b>0</b>	<b>3</b>	<b>1.000</b>	<b>11</b>	<b>0</b>	<b>27</b>	<b>2</b>	<b>13.5</b>	<b>0</b>	<b>146.5</b>			

Player Averages						
Sets Played	Kills per nset	Assists per set	Service aces per set	Digs per set	Blocks per set	Points per set
29	4.59	0.07	0.00	0.38	0.47	5.05



**ABBY MCKINZIE**

Senior | 5-9  
L/DS | East Leroy, Mich.

High School/Club Team  
St. Philip Catholic Central | Dead Frog

Major: Communications

20

**2017-18 ACC Academic Honor Roll**

**AT THE NET**

- Has played in five matches.
- Collected two digs at VCU (9/10).
- Had a dig against Northwestern (8/31).
- Played in 21 matches in 2018.
- Had her third-most digs of the season (6) vs. Clemson (11/21).
- Tied a career-high two assists and had four digs versus Syracuse (11/18).
- Tallied a season-high eight digs against Virginia (11/9).
- Had two digs vs. Syracuse (11/2) and one dig vs. BC (11/4).
- Finished with her second-highest dig total of the season with three against then-No. 22 Louisville (10/12).

**SEASON HIGHS**

Kills.....  
Hitting percentage.....  
Assists .....  
Aces .....  
Digs..... 2 at VCU (9/10/19)  
Blocks

**CAREER HIGHS**

Kills..... 1 vs. Temple (9/2/16)  
Hitting percentage..... 1.00 at Temple (9/2/16)  
Assists ..... 2 (4x)  
Aces ..... 4 vs. Robert Morris (9/1/18)  
Digs..... 11 (2x)  
Blocks.....

**MATCH-BY-MATCH STATS**

Date	Opponent	SP	Attack			Set			Serve			Recept			Blocking			Team							
			K	E	TA	PCT	A	TA	PCT	SA	SE	TA	PCT	RE	TA	PCT	DIG	BS	BA	BE	TOTAL	BHE	POINTS	HIT%	SCORE
08/30/2019	vs USC Upstate	4	0	0	0	.000	0	0	.000	0	1	3	.667	0	0	.000	0	0	0	0	0.0	0	0.0	.234	3-1
08/30/2019	at Miami (OH)	4	0	0	0	.000	0	0	.000	0	0	2	1.000	0	0	.000	0	0	0	0	0.0	0	0.0	.164	1-3
09/10/2019	at VCU	2	0	0	0	.000	0	3	.000	0	0	8	1.000	0	4	1.000	2	0	0	0	0.0	0	0.0	.220	1-3
09/13/2019	vs UC Irvine	2	0	0	0	.000	0	2	.000	1	1	20	.950	0	10	1.000	8	0	0	0	0.0	0	1.0	.253	3-2
09/13/2019	vs Loyola Chicago	2	0	0	1	1.000	0	3	.000	0	0	14	1.000	0	10	1.000	4	0	0	0	0.0	0	0.0	.333	3-1
09/14/2019	at Air Force	1	0	0	0	.000	0	5	.000	0	0	15	1.000	1	11	.909	1	0	0	0	0.0	0	0.0	.202	3-1
<b>Totals</b>		<b>15</b>	<b>0</b>	<b>0</b>	<b>1</b>	<b>.000</b>	<b>0</b>	<b>13</b>	<b>.000</b>	<b>2</b>	<b>2</b>	<b>69</b>	<b>.971</b>	<b>2</b>	<b>40</b>	<b>.950</b>	<b>16</b>	<b>0</b>	<b>0</b>	<b>0</b>	<b>0</b>	<b>0</b>	<b>0</b>	<b>0</b>	<b>2.0</b>

Player Averages						
Sets Played	Kills per nset	Assists per set	Service aces per set	Digs per set	Blocks per set	Points per set
15	0.00	0.00	0.13	1.07	0.00	0.13





### KAI YOUNG

Junior | 5-11  
MB | Charlotte, N.C.

High School/Club Team  
Charlotte Christian | Carolina Union

Major: Multimedia Journalism

# 22

#### AT THE NET

- Has played in all seven matches.
- Recorded four kills at VCU (9/10).
- Posted five kills and a season-high seven blocks versus Elon (9/6).
- Put down a kill and had two blocks against Northwestern (8/31).
- Tallied two kills, one dig and three blocks at Miami (Ohio) (8/30).
- Owned two kills and a season-high four blocks versus USC Upstate (8/30) in the season opener.
- Played in 24 matches, drawing 23 starts in 2018.
- Played her best match yet against Charlotte (8/25), posting two career highs – 13 kills, eight blocks.
- Played volleyball and ran track at Charlotte Christian.
- Father, Bryant Young, played football at Notre Dame and was a 14-year NFL veteran with the San Francisco 49ers, earning four Pro Bowls and a XXIX Super Bowl ring. He currently coaches the defensive line for the Atlanta Falcons.
- Mother ran track at Notre Dame.

#### SEASON HIGHS

Kills.....5 vs. Elon (9/6/19)  
 Hitting percentage......429 at VCU (9/10/19)  
 Assists .....  
 Aces .....  
 Digs..... 1 at Miami (Ohio) (8/30/19)  
 Blocks.....7 vs. Elon (9/6/19)

#### CAREER HIGHS

Kills.....13 at Charlotte (8/25/18)  
 Hitting percentage..... 1.00 (3x)  
 Assists ..... 1 (2x)  
 Aces .....  
 Digs..... 1, 9x, last at Miami (Ohio)  
 Blocks..... 8 at Charlotte (8/25/18)

#### MATCH-BY-MATCH STATS

Date	Opponent	Attack				Set				Serve				Recept				Blocking				Team										
		SP	K	E	TA	PCT	A	TA	PCT	SA	SE	TA	PCT	RE	TA	PCT	BS	BA	BE	TOTAL	BHE	POINTS	HIT%	SCORE								
08/30/2019	vs USC Upstate	*4	0	0	3	.000	24	60	.400	0	0	5	1.000	0	0	.000	8	0	1	0	1	0	0	0	0	0	5	1.000	234	3-1		
08/30/2019	at Miami (OH)	*4	4	1	7	.429	27	92	.293	0	2	11	.818	0	0	.000	4	1	0	0	1	0	0	0	0	0	5	0	164	1-3		
08/31/2019	vs Northwestern	*3	1	1	5	.000	21	84	.250	0	0	10	1.000	0	0	.000	7	0	0	0	0	0	0	0	0	1	1	0	0	0	0	0
09/06/2019	vs Elon	*4	4	0	11	.364	38	130	.292	2	1	20	.950	0	0	.000	8	0	3	0	3	0	0	0	0	0	7	5	214	3-1		
09/07/2019	vs Davidson	*1	6	1	11	.455	37	117	.316	0	2	11	.818	0	0	.000	6	0	1	1	1	0	0	0	0	6	5	179	3-1			
09/07/2019	at Liberty	*4	7	0	18	.389	62	211	.294	0	2	19	.895	0	0	.000	23	0	2	0	2	0	0	0	0	7	0	160	1-3			
09/10/2019	at VCU	*4	3	2	10	.100	43	99	.434	0	1	11	.909	0	0	.000	12	0	2	0	2	0	1	0	0	4	0	220	1-3			
09/13/2019	vs UC Irvine	*5	1	0	2	.500	54	127	.425	1	1	18	.944	0	0	1.000	10	0	2	0	2	0	0	0	0	3	0	253	3-2			
09/13/2019	vs Loyola Chicago	*4	2	0	7	.286	50	112	.446	2	1	19	.947	0	0	.000	13	1	1	1	2	0	1	0	0	5	5	333	3-1			
09/14/2019	at Air Force	*4	3	2	8	.125	34	97	.351	0	1	20	.950	0	0	.000	13	0	1	0	1	0	1	0	0	3	5	202	3-1			
<b>Totals</b>		<b>37</b>	<b>31</b>	<b>7</b>	<b>82</b>	<b>.293</b>	<b>390</b>	<b>1129</b>	<b>.345</b>	<b>5</b>	<b>11</b>	<b>144</b>	<b>.924</b>	<b>0</b>	<b>3</b>	<b>1.000</b>	<b>104</b>	<b>2</b>	<b>11</b>	<b>4</b>	<b>7</b>	<b>6</b>	<b>43</b>	<b>5</b>	<b>0</b>	<b>0</b>	<b>0</b>	<b>0</b>	<b>0</b>	<b>0</b>	<b>0</b>	

Player Averages						
Sets Played	Kills per nset	Assists per set	Service aces per set	Digs per set	Blocks per set	Points per set
37	0.84	10.54	0.14	2.81	0.20	1.18



### TALYN JACKSON (TAL-lynn)

Sophomore | 5-11  
S | Gardnerville, Nev.

High School/Club Team  
Douglas | Silve State

Major: Criminology

# 23

#### AT THE NET

- Has played in all seven matches.
- Posted a season-high 43 assists, 12 digs and two blocks at VCU (9/10) for her second straight double-double.
- Recorded her first double-double of the season at Liberty (9/7) with 31 assists and 10 digs.
- Put down four kills at Miami (Ohio) (8/30), as well as a season-high 27 assists, four digs and a block.
- Had a near double-double against USC Upstate (8/30) with 24 assists and eight digs in the season opener.
- Appeared in 16 matches with one start in 2018.
- Filled in for setter Rhegan Mitchell against Robert Morris (9/1), drawing her first start and did not disappoint by posting 45 assists, 13 digs, two aces – all career highs – and two blocks.
- Enrolled in January 2018, practicing with the team in the spring and playing in its scrimmages.
- Four-year varsity letterwinner at Douglas HS.
- Named to the Class of 2018 Senior Aces Top 150.
- Tabbed Soph79 by PrepVolleyball.com.
- USA Volleyball High Performance Indoor Girls' Select National A1 Team member.

#### SEASON HIGHS

Kills.....6 vs. Davidson (9/7/19)  
 Hitting percentage......455 vs. Davidson (9/7/19)  
 Assists .....43 at VCU (9/10/19)  
 Aces .....2 vs. Elon (9/7/19)  
 Digs.....12 at VCU (9/10/19)  
 Blocks.....3 vs. Elon (9/7/19)

#### CAREER HIGHS

Kills.....6 vs. Davidson (9/7/19)  
 Hitting percentage..... 1.00 vs. Campbell (8/31/18)  
 Assists .....45 vs. Robert Morris (9/1/18)  
 Aces ..... 2, 2x, last vs. Elon (9/7/19)  
 Digs..... 13 vs. Robert Morris (9/1/18)  
 Blocks.....4 vs. William & Mary (8/31/18)

#### MATCH-BY-MATCH STATS

Date	Opponent	Attack				Set				Serve				Recept				Blocking				Team									
		SP	K	E	TA	PCT	A	TA	PCT	SA	SE	TA	PCT	RE	TA	PCT	BS	BA	BE	TOTAL	BHE	POINTS	HIT%	SCORE							
08/30/2019	vs USC Upstate	*4	0	0	0	.000	0	1	.000	1	1	4	.750	1	8	.875	0	0	0	0	0	0	0	0	0	1	0	234	3-1		
08/30/2019	at Miami (OH)	*4	0	0	1	.000	0	0	.000	0	0	0	.000	1	7	.857	5	0	0	0	0	0	0	0	0	0	0	164	1-3		
09/06/2019	vs Elon	*4	7	3	26	.154	0	2	.000	0	2	5	.600	0	18	1.000	10	0	1	0	1	0	0	0	0	7	5	214	3-1		
09/07/2019	vs Davidson	*3	7	5	28	.071	2	5	.400	0	0	10	1.000	1	20	.950	7	0	0	0	0	0	0	0	0	3	7	0	179	3-1	
09/07/2019	at Liberty	1	2	2	12	.000	0	4	.000	0	0	0	.000	10	40	.750	6	0	0	0	0	0	0	0	0	2	0	160	1-3		
09/10/2019	at VCU	*4	15	12	42	.071	1	4	.250	1	1	14	.929	0	13	1.000	6	0	1	0	1	0	0	0	0	16	5	220	1-3		
09/13/2019	vs UC Irvine	1	0	0	0	.000	0	0	.000	0	0	0	.000	0	0	.000	0	0	0	0	0	0	0	0	0	0	0	253	3-2		
<b>Totals</b>		<b>21</b>	<b>31</b>	<b>22</b>	<b>109</b>	<b>.083</b>	<b>3</b>	<b>16</b>	<b>.188</b>	<b>2</b>	<b>4</b>	<b>33</b>	<b>.879</b>	<b>13</b>	<b>106</b>	<b>.877</b>	<b>34</b>	<b>0</b>	<b>2</b>	<b>0</b>	<b>1</b>	<b>0</b>	<b>1</b>	<b>0</b>	<b>0</b>	<b>0</b>	<b>0</b>	<b>34</b>	<b>0</b>	<b>0</b>	<b>0</b>

Player Averages						
Sets Played	Kills per nset	Assists per set	Service aces per set	Digs per set	Blocks per set	Points per set
21	1.48	0.14	0.10	1.62	0.05	1.62



## NCAA STATS

Statistic	National Rank	Conference Rank	Value	National Leader	Value	Conference Leader	Value
Aces Per Set (332 ranked)	217	14	1.22	Gonzaga	3.41	Clemson	2.24
Assists Per Set (332 ranked)	83	5	12.22	Nicholls St.	20.33	Georgia Tech	13.57
Blocks Per Set (332 ranked)	85	6	2.26	Nicholls St.	4.25	Wake Forest	2.82
Digs Per Set (332 ranked)	22	1	17.37	Nicholls St.	26.50	Virginia Tech	17.37
Hitting Percentage (332 ranked)	219	12	0.214	Penn St.	0.432	Miami (FL)	0.331
Kills Per Set (332 ranked)	84	6	13.15	Nicholls St.	24.00	Georgia Tech	14.48
Match W-L Pctg. (302 ranked)	195	11	0.429	21 teams tied	1.000	Pittsburgh Wake Forest	1.000 1.000
Opp Hitting Percentage (332 ranked)	209	8	0.248	Penn St.	0.086	Pittsburgh	0.129
Team Assists (332 ranked)	32	2	330	Houston	460	Clemson	347
Team Attacks Per Set (332 ranked)	6	1	40.56	Nicholls St.	61.17	Virginia Tech	40.56
Team Digs (332 ranked)	9	1	469	Houston	558	Virginia Tech	469
Team Kills (332 ranked)	29	2	355	Houston	494	Clemson	379
Team Service Aces (332 ranked)	135	5	33	UMES	67	Clemson	65
Team Total Attacks (332 ranked)	4	1	1,095	Houston	1,437	Virginia Tech	1,095
Team Total Blocks (332 ranked)	35	2	61.0	VCU	96.5	Virginia	64.0

Statistic	Player	National Rank	Conference Rank	Value	National Leader	Value	Conference Leader	Value
Aces Per Set (146 ranked)					Ana Williams, Howard	1.33	Jane DeJarld, Boston College	0.75
Assists Per Set (150 ranked)	Talyn Jackson	47	4	10.50	Ana Williams, Howard	14.00	Savannah Vach, Miami (FL)	11.63
Attacks Per Set (150 ranked)	Marisa Cerchio	48	2	11.24	Amelia Johnson, Liberty	16.64	Ade Owokoniran, Duke	13.86
	Cera Powell	101	5	10.33				
Blocks Per Set (300 ranked)	Anabel Zier	82	5	1.25	Lily Cooper, Duke	2.13	Lily Cooper, Duke	2.13
	Marisa Cerchio	183	9	1.05				
Digs Per Set (150 ranked)	Logan Mosley	8	1	6.12	Jenna Story, Wright St.	6.88	Logan Mosley, Virginia Tech	6.12
Hitting Percentage (150 ranked)					Tyanna Omazic, Missouri	0.656	Caitlyn Della, Wake Forest	0.520
Kills Per Set (148 ranked)	Marisa Cerchio	27	2	4.57	Amelia Johnson, Liberty	7.21	Ade Owokoniran, Duke	5.64
Kills SG Highs (0 ranked)								
Points (150 ranked)	Marisa Cerchio	52	2	107.0	Abbie Jackson, Houston	182.0	Kaylin Korte, Clemson	111.0
Points Per Set (149 ranked)	Marisa Cerchio	33	2	5.10	Amelia Johnson, Liberty	8.29	Ade Owokoniran, Duke	5.89
Service Aces (106 ranked)					Maia Dvoracek, Cal Poly	26	Emily Curtis, Clemson	15
Total Assists (150 ranked)	Talyn Jackson	30	2	252	Abby Irvine, Houston	385	McKenna Slavik, Clemson	289
Total Attacks (144 ranked)	Marisa Cerchio	93	1	236	Abbie Jackson, Houston	428	Marisa Cerchio, Virginia Tech	236
Total Blocks (193 ranked)	Anabel Zier	38	3	30	Jasmin Sneed, VCU	50	Lily Cooper, Duke	32
	Marisa Cerchio	193	10	22				
Total Digs (300 ranked)	Logan Mosley	5	1	159	Katie Karbo, Houston	197	Logan Mosley, Virginia Tech	159
Total Kills (148 ranked)	Marisa Cerchio	43	1	96	Abbie Jackson, Houston	164	Marisa Cerchio, Virginia Tech	96
Triple Doubles (6 ranked)					Kalli Hegerle, North Dakota St.	4		



# LAST FOUR BOX SCORES

Site: 9/6/2019 Attendance: 79 Time: 9:56 pm  
 Date: 9/6/2019 Attendance: 79 Time: 9:56 pm  
 Officials:

Set Scores	1	2	3	4
Virginia Tech (3)	25	25	21	25
Elon (1)	19	18	25	19

**Virginia Tech (2-0)**

#	Player	SP	Attack				Set			Serve			Block			Defense		Rec	PTS
			K	E	TA	PCT	A	E	SA	SE	BS	BA	BE	DIG	BHE				
1	Smith, Kaitly	4	7	3	26	.154	0	0	0	2	0	1	0	10	0	0	0	7.5	
23	Jackson, Talyn	4	4	0	11	.364	38	1	2	1	0	3	0	8	2	0	0	7.5	
TM	TEAM	4	0	0	0	.000	0	0	0	0	0	0	0	0	0	0	1	0	
19	Cerchio, Marisa	3	13	1	32	.375	0	0	0	0	0	5	0	2	0	0	15.5		
22	Young, Kai	3	5	2	15	.200	0	0	0	0	0	7	0	0	0	0	8.5		
4	Mosley, Logan	3	0	0	1	.000	2	0	1	0	0	0	0	21	0	2	1		
10	Thomas, Kylie	2	0	0	1	.000	1	0	1	1	0	0	0	13	0	1	1		
2	Zier, Anabel	2	6	1	12	.417	0	0	0	0	0	1	7	1	0	0	10.5		
3	Powell, Cera	2	8	2	32	.188	0	0	0	0	0	4	0	0	0	0	10		
14	Talamazzi, Ester	1	0	0	5	.000	3	0	0	2	0	0	0	12	0	0	0		
<b>Totals</b>		<b>28</b>	<b>43</b>	<b>9</b>	<b>135</b>	<b>.252</b>	<b>44</b>	<b>1</b>	<b>4</b>	<b>6</b>	<b>1</b>	<b>27</b>	<b>1</b>	<b>66</b>	<b>2</b>	<b>4</b>	<b>61.5</b>		

Set	K	E	TA	%
1	11	2	38	0.237
2	11	3	31	0.258
3	12	6	50	0.12
4	12	2	35	0.286
<b>Totals</b>	<b>46</b>	<b>13</b>	<b>154</b>	<b>.214</b>

**Elon (1-0)**

#	Player	SP	Attack				Set			Serve			Block			Defense		Rec	PTS
			K	E	TA	PCT	A	E	SA	SE	BS	BA	BE	DIG	BHE				
2	Seman, Isabella	4	0	0	0	.000	6	0	2	0	0	0	0	24	1	0	0		
TM	TEAM	4	0	0	0	.000	0	0	0	0	0	0	0	2	0	2	18		
1	Daniel, Lash	3	18	12	44	.136	0	0	0	0	0	0	0	2	0	0	1		
9	Clark, Haylie	3	0	0	6	.000	20	0	1	0	0	0	0	13	0	0	1		
13	Krzeminski, Jenn	3	2	3	16	-.063	1	0	2	0	3	0	4	0	0	0	3.5		
10	Garcia, Kodi	2	1	1	6	.000	25	1	2	1	0	1	0	8	2	0	3.5		
11	Crabtree, Julia	2	1	0	1	1.000	0	0	0	0	0	0	1	0	0	1	0		
17	Azcue, Mikayla	2	1	1	7	.000	0	0	0	0	1	0	1	0	0	0	1.5		
15	Coli, Elizabeth	1	5	1	15	.267	0	0	0	0	3	0	1	0	0	0	6.5		
8	Cummings, Natalie	1	11	3	25	-.320	0	0	0	0	0	4	1	3	0	0	13		
12	Trowse, Kellyn	1	14	14	46	.000	0	0	0	1	0	1	1	13	0	1	14.5		
18	Gower, Jordan	1	0	0	1	.000	0	0	1	0	0	0	0	14	0	1	1		
<b>Totals</b>		<b>27</b>	<b>53</b>	<b>35</b>	<b>167</b>	<b>.108</b>	<b>52</b>	<b>1</b>	<b>4</b>	<b>7</b>	<b>0</b>	<b>13</b>	<b>2</b>	<b>84</b>	<b>3</b>	<b>4</b>	<b>63.5</b>		

Set	K	E	TA	%	Tie scores	1	2	3	4	Total
1	12	10	48	0.042	Lead changes	10	7	4	7	28
2	14	9	37	0.135	Lead changes	10	7	4	7	28
3	14	4	40	0.25						
4	12	12	42	0.024						
<b>Totals</b>	<b>53</b>	<b>35</b>	<b>167</b>	<b>.108</b>						

Site: 9/7/2019 Attendance: 62 Time: 4:58 pm  
 Date: 9/7/2019 Attendance: 62 Time: 4:58 pm  
 Officials:

Set Scores	1	2	3	4
Davidson (1)	25	23	21	16
Virginia Tech (3)	21	25	25	25

**Davidson (1-0)**

#	Player	SP	Attack				Set			Serve			Block			Defense		Rec	PTS
			K	E	TA	PCT	A	E	SA	SE	BS	BA	BE	DIG	BHE				
8	Treadwell, Josie	4	0	0	0	.000	4	0	0	1	0	0	0	26	0	0	0		
10	Champagne, Sydney	4	2	1	7	.143	35	1	0	0	0	0	0	14	1	0	2		
TM	TEAM	4	0	0	0	.000	0	0	0	0	0	0	0	0	0	0	0		
17	Kay, Malia	3	0	1	2	-.500	0	0	1	0	0	0	0	8	0	4	1		
7	Rodriguez, Hattie	3	14	10	52	.077	0	0	1	0	0	0	0	6	0	0	15		
19	Wynn, Madeline	3	7	2	21	.238	0	0	0	0	0	0	1	2	0	0	9		
11	Edman, Elisa	2	0	0	0	.000	3	0	2	0	0	0	0	10	0	0	2		
4	McLaughlin, Emma	1	7	4	21	.143	0	0	0	0	0	0	0	3	0	0	7		
9	Lehnertz, Remi	1	0	4	6	-.667	1	0	0	0	0	0	0	3	0	1	0		
1	Jennings, Allison	1	7	5	21	.095	0	0	0	1	0	2	0	2	0	0	8		
2	Kitzberger, Annalysa	1	1	4	13	-.231	0	0	0	0	0	0	0	1	0	0	1		
12	Albold, Laurny	1	1	0	2	-.500	0	0	0	1	0	0	0	1	1	0	0		
<b>Totals</b>		<b>28</b>	<b>39</b>	<b>31</b>	<b>145</b>	<b>.055</b>	<b>43</b>	<b>1</b>	<b>4</b>	<b>3</b>	<b>1</b>	<b>4</b>	<b>2</b>	<b>74</b>	<b>1</b>	<b>5</b>	<b>46.0</b>		

Set	K	E	TA	%
1	11	7	33	0.121
2	16	9	44	0.159
3	10	6	39	0.103
4	8	10	41	-0.049
<b>Totals</b>	<b>45</b>	<b>32</b>	<b>157</b>	<b>.083</b>

**Virginia Tech (2-0)**

#	Player	SP	Attack				Set			Serve			Block			Defense		Rec	PTS
			K	E	TA	PCT	A	E	SA	SE	BS	BA	BE	DIG	BHE				
4	Mosley, Logan	4	0	0	1	.000	3	0	2	0	0	0	0	39	0	1	1		
TM	TEAM	4	0	0	0	.000	0	0	0	0	0	0	0	0	0	0	0		
1	Smith, Kaitly	3	7	5	28	.071	2	0	0	0	0	0	0	7	1	1	7		
14	Talamazzi, Ester	3	1	3	9	-.222	3	0	2	2	0	0	0	8	0	0	3		
2	Zier, Anabel	3	8	4	20	.200	0	0	1	1	2	3	0	0	0	0	12.5		
10	Thomas, Kylie	2	0	0	0	.000	0	0	0	2	0	0	0	13	0	1	0		
3	Powell, Cera	2	7	1	28	.214	0	0	0	0	0	1	0	0	0	1	7.5		
19	Cerchio, Marisa	1	14	5	31	.290	0	0	0	0	0	4	0	0	0	0	16		
22	Young, Kai	1	3	3	15	.000	0	0	0	0	0	4	2	0	0	0	5		
11	Lynch, Sarah Jane	1	1	0	2	.500	5	0	1	0	1	0	0	2	0	0	11.5		
7	Wynner, Tessa	1	3	1	13	.154	0	0	1	0	0	0	0	1	1	0	4		
23	Jackson, Talyn	1	6	1	11	.455	37	0	2	0	0	1	1	6	0	0	6.5		
<b>Totals</b>		<b>26</b>	<b>50</b>	<b>23</b>	<b>158</b>	<b>.171</b>	<b>50</b>	<b>0</b>	<b>5</b>	<b>11</b>	<b>2</b>	<b>14</b>	<b>4</b>	<b>76</b>	<b>1</b>	<b>4</b>	<b>64.0</b>		

Set	K	E	TA	%	Tie scores	1	2	3	4	Total
1	10	7	37	0.081	Lead changes	4	8	9	2	23
2	13	3	41	0.244	Lead changes	4	8	9	2	23
3	17	8	48	0.188						
4	12	5	36	0.194						
<b>Totals</b>	<b>52</b>	<b>23</b>	<b>162</b>	<b>.179</b>						

Site: 9/7/2019 Attendance: 618 Time: 10:54 pm  
 Date: 9/7/2019 Attendance: 618 Time: 10:54 pm  
 Officials:

Set Scores	1	2	3	4
Virginia Tech (1)	25	22	15	16
Liberty (3)	23	25	25	21

**Virginia Tech (3-0)**

#	Player	SP	Attack				Set			Serve			Block			Defense		Rec	PTS
			K	E	TA	PCT	A	E	SA	SE	BS	BA	BE	DIG	BHE				
23	Jackson, Talyn	4	3	0	9	.333	31	0	1	0	0	1	10	0	0	0	3		
2	Zier, Anabel	4	4	2	23	.087	0	0	0	2	0	1	0	2	0	0	4.5		
4	Mosley, Logan	4	1	0	2	.500	4	0	0	0	0	0	0	16	0	2	1		
TM	TEAM	4	0	0	0	.000	0	0	0	0	0	0	0	0	0	0	1		
19	Cerchio, Marisa	2	13	4	35	.257	0	0	0	0	0	3	0	1					

### COMBINED SEASON STATS

##	Player	SP	Attack					Set		Serve			Dig		Blocking					PTS		
			K	K/S	E	TA	PCT	A	A/S	SA	SE	SA/S	RE	DIG	DIG/S	BS	BA	TOT/S	BLK/S		BE	BHE
	Caloyannides, Melody	0	0	0.00	0	0	.000	0	0.00	0	0	0.00	0	0	0.00	0	0	0	0.00	0	0	0.0
1	Smith, Kaity	21	31	1.48	22	109	.083	3	0.14	2	4	0.10	13	34	1.62	0	2	2	0.10	0	1	34.0
2	Zier, Anabel	30	65	2.17	25	178	.225	0	0.00	3	16	0.10	0	14	0.47	10	33	43	1.43	4	0	94.5
3	Powell, Cera	28	106	3.79	44	323	.192	1	0.04	3	2	0.11	2	23	0.82	2	16	18	0.64	0	1	119.0
4	Mosley, Logan	39	4	0.10	1	11	.273	36	0.92	10	4	0.26	13	206	5.28	0	0	0	0.00	0	0	14.0
5	Raffety, Carol	14	1	0.07	0	2	.500	7	0.50	4	9	0.29	3	27	1.93	0	0	0	0.00	0	0	5.0
6	Robinson, Angel	4	18	4.50	10	50	.160	1	0.25	0	0	0.00	0	0	0.00	2	8	10	2.50	0	0	24.0
7	Wyner, Tessa	24	90	3.75	39	260	.196	1	0.04	5	11	0.21	5	46	1.92	0	11	11	0.46	6	0	100.5
10	Thomas, Kylie	27	0	0.00	0	3	.000	7	0.26	6	8	0.22	12	88	3.26	0	0	0	0.00	0	0	6.0
11	Lynch, Sarah Jane	5	1	0.20	0	7	.143	31	6.20	0	1	0.00	0	8	1.60	0	1	1	0.20	0	0	1.5
14	Talamazzi, Ester	15	15	1.00	9	59	.102	7	0.47	4	11	0.27	1	47	3.13	0	1	1	0.07	0	0	19.5
16	Williams, Jennifer	0	0	0.00	0	0	.000	0	0.00	0	0	0.00	0	0	0.00	0	0	0	0.00	0	0	0.0
17	Tam, Rachel	6	0	0.00	0	0	.000	1	0.17	0	7	0.00	0	7	1.17	0	0	0	0.00	0	0	0.0
19	Cerchio, Marisa	29	133	4.59	45	327	.269	2	0.07	0	0	0.00	0	11	0.38	0	27	27	0.93	2	0	146.5
20	McKinzie, Abby	15	0	0.00	0	1	.000	0	0.00	2	2	0.13	2	16	1.07	0	0	0	0.00	0	0	2.0
22	Young, Kai	20	31	1.55	20	98	.112	0	0.00	0	0	0.00	0	3	0.15	1	28	29	1.45	8	0	46.0
23	Jackson, Talyn	37	31	0.84	7	82	.293	390	10.54	5	11	0.14	0	104	2.81	2	11	13	0.35	4	6	43.5
<b>VIRGINIA TECH</b>		<b>40</b>	<b>526</b>	<b>13.15</b>	<b>222</b>	<b>1510</b>	<b>.201</b>	<b>487</b>	<b>12.18</b>	<b>44</b>	<b>86</b>	<b>1.10</b>	<b>56</b>	<b>634</b>	<b>15.85</b>	<b>17</b>	<b>138</b>	<b>86</b>	<b>2.15</b>	<b>24</b>	<b>8</b>	<b>491.0</b>
<b>Opponents</b>		<b>40</b>	<b>558</b>	<b>13.95</b>	<b>253</b>	<b>1541</b>	<b>.198</b>	<b>525</b>	<b>13.13</b>	<b>58</b>	<b>115</b>	<b>1.45</b>	<b>44</b>	<b>636</b>	<b>15.90</b>	<b>13</b>	<b>116</b>	<b>71</b>	<b>1.78</b>	<b>16</b>	<b>14</b>	<b>522.0</b>

#### Team statistics

	VATECH	OPP
<b>ATTACK</b>		
Kills	526	558
Errors	222	253
Total Attacks	1510	1541
Attack Pct	.201	.198
Kills/Set	13.2	14
<b>SET</b>		
Assists	487	525
Attempts	1535	1604
Assist Pct	.317	.327
Assists/Set	12.2	13.1
<b>SERVE</b>		
Aces	44	58
Errors	86	115
Attempts	968	949
Serve Pct	.911	.879
Aces/Set	1.1	1.5
<b>SERVE RECEPTIONS</b>		
Errors	56	44
Errors/Set	1.4	1.1
Attempts	832	882
Reception Pct	.933	.999
<b>DEFENSE</b>		
Digs	634	636
Digs/Set	15.9	15.9
<b>BLOCKING</b>		
Block solo	17	13
Block Assist	138	116
Total Blocks	86	71
Blocks/Set	2.2	1.8
Block Errors	24	16
Ball handling errors	8	14
<b>ATTENDANCE</b>		
Total	0	1954
Dates/Avg Per Date	0/0	4/489
Neutral Site #/Avg	6/40	-
Current win streak	3	-
Home win streak	0	-

#### Team Results

Date	Opponent	Score	Score-by-set	Att.
08/30/2019	vs USC Upstate	W 3-1	25-11,25-27,25-22,25-12	0
08/30/2019	at Miami (OH)	L 1-3	21-25,20-25,25-18,17-25	564
08/31/2019	vs Northwestern	L 0-3	21-25,12-25,21-25	101
09/06/2019	vs Elon	W 3-1	25-19,25-18,21-25,25-19	79
09/07/2019	vs Davidson	W 3-1	21-25,25-23,25-21,25-16	62
09/07/2019	at Liberty	L 1-3	50-46,44-50,30-50,33-40	618
09/10/2019	at VCU	L 1-3	25-21,19-25,19-25,19-25	498
09/13/2019	vs UC Irvine	W 3-2	25-19,25-14,22-25,22-25,15-8	0
09/13/2019	vs Loyola Chicago	W 3-1	21-25,25-20,25-23,25-22	0
09/14/2019	at Air Force	W 3-1	25-15,25-19,23-25,25-21	274





**1**  
Kaity SMITH  
OH | 6-1 | So.  
Florence, Ky.



**2**  
Anabel ZIER  
MB/RS | 6-2 | Fr.  
Blacksburg, Va.  
(ZEER)



**3**  
Cera POWELL  
OH | 6-0 | Fr.  
Pittsboro, N.C.  
(SEER-uh)



**4**  
Logan MOSLEY  
L/DS | 5-6 | Fr.  
Apex, N.C.



**5**  
Carol RAFFETY  
L/DS | 5-11 | Sr.  
Novato, Calif.



**6**  
Angel ROBINSON  
MB | 6-0 | So.  
Norman, Okla.



**7**  
Tessa WYNER  
OH | 5-11 | So.  
Charleston, W.Va.




**10**  
Kylie THOMAS  
L/DS | 5-7 | Jr.  
Sterling, Va.



**11**  
Sarah Jane LYNCH  
S | 6-2 | So.  
Roswell, Ga.



**14**  
Ester TALAMAZZI  
OH | 6-0 | Sr.  
Campo Ligure, Genoa, Italy  
(Tal-uh-MAHT-zee)



**16**  
Jennifer WILLIAMS  
OH | 6-1 | r-Fr.  
Staunton, Va.



**17**  
Rachel TAM  
L/DS | 5-4 | Fr.  
Basking Ridge, N.J.



**19**  
Marisa CERCHIO  
MB/RS | 6-3 | Jr.  
Cincinnati, Ohio  
(SIR-ko)



**20**  
Abby McKINZIE  
L/DS | 5-9 | Sr.  
East Leroy, Mich.



**22**  
Kai YOUNG  
MB | 5-11 | Jr.  
Charlotte, N.C.



**23**  
Talyn JACKSON  
S | 5-11 | So.  
Gardnerville, Nev.  
(TAL-Lynn)



Jill WILSON  
Head Coach  
LSU, 2001




John WASIELEWSKI  
Associate Head Coach  
Penn State, 1990  
(Was-uh-LEW-ski)




Thomas AMBERG  
Assistant Coach  
UCLA, 2012



Leah JOSEPH  
Director of Operations  
Georgia Southern, 2016



Lauren REICHARD  
Volunteer Assistant Coach  
Georgia Southern, 2019  
(REE-kerd)



Kayla RESCO  
Head Manager

