



# HOKIES®

## 2019 Virginia Tech Softball Game Notes

### #ThisHome

April 6-7 | Games 36-38  
Duke Softball Stadium | Durham, N.C.

#### INFORMATION

##### No. 24/T20 Virginia Tech Hokies



Record.....30-5, 10-2 ACC  
All-Time Series.....Tied at 2-2  
Head Coach.....Pete D'Amour  
Record at School (Years).....30-5 (1st)

##### Duke Blue Devils



Record.....19-19, 8-4 ACC  
Series Under Young.....Tied at 2-2  
Head Coach.....Marissa Young  
Record at School (Years).....48-46 (2nd)

#### NUMBERS TO KNOW

# 2

• Of the 11 new Power Five head coaches, Tech's Pete D'Amour has the second-most wins with 30. Texas' Mike White leads with 32. (More on page 4)

# 5

• With Kelsey Bennett winning ACC Co-Player of the Week, that means five Hokies have earned a weekly honor from the ACC this season.

# 6

• Pitcher Carrie Eberle is tied for sixth nationally with 17 victories in the circle. She also is second in the ACC behind Florida State's Meghan King (19).

#### PROJECTED LINEUP

#	Name	BA	H	R	RBI	HR
9	Al Velazquez (RF)	.373	41	33	22	3
4	Darby Trull (CF)	.448	43	30	26	4
13	Caitlyn Nolan (SS)	.291	30	25	38	11
14	Emma Strouth (LF)	.407	46	37	45	9
8	Kelsey Bennett (3B)	.415	39	25	29	11
2	Jayne Bailey (2B)	.400	32	27	15	6
28	Grace Chavez (DP)	.459	17	9	16	5
16	Meredith Slaw (1B)	.302	13	1	13	3
18	Mackenzie Lawter (C)	.293	17	16	18	6
		<b>ERA</b>	<b>IP</b>	<b>K</b>	<b>BB</b>	<b>WL</b>
25	Carrie Eberle (P)	1.90	121.1	91	30	17-2

#### BASE TO BASE

- Ranked No. 24 in the USA Today/NFCA poll and tied with Michigan as No. 20 in the ESPN.com/USA Softball poll, the Virginia Tech softball team has won 13 of its last 14 games.
- Tech is coming off its fourth series win in ACC play, taking down Louisville 2-1 at home.
- Both of its wins were run-rules, marking the first time the Hokies have run-ruled in ACC team in consecutive games since 2009 and only the second time in school history.
- Though the Blue Devils are in their second year as a program, Tech and Duke do have some history. (More on page 9)
- In their most recent matchup, the Hokies won 4-0 in the first round of the ACC Champ.

#### WHO TO WATCH



• Third baseman Kelsey Bennett is coming off a big week, winning ACC Co-Player of the Week for the second time this season.

• She hit .600 (6 of 10) last week with eight RBIs, four runs scored and two home runs.

• Outfielder Darby Trull sure had her A-game in center last weekend, making four putouts.

• Two of those came this past Sunday in #SC-Top10 fashion, as the sophomore made some sweet diving/sliding catches (see right).



#### LAST TIME OUT

- Timely hitting once again carried No. 24/19 Virginia Tech softball to a run-rule victory over Louisville, 13-5 (6), at Tech Softball Park on Sunday, getting the rubber match for its fourth straight ACC series to its name.
- The Hokies racked up four home runs on the day by four different players, while pitcher Keely Rochard (13-3) got her second win of the series. She finished with eight strikeouts while surrendering five hits and five earned runs.

### 2019 Schedule

#### FEBRUARY

8	vs. (R/V/RV) WICHITA STATE <sup>1</sup>	CHARLESTON, S.C.	W, 11-3 [5]
8	vs. CENTRAL MICHIGAN <sup>1</sup>	CHARLESTON, S.C.	W, 6-0
9	vs. PURDUE <sup>1</sup>	CHARLESTON, S.C.	W, 7-4
9	AT COLLEGE OF CHARLESTON <sup>1</sup>	CHARLESTON, S.C.	W, 13-0 [5]
10	vs. PURDUE <sup>1</sup>	CHARLESTON, S.C.	W, 5-0
16	vs. DETROIT MERCY <sup>2</sup>	CHARLESTON, S.C.	W, 13-0 [5]
16	AT CHARLESTON SOUTHERN <sup>2</sup>	CHARLESTON, S.C.	W, 4-0
17	vs. ETSU <sup>2</sup>	CHARLESTON, S.C.	W, 8-3
17	AT CHARLESTON SOUTHERN <sup>2</sup>	CHARLESTON, S.C.	W, 10-0
22	vs. --/(RV) TEXAS STATE <sup>3</sup>	TAMPA, FLA.	L, 17-5 [5]
22	AT USF <sup>3</sup>	TAMPA, FLA.	L, 7-2
23	vs. GEORGIA STATE <sup>3</sup>	TAMPA, FLA.	W, 6-0
23	vs. --/(RV) TEXAS STATE <sup>3</sup>	TAMPA, FLA.	W, 10-0 [5]
24	vs. GEORGIA STATE <sup>3</sup>	TAMPA, FLA.	W, 5-1
27	AT RADFORD	RADFORD, VA.	W, 10-0 [5]

#### MARCH

1	AT No. 8/8 GEORGIA <sup>4</sup>	ATHENS, GA.	W, 7-6 [8]
2	vs. UAB <sup>4</sup>	ATHENS, GA.	W, 8-6
2	AT No. 8/8 GEORGIA <sup>4</sup>	ATHENS, GA.	L, 8-0 [5]
3	vs. UAB <sup>4</sup>	ATHENS, GA.	W, 4-1
9	GEORGIA TECH* (DH)	BLACKSBURG, VA.	W, 5-1
10	GEORGIA TECH* (DH)	BLACKSBURG, VA.	L, 10-7   W, 5-4
15	AT NC STATE*	RALEIGH, N.C.	W, 4-2
16	AT NC STATE*	RALEIGH, N.C.	W, 12-1
17	AT NC STATE*	RALEIGH, N.C.	W, 1-0
19	BINGHAMTON (DH)	BLACKSBURG, VA.	W, 12-0 [5]   W, 9-1 [5]
20	LIPSCOMB	BLACKSBURG, VA.	W, 9-7
22	AT PITT*	PITTSBURGH, PA.	W, 18-0 [5]
23	AT PITT*	PITTSBURGH, PA.	W, 9-1
24	AT PITT*	PITTSBURGH, PA.	W, 10-2
27	RADFORD	BLACKSBURG, VA.	W, 8-0 [5]
29	LOUISVILLE*	BLACKSBURG, VA.	L, 7-5
30	LOUISVILLE*	BLACKSBURG, VA.	W, 10-1 [5]
31	LOUISVILLE*	BLACKSBURG, VA.	W, 13-5 [6]

#### APRIL

6	AT DUKE* (DH)	DURHAM, N.C.	NOON & 2 P.M.
7	AT DUKE*	DURHAM, N.C.	1 P.M.
10	No. 20/18 JMU (DH)	BLACKSBURG, VA.	4 & 6 P.M.
12	VIRGINIA*	BLACKSBURG, VA.	6 P.M.
13	VIRGINIA*	BLACKSBURG, VA.	2 P.M.
14	VIRGINIA*	BLACKSBURG, VA.	1 P.M.
17	AT CHARLOTTE (DH)	CHARLOTTE, N.C.	4 & 6 P.M.
19	NORTH CAROLINA* (DH)	BLACKSBURG, VA.	4 & 6 P.M.
20	NORTH CAROLINA*	BLACKSBURG, VA.	1 P.M.
26	AT BOSTON COLLEGE*	CHESTNUT HILL, MASS.	6 P.M.
27	AT BOSTON COLLEGE*	CHESTNUT HILL, MASS.	1 P.M.
28	AT BOSTON COLLEGE*	CHESTNUT HILL, MASS.	NOON
30	LONGWOOD (DH)	BLACKSBURG, VA.	4 & 6 P.M.

#### MAY

4	WESTERN CAROLINA (DH)	BLACKSBURG, VA.	NOON & 2 P.M.
8-11	ACC TOURNAMENT	TALLAHASSEE, FLA.	TBA

CAPS = HOME | AT = ROAD | VS. = NEUTRAL SITE | \* = ACC CONFERENCE GAME | DH = DOUBLEHEADER

1 COUGAR CLASSIC | 2 WINGATE BY WYNDHAM INVITE | 3 USF-RAWLINGS INVITATIONAL | 4 BULLDOG CLASSIC

RANKINGS = USA TODAY/NFCA COACHES' POLL / ESPN.COM/USA SOFTBALL TOP 25

#### VIRGINIA TECH CONTACT

Lance Dozier  
Assistant Director, Strategic Communications  
Phone: (507) 993-1898  
Email: lance17@vt.edu

### SOCIAL



@HokiesSoftball



@HokiesSoftball



/HokieSoftball



@HokieSports



**NFCA Week 8 Top 25 Poll**

April 2 | *Opponents in italics*

Team (1st place)	Record	Points	Last
1 UCLA (32)	32-1	800	1
2 Oklahoma	32-2	763	2
3 Florida State	35-3	737	3
4 Alabama	36-2	693	4
5 Tennessee	27-6	660	5
6 Washington	29-6	650	7
7 LSU	31-7	575	8
8 Florida	29-8	565	6
9 Arizona	27-7	544	11
10 Louisiana	29-4	532	10
11 Texas	31-8	469	9
12 <i>Georgia</i>	28-10	416	12
13 Auburn	30-7	349	14
14 Arkansas	25-11	330	13
15 Texas Tech	29-6	321	15
16 Oklahoma State	26-10	282	21
17 South Carolina	25-10	276	16
18 Ole Miss	24-9	254	22
19 Minnesota	25-9	250	19
20 <i>JMU</i>	23-6	216	20
21 Arizona State	25-11	174	17
22 Kentucky	22-13	152	18
23 Michigan	23-10	99	23
<b>24 Virginia Tech</b>	<b>30-5</b>	<b>84</b>	<b>24</b>
25 Wisconsin	27-5	76	25

**Receiving Votes:** Northwestern (29), Colorado State (28), Stanford (24), Missouri (15), WKU (13), Ohio State (6), Boise State (5), Indiana (5), Illinois (4), Tulsa (2), Liberty (1), UNLV (1)

**USA Softball Week 8 Top 25 Poll**

April 2 | *Opponents in italics*

Team (1st place)	Record	Points	Last
1 UCLA (20)	32-1	500	1
2 Oklahoma	32-2	476	2
3 Florida State	35-3	457	3
4 Alabama	36-2	415	4
5 LSU	31-7	402	5
6 Washington	29-6	397	8
7 Tennessee	27-6	384	6
8 Arizona	27-7	364	9
9 Florida	29-8	316	7
10 Louisiana	29-4	312	11
11 Texas	31-8	287	10
12 Minnesota	25-9	262	15
13 Oklahoma State	26-10	261	16
14 Auburn	30-7	210	12
15 Texas Tech	29-6	189	14
16 Georgia	28-10	172	18
17 Ole Miss	24-9	164	22
18 <i>JMU</i>	23-6	148	21
19 Arizona State	25-11	145	13
T20 <i>Michigan</i>	23-10	115	23
<b>T20 Virginia Tech</b>	<b>30-5</b>	<b>115</b>	<b>19</b>
22 Arkansas	25-11	106	20
23 Kentucky	22-13	80	17
24 Stanford	25-5	52	24
25 Northwestern	25-7	40	RV

**Receiving Votes:** Wisconsin (33), South Carolina (28), Missouri (16), Tulsa (15), UCF (11), Indiana (8), Ohio State (6), Colorado State (4), South Florida (4), Illinois (2), Florida Gulf Coast (1), UNLV (1), WKU (1)

**QUICK FACTS**

University Name	.....Virginia Tech
Location	.....Blacksburg, Va.
Founded	.....1872
Enrollment	.....34,440
President	.....Dr. Timothy Sands
Director of Athletics	.....Whit Babcock
Nickname	.....Hokies
Mascot	.....Hokie Bird
Colors	.....Chicago Maroon and Burnt Orange
Affiliation	.....NCAA Division I
Conference	.....Atlantic Coast

**2018 INFORMATION, 2019 PREVIEW**

Overall Record	.....23-30
ACC Record	.....7-14 (10th)
Starters Returning	.....6
Letterwinners Returning/Lost	.....13/10
Newcomers	.....9
Home Field	.....Tech Softball Park
Capacity	.....1,024

**No. Name Pos. Ht. Yr. Hometown/High School/Last School**

00 Jada Crittendon	OF	5-1	R-Fr.	Norfolk, Va. / Granby
2 Jayme Bailey	U	5-5	Fr.	Scott Depot, W.Va. / Hurricane
3 Keely Rochard	P	5-8	So.	Williamsburg, Va. / Warhill
4 Darby Trull	OF	5-3	So.	Fort Mill, S.C. / Nation Ford
5 Dani Hugney	IF	5-4	Jr.	Fairfax Station, Va. / Robinson Secondary School
6 Lauren Duff	C	5-8	Sr.	Chesapeake, Va. / Hickory
7 Keara Napoli	P	5-6	So.	Alpharetta, Ga. / Cambridge / Georgia
8 Kelsey Bennett	IF	5-5	Fr.	Jefferson, Ga. / Buford
9 Al Velazquez	OF	5-5	So.	Aurora, Colo. / Chanhassen / Minnesota
10 Olivia Lattin	IF	5-6	Sr.	Kingston, N.Y. / Kingston
11 Cana Davis	OF	5-9	So.	Harrisonburg, Va. / Turner Ashby
13 Caitlyn Nolan	IF	5-7	Sr.	Bennettsville, S.C. / Marlboro County
14 Emma Strouth	OF	5-7	Sr.	Julian, N.C. / Southeast Guilford
16 Meredith Slaw	IF	5-11	Fr.	Warsaw, Va. / Rappahannock
18 Mackenzie Lawter	C	5-5	So.	South Boston, Va. / Halifax County
19 Kinsey Johnson	OF	5-9	Sr.	Highland, Md. / River Hill
20 Sierra Walton	C/IF	5-7	Sr.	Des Moines, Iowa / Dowling Catholic/Indian Hills CC
21 Stacy Kalt	U	5-6	Fr.	Fallon, Nev. / Churchill
22 Mara Strum	P	6-1	Fr.	Vinton, Va. / William Byrd
25 Carrie Eberle	P	6-0	Jr.	Charlotte, N.C. / Charlotte Catholic
28 Grace Chavez	C	5-9	Fr.	Las Vegas, Nev. / West Career and Technical Academy
29 Maddi Banks	U	5-6	Fr.	Bettendorf, Iowa / Bettendorf
31 Kayleigh Addington	C	5-7	So.	Lexington, Va. / Rockbridge

**Softball Staff:**

- Head Coach:** Pete D'Amour (First season)
- Assistant Coach:** Kirin Kumar (First season)
- Assistant Coach:** Doug Gillis (First season)
- Volunteer Assistant Coach:** Matt Guemmer (First season)
- Coordinator of Player Development:** Sami Fagan (First season)
- Director of Operations:** Whitney Davis Showalter (Fifth season)
- Recruiting Assistant:** Lexi Denny (Second season)

**Pronunciations:**

- Jada Crittendon: Jay-duh
- Jayme Bailey: JAY-me
- Keely Rochard: KEY-lee row-SHARD
- Dani Hugney: HUGH-gknee
- Keara Napoli: KEER-uh
- Cana Davis: KAY-nuh
- Emma Strouth: StrOWth
- Sierra Walton: See-AIR-uh
- Mara Strum: Mare-uh
- Carrie Eberle: Eb-er-lee
- Grace Chavez: SHAW-vez
- Al Velazquez: Vuh-LAZ-kez
- Pete D'Amour: Duh-More
- Kirin Kumar: Kier-in
- Matt Guemmer: Gim-mer





**ACC Standings**

Atlantic

Team	Overall	ACC	Pct.
1. No. 3/3 Florida State	36-3	8-1	.923
2. Louisville	23-12	4-5	.657
Notre Dame	21-12	4-5	.636
Syracuse	14-19	4-5	.424
5. Boston College	10-20	3-6	.333
6. NC State	20-16	2-7	.556

Coastal

1. <b>No. 24/T20 Virginia Tech</b>	<b>30-5</b>	<b>10-2</b>	<b>.857</b>
2. North Carolina	19-13	8-4	.594
Duke	19-19	8-4	.500
4. Georgia Tech	23-16	5-7	.590
Virginia	16-18	5-7	.417
6. Pitt	5-29	2-10	.147

**Preseason ACC Coaches' Poll**

1. Florida State (121 points, 11 first-place votes)
2. Notre Dame (102 points)
3. North Carolina (95 points)
4. Pitt (88 points)
5. Louisville (75 points)
6. Duke (69 points)
7. Georgia Tech (55 points)
8. Syracuse (51 points)
9. Boston College (47 points)
10. **Virginia Tech (41 points, 1 first-place vote)**
11. NC State (29 points)
12. Virginia (19 points)

**ACC Preseason All-Conference**

- Raine Wilson, JR, IF, Duke  
 Carsyn Gordon, SR, IF, Florida State  
 Sydney Sherrill, SO, IF, Florida State  
 Sidney Melton, SR, IF, Louisville  
 Olivia Gray, SR, IF, Pitt  
 Zoe Casas, SR, OF, Florida State  
 Kiani Ramsey, SR, OF, North Carolina  
 Bryce Holmgren, SR, OF, Syracuse  
 Abby Sweet, SO, OF, Notre Dame  
 Meghan King, SR, P, Florida State  
 Brittany Pickett, JR, P, North Carolina  
 Alexa Romero, JR, P, Syracuse

**Carrie Eberle, JR, P, Virginia Tech**

- Anna Shelnut, JR, C, Florida State  
 Megan Hensley, SR, DP, Louisville

**GREENSBORO, N.C.** – Reigning national champion Florida State led all ACC teams with five selections to the inaugural Preseason All-ACC Softball Team and was chosen as the favorite in a vote of the league's 12 head coaches.

The Seminoles have won five straight ACC Softball Championships, and received all 11 possible first-place votes, as coaches were not allowed to vote for their own teams.

Louisville, North Carolina and Syracuse have two representatives each on the preseason team, with Duke, Notre Dame, Pitt and Virginia Tech earning one selection each.

The preseason squad includes nine members named 2018 First Team All-ACC, and five named Second Team All-ACC last year.

**OH, WE'RE HALFWAY THERE**

- The Hokies, sitting at the halfway point of conference play, boast a 10-2 record, the second-best winning percentage (.833) in the ACC.
- The 10-2 mark is their best record halfway through ACC play in school history.
- Tech has two road trips and two home series left in league play, playing Duke and Boston College at their friendly confines and playing host to in-state rival Virginia and North Carolina.

**TECH IN THE POLLS**

- Tech finds itself No. 24 in the USA Today/NFCA Top 25 for the second straight week, while dropping one spot to tied for No. 20 with Michigan in the ESPN.com/USA Softball Top 25.
- The Hokies move up one spot to No. 19 in Softball America, drop three to No. 21 in Fastpitch News and move up one to No. 21 College Sports Madness. (More on page 4)
- No. 19 is the highest Tech has been this year in USA Softball's poll, which was last week. The last time Tech was as high as No. 19 in the poll was on March 20, 2013.

**DYNAMIC DUO**

- Kelsey Bennett and Jayme Bailey make Tech one of only three teams in the country to boast two freshmen with batting averages over .400, joining Hofstra and Howard.
- Bennett is batting .415 and Bailey is hitting .400, making them two of only 16 freshmen in Division I to bat north of .400.
- They also are two of only seven Power Five freshmen with a batting clip of .400 or better, making the Hokies the only school in the Power Five to have two.

Name	Pos.	Games	At-bats	Hits	BA
Kelli Godin (UCLA)	OF	30	66	34	.515
Jazmyn Rollin (Missouri)	IF	29	67	29	.433
Taylor Okada (Maryland)	IF	26	94	40	.426
Grace Green (Oklahoma)	IF	34	87	37	.425
<b>Kelsey Bennett (VT)</b>	<b>IF</b>	<b>35</b>	<b>94</b>	<b>39</b>	<b>.415</b>
Lexie Blair (Michigan)	OF	34	110	44	.400
<b>Jayme Bailey (VT)</b>	<b>U</b>	<b>32</b>	<b>80</b>	<b>32</b>	<b>.400</b>

**DYNAMIC DUO - PART II**

- As Bennett and Bailey get it done at the plate, Carrie Eberle (17-2) and Keely Roehard (13-3) have put some work in the circle, as the two are the only pitchers to have 13 or more wins on the same team in the nation.
- The next closest are No. 4/4 Alabama, No. 15/15 Texas Tech and No. 6/6 Washington with having two pitchers who own 12-plus wins each.

**ON THE OFFENSIVE**

- Outfielder Darby Trull has the best batting average in the ACC and ranks 20th nationally with a .448 clip.
- She is joined by third baseman Kelsey Bennett (.415, 7th) and outfielder Emma Strouth (.407, 9th) in the top 10 of the league.
- Strouth leads the ACC in RBIs on the year, racking up 45, which ranks sixth in the land. Shortstop Caitlyn Nolan isn't far behind, owning the fifth most in the league and 26th nationally with 38.

**SHUFFLE AND FOLD**

- The Hokies dealt a pretty good hand to the Cards this past week, winning the series over Louisville, 2-1, and outscored the Cards 28-13 in Blacksburg.
- The two wins for Tech were run-rules, marking only the second time in school history the Hokies have run-ruled an ACC team in back-to-back games.
- The last time that happened was against Boston College on April 11, 2009, in a doubleheader. Tech won the first game 14-6 in six innings and the second game 9-1 in six innings.
- Tech had the better batting average, .354-.260, HR total, 7-2, and slugging percentage, .671-.452. Defensively, it made zero errors compared to UofL's five.

**A LOOK AT THE RPI**

- The Hokies sit at No. 28 in the latest RPI ranking, the third of the season. It ties their highest spot they've been this season, as they opened in the first ranking on March 28 in the same spot.
- They were No. 30 last week, meaning they've moved up two spots to take the second-best RPI in the ACC. No. 3/3 Florida State is at the top spot.
- The Blue Devils own the No. 102 spot, the eighth-best in the conference. Tech is 17-0 against teams that are in the range of No. 101-297 in the RPI.

**DIAPER DANDIES**

- A select few have started at third base in every game as freshmen in the Power Five.
- The few are three players, including Baylor's Kassy Krupit, Oregon's Rachel Cid and Virginia Tech's Kelsey Bennett.

Name	Assists	Hits	RBIs	HRs	BA
Kelsey Bennett (VT)	62	39	29	11	.415
Rachel Cid (Oregon)	28	23	20	6	.258
Kassidy Krupit (Baylor)	45	27	22	7	.257

**OUT AHEAD**

- The Hokies typically get off to a fast start, outscoring their opponents 158-21 in the first three innings of the game.
- They have outscored their opponents 49-8 in the first inning, 48-6 in the second and 61-7 in the third.
- Tech is 29-2 when it scores first this year.

**THE BEST IN THE LAND**

- Tech is one of the best teams in the land at the plate, owning the third-best batting average.

School	Games	At-bats	Hits	BA
Oklahoma (Big 12)	34	892	336	.377
Florida State (ACC)	39	1,016	369	.363
<b>Virginia Tech (ACC)</b>	<b>35</b>	<b>957</b>	<b>342</b>	<b>.357</b>
George Wash. (A-10)	38	1,069	380	.355
Louisiana (Sun Belt)	34	875	302	.345

**A WIN WOULD**

- A series win for Tech would make it five ACC series wins in a row, extending its best start in school history since it joined the league for the 2005 season.
- Avenge its previous series loss from 2018 in Blacksburg and giving Tech the all-time series advantage.
- It would tie the second-most ACC road series wins in program history with three, tying the 2012, 2007 and 2006 teams.
- The school record is a perfect four ACC road series wins in 2008, when the Hokies took down Georgia Tech, NC State, Maryland and Boston College.



**MISCELLANEOUS**

Multiple Hit Games	2	3	4	5+	Total
14 Emma Strouth	9	4	-	-	13
9 Al Velazquez	11	1	-	-	12
4 Darby Trull	6	4	2	-	12
8 Kelsey Bennett	8	2	-	-	10
2 Jayme Bailey	8	1	-	-	9
13 Caitlyn Nolan	7	2	-	-	9
29 Maddi Banks	4	1	-	-	5
18 Mackenzie Lawter	1	2	-	-	3
6 Lauren Duff	3	-	-	-	3
28 Grace Chavez	3	-	-	-	3
10 Olivia Lattin	1	1	-	-	2
16 Meredith Slaw	1	-	-	-	1
20 Sierra Walton	1	-	-	-	1
TEAM	63	18	2	0	83

Hitting Streaks	Longest	Current
14 Emma Strouth	10	4
28 Grace Chavez	10	10
9 Al Velazquez	10	2
4 Darby Trull	9	1
8 Kelsey Bennett	8	8
2 Jayme Bailey	7	2
13 Caitlyn Nolan	7	1
6 Lauren Duff	6	-
18 Mackenzie Lawter	5	1
11 Cana Davis	4	-
16 Meredith Slaw	4	3
20 Sierra Walton	3	-
10 Olivia Lattin	3	3
29 Maddi Banks	3	3
25 Carrie Eberle	2	-
12 Hannah Jones	1	-
21 Stacy Kalt	1	1
5 Dani Hugney	1	-
19 Kinsey Johnson	1	-
0 Jada Crittendon	1	-

Multiple RBI Games	2	3	4	5+	Total
14 Emma Strouth	10	1	4	-	15
13 Caitlyn Nolan	3	5	2	-	10
8 Kelsey Bennett	4	2	2	-	8
4 Darby Trull	3	4	-	-	7
9 Al Velazquez	2	2	1	-	5
28 Grace Chavez	3	1	-	-	4
18 Mackenzie Lawter	2	-	1	1	4
2 Jayme Bailey	4	-	-	-	4
16 Meredith Slaw	3	1	-	-	4
20 Sierra Walton	3	-	-	-	3
12 Hannah Jones	-	1	-	-	1
29 Maddi Banks	1	-	-	-	1
TEAM	38	17	10	1	66

Reached Base Streaks	Longest	Current
9 Al Velazquez	21	21
2 Jayme Bailey	14	2
28 Grace Chavez	12	12
4 Darby Trull	11	11
8 Kelsey Bennett	10	9
13 Caitlyn Nolan	10	5
14 Emma Strouth	10	10
6 Lauren Duff	9	-
18 Mackenzie Lawter	8	1
20 Sierra Walton	5	-
11 Cana Davis	5	-
29 Maddi Banks	5	3
16 Meredith Slaw	4	3
10 Olivia Lattin	3	3
19 Kinsey Johnson	2	-
21 Stacy Kalt	2	1
25 Carrie Eberle	2	-
12 Hannah Jones	2	-
0 Jada Crittendon	1	-
5 Dani Hugney	1	-



**HOKIES IN THE POLLS**

	NCAA	USA Softball	Softball America	Fastpitch News	College Sports Madness
P	RV	RV	-	-	-
W1	RV	RV	-	-	-
W2	RV	RV	25	21	-
W3	RV	RV	-	-	-
W4	RV	RV	-	24	24
W5	RV	RV	-	23	25
W6	RV	24	23	24	23
W7	24	19	20	18	22
W8	24	T20	19	21	21
W9	-	-	-	-	-
W10	-	-	-	-	-
W11	-	-	-	-	-
W12	-	-	-	-	-
W13	-	-	-	-	-
W14	-	-	-	-	-
W15	-	-	-	-	-
Final	-	-	-	-	-

**ACC AWARDS**

- Two times this season, the Hokies swept the weekly awards honored by the league office.
- After opening weekend, Caitlyn Nolan earned Player of the Week while Keely Rocharad was tabbed Co-Pitcher of the Week on Feb. 12.
- The ACC selected two Hokies on March 12 - Kelsey Bennett (Player) and Carrie Eberle (Pitcher).
- On April 2, Bennett earned her second ACC Co-Player of the Week.

**STREAKY**

- Outfielder and leadoff hitter Al Velazquez currently owns an impressive 21-game reached base streak.
- Designated player Grace Chavez has a streak of her own, a 10-game hitting streak. (More info to the left).

**THE GOOSE EGG**

- Tech is tied for having the most shutouts in the ACC with No. 3/3 Florida State with 13.
- Its latest victim was Radford, 8-0, in five innings on March 27.

**THE MAGIC FIVE**

- Mackenzie Lawter put together quite the game at Pitt on March 23, hitting a grand slam and then getting an RBI single later.
- Her two timely hits got her five RBIs, marking the most by a Hokie this season and the most since Feb. 9, 2018, when Carrie Eberle did it versus Florida A&M.

**A 10-SPOT**

- The Hokies can score in bunches, as they have put that on display all year long. Their biggest bunch of the season came on March 19 versus Binghamton, with them scoring 10 runs in an inning.
- Three homers in the second did the trick, thanks to Grace Chavez and Mackenzie Lawter, who did it twice.
- Tech followed it up with a nine-run inning vs. Pitt later that weekend on March 22.

**LIKE I'M JORDAN, '96, '97**

- Opening weekend, the Hokies had two players hit back-to-back home runs in Emma Strouth and Caitlyn Nolan against Central Michigan on Feb. 9.
- Seven days later, two different players did the same thing, as Hannah Jones and Maddi Banks cranked out two in a row versus Detroit Mercy on Feb. 16.
- At Georgia on March 1, Meredith Slaw and Caitlyn Nolan had back-to-back HRs against UAB on Sunday.
- For the fourth time this season, consecutive homers happened at Pitt on March 23, when Emma Strouth hit a three-run blast in the fifth inning and then Kelsey Bennett followed suit with a solo shot to center field as well.
- Against Louisville on March 31, Tech did it for the fifth time this year, as Mackenzie Lawter hit a three-run shot and Al Velazquez went deep for a solo HR.

**IT'S BEEN A MINUTE**

- When the Hokies beat the eighth-ranked Georgia Bulldogs on March 1, it marked their first win over a top 10-opponent since 2016 vs. No. 6 JMU.
- It also marked Tech's first road win over a ranked opponent since May 19, 2013, when Tech beat No. 17 Kentucky in an NCAA Regional.
- Darby Trull hit the would be game-winning RBI in the top of the eighth to win it versus the Bulldogs, knocking in Maddi Banks.

**ROCHARD MAKES HISTORY**

- Sophomore Keely Rocharad was on her A-game in the circle in February, facing 38 batters and not surrendering a hit and only allowing three walks to Detroit Mercy and Charleston Southern.
- Her two no-hitters made her the third player in school history to have consecutive no-nos, joining Clarisa Crowell (1999) and Ashlee Dobbe (2000).
- She also became the first player since 2000 to accomplish the feat and only the sixth Hokie to post two or more no-hitters, as well as the first no-hitter since Feb. 24, 2017, when Aysha Richardson did it against Seton Hall in five innings.

Name	No-nos	Ex. Inn.	7 IP	5/6 IP	vs. P5
Anglea Tincer (05-08)	14	2	9	3	5
Ashlee Dobbe (99-02)	8	0	5	2	2
Clarissa Crowell (99-02)	4	0	4	0	1
Kelly Heinz (13-15)	3	0	0	3	0
Katie Maynard (03-06)	2	1	1	0	0
<b>Keely Rocharad (18-19)</b>	<b>2</b>	<b>0</b>	<b>1</b>	<b>1</b>	<b>0</b>

**STROUTH RISING IN TRIPLES**

- Senior Emma Strouth, a speedster in the outfield, also gets it done out of the box as she is now No. 2 all-time in the record books, following her triple against Purdue on Feb. 10.
- She is three away from tying the Hokies' all-time leader in Bronwyn Blair, who set the record at 12 her senior year in 2001.

Name	Game	Triples
Bronwyn Blair	1998-01	12
<b>Emma Strouth</b>	<b>2016-19</b>	<b>9</b>
Ashton Ward	2010-11	8
Charisse Mariconda	2006-09	8
Carmen Farmer	2000-03	8
Michelle Meadows	1997-00	8
Melissa Sanderson	1996	8

**ON THE COVER OF LETHAL WEAPON**

- Third baseman Kelsey Bennett hit back-to-back home runs against [RV] Texas State, accomplishing the feat in the third and fifth frames.
- The Georgia native became the first Hokie to do so since March 10, 2017, when Breanna Davenport did it versus No. 1 Florida State.
- Bennett also was the first freshman to hit two homers in the same game since April 30, 2016, when Lauren Duff did it against rival Virginia. It marked the ninth time a freshman has ever hit two out of the park in the same contest.
- To top Bennett, Mackenzie Lawter hit back-to-back in the same inning, knocking two out in the second frame versus Bimghamton on March 19.

**BEST STARTS IN SCHOOL HISTORY**

- With the Hokies starting the season 9-0 after winning two tourneys in Charleston, they tie the second-best start in school history.
- Below is the best starts in school history and how those teams ended up.

Year	Start	Overall Record	Postseason
2006	10-0	39-22 (12-8 ACC)	Regionals (Knoxville)
<b>2019</b>	<b>9-0</b>	<b>13-2 (0-0 ACC)</b>	
2015	9-0	34-23 (9-14 ACC)	Regionals (Knoxville)
2012	7-0	43-21 (12-8 ACC)	Regionals (Knoxville)



### DOUBLE DOWN

- Outfielder Emma Strouth was on a tear in March, getting a double in three straight games for the first time of her career (March 19-20).
- Ironically, it had been a while since she last had a two-bagger, getting it before her hot streak on Feb. 10 opening weekend versus Purdue.

### A WEEKEND FOR FIRSTS

- The long ball was a common theme for the Hokies in Charleston the second week of the season, seeing six players hit a home run. Of the six, five did it for the first time at the college level. The five consisted of three freshmen and two sophomores.
- For the first-timers, freshman Maddi Banks homered to center versus Detroit Mercy to start it off.
- Sophomore Mackenzie Lawter drilled one through the left-field line against ETSU for a solo HR.
- Fellow sophomore Darby Trull answered two innings later with a solo shot to right center.
- Against Charleston Southern, freshman Kelsey Bennett belted a solo one to left center.
- And in the top of the seventh versus Charleston Southern, freshman Meredith Slaw pinch-hit and sent a rocket to right center, a three-run shot.

### YOUTH MOVEMENT

- With three-year starter Olivia Lattin going down to injury opening weekend, second base came open and freshman Maddi Banks has filled that role.
- Fellow freshmen Kelsey Bennett and Jayme Bailey have enjoyed early playing time, as the two play in the infield at third and first base.
- The outfield has two underclassmen start as well, with sophomores Darby Trull (CF) and Al Velazquez (RF) holding it down, while Mackenzie Lawter is behind the dish.
- That means the five of the eight positions, excluding pitcher, are underclassmen. But the two seniors are key in LF Emma Strouth (.407, 45 RBIs) and SS Caitlyn Nolan (.291, 38 RBIs).

### MARGIN OF VICTORY

- In Tech's 13-0 victory over College of Charleston on Feb. 9, the 13-run differential tied the seventh-best scoring margin in a win in school history.
- The Hokies followed it up a week later, beating Detroit Mercy by the same score, 13-0, on Feb. 16.
- Versus Pitt on March 23 in the first game of a doubleheader, Tech won 18-0 in five innings, tying the second-biggest margin of victory in school history and set the biggest margin of victory in a conference game in program history.

Opponent	Date	Score	Location
Morgan State	March 20, 2014	22-2 (20)	Blacksburg, Va.
Pitt	March 23, 2019	18-0 (18)	Pittsburgh, Pa.
Florida A&M	Feb. 9, 2018	19-1 (18)	Gulf Shores, Ala.
Seton Hall	Feb. 21, 2015	18-0 (18)	Greenville, N.C.
St. Louis	Feb. 28, 1998	19-3 (16)	Atlanta, Ga.
Virginia	April 30, 2016	15-0 (15)	Blacksburg, Va.
Radford	March 30, 2002	15-0 (15)	Blacksburg, Va.
Detroit Mercy	Feb. 16, 2019	13-0 (13)	Charleston, S.C.
Col. of Charleston	Feb. 9, 2019	13-0 (13)	Charleston, S.C.
Seton Hall	Feb. 24, 2017	13-0 (13)	Greenville, N.C.
George Mason	March 7, 2004	15-2 (13)	Kissimme, Fla.
NC A&T	April 25, 1998	15-2 (13)	Blacksburg, Va.
St. Bonaventure	April 12, 1998	13-0 (13)	Blacksburg, Va.

### AGAINST THE POWER FIVE

- While at Kennesaw State, Coach D'Amour had a knack for winning against teams from a Power Five conference.
- D'Amour took down four Power Five schools, including two in extra innings.

Date	School	Site	Score
Feb. 25, 2018	Illinois	Kennesaw, Ga.	5-4 (8)
March 10, 2018	Michigan State	Kennesaw, Ga.	W, 9-8
March 11, 2018	Michigan State	Kennesaw, Ga.	W, 7-3
March 25, 2018	NC State	Raleigh, N.C.	W, 8-2
April 11, 2018	Georgia Tech	Kennesaw, Ga.	W, 1-0 (10)

### NEW POWER FIVE HEAD COACHES

- The offseason was an eventful one for the coaching carousel, especially in the Power Five. There were 58 coaching changes in Division I, including 11 in the Power Five.
- D'Amour was one of the 11 and he is one of seven that came from a mid-major as a head coach. Two were sitting Power Five head coaches (Texas' Mike White and Louisville's Holly Aprile) and two were Power Five assistant coaches (Oregon's Melyssa Lombardi and Kansas' Jennifer McFalls).
- Interestingly enough, of the 11 Power Five head coaching moves, the ACC was the conference with the most change (5 moves), making up 45 percent.

Name	Old School	Title	New School
Larissa Anderson	Hofstra	HC	Missouri
Holly Aprile	Pitt	HC	Louisville
Kristen Butler	Toledo	HC	Rutgers
<b>Pete D'Amour</b>	<b>Kennesaw State</b>	<b>HC</b>	<b>Virginia Tech</b>
Shannon Doepking	Dartmouth	HC	Syracuse
Renee Gillispie	UCF	HC	Iowa
Jodi Hermanek	Ohio	HC	Pitt
Melyssa Lombardi	Oklahoma	Ass.	Oregon
Jennifer McFalls	Texas	Ass.	Kansas
Jennifer Patrick-Swift	St. Francis	HC	NC State
Mike White	Oregon	HC	Texas

### NFCA TIDBITS

- When Caitlyn Nolan was named NFCA DI National Player of the Week on Feb. 12 and teammate Keely Rochard followed up with NFCA DI National Pitcher of the Week the next week on Feb. 19, it made history.
- Since 2015, it had only happened three times that a school repeated national player of the week. However, it was the same person in each instance, making Tech's situation the first in the last four years.

Name	School	Position	Year
Ally Carda	UCLA	Pitcher	2015
Shelby Turnier	UCF	Pitcher	2015
Rachel Garcia	UCLA	Pitcher	2018
<b>Caitlyn Nolan/Keely Rochard</b>	<b>VT</b>	<b>SS/P</b>	<b>2019</b>

## STARTERS SUMMARY

Player	GS	Position										Batting Order												
		p	c	1b	2b	3b	ss	lf	cf	rf	of	dh	1st	2nd	3rd	4th	5th	6th	7th	8th	9th			
8 Kelsey Bennett	35	.	.	.	.	35	.	.	.	.	.	.	.	.	.	.	1	.	17	13	3	1	.	
13 Caitlyn Nolan	35	.	.	.	.	.	35	.	.	.	.	.	.	.	.	.	.	9	22	.	1	3	.	.
14 Emma Strouth	35	.	.	.	.	.	.	35	.	.	.	.	.	.	.	.	1	4	13	13	4	.	.	.
9 Al Velazquez	34	.	.	.	.	.	.	.	.	.	.	33	.	1	.	.	31	3	.	.	.	.	.	.
4 Darby Trull	31	.	.	.	.	.	.	.	.	31	.	.	.	.	.	.	.	30	.	.	.	.	.	1
2 Jayme Bailey	30	.	.	26	4	.	.	.	.	.	.	.	.	.	.	.	1	1	3	.	.	8	14	3
29 Maddi Banks	30	.	.	.	28	.	.	.	.	2	.	.	.	.	.	.	.	.	.	.	.	.	1	28
18 Mackenzie Law	25	.	25	.	.	.	.	.	.	.	.	.	.	.	.	.	.	.	.	.	.	.	17	6
25 Carrie Eberle	18	18	.	.	.	.	.	.	.	.	.	.	.	.	.	.	.	.	.	.	.	.	1	2
3 Keely Rochard	17	17	.	.	.	.	.	.	.	.	.	.	.	.	.	.	.	.	.	.	.	.	.	.
6 Lauren Duff	15	.	10	.	.	.	.	.	.	.	.	.	.	5	.	.	.	5	.	1	1	4	4	.
16 Meredith Slaw	11	.	.	3	.	.	.	.	.	.	.	.	.	8	.	.	.	2	.	2	.	3	4	.
11 Cana Davis	11	.	.	.	.	.	.	.	2	2	.	7	.	.	.	.	.	7	.	.	1	2	1	.
20 Sierra Walton	10	.	.	6	.	.	.	.	.	.	.	.	.	4	.	.	.	3	.	1	4	.	2	.
28 Grace Chavez	10	.	.	.	.	.	.	.	.	.	.	.	10	.	.	.	.	1	.	1	3	5	.	.
10 Olivia Lattin	3	.	.	.	3	.	.	.	.	.	.	.	.	.	.	.	3	.	.	.	.	.	.	.



### A TOP-100 PLAYER

- Pitcher Carrie Eberle was named to Softball America's inaugural top-100 players lists, as announced by the newly formed organization on Feb. 7.
- The junior was one of 10 players from the ACC and one of 35 pitchers.

### EBERLE NAMED AN ALL-AMERICAN

- After a breakout season in the circle in 2018, Carrie Eberle was named a preseason All-American by Justin's World of Softball (JWOS).
- Eberle boasts the second-best returning ERA and opponent batting average in the ACC.

### FIRST TIME FOR EVERYTHING

- For the first time in ACC history, the league office asked the conference's coaches to submit a preseason ballot naming an all-conference team.
- Tech's Carrie Eberle found her name on the preseason all-conference team, being one of four pitchers named to the prestigious list. The Hokies were picked 10th in the preseason poll, including a first-place vote.

### THE RETURN

- After deciding not to play last season, catcher Lauren Duff makes her return to the team this season.
- The 2016 ACC Freshman of the Year should contribute immediately behind the plate. During her rookie campaign, the Chesapeake, Virginia native batted .347 with 43 hits, 20 RBIs and five home runs, while throwing out 13 runners.
- Her sophomore season saw similar success, as Duff hit over .300 for the second consecutive season, drove in 21 RBIs and belted seven home runs behind a career-high 48 hits.

### NEW YEAR, NEW FACES

- Tech's Pete D'Amour became only the second coach in school history this past summer and he brought in a new staff with him.
- His first hire came on June 27, 2018, when he tabbed Kirin Kumar as an assistant coach. Kumar, who has ties to the ACC, comes most recently from NC State and played at Georgia Tech.
- Coming with him from the Peach State, Doug Gillis was hired on August 10, 2018, after being the pitching coach at Kennesaw State. He holds the same role in Blacksburg.
- On Aug. 30, 2018, D'Amour added his volunteer assistant in Matt Guemmer. Guemmer, who graduated from Missouri, worked with D'Amour in Columbia as a student manager from 2012-13. He most recently comes from DeSoto High School, where he was the head softball coach and won a state title in 2014.
- Former All-American at Missouri Sami Fagan joined the staff in the winter after playing professionally in Japan and the United States. She holds the title of coordinator of player development.

## TECH SOFTBALL PARK



### QUICK FACTS

Surface	Grass outfield, dirt infield
Dimensions (LF-CF-RF)	200-220-200
First Game	March 25, 1998 (W, 8-6 (8 Inn.) vs. Charlotte)
Seasons in Use	22nd Season
Overall Record	270-132 (.672) Games: 402
ACC Record	77-78 (.497) Games: 155
vs. Nonconference	148-35 (.809) Games: 183
vs. Ranked Teams	17-32 (.347) Games: 49

### UNDER D'AMOUR

At TSP	8-2
ACC Record	4-2
vs. Nonconference	4-0
vs. Ranked Teams	---

The Virginia Tech softball team has the luxury of playing and practicing in some of the finest facilities on the East Coast. Using the Tech Softball Park, Softball Indoor Facility and a state-of-the-art weight room, the Hokies train in terrific facilities designed to help them win championships. Combined with a new locker room and one of the best scoreboard and video boards in the country, the Hokies have it all when it comes to what they need to win.

Tech Softball Park, which was completed in the fall of 1997, has dimensions of 200 feet down the lines and 220 feet to center field. In January of 2008, an additional 746 permanent seats were installed, bringing the capacity up from 336 to 1,024. The new bleachers match the ones that were already in place and now extend down to the end of both dugouts.

Thanks to an anonymous donation, TSP now has seatbacks in the section behind home plate, which was completed in fall 2017.



**THE LAST TIME VIRGINIA TECH..**

Recorded 10+ hits in a game	11, vs. Louisville (3/31/19)
Recorded 15+ hits in a game	15, vs. ETSU (2/17/19)
Scored 10+ runs in a game	13, vs. Louisville (3/31/19)
Scored 15+ runs in a game	18, at Pitt [1] (3/23/19)
Drew eight walks or more in a game	8, at Virginia [1] (4/14/18)
Stole five or more bases in a game	7, vs. Purdue (2/10/19)
Hit 3 home runs in a game	4, vs. Louisville (3/31/19)
Hit 4 home runs in a game	4, vs. Louisville (3/31/19)
Hit 4+ home runs in a game	5, at Pitt [1] (3/23/19)
Had 3+ players with 3+ hits in a game	3-Lauren Duff, 3-Emma Strouth & 3-Carolina Schoenewald, WCU [1] (4/25/17)
Turned a triple play	No. 1 Florida State, L, 12-5 [5] [1] (3/10/17)
Highest ranked opponent defeated	No. 4 Michigan, 6-2, at Gainesville, Fla. (2/20/99)
Defeated ranked opponent at home	No. 6 JMU, 2-1 (4/6/16)
Highest ranked opponent defeated at home	No. 6 JMU, 2-1 (4/6/16)
Defeated ranked opponent on the road	No. 8 Georgia, 7-6 [8] (3/1/19)
Highest ranked opponent defeated on the road	No. 6 Michigan, 6-1 (5/25/08)
Defeated ranked opponent at neutral site	vs. No. 20 Michigan, 1-0 [8], in Austin, Texas (2/24/18)
Highest ranked opponent defeated at neutral site	No. 4 Michigan, 6-2, at Gainesville, Fla. (2/20/99)
Defeated a top-10 team	No. 8 Georgia, 7-6 [8] (3/1/19)
Won a run-rule game	vs. Louisville, 13-5 [6] (3/31/19)
Lost a run-rule game	No. 8 Georgia, 8-0 [5] (3/2/19)
Won an extra-inning game	No. 8 Georgia, 7-6 [8] (3/1/19)
Lost an extra-inning game	at North Carolina, 4-3 [8] (4/8/18)
Was no-hit by	Alexa Romero, vs. Syracuse, L, 2-0 (3/9/18)

**THE LAST TIME A TECH PLAYER..**

Recorded five hits in a game	Caroline Schoenewald, vs. Lamar (2/8/18)
Recorded four hits in a game	Darby Trull, at No. 8 Georgia (3/1/19)
Drove in 5+ runs in a game	5, Mackenzie Lawter at Pitt [1] (3/23/19)
Scored 4+ runs in a game	Caroline Schoenewald, vs. Lamar (2/8/18)
Hit a grand slam	Mackenzie Lawter at Pitt [1] (3/23/19)
Hit 2+ home runs in a game	2, Mackenzie Lawter vs. Binghamton [1] (3/19/19)
Player hit back-to-back home runs	2nd inn., Mackenzie Lawter vs. Binghamton [1] (3/19/19)
Players hit back-to-back home runs	Mackenzie Lawter & Al Velazquez vs. Louisville (3/31/19)
Players hit back-to-back-to-back home runs	2nd inn. K. McGoldrick, K. Smith and K. Mericka vs. Seton Hall (2/21/15)
Hit for the cycle	Never
Had 2+ doubles in a game	2, Darby Trull at No. 8 Georgia (3/1/19)
Had 2+ triples in a game	2, Courtney Brinkman at ETSU (4/25/02)
Drew 4+ walks in a game	4, Courtney Liddle vs. Miami (3/10/12)
Stole 3+ bases in a game	3, Kat Banks vs. Boston College (3/27/11)
Had a walk-off home run	Emma Strouth vs. Louisville, 13-5 [6] (3/31/19)
Had a walk-off grand slam	Betty Rose vs. Cornell, 8-4 (3/20/12)
Had a walk-off hit	Caroline Schoenewald vs. Liberty 1-0 [8] (4/10/18)

**THE LAST TIME A TECH PLAYER..**

Struck out 15+ batters	15, Maggie Tyler at USC-Upstate (2/27/16)
Struck out 10+ batters	13, Keely Rochard at Pitt (3/24/19)
Threw a no-hitter	Keely Rochard vs. Charleston Southern (2/17/19)
Threw a 7-inning no-hitter	Keely Rochard vs. Charleston Southern (2/17/19)
Threw a 7-plus-inning no-hitter	Angela Tincher vs. Florida State (5/10/08)
Threw a perfect game	Jasmin Harrell vs. Liberty [5 Inn.] (5/1/12)
Threw a 7-plus-inning perfect game	Angela Tincher vs. Florida State [8 Inn.] (3/24/07)

**THE LONGEST TECH GAMES..**

14 Innings	Virginia Tech 3, Florida State 2; First Round of 2005 ACC Championship (College Park, Md.)
13 Innings	Virginia Tech 3, Marshall 2; 2013 NCAA Tournament (Lexington, Ky.)
12 Innings	BC 2, VT 1; 2003 (Chestnut Hill), VT 1, Louisville 0; 2005 NAAs (Knoxville), Arizona 4, VT 3; 2008 (Tucson)
11 Innings	VT 2, Liberty 1; 2000 (Chattanooga); VT 6, Nevada 5; 2005 (Las Vegas)
10 Innings	10 times; last: Virginia Tech 6, Pitt 3; 2015 (Pittsburgh, Pa.)
9 Innings	25 times; last: Lamar 10, Virginia Tech 9 (Gulf Shores, Ala.)

**What's a Hokie?**



The answer leads all the way back to 1896 when Virginia Agricultural and Mechanical College changed its name to Virginia Polytechnic Institute. With the change came the necessity for writing a new cheer and a contest for such a purpose was held by the student body.

Senior O.M. Stull won first prize for his "Hokie" yell which is still used today. Later, when asked if "Hokie" had any special meaning, Stull explained the word was solely the product of his imagination and was used only as an attention-getter for his yell. It soon became a nickname for all Tech teams and for those people loyal to Tech athletics.

The official university school colors - Chicago Maroon and Burnt Orange - also were introduced in 1896. The colors were chosen by a committee because they made a 'unique combination' not worn elsewhere at the time. The official definition of "Hokie" is "a loyal Virginia Tech Fan".


**'19 CLASS OF ACC COACHES**

- The Atlantic Coast Conference enters 2019 with five new head coaches from its 12 member institutions, including Louisville's Holly Aprile, NC State's Jennifer Patrick-Swift, Pitt's Jodi Hermanek, Syracuse's Shannon Doepking and Virginia Tech's Pete D'Amour.
- Previously, Aprile was the head coach at Pitt, Patrick-Swift was the head coach at St. Francis, Hermanek was the head coach at Ohio, Doepking was the head coach at Dartmouth and D'Amour was the head coach at Kennesaw State.

Name	Team	Overall	ACC	Home	Away	Neutral
Pete D'Amour	Virginia Tech	30-5	10-2	8-2	11-2	11-1
Holly Aprile	Louisville	23-13	4-5	9-2	4-6	10-5
Jennifer Patrick-Swift	NC State	20-16	2-7	9-8	6-5	5-3
Shannon Doepking	Syracuse	15-19	4-5	4-1	4-11	7-7
Jodi Hermanek	Pitt	5-29	2-10	1-8	1-11	3-10

**SOFTBALL INDOOR FACILITY**

- The facility, which is attached to Rector Field House (track & field) and immediately adjacent to Tech Softball Park, opened this fall and provides the Hokies with an indoor infield for practice during inclement weather, along with four cages for hitting and pitching practice.
- The one-story building also features two coaches rooms, an equipment room, a team room, a film room, a mudroom and team facilities. The facility will be available to the program year-round and will have uses for practice, team events and gameday necessities. The new facility will encompass more than 16,000 square feet.
- The facility was designed by Cannon Designs and was built by Branch Associates of Salem, Virginia. This project was a part of a larger plan that vastly improved Rector Field House (track & field) and all of the adjacent athletics facilities. Total cost was roughly \$18 million.



	<b>D</b>	<b>VT</b>
Batting average	.273	.357
Slugging percentage	.401	.629
On-base percentage	.337	.436
Fielding percentage	.971	.972
ERA	3.20	2.31
Opponent BA	.265	.220

**TEAM AVERAGES**

- Heading into their three-game series with Duke, the Hokies find themselves with advantages statistically. At the plate, Tech boasts all three categories to its name, owning more than a .084 better batting average.
- Tech has a very slight advantage defensively, holding a .001 better mark in fielding percentage, while having a .89 advantage in the circle for ERA.



**D'AMOUR'S RECORD WHEN...**

Total:	109-42
Conference:	35-11
Nonconference:	74-31
Home:	53-18
Away:	30-15
Neutral:	26-9
Day:	80-27
Night:	29-15
1-Run games:	24-14
2-Run games:	14-4
5+Run games:	48-14
Extra innings:	7-5
Shutouts:	33-10
Scoring 0-2 runs:	9-21
Scoring 3-5 runs:	36-17
Scoring 6-9 runs:	45-3
Scoring 10+ runs:	20-0
Opponent 0-2 runs:	76-6
Opponent 3-5 runs:	27-13
Opponent 6-9 runs:	6-19
Opponent 10+ runs:	0-5
Scored in 1st inning:	49-8
Opp. scores first:	22-28
Scores first:	87-14
After 4 leading:	79-4
After 4 trailing:	9-27
After 4 tied:	15-11
After 5 leading:	79-4
After 5 trailing:	6-29
After 5 tied:	13-7
After 6 leading:	73-2
After 6 trailing:	4-28
After 6 tied:	10-6
Hit 0 home runs:	34-31
Hit 1 home run:	34-8
Hit 2+ home runs:	41-3
Opponent 0 home runs:	74-18
Opponent 1 home run:	27-16
Opponent 2+ HRs:	7-8
Made 0 errors:	47-19
Made 1 error:	39-13
Made 2+ errors:	21-10
Opp. made 0 errors:	32-14
Opp. made 1 error:	40-14
Opp. made 2+ errors:	37-14
Out-hit opponent:	88-6
Out-hit by opponent:	13-29
Hits are tied:	7-7

**GAMES SUMMARY**

<b>Score by innings</b>	<b>1</b>	<b>2</b>	<b>3</b>	<b>4</b>	<b>5</b>	<b>6</b>	<b>7</b>	<b>8</b>	<b>Total</b>
Virginia Tech	49	48	61	41	47	13	11	1	271
Opponents	8	6	7	33	21	9	15	0	99

<b>Record when ...</b>				
Overall	30-5	After 4 leading	29-1	
Conference	10-2	..... trailing	0-4	
Non-Conference	20-3	..... tied	1-0	
Home games	8-2	After 5 leading	19-0	
Away games	11-2	..... trailing	1-2	
Neutral site	11-1	..... tied	0-1	
Day games	25-4	After 6 leading	17-0	
Night games	5-1	..... trailing	0-3	
vs Left starter	4-0	..... tied	1-0	
vs Right starter	26-5	Hit 0 home runs	5-1	
1-Run games	3-0	... 1 home run	7-3	
2-Run games	4-1	... 2+ home runs	18-1	
5+Run games	19-3	Opponent 0 home runs	24-3	
Extra innings	1-0	..... 1 home run	5-0	
Shutouts	13-1	..... 2+ HRs	1-2	
Scoring 0-2 runs	1-2	Made 0 errors	18-1	
..... 3-5 runs	7-2	.... 1 error	7-4	
..... 6-9 runs	10-1	.... 2+ errors	5-0	
..... 10+ runs	12-0	Opp. made 0 errors	9-4	
Opponent 0-2 runs	22-0	..... 1 error	14-1	
..... 3-5 runs	5-0	..... 2+ errors	7-0	
..... 6-9 runs	3-3	Out-hit opponent	25-0	
..... 10+ runs	0-2	Out-hit by opponent	4-3	
Scored in 1st inning	17-2	Hits are tied	1-2	
Opp. scored in 1st	2-2			
Scores first	29-2			
Opp. scores first	1-3			

**Record when team scores:**

Runs	0	1	2	3	4	5	6	7	8	9	10+
W-L	0-1	1-0	0-1	0-0	3-0	4-2	2-0	2-1	3-0	3-0	12-0

**Record when opponent scores:**

Runs	0	1	2	3	4	5	6	7	8	9	10+
W-L	13-0	7-0	2-0	2-0	1-0	2-0	2-0	1-2	0-1	0-0	0-2

**Record when leading after:**

Inn.	1	2	3	4	5	6
W-L	16-1	23-1	27-2	29-1	19-0	17-0

**Record when trailing after:**

Inn.	1	2	3	4	5	6
W-L	1-2	1-3	0-2	0-4	1-2	0-3

**Record when tied after:**

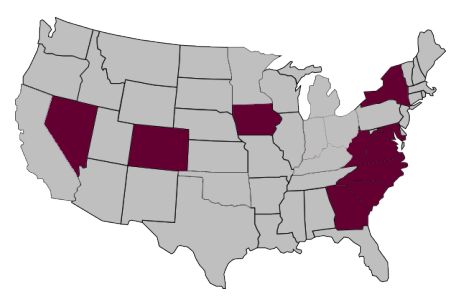
Inn.	1	2	3	4	5	6
W-L	13-2	6-1	3-1	1-0	0-1	1-0

**WHERE THEY AT**

- Tech has 23 players on the squad who represent 10 states, including three out West and two each from the Midwest and Northeast.
- Virginia is where the most players (9) are from on the team, making up 39 percent.
- Tech boasts two players each from five states, including Georgia, Iowa, Nevada, North Carolina and South Carolina.

**STATES**

- Virginia (9)
- |     |                    |     |                |
|-----|--------------------|-----|----------------|
| #00 | Jada Crittendon    | #3  | Keely Rocharad |
| #5  | Dani Hugney        | #6  | Lauren Duff    |
| #11 | Cana Davis         | #16 | Meredith Slaw  |
| #18 | Mackenzie Lawter   | #22 | Mara Strum     |
| #31 | Kayleigh Addington |     |                |



**STATES**

- Georgia (2)
- |    |              |    |                |
|----|--------------|----|----------------|
| #7 | Keara Napoli | #8 | Kelsey Bennett |
|----|--------------|----|----------------|
- Iowa (2)
- |     |               |     |             |
|-----|---------------|-----|-------------|
| #20 | Sierra Walton | #29 | Maddi Banks |
|-----|---------------|-----|-------------|
- Nevada (2)
- |     |            |     |              |
|-----|------------|-----|--------------|
| #21 | Stacy Kalt | #28 | Grace Chavez |
|-----|------------|-----|--------------|
- North Carolina (2)
- |     |              |     |               |
|-----|--------------|-----|---------------|
| #14 | Emma Strouth | #25 | Carrie Eberle |
|-----|--------------|-----|---------------|
- South Carolina (2)
- |    |             |     |               |
|----|-------------|-----|---------------|
| #4 | Darby Trull | #13 | Caitlyn Nolan |
|----|-------------|-----|---------------|
- Colorado (1)
- |    |              |
|----|--------------|
| #9 | Al Velazquez |
|----|--------------|
- Maryland (1)
- |     |                |
|-----|----------------|
| #19 | Kinsey Johnson |
|-----|----------------|
- New York (1)
- |     |               |
|-----|---------------|
| #10 | Olivia Lattin |
|-----|---------------|
- West Virginia (1)
- |    |              |
|----|--------------|
| #2 | Jayne Bailey |
|----|--------------|



**WHEN THE LONG BALL...**

- If a player under Coach D'Amour hits a home run, the outcome is likely over. D'Amour is 34-8 when there is a homer and 41-3 if two or more.



LAST TIME vs. DUKE



VT 4, DU 0 (May 9, 2018) | First Round ACC Championship

ATLANTA – Carrie Eberle tossed a four-hit shutout and struck out six batters in 10th-seeded Virginia Tech's 4-0 win over seventh-seeded Duke in the first round of the ACC Softball Championship on Wednesday afternoon at Mewborn Field.

The Hokies moved onto the quarterfinal game on Thursday against second-seeded Pitt.

At the plate, Sierra Walton went 2 for 4 with an RBI single and Olivia Lattin went 1 for 3 with a solo home run. Eberle registered an RBI double. The team effort lifted Virginia Tech to its first win in the ACC Tournament since a 10-4 victory over Syracuse on May 8, 2014.

Tech jumped out to a 2-0 lead in the top of the second inning, following a solo home run by second baseman Olivia Lattin to left center and an RBI double from third baseman Taylor Clark.

The Hokies would tack on two more insurance runs later in the game, getting an infield single by catcher Sierra Walton and an RBI double to center field by Eberle.

Virginia Tech Softball Virginia Tech vs Duke May 09, 2018 at Atlanta, Ga. (Mewborn Field)

Box score table for Virginia Tech 4 (23-29) vs Duke 0 (29-27) showing player stats for both teams.

Score by Innings table showing the run, hit, error record for both teams across nine innings.

E - R. Abbound(12); J. Ferraro(3), LOB - VT 6; DU 5. 2B - Eberle, C.(4); Nolan, C.(7); Clark, T.(5); D. Salinas(3), HR - Lattin, O.(6), SH - Schoenewald(5), SB - Clark, T.(1), CS - Johnson, K.(1).

Pitching stats table for Carrie Eberle (VT) and Katherine Huey (Duke) showing IP, H, R, ER, BB, SO, AB, BF, NP.

Win - Eberle, C. (12-15). Loss - K. Huey (9-9). Save - None. Inherited runners/scored: A. Wiercioch 1/0; P. St George 1/1. Pitches/strikes: Eberle, C. 90/56; K. Huey 25/17; A. Wiercioch 78/46; P. St George 15/7.

Umpires - HP: Tim Kasate 1B: Chris Nabors 3B: Phillip Freels Start: 3:35pm Time: 2:04 Attendance: 427 Weather: Sunny, 80 K. Huey faced 3 batters in the 2nd. A. Wiercioch faced 1 batter in the 7th.

LAST DUKE SERIES BOX SCORES

VT 3, DU 1 (April 20, 2018)

- Pitcher Carrie Eberle threw a two-hitter in seven innings of work while allowing one unearned one. At the plate, the Hokies didn't do much better, getting just three hits. Three Hokies got a hit apiece, including center fielder Caroline Schoenewald, left fielder Cana Davis and third baseman Taylor Clark. What's interesting is that all three hits by Tech were doubles.

Virginia Tech Softball Duke at Virginia Tech Apr 20, 2018 at Blacksburg, Va. (Tech Softball Park)

Box score table for Virginia Tech 3 (20-25,6-12 ACC) vs Duke 1 (24-23,8-11 ACC) showing player stats.

Score by Innings table for the VT 3, DU 1 game.

E - R. Wilson(11); J. Kavel(17); Clark, T.(6), DP - DU 2; VT 1, LOB - DU 1; VT 3, 2B - Schoenewald(10); Davis, C.(3); Clark, T.(4), SH - Davis, C.(3), SB - J. Kavel(14); Johnson, K.(4).

Pitching stats table for Carrie Eberle (VT) and Katherine Huey (Duke).

Win - Eberle, C. (10-13). Loss - A. Wiercioch (9-10). Save - None. Inherited runners/scored: P. St George 1/0, Pitches/strikes: E. Wiercioch 58/36; P. St George 20/11; Eberle, C. 75/54.

Umpires - HP: Matt Dunbar 1B: Jill Poole 3B: Ed Clark Start: 7:02 pm Time: 1:30 Attendance: 291

VT 1, DU 5 (April 21, 2018)

- After getting two-hit in Game 1, Duke responded by outhitting the Hokies 6-3 in Game 2 on its way to getting some runs late to win it. For the second straight game, Tech could only muster three hits. Again, three players had one hit each as second baseman Olivia Lattin, shortstop Caitlyn Nolan and third baseman Taylor Clark got one apiece. Pitcher Keely Rocharad allowed two earned runs.

Virginia Tech Softball Duke at Virginia Tech Apr 21, 2018 at Blacksburg, Va. (Tech Softball Park)

Box score table for Virginia Tech 1 (25-23,9-11 ACC) vs Duke 5 (25-23,10-11 ACC) showing player stats.

Score by Innings table for the VT 1, DU 5 game.

E - K. Duff(8); Lattin, O.(9), LOB - DU 4; VT 7, 2B - Lattin, O.(10), HBP - R. Abbound, SH - R. Wilson(3); 1, Morned(13).

Pitching stats table for Keely Rocharad (VT) and Carrie Eberle (Duke).

Win - P. St George (7-4), Loss - Rocharad, K. (4-4). Save - None. HBP - by Rocharad, K. (R. Abbound), Inherited runners/scored: P. St George 2/0; Eberle, C. 2/2. Pitches/strikes: K. Huey 80/45; P. St George 44/27; Rocharad, K. 98/69; Eberle, C. 4/4.

Umpires - HP: Jill Poole 1B: Ed Clark 3B: Matt Dunbar Start: 12:0 pm Time: 1:45 Attendance: 539 Weather: Sunny, mid-60s

VT 0, DU 5 (April 22, 2018)

- And for the third straight game, the Hokies get only three hits on their way to getting shutout. Left fielder Emma Strouth had the lone extra-base hit, a double. Pitcher Carrie Eberle was back in the circle and gave up eight hits and two earned runs, while striking out four batters. The win by Duke gave it the series, marking its first series win over the Hokies.

Virginia Tech Softball Duke at Virginia Tech Apr 22, 2018 at Blacksburg, Va. (Tech Softball Park)

Box score table for Duke 5 (26-23,10-11 ACC) vs Virginia Tech 0 (20-27,6-14 ACC) showing player stats.

Score by Innings table for the VT 0, DU 5 game.

E - Natch, C(3), Hall, J.(8), DP - VT 1, LOB - DU 5; VT 5, 2B - Strouth, E.(5), SH - R. Abbound(4), SB - H. Wymbel(1), R. Wilson 2(4); D. Salinas(5).

Pitching stats table for Katherine Huey (Duke) and Carrie Eberle (VT).

Win - K. Huey (9-7). Loss - Eberle, C. (10-14). Save - None. WHP - P. St George(4); Eberle, C.(6), Inherited runners/scored: None. Pitches/strikes: K. Huey 68/44; P. St George 28/16; Eberle, C. 85/61; Dail, J. 5/4.

Umpires - HP: Ed Clark 1B: Matt Dunbar 3B: Jill Poole Start: 1:02 pm Time: 1:45 Attendance: 584 Weather: Sunny, mid-60s

### HOME RUN TRACKER

Who	What	Count	When
Caitlyn Nolan	3-run HR to CF	1-0 (2 inn.)	vs. [RV] Wichita State (2/8/19)
Emma Strouth	Solo HR to LF	2-0 (4 inn.)	vs. Central Michigan (2/8/19)
Caitlyn Nolan	Solo HR to LF	2-2 (4 inn.)	vs. Central Michigan (2/8/19)
Olivia Lattin	Solo HR to LC	2-1 (2 inn.)	vs. Purdue (2/9/19)
Hannah Jones	3-run HR to CF	1-2 (5 inn.)	vs. Detroit Mercy (2/16/19)
Maddi Banks	Solo HR to CF	2-2 (5 inn.)	vs. Detroit Mercy (2/16/19)
Mackenzie Lawter	Solo HR to LFL	3-1 (2 inn.)	vs. ETSU (2/17/19)
Darby Trull	Solo HR to RC	2-1 (4 inn.)	vs. ETSU (2/17/19)
Kelsey Bennett	Solo HR to LC	1-0 (3 inn.)	vs. Charleston Southern (2/17/19)
Meredith Slaw	3-run HR to RC	1-0 (7 inn.)	vs. Charleston Southern (2/17/19)
Grace Chavez	2-run HR to CF	1-0 (5 inn.)	vs. [RV] Texas State (2/22/19)
Darby Trull	2-run ITP HR	3-2 (3 inn.)	vs. USF (2/22/19)
Grace Chavez	Solo HR to LFL	3-2 (1 inn.)	vs. Georgia State (2/23/19)
Emma Strouth	Solo HR to LC	1-0 (7 inn.)	vs. Georgia State (2/23/19)
Kelsey Bennett	2-run HR to LC	0-0 (3 inn.)	vs. [RV] Texas State (2/23/19)
Kelsey Bennett	2-run HR to CF	1-0 (5 inn.)	vs. [RV] Texas State (2/23/19)
Meredith Slaw	2-run HR to RF	0-0 (6 inn.)	vs. [RV] Texas State (2/23/19)
Mackenzie Lawter	2-run HR to LC	1-2 (2 inn.)	vs. Georgia State (2/24/19)
Caitlyn Nolan	Solo HR to LC	0-0 (3 inn.)	at Radford (2/27/19)
Kelsey Bennett	Solo HR to RF	2-1 (3 inn.)	at Radford (2/27/19)
Caitlyn Nolan	2-run HR to LFL	1-2 (4 inn.)	at Radford (2/27/19)
Kelsey Bennett	2-run HR to RFL	1-1 (2 inn.)	at No. 8 Georgia (3/1/19)
Caitlyn Nolan	2-run HR to LF	2-2 (1 inn.)	vs. UAB (3/2/19)
Meredith Slaw	2-run HR to LC	3-1 (5 inn.)	vs. UAB (3/2/19)
Caitlyn Nolan	Solo HR to RC	0-0 (5 inn.)	vs. UAB (3/2/19)
Emma Strouth	2-run HR to CF	0-1 (4 inn.)	vs. UAB (3/3/19)
Kelsey Bennett	Solo HR to LC	3-1 (5 inn.)	vs. UAB (3/3/19)
Darby Trull	3-run HR to CF	2-2 (3 inn.)	vs. Georgia Tech (3/9/10)
Al Velazquez	2-run HR to LF	0-0 (4 inn.)	vs. Georgia Tech (3/10/19)
Caitlyn Nolan	Solo HR to LC	0-0 (5 inn.)	vs. Georgia Tech (3/10/19)
Jayme Bailey	2-run HR to CF	2-1 (5 inn.)	vs. Georgia Tech (3/10/19)
Jayme Bailey	Solo HR to CF	1-1 (2 inn.)	vs. Georgia Tech (3/10/19)
Emma Strouth	2-run HR to LC	3-2 (6 inn.)	vs. Georgia Tech (3/10/19)
Emma Strouth	Grand slam - CF	0-0 (1 inn.)	vs. NC State (3/15/19)
Maddi Banks	Solo HR to CF	1-1 (2 inn.)	vs. NC State (3/15/19)
Darby Trull	2-run HR to CF	1-0 (2 inn.)	vs. NC State (3/15/19)
Jayme Bailey	2-run HR to RF	3-1 (2 inn.)	vs. NC State (3/15/19)
Grace Chavez	2-run HR to LF	0-0 (5 inn.)	vs. NC State (3/15/19)
Mackenzie Lawter	3-run HR to LFL	1-1 (2 inn.)	vs. Binghamton (3/19/19)
Grace Chavez	2-run HR to RC	1-1 (2 inn.)	vs. Binghamton (3/19/19)
Mackenzie Lawter	Solo HR to RC	1-0 (2 inn.)	vs. Binghamton (3/19/19)
Lauren Duff	Solo HR to LF	1-2 (5 inn.)	vs. Binghamton (3/19/19)
Caitlyn Nolan	2-run HR to LF	0-0 (1 inn.)	vs. Lipscomb (3/20/19)
Grace Chavez	Solo HR to LF	3-1 (2 inn.)	vs. Lipscomb (3/20/19)
Emma Strouth	Solo HR to LF	0-1 (3 inn.)	vs. Lipscomb (3/20/19)
Jayme Bailey	Solo HR to RC	2-2 (3 inn.)	vs. Lipscomb (3/20/19)
Caitlyn Nolan	3-run HR to RF	1-2 (3 inn.)	at Pitt [1] (3/23/19)
Mackenzie Lawter	Grand slam - RC	2-2 (3 inn.)	at Pitt [1] (3/23/19)
Stacy Kalt	Solo HR to LC	1-1 (5 inn.)	at Pitt [1] (3/23/19)
Emma Strouth	3-run HR to CF	0-0 (5 inn.)	at Pitt [1] (3/23/19)
Kelsey Bennett	Solo HR to CF	3-1 (5 inn.)	at Pitt [1] (3/23/19)
Kelsey Bennett	3-run HR to CF	1-1 (3 inn.)	at Pitt [2] (3/23/19)
Al Velazquez	Solo HR to CF	1-1 (1 inn.)	at Pitt (3/24/19)
Kelsey Bennett	2-run HR to RC	3-2 (1 inn.)	at Pitt (3/24/19)
Caitlyn Nolan	Grand Slam - CF	1-1 (1 inn.)	vs. Radford (3/27/19)
Jayme Bailey	2-run HR to CF	3-2 (4 inn.)	vs. Radford (3/27/19)
Kelsey Bennett	3-run HR to LF	1-0 (4 inn.)	vs. Louisville (3/29/19)
Jayme Bailey	Solo HR to LF	2-1 (2 inn.)	vs. Louisville (3/30/19)
Kelsey Bennett	3-run HR to LF	1-0 (4 inn.)	vs. Louisville (3/30/19)
Caitlyn Nolan	3-run HR to LC	1-2 (1 inn.)	vs. Louisville (3/31/19)
Mackenzie Lawter	2-run HR to LC	0-0 (3 inn.)	vs. Louisville (3/31/19)
Al Velazquez	Solo HR to LF	2-2 (3 inn.)	vs. Louisville (3/31/19)
Emma Strouth	2-run HR to CF	0-0 (6 inn.)	vs. Louisville (3/31/19)

### HOME RUN TRACKER STATS

#### Home Run Totals

Nolan (11) | Bennett (11) | Strouth (8) | Lawter (6) | Bailey (6) | Chavez (5) | Trull (4) | Slaw (3) | Velazquez (3) | Banks (2) | Lattin (1) | Jones (1) | Duff (1)

#### HR Tidbits

Total team HRs: 63  
 First-pitch HRs: 11  
 Full-count HRs: 5

#### HR Notes

Strouth/Nolan's HRs vs. Central Michigan were back-to-back  
 Jones/Banks' HRs vs. Detroit Mercy were back-to-back  
 Trull's HR vs. ETSU was a leadoff shot  
 Trull's HR vs. USF was inside the park  
 Bennett's two HRs vs. [RV] Texas State were back-to-back  
 Slaw/Nolan's HRs vs. UAB were back-to-back  
 Nolan's HR vs. Georgia Tech was a leadoff, first-pitch shot  
 Strouth's HR at NC State was Tech's first swing of the inning, following three straight walks to Velazquez, Trull and Nolan  
 Banks' HR at NC State was a leadoff shot  
 Lawter's HRs vs. Binghamton were in the same inning after batting around  
 Duff's HR vs. Binghamton was a leadoff shot  
 Strouth/Bennett's HRs at Pitt were back-to-back  
 Kalt's HR at Pitt was a leadoff shot  
 Velazquez's HR at Pitt was a leadoff shot in the first inning  
 Bailey's HR vs. Louisville was a leadoff shot  
 Lawter/Velazquez's HRs vs. Louisville were back-to-back  
 Strouth's HR vs. Louisville was a two-run walk-off run-rule

### TEAM, PLAYER & OPPONENT HIGHS

#### Hits

Team 17 vs. Detroit Mercy (2/16/19)  
 Player 4 - Darby Trull, 2x, last vs. No. 8 Georgia  
 Opponent 14 - Georgia Tech (3/10/19)

#### Runs

Team 18 at Pitt [1] (3/23/19)  
 Player 3, 10x, last Kelsey Bennett at Pitt [1] (3/23/19)  
 Opponent 17 - [RV] Texas State (2/22/19)

#### RBIs

Team 18 at Pitt [1] (3/23/19)  
 Player 5 - Mackenzie Lawter at Pitt [1] (3/23/19)  
 Opponent 17 - [RV] Texas State (2/22/19)

#### HRs

Team 5, 2x, last at Pitt [1] (3/23/19)  
 Player 2, 4x, last Mackenzie Lawter vs. Binghamton [1] (3/19/19)  
 Opponent 5 - Georgia Tech (3/10/19)

#### Steals

Team 7 vs. Purdue (2/10/19)  
 Player 2 - Maddi Banks vs. Purdue (2/10/19)  
 Opponent 3 - Binghamton (3/19/19)

#### Ks

Team 13, 3x, last at Pitt (3/24/19)  
 Player 13, 3x, last Keely Rochard at Pitt (3/24/19)  
 Opponent 9 - NC State (3/17/19)



### TEAM GAME-BY-GAME SITUATIONS (BATTING)

Date	Opponent	Total h/ab	vs Left	vs Right	With Runners	Bases Empty	Bases Loaded	With 2-outs	With RBI-op	Reach as Leadoff	3rd and LT 2out	LOB
Feb 08	vs Wichita State	13-28	7-11	6-17	9-19	4-9	1-1	1-6	5-13	4-5	3-6	4
Feb 08	vs Central Michigan	10-27	0-0	10-27	5-13	5-14	0-4	2-7	2-9	3-6	3-5	7
Feb 09	vs Purdue	11-31	0-0	11-31	4-17	7-14	0-0	3-10	3-11	3-7	2-3	8
Feb 09	at Col. of Charleston	13-27	0-0	13-27	10-21	3-6	1-1	3-7	8-12	3-5	5-5	4
Feb 10	vs Purdue	12-27	0-0	12-27	6-20	6-7	0-2	3-9	5-17	5-6	1-4	12
Feb 16	vs Detroit Mercy	17-30	0-0	17-30	10-19	7-11	0-0	3-7	7-15	3-5	4-5	4
Feb 16	at Charleston So.	10-31	0-0	10-31	6-23	4-8	0-0	1-8	3-15	5-7	2-4	9
Feb 17	vs ETSU	15-34	0-0	15-34	9-21	6-13	1-3	5-12	6-14	4-8	2-3	12
Feb 17	at Charleston So.	14-34	0-0	14-34	8-23	6-11	0-0	7-14	7-16	5-7	1-1	9
Feb 22	vs Texas State	6-20	0-0	6-20	5-10	1-10	1-3	1-6	3-7	2-5	2-3	5
Feb 22	at South Florida	5-24	0-0	5-24	2-10	3-14	0-2	3-8	1-3	1-7	0-1	5
Feb 23	vs Georgia State	10-31	0-0	10-31	5-16	5-15	0-0	7-14	3-9	3-7	1-1	8
Feb 23	vs Texas State	10-28	0-0	10-28	7-12	3-16	0-1	4-11	3-6	2-6	2-2	4
Feb 24	vs Georgia State	10-29	0-0	10-29	5-22	5-7	0-3	1-8	3-10	5-6	2-5	9
Feb 27	at Radford	8-23	0-0	8-23	3-11	5-12	1-1	3-9	2-8	2-5	1-1	5
Mar 01	at Georgia	11-34	5-18	6-16	8-21	3-13	0-0	3-11	5-13	3-8	0-1	10
Mar 02	vs UAB	11-32	0-0	11-32	5-20	6-12	0-2	2-9	1-12	4-7	1-2	7
Mar 02	at Georgia	1-16	0-0	1-16	1-2	0-14	0-1	1-6	0-1	0-5	0-0	3
Mar 03	vs UAB	7-25	4-14	3-11	1-12	6-13	0-0	1-7	0-6	4-6	0-0	6
*Mar 09	GEORGIA TECH	6-23	2-10	4-13	2-8	4-15	0-0	1-7	1-3	2-6	1-1	3
*Mar 10	GEORGIA TECH	8-29	1-9	7-20	4-13	4-16	0-1	1-8	2-9	3-7	1-2	7
*Mar 10	GEORGIA TECH	7-26	3-10	4-16	3-8	4-18	0-0	3-9	1-3	2-7	1-1	3
*Mar 15	at NC State	6-25	0-0	6-25	4-14	2-11	0-0	2-10	3-10	5-7	1-1	5
*Mar 16	at NC State	11-27	0-0	11-27	5-13	6-14	1-1	2-7	1-6	4-5	1-2	4
*Mar 17	at NC State	2-23	0-0	2-23	0-8	2-15	0-1	1-8	0-3	2-7	1-2	8
Mar 19	BINGHAMTON	10-22	0-0	10-22	6-14	4-8	1-2	4-8	3-7	4-4	3-5	5
Mar 19	BINGHAMTON	9-25	0-0	9-25	6-19	3-6	0-2	0-5	5-17	4-5	3-5	6
Mar 20	LIPSCOMB	11-31	0-0	11-31	5-13	6-18	1-2	6-12	4-9	0-6	1-1	7
*Mar 23	at Pitt	14-26	0-0	14-26	11-15	3-11	4-4	2-6	7-8	3-5	5-5	2
*Mar 23	at Pitt	12-34	0-0	12-34	7-22	5-12	0-0	3-11	5-14	4-7	0-2	7
*Mar 24	at Pitt	11-30	0-0	11-30	7-15	4-15	1-1	5-12	5-13	3-7	3-4	7
Mar 27	RADFORD	12-23	0-0	12-23	7-13	5-10	1-1	8-11	5-8	2-4	0-0	4
*Mar 29	LOUISVILLE	9-31	0-0	9-31	5-12	4-19	1-2	5-13	3-8	0-7	0-0	6
*Mar 30	LOUISVILLE	9-24	0-0	9-24	6-18	3-6	2-5	0-4	6-12	3-4	4-6	6
*Mar 31	LOUISVILLE	11-27	0-0	11-27	7-16	4-11	1-2	6-12	4-8	3-6	2-4	3
<b>Totals</b>		<b>342-957</b>	<b>22-72</b>	<b>320-885</b>	<b>194-533</b>	<b>148-424</b>	<b>18-48</b>	<b>103-312</b>	<b>122-335</b>	<b>105-212</b>	<b>59-93</b>	<b>214</b>
		.357	.306	.362	.364	.349	.375	.330	.364	.495	.634	



**TEAM GAME-BY-GAME SITUATIONS (PITCHING)**

Date	Opponent	Score	Total	vs	vs	With	Bases	With	Reach as	Gnd	Fly	ERA
		Score	h/ab	Left	Right	Runners	Empty	2-outs	Leadoff	Out	Out	
Feb 08	vs Wichita State	11-3	6-21	2-10	4-11	2-14	4-7	1-6	3-5	4	3	4.20
Feb 08	vs Central Michigan	6-0	2-23	1-9	1-14	0-6	2-17	1-8	0-7	0	8	1.75
Feb 09	vs Purdue	7-5	5-28	2-6	3-22	3-17	2-11	1-7	3-7	10	7	2.21
Feb 09	at Col. of Charleston	13-0	1-16	0-8	1-8	1-6	0-10	0-5	1-5	1	7	1.75
Feb 10	vs Purdue	5-0	3-24	0-4	3-20	2-6	1-18	2-9	0-7	1	10	1.35
Feb 16	vs Detroit Mercy	13-0	0-14	0-4	0-10	0-1	0-13	0-4	0-5	2	3	1.17
Feb 16	at Charleston So.	4-0	2-23	2-11	0-12	0-3	2-20	1-8	0-7	15	1	0.98
Feb 17	vs ETSU	8-3	6-27	1-11	5-16	4-11	2-16	2-9	1-7	16	1	0.98
Feb 17	at Charleston So.	10-0	0-21	0-7	0-14	0-4	0-17	0-7	0-7	2	6	0.86
Feb 22	vs Texas State	5-17	6-21	2-9	4-12	5-12	1-9	4-10	1-5	6	7	1.69
Feb 22	at South Florida	2-7	11-27	7-18	4-9	6-14	5-13	1-6	3-6	9	4	2.06
Feb 23	vs Georgia State	6-0	4-25	2-6	2-19	1-6	3-19	2-9	1-7	2	10	1.87
Feb 23	vs Texas State	10-0	6-24	2-9	4-15	2-15	4-9	3-9	4-6	8	4	1.73
Feb 24	vs Georgia State	5-1	2-26	1-10	1-16	1-11	1-15	0-8	2-7	10	6	1.67
Feb 27	at Radford	10-0	3-18	3-7	0-11	0-4	3-14	2-7	0-5	3	6	1.58
Mar 01	at Georgia	7-6	12-35	7-15	5-20	5-17	7-18	7-14	2-8	11	4	1.66
Mar 02	vs UAB	8-6	10-31	5-8	5-23	6-18	4-13	5-12	3-7	10	7	1.81
Mar 02	at Georgia	0-8	8-19	3-8	5-11	4-10	4-9	1-5	3-5	4	6	2.19
Mar 03	vs UAB	4-1	3-24	0-7	3-17	1-5	2-19	1-8	0-7	4	15	2.12
*Mar 09	GEORGIA TECH	5-1	10-31	5-12	5-19	4-19	6-12	3-10	4-7	10	1	2.06
*Mar 10	GEORGIA TECH	7-10	14-32	4-8	10-24	5-16	9-16	1-7	4-7	5	6	2.47
*Mar 10	GEORGIA TECH	5-4	7-27	3-9	4-18	2-11	5-16	2-9	3-7	13	3	2.55
*Mar 15	at NC State	4-2	7-28	2-4	5-24	3-10	4-18	3-10	2-7	11	3	2.52
*Mar 16	at NC State	12-1	3-17	1-2	2-15	0-6	3-11	1-6	2-5	11	2	2.44
*Mar 17	at NC State	1-0	3-22	0-1	3-21	1-8	2-14	1-8	1-7	13	3	2.33
Mar 19	BINGHAMTON	12-0	3-19	0-0	3-19	1-11	2-8	0-6	3-5	5	4	2.26
Mar 19	BINGHAMTON	9-1	2-18	0-0	2-18	0-13	2-5	0-5	3-5	1	3	2.20
Mar 20	LIPSCOMB	9-7	9-32	6-16	3-16	5-17	4-15	3-11	2-7	9	5	2.23
*Mar 23	at Pitt	18-0	2-17	0-2	2-15	1-7	1-10	1-6	1-5	1	5	2.17
*Mar 23	at Pitt	9-1	6-25	0-2	6-23	2-10	4-15	3-9	1-7	10	4	2.12
*Mar 24	at Pitt	10-2	3-23	1-2	2-21	1-11	2-12	0-6	3-7	3	4	2.12
Mar 27	RADFORD	8-0	5-21	3-9	2-12	1-10	4-11	1-6	1-5	5	4	2.07
*Mar 29	LOUISVILLE	5-7	9-31	6-13	3-18	5-20	4-11	1-8	4-8	13	2	2.23
*Mar 30	LOUISVILLE	10-1	5-19	4-9	1-10	1-12	4-7	0-5	2-5	2	6	2.21
*Mar 31	LOUISVILLE	13-5	5-23	1-9	4-14	3-8	2-15	2-8	2-6	5	5	2.31
Totals		271-99	183-832	76-265	107-567	78-369	105-463	56-271	65-220	235	175	2.31
			.220	.287	.189	.211	.227	.207	.295			



## TEAM GAME-BY-GAME HITTING

Date	Opponent	ab	r	h	rbi	2b	3b	hr	tb	bb	ibb	sb	cs	hbp	sac	sf	gdp	k	po	a	e	lob	avg
Feb 08	vs Wichita State	28	11	13	10	4	0	1	20	1	0	1	0	1	0	0	0	3	15	5	1	4	.464
Feb 08	vs Central Michigan	27	6	10	6	0	0	2	16	2	0	0	0	1	0	1	1	1	21	0	0	7	.418
Feb 09	vs Purdue	31	7	11	6	4	0	1	18	4	0	3	0	0	0	1	0	0	21	11	4	8	.395
Feb 09	at Col. of Charleston	27	13	13	11	1	0	0	14	5	0	3	0	0	0	0	0	0	15	2	0	4	.416
Feb 10	vs Purdue	27	5	12	5	5	1	0	19	7	0	7	0	0	0	1	1	1	21	2	0	12	.421
Feb 16	vs Detroit Mercy	30	13	17	12	2	0	2	25	2	0	2	1	0	0	0	0	2	15	2	0	4	.447
Feb 16	at Charleston So.	31	4	10	4	1	0	0	11	2	0	1	0	0	1	0	0	2	21	14	0	9	.428
Feb 17	vs ETSU	34	8	15	8	2	0	2	23	5	0	2	0	2	0	0	0	3	21	17	1	12	.430
Feb 17	at Charleston So.	34	10	14	10	4	0	2	24	6	0	2	0	0	0	0	0	1	21	3	0	9	.428
Feb 22	vs Texas State	20	5	6	5	0	0	1	9	3	0	1	0	1	1	0	0	4	15	5	1	5	.419
Feb 22	at South Florida	24	2	5	2	0	0	1	8	3	0	0	1	1	0	0	0	3	18	8	1	5	.403
Feb 23	vs Georgia State	31	6	10	5	0	0	2	16	3	0	2	0	1	0	0	0	2	21	2	0	8	.395
Feb 23	vs Texas State	28	10	10	10	2	0	3	21	2	0	2	1	2	0	0	0	2	18	10	3	4	.392
Feb 24	vs Georgia State	29	5	10	5	0	0	1	13	3	0	4	0	0	0	0	0	2	21	9	3	9	.389
Feb 27	at Radford	23	10	8	8	1	0	3	18	4	0	1	1	2	1	0	0	3	15	2	0	5	.387
Mar 01	at Georgia	34	7	11	7	5	1	1	21	5	0	0	0	1	1	0	0	8	24	11	1	10	.382
Mar 02	vs UAB	32	8	11	7	1	0	3	21	3	0	0	0	2	0	0	0	6	21	9	2	8	.380
Mar 02	at Georgia	16	0	1	0	1	0	0	2	2	0	0	0	0	0	0	0	2	12	4	1	3	.370
Mar 03	vs UAB	25	4	7	4	0	0	2	13	2	0	0	0	0	0	1	0	5	21	4	0	6	.365
*Mar 09	GEORGIA TECH	23	5	6	4	1	0	1	10	1	0	1	1	1	1	0	0	4	21	10	1	3	.361
*Mar 10	GEORGIA TECH	29	7	8	7	1	0	3	18	6	0	1	0	0	0	0	0	3	21	4	1	7	.357
*Mar 10	GEORGIA TECH	26	5	7	4	1	0	2	14	1	0	1	0	0	0	1	0	7	21	13	0	3	.353
*Mar 15	at NC State	25	4	6	3	1	0	0	7	3	0	0	2	0	1	1	0	6	21	11	0	5	.349
*Mar 16	at NC State	27	12	11	12	0	1	5	28	4	0	1	0	0	0	0	0	3	15	11	1	4	.351
*Mar 17	at NC State	23	1	2	1	0	1	0	4	4	0	0	0	2	0	1	0	9	21	12	0	8	.342
Mar 19	BINGHAMTON	22	12	10	11	2	1	3	23	5	0	1	0	1	0	1	1	3	15	4	1	5	.346
Mar 19	BINGHAMTON	25	9	9	8	3	0	1	15	5	0	3	0	0	0	0	0	7	15	1	1	7	.346
Mar 20	LIPSCOMB	31	9	11	9	3	0	4	26	3	0	0	0	0	0	0	0	2	21	7	3	7	.346
*Mar 23	at Pitt	26	18	14	18	0	0	5	29	7	0	0	0	0	1	1	2	2	15	2	0	2	.353
*Mar 23	at Pitt	34	9	12	8	3	0	1	18	3	0	1	0	0	0	0	0	8	21	13	0	7	.353
*Mar 24	at Pitt	30	10	11	10	4	0	2	21	5	0	4	0	1	0	2	0	3	21	4	0	7	.353
Mar 27	RADFORD	23	8	12	8	4	0	2	22	1	0	1	0	1	0	0	0	0	15	5	0	5	.358
*Mar 29	LOUISVILLE	31	5	9	5	2	0	1	14	1	0	0	0	0	0	0	0	8	21	13	0	6	.355
*Mar 30	LOUISVILLE	24	10	9	9	2	0	2	17	3	0	1	0	1	0	0	0	2	15	2	0	6	.356
*Mar 31	LOUISVILLE	27	13	11	11	1	0	4	24	4	0	1	0	0	0	0	0	5	18	5	0	3	.357
Totals		957	271	342	253	61	5	63	602	120	0	47	7	21	7	11	5	122	654	237	26	217	.357



### TEAM GAME-BY-GAME PITCHING

Date	Opponent	ip	h	r	er	bb	so	2b	3b	hr	wp	bk	hbp	dp	ibb	score	w-l	sv	era
Feb 08	vs Wichita State	5.0	6	3	3	5	7	2	0	0	2	0	0	0	0	11-3	1-0	0	4.20
Feb 08	vs Central Michigan	7.0	2	0	0	1	13	0	0	0	0	0	1	0	0	6-0	2-0	0	1.75
Feb 09	vs Purdue	7.0	5	5	3	4	3	1	0	0	1	0	0	1	0	7-5	3-0	0	2.21
Feb 09	at Col. of Charleston	5.0	1	0	0	1	7	0	0	0	0	0	1	0	0	13-0	4-0	0	1.75
Feb 10	vs Purdue	7.0	3	0	0	1	10	0	0	0	0	0	0	0	0	5-0	5-0	0	1.35
Feb 16	vs Detroit Mercy	5.0	0	0	0	1	9	0	0	0	0	0	0	0	0	13-0	6-0	0	1.17
Feb 16	at Charleston So.	7.0	2	0	0	0	5	0	0	0	1	0	0	0	0	4-0	7-0	0	0.98
Feb 17	vs ETSU	7.0	6	3	1	1	4	1	0	0	1	0	1	0	0	8-3	8-0	0	0.98
Feb 17	at Charleston So.	7.0	0	0	0	2	13	0	0	0	1	0	0	0	0	10-0	9-0	0	0.86
Feb 22	vs Texas State	5.0	6	17	8	12	2	2	0	0	1	0	4	0	0	5-17	9-1	0	1.69
Feb 22	at South Florida	6.0	11	7	5	0	3	0	1	0	1	0	2	1	0	2-7	9-2	0	2.06
Feb 23	vs Georgia State	7.0	4	0	0	0	9	0	0	0	0	0	1	0	0	6-0	10-2	0	1.87
Feb 23	vs Texas State	6.0	6	0	0	1	5	0	0	0	0	0	0	1	0	10-0	11-2	0	1.73
Feb 24	vs Georgia State	7.0	2	1	1	3	6	0	0	0	0	0	0	0	0	5-1	12-2	1	1.67
Feb 27	at Radford	5.0	3	0	0	1	6	1	0	0	0	0	0	0	0	10-0	13-2	1	1.58
Mar 01	at Georgia	8.0	12	6	3	1	7	4	1	1	0	0	1	1	0	7-6	14-2	2	1.66
Mar 02	vs UAB	7.0	10	6	4	2	2	3	0	0	1	0	0	1	0	8-6	15-2	2	1.81
Mar 02	at Georgia	4.0	8	8	7	2	2	1	1	2	0	0	0	0	0	0-8	15-3	2	2.19
Mar 03	vs UAB	7.0	3	1	1	0	2	2	0	0	0	0	0	0	0	4-1	16-3	2	2.12
*Mar 09	GEORGIA TECH	7.0	10	1	1	0	10	1	0	0	1	0	1	0	0	5-1	17-3	2	2.06
*Mar 10	GEORGIA TECH	7.0	14	10	10	6	9	6	0	5	1	0	0	0	1	7-10	17-4	2	2.47
*Mar 10	GEORGIA TECH	7.0	7	4	4	2	4	0	0	2	0	0	0	0	0	5-4	18-4	2	2.55
*Mar 15	at NC State	7.0	7	2	2	1	7	1	1	1	0	0	0	0	0	4-2	19-4	2	2.52
*Mar 16	at NC State	5.0	3	1	0	2	1	2	0	0	0	0	0	1	0	12-1	20-4	2	2.44
*Mar 17	at NC State	7.0	3	0	0	2	3	0	0	0	0	0	1	1	0	1-0	21-4	2	2.33
Mar 19	BINGHAMTON	5.0	3	0	0	2	6	0	0	0	0	0	1	0	0	12-0	22-4	2	2.26
Mar 19	BINGHAMTON	5.0	2	1	0	3	11	1	0	0	0	0	2	0	0	9-1	23-4	2	2.20
Mar 20	LIPSCOMB	7.0	9	7	3	2	6	2	0	0	0	0	0	0	0	9-7	24-4	2	2.23
*Mar 23	at Pitt	5.0	2	0	0	2	9	0	0	0	0	0	1	0	0	18-0	25-4	2	2.17
*Mar 23	at Pitt	7.0	6	1	1	2	5	0	0	0	0	0	0	1	0	9-1	26-4	2	2.12
*Mar 24	at Pitt	7.0	3	2	2	4	13	0	0	1	1	0	0	1	0	10-2	27-4	2	2.12
Mar 27	RADFORD	5.0	5	0	0	2	6	0	0	0	0	0	0	0	0	8-0	28-4	2	2.07
*Mar 29	LOUISVILLE	7.0	9	7	7	2	6	3	1	0	1	0	1	0	0	5-7	28-5	2	2.23
*Mar 30	LOUISVILLE	5.0	5	1	1	2	7	1	0	1	0	0	1	0	0	10-1	29-5	2	2.21
*Mar 31	LOUISVILLE	6.0	5	5	5	0	8	2	0	1	0	0	2	0	0	13-5	30-5	2	2.31
Totals		218.0	183	99	72	72	226	36	5	14	13	0	21	9	1	271-99	30-5	2	2.31



### OPPONENT GAME-BY-GAME BATTING

Date	Opponent	ab	r	h	rbi	2b	3b	hr	tb	bb	ibb	sb	cs	hbp	sac	sf	gdp	k	po	a	e	lob	avg
Feb 08	vs Wichita State	21	3	6	3	2	0	0	8	5	0	0	0	0	0	0	0	7	15	3	0	8	.286
Feb 08	vs Central Michigan	23	0	2	0	0	0	0	2	1	0	0	0	1	0	0	0	13	18	3	2	4	.182
Feb 09	vs Purdue	28	5	5	4	1	0	0	6	4	0	0	0	0	0	0	0	3	21	11	0	6	.181
Feb 09	at Col. of Charleston	16	0	1	0	0	0	0	1	1	0	0	0	1	0	0	0	7	15	5	2	3	.159
Feb 10	vs Purdue	24	0	3	0	0	0	0	3	1	0	0	0	0	0	0	0	10	18	6	0	4	.152
Feb 16	vs Detroit Mercy	14	0	0	0	0	0	0	0	1	0	0	0	0	0	0	0	9	15	6	1	0	.135
Feb 16	at Charleston So.	23	0	2	0	0	0	0	2	0	0	0	0	0	0	0	0	5	21	14	1	2	.128
Feb 17	vs ETSU	27	3	6	2	1	0	0	7	1	0	0	0	1	0	0	0	4	21	5	0	5	.142
Feb 17	at Charleston So.	21	0	0	0	0	0	0	0	2	0	0	0	0	0	0	0	13	21	8	1	2	.127
Feb 22	vs Texas State	21	17	6	17	2	0	0	8	12	0	1	0	4	0	1	0	2	15	3	0	6	.142
Feb 22	at South Florida	27	7	11	7	0	1	0	13	0	0	0	1	2	0	1	0	3	21	3	0	5	.171
Feb 23	vs Georgia State	25	0	4	0	0	0	0	4	0	0	0	0	1	0	0	0	9	21	7	0	5	.170
Feb 23	vs Texas State	24	0	6	0	0	0	0	6	1	0	1	0	0	0	0	0	5	18	8	1	7	.177
Feb 24	vs Georgia State	26	1	2	1	0	0	0	2	3	0	2	0	0	0	0	0	6	18	7	1	7	.169
Feb 27	at Radford	18	0	3	0	1	0	0	4	1	0	0	0	0	0	0	0	6	15	7	2	4	.169
Mar 01	at Georgia	35	6	12	6	4	1	1	21	1	0	0	0	1	0	0	1	7	24	5	0	7	.185
Mar 02	vs UAB	31	6	10	6	3	0	0	13	2	0	1	0	0	0	0	1	2	21	8	1	6	.196
Mar 02	at Georgia	19	8	8	8	1	1	2	17	2	0	1	0	0	1	1	0	2	15	8	0	3	.206
Mar 03	vs UAB	24	1	3	1	2	0	0	5	0	0	0	0	0	0	0	0	2	18	7	1	2	.201
*Mar 09	GEORGIA TECH	31	1	10	1	1	0	0	11	0	0	1	0	1	0	0	0	10	18	6	1	10	.209
*Mar 10	GEORGIA TECH	32	10	14	10	6	0	5	35	6	1	1	1	0	1	1	0	9	21	13	0	9	.224
*Mar 10	GEORGIA TECH	27	4	7	4	0	0	2	13	2	0	1	0	0	0	0	0	4	20	5	1	4	.225
*Mar 15	at NC State	28	2	7	2	1	1	1	13	1	0	0	0	0	0	0	0	7	21	6	2	6	.227
*Mar 16	at NC State	17	1	3	1	2	0	0	5	2	0	0	0	0	0	0	0	1	15	5	1	3	.225
*Mar 17	at NC State	22	0	3	0	0	0	0	3	2	0	0	0	1	0	0	1	3	21	2	0	4	.222
Mar 19	BINGHAMTON	19	0	3	0	0	0	0	3	2	0	3	0	1	0	0	0	6	12	4	2	7	.220
Mar 19	BINGHAMTON	18	1	2	0	1	0	0	3	3	0	1	0	2	0	0	0	11	14	2	3	7	.217
Mar 20	LIPSCOMB	32	7	9	6	2	0	0	11	2	0	2	0	0	0	0	0	6	18	6	1	6	.220
*Mar 23	at Pitt	17	0	2	0	0	0	0	2	2	0	0	0	1	0	0	0	9	15	6	1	5	.217
*Mar 23	at Pitt	25	1	6	1	0	0	0	6	2	0	0	0	0	0	0	1	5	21	5	1	5	.218
*Mar 24	at Pitt	23	2	3	2	0	0	1	6	4	0	1	0	0	1	0	1	13	21	4	0	5	.215
Mar 27	RADFORD	21	0	5	0	0	0	0	5	2	0	0	0	0	0	0	0	6	12	5	0	8	.216
*Mar 29	LOUISVILLE	31	7	9	7	3	1	0	14	2	0	4	0	1	0	0	0	6	21	7	1	6	.219
*Mar 30	LOUISVILLE	19	1	5	1	1	0	1	9	2	0	0	0	1	1	0	0	7	12	4	3	7	.220
*Mar 31	LOUISVILLE	23	5	5	5	2	0	1	10	0	0	1	0	2	0	0	0	8	15	4	1	2	.220
Totals		832	99	183	95	36	5	14	271	72	1	21	2	21	4	4	5	226	628	208	31	180	.220



### OPPONENT GAME-BY-GAME PITCHING

Date	Opponent	ip	h	r	er	bb	so	2b	3b	hr	wp	bk	hbp	dp	ibb	score	w-l	sv	era
Feb 08	vs Wichita State	5.0	13	11	11	1	3	4	0	1	1	0	1	0	0	3-11	0-1	0	15.40
Feb 08	vs Central Michigan	6.0	10	6	5	2	1	0	0	2	0	0	1	2	0	0-6	0-2	0	10.18
Feb 09	vs Purdue	7.0	11	7	7	4	0	4	0	1	2	0	0	0	0	5-7	0-3	0	8.94
Feb 09	at Col. of Charleston	5.0	13	13	11	5	0	1	0	0	1	0	0	1	0	0-13	0-4	0	10.35
Feb 10	vs Purdue	6.0	12	5	5	7	1	5	1	0	1	0	0	1	0	0-5	0-5	0	9.41
Feb 16	vs Detroit Mercy	5.0	17	13	12	2	2	2	0	2	0	0	0	1	0	0-13	0-6	0	10.50
Feb 16	at Charleston So.	7.0	10	4	3	2	2	1	0	0	0	0	0	0	0	0-4	0-7	0	9.22
Feb 17	vs ETSU	7.0	15	8	8	5	3	2	0	2	1	0	2	0	0	3-8	0-8	0	9.04
Feb 17	at Charleston So.	7.0	14	10	9	6	1	4	0	2	0	0	0	1	0	0-10	0-9	0	9.04
Feb 22	vs Texas State	5.0	6	5	5	3	4	0	0	1	0	0	1	0	0	17-5	1-9	0	8.87
Feb 22	at South Florida	7.0	5	2	2	3	3	0	0	1	0	0	1	1	0	7-2	2-9	0	8.15
Feb 23	vs Georgia State	7.0	10	6	6	3	2	0	0	2	1	0	1	0	0	0-6	2-10	0	7.95
Feb 23	vs Texas State	6.0	10	10	10	2	2	2	0	3	0	0	2	0	0	0-10	2-11	0	8.23
Feb 24	vs Georgia State	6.0	10	5	5	3	2	0	0	1	0	0	0	0	0	1-5	2-12	0	8.06
Feb 27	at Radford	5.0	8	10	7	4	3	1	0	3	0	0	2	0	0	0-10	2-13	0	8.15
Mar 01	at Georgia	8.0	11	7	7	5	8	5	1	1	1	0	1	0	0	6-7	2-14	0	7.99
Mar 02	vs UAB	7.0	11	8	7	3	6	1	0	3	2	0	2	0	0	6-8	2-15	0	7.92
Mar 02	at Georgia	5.0	1	0	0	2	2	1	0	0	0	0	0	0	0	8-0	3-15	0	7.57
Mar 03	vs UAB	6.0	7	4	4	2	5	0	0	2	0	0	0	0	0	1-4	3-16	0	7.42
*Mar 09	Georgia Tech	6.0	6	5	3	1	4	1	0	1	0	0	1	0	0	1-5	3-17	0	7.23
*Mar 10	Georgia Tech	7.0	8	7	7	6	3	1	0	3	3	0	0	0	0	10-7	4-17	0	7.22
*Mar 10	Georgia Tech	6.2	7	5	4	1	7	1	0	2	1	0	0	0	0	4-5	4-18	0	7.07
*Mar 15	at NC State	7.0	6	4	1	3	6	1	0	0	1	0	0	1	0	2-4	4-19	0	6.77
*Mar 16	at NC State	5.0	11	12	11	4	3	0	1	5	1	0	0	0	0	1-12	4-20	0	7.06
*Mar 17	at NC State	7.0	2	1	1	4	9	0	1	0	1	0	2	0	0	0-1	4-21	0	6.79
Mar 19	Binghamton	4.0	10	12	6	5	3	2	1	3	0	0	1	1	0	0-12	4-22	0	6.88
Mar 19	Binghamton	4.2	9	9	7	5	7	3	0	1	1	0	0	0	0	1-9	4-23	0	6.99
Mar 20	Lipscomb	6.0	11	9	9	3	2	3	0	4	0	0	0	0	0	7-9	4-24	0	7.11
*Mar 23	at Pitt	5.0	14	18	18	7	2	0	0	5	1	0	0	2	0	0-18	4-25	0	7.63
*Mar 23	at Pitt	7.0	12	9	8	3	8	3	0	1	2	0	0	0	0	1-9	4-26	0	7.64
*Mar 24	at Pitt	7.0	11	10	10	5	3	4	0	2	0	0	1	0	0	2-10	4-27	0	7.73
Mar 27	Radford	4.0	12	8	8	1	0	4	0	2	1	0	1	0	0	0-8	4-28	0	7.86
*Mar 29	Louisville	7.0	9	5	4	1	8	2	0	1	1	0	0	0	0	7-5	5-28	0	7.72
*Mar 30	Louisville	4.0	9	10	5	3	2	2	0	2	0	0	1	0	0	1-10	5-29	0	7.74
*Mar 31	Louisville	5.0	11	13	11	4	5	1	0	4	0	0	0	0	0	5-13	5-30	0	7.93
Totals		209.1	342	271	237	120	122	61	5	63	23	0	21	11	0	99-271	5-30	0	7.93





## GAME-BY-GAME LEADERS

Opponent	Date	Hits	Runs	BB	RBI	HR	SB	Ks	IP
[RV/RV] Wichita State	2/8/19	3 - Lattin	3 - Nolan	1 - Nolan	3 - Nolan	1 - Nolan	1 - Nolan	7 - Eberle	5.0 - Eberle
Central Michigan	2/8/19	2 - (3 players)	2 - Nolan	1 - (2 players)	2 - (2 players)	1 - (2 players)	None	13 - Rochard	7.0 - Rochard
Purdue	2/9/19	3 - Bennett	2 - (2 players)	2 - Velazquez	2 - (2 players)	1 - Lattin	1 - (3 players)	3 - Eberle	7.0 - Rochard
College of Charleston	2/9/19	3 - (2 players)	2 - (2 players)	2 - Trull	3 - Velazquez	None	1 - (3 players)	7 - Rochard	5.0 - Rochard
Purdue	2/10/19	3 - Strouth	3 - Velazquez	2 - Trull	3 - Strouth	None	2 - Banks	10 - Rochard	7.0 - Rochard
Detroit Mercy	2/16/19	3 - (2 players)	3 - Banks	1 - (2 players)	3 - (2 players)	1 - (2 players)	1 - (2 players)	9 - Rochard	5.0 - Rochard
Charleston Southern	2/16/19	3 - Strouth	2 - Trull	1 - (2 players)	2 - Strouth	None	1 - Nolan	5 - Eberle	7.0 - Eberle
ETSU	2/17/19	4 - Trull	3 - Lawter	1 - 5 players	3 - Trull	1 - (2 players)	1 - (2 players)	4 - Eberle	7.0 - Eberle
Charleston Southern	2/17/19	2 - (3 players)	2 - Bailey	2 - Duff	3 - Slaw	1 - (2 players)	1 - (2 players)	13 - Rochard	7.0 - Rochard
--/[RV] Texas State	2/22/19	2 - Bennett	1 - (5 players)	1 - (3 players)	2 - (2 players)	1 - Chavez	1 - Kalt	1 - (2 players)	3.2 - Rochard
USF	2/22/19	2 - Trull	1 - (2 players)	1 - (3 players)	2 - Trull	1 - Trull	None	3 - Eberle	6.0 - Eberle
Georgia State	2/23/19	3 - Strouth	2 - Strouth	1 - (3 players)	2 - Strouth	1 - (2 players)	1 - (2 players)	9 - Rochard	7.0 - Rochard
--/[RV] Texas State	2/23/19	3 - Bennett	3 - (2 players)	1 - (2 players)	4 - Bennett	2 - Bennett	1 - (2 players)	5 - Eberle	6.0 - Eberle
Georgia State	2/24/19	3 - Trull	1 - (5 players)	1 - (3 players)	2 - Lawter	1 - Lawter	1 - (4 players)	4 - Rochard	4.0 - Eberle
Radford	2/27/19	3 - Nolan	3 - Nolan	1 - (4 players)	3 - Nolan	2 - Nolan	1 - Lawter	5 - Rochard	3.0 - Rochard
No. 8/8 Georgia	3/1/19	4 - Trull	2 - (2 players)	2 - Bennett	3 - Trull	1 - Bennett	None	6 - Eberle	7.0 - Eberle
UAB	3/2/19	2 - (4 players)	3 - Trull	1 - (3 players)	3 - Nolan	2 - Nolan	None	2 - Eberle	6.1 - Eberle
No. 8/8 Georgia	3/2/19	1 - Velazquez	None	1 - (2 players)	None	None	None	2 - Rochard	4.0 - Rochard
UAB	3/3/19	2 - Bennett	1 - (4 players)	1 - (2 players)	2 - Strouth	1 - (2 players)	None	2 - Rochard	7.0 - Rochard
Georgia Tech	3/9/19	2 - (2 players)	1 - (5 players)	1 - Bennett	3 - Trull	None	None	10 - Eberle	7.0 - Eberle
Georgia Tech	3/10/19	2 - (2 players)	2 - Bailey	1 - (6 players)	4 - Velazquez	1 - (3 players)	1 - Velazquez	9 - Rochard	5.0 - Rochard
Georgia Tech	3/10/19	2 - Bailey	1 - (5 players)	1 - Strouth	2 - Strouth	1 - (2 players)	1 - Kalt	4 - Eberle	7.0 - Eberle
NC State	3/15/19	2 - Strouth	2 - Banks	2 - Velazquez	1 - 3 (players)	None	None	7 - Eberle	7.0 - Eberle
NC State	3/16/19	3 - Trull	3 - Velazquez	2 - Nolan	4 - Strouth	1 - (5 players)	None	1 - Eberle	5.0 - Eberle
NC State	3/17/19	1 - (2 players)	1 - Bennett	1 - (4 players)	1 - Bailey	None	None	3 - Eberle	7.0 - Eberle
Binghamton	3/19/19	3 - Lawter	2 - (4 players)	2 - Bailey	4 - Lawter	2 - Lawter	1 - Banks	5 - Eberle	4.0 - Eberle
Binghamton	3/19/19	2 - (2 players)	2 - (2 players)	1 - (5 players)	4 - Strouth	1 - Duff	1 - (3 players)	11 - Rochard	5.0 - Rochard
Lipscomb	3/20/19	3 - (2 players)	2 - (3 players)	1 - (3 players)	4 - Strouth	1 - (4 players)	None	6 - Eberle	7.0 - Eberle
Pitt	3/23/19	2 - (4 players)	3 - Bennett	3 - Bennett	4 - Strouth	1 - (5 players)	None	0 - Rochard	5.0 - Rochard
Pitt	3/23/19	3 - Trull	2 - Bailey	1 - (3 players)	3 - Bennett	1 - Bennett	1 - Trull	5 - Eberle	7.0 - Eberle
Pitt	3/24/19	2 - (4 players)	2 - (2 players)	2 - (2 players)	3 - (2 players)	1 - (2 players)	1 - (4 players)	13 - Rochard	7.0 - Rochard
Radford	3/27/19	2 - (2 players)	1 - (8 players)	1 - Chavez	4 - Nolan	1 - (2 players)	1 - Velazquez	6 - Eberle	5.0 - Eberle
Louisville	3/29/19	2 - (2 players)	1 - (5 players)	1 - Velazquez	2 - Bennett	1 - Bennett	None	6 - Eberle	7.0 - Eberle
Louisville	3/30/19	2 - (3 players)	2 - (2 players)	1 - (3 players)	4 - Bennett	1 - (2 players)	1 - Kalt	7 - Rochard	5.0 - Rochard
Louisville	3/31/19	2 - (3 players)	3 - Bailey	1 - (4 players)	4 - Nolan	1 - (4 players)	1 - Johnson	8 - Rochard	6.0 - Rochard



**GAME-BY-GAME STARTERS**

<b>Opponent</b>	<b>Date</b>	<b>P</b>	<b>C</b>	<b>1B</b>	<b>2B</b>	<b>3B</b>	<b>SS</b>	<b>LF</b>	<b>CF</b>	<b>RF</b>	<b>DP</b>
[RV/RV] Wichita State	2/8/19	Eberle	Duff	Walton	Lattin	Bennett	Nolan	Strouth	Banks	Davis	Velazquez
Central Michigan	2/8/19	Rochard	Lawter	Bailey	Lattin	Bennett	Nolan	Strouth	Davis	Velazquez	Slaw
Purdue	2/9/19	Eberle	Lawter	Walton	Lattin	Bennett	Nolan	Strouth	Banks	Velazquez	Slaw
College of Charleston	2/9/19	Rochard	Duff	Walton	Bailey	Bennett	Nolan	Strouth	Trull	Velazquez	Slaw
Purdue	2/10/19	Rochard	Duff	Walton	Banks	Bennett	Nolan	Strouth	Trull	Velazquez	Slaw
Detroit Mercy	2/16/19	Rochard	Duff	Walton	Banks	Bennett	Nolan	Strouth	Trull	Velazquez	Slaw
Charleston Southern	2/16/19	Eberle	Lawter	Bailey	Banks	Bennett	Nolan	Strouth	Trull	Velazquez	Duff
ETSU	2/17/19	Eberle	Lawter	Bailey	Banks	Bennett	Nolan	Strouth	Trull	Velazquez	Duff
Charleston Southern	2/17/19	Rochard	Duff	Bailey	Banks	Bennett	Nolan	Strouth	Trull	Velazquez	Walton
--/[RV] Texas State	2/22/19	Rochard	Duff	Walton	Banks	Bennett	Nolan	Strouth	Trull	Velazquez	Slaw
USF	2/22/19	Eberle	Lawter	Bailey	Banks	Bennett	Nolan	Strouth	Trull	Velazquez	Davis
Georgia State	2/23/19	Rochard	Duff	Bailey	Banks	Bennett	Nolan	Strouth	Trull	Velazquez	Chavez
--/[RV] Texas State	2/23/19	Eberle	Lawter	Bailey	Banks	Bennett	Nolan	Strouth	Trull	Velazquez	Davis
Georgia State	2/24/19	Eberle	Lawter	Bailey	Banks	Bennett	Nolan	Strouth	Trull	Velazquez	Davis
Radford	2/27/19	Rochard	Lawter	Bailey	Banks	Bennett	Nolan	Strouth	Trull	Velazquez	Davis
No. 8/8 Georgia	3/1/19	Eberle	Lawter	Bailey	Banks	Bennett	Nolan	Strouth	Trull	Velazquez	Duff
UAB	3/2/19	Eberle	Duff	Bailey	Banks	Bennett	Nolan	Strouth	Trull	Velazquez	Davis
No. 8/8 Georgia	3/2/19	Rochard	Lawter	Bailey	Banks	Bennett	Nolan	Strouth	Trull	Velazquez	Slaw
UAB	3/3/19	Rochard	Lawter	Bailey	Banks	Bennett	Nolan	Strouth	Trull	Velazquez	Slaw
Georgia Tech	3/9/19	Eberle	Lawter	Bailey	Banks	Bennett	Nolan	Strouth	Trull	Velazquez	Davis
Georgia Tech	3/10/19	Rochard	Duff	Bailey	Banks	Bennett	Nolan	Strouth	Trull	Velazquez	Davis
Georgia Tech	3/10/19	Eberle	Lawter	Bailey	Banks	Bennett	Nolan	Strouth	Trull	Velazquez	Walton
NC State	3/15/19	Eberle	Lawter	Bailey	Banks	Bennett	Nolan	Strouth	Trull	Velazquez	Walton
NC State	3/16/19	Rochard	Lawter	Bailey	Banks	Bennett	Nolan	Strouth	Trull	Velazquez	Duff
NC State	3/17/19	Eberle	Lawter	Bailey	Banks	Bennett	Nolan	Strouth	Trull	Velazquez	Duff
Binghamton	3/19/19	Eberle	Lawter	Bailey	Banks	Bennett	Nolan	Strouth	Trull	Davis	Chavez
Binghamton	3/19/19	Rochard	Duff	Bailey	Banks	Bennett	Nolan	Strouth	Davis	Velazquez	Chavez
Lipscomb	3/20/19	Rochard	Lawter	Bailey	Banks	Bennett	Nolan	Strouth	Trull	Velazquez	Chavez
Pitt	3/23/19	Rochard	Lawter	Bailey	Banks	Bennett	Nolan	Strouth	Trull	Velazquez	Chavez
Pitt	3/23/19	Eberle	Lawter	Bailey	Banks	Bennett	Nolan	Strouth	Trull	Velazquez	Chavez
Pitt	3/24/19	Rochard	Lawter	Bailey	Banks	Bennett	Nolan	Strouth	Trull	Velazquez	Chavez
Radford	3/27/19	Eberle	Lawter	Bailey	Banks	Bennett	Nolan	Strouth	Trull	Velazquez	Chavez
Louisville	3/29/19	Eberle	Lawter	Slaw	Bailey	Bennett	Nolan	Strouth	Trull	Velazquez	Chavez
Louisville	3/30/19	Rochard	Lawter	Slaw	Bailey	Bennett	Nolan	Strouth	Trull	Velazquez	Chavez
Louisville	3/31/19	Rochard	Lawter	Slaw	Bailey	Bennett	Nolan	Strouth	Trull	Velazquez	Walton





## Pete D'AMOUR (Duh-more)

- First season at Virginia Tech
- 3rd as a head coach in Division I
- Led Kennesaw State to its first NCAA Regional appearance
- Went to five super regionals and three Women's CWS at Missouri

### The D'Amour File

#### PERSONAL

BORN: Jan. 7, 1980  
 HOMETOWN: Monrovia, Maryland  
 FAMILY: Wife, Anna  
 COACHING RECORD AT VIRGINIA TECH: 30-5 (1st year)  
 CAREER HEAD COACHING RECORD: 109-42 (.722)

#### EDUCATION

Missouri - Bachelor's Degree in General Studies  
 Missouri - Master's Degree in Sports Psychology  
 JOINED TECH STAFF: May 31, 2018  
 YEARS OF COLLEGIATE HEAD COACHING: 2  
 YEARS OF COLLEGIATE COACHING: 12

#### COACHING HISTORY

2019- Virginia Tech (Head Coach)  
 2017-18 Kennesaw State (Head Coach)  
 2015-16 Missouri (Associate Head Coach)  
 2009-14 Missouri (Assistant Coach)  
 2007-08 Missouri (Volunteer Assistant Coach)

#### PLAYING HISTORY

Played SS and P in men's fastpitch for seven seasons  
 MVP of the 2007 NSA World Series  
 Played baseball at Texas A&M-Corpus Christi & Frostburg State

#### POSTSEASON EXPERIENCE

KSU 2018 (Regional - Tallahassee, Fla.)  
 2017 (NISC Semifinals - Lynchburg, Tenn.)

Missouri 2016 (Supers - Ann Arbor, Mich.)  
 2015 (Supers - Los Angeles, Calif.)  
 2014 (Regional - Columbia, Mo.)  
 2013 (Supers - Columbia, Mo.)  
 2012 (Supers - Columbia, Mo.)  
 2011 (WCWS - Oklahoma City, Okla.)  
 2010 (WCWS - Oklahoma City, Okla.)  
 2009 (WCWS - Oklahoma City, Okla.)

Virginia Tech Director of Athletics Whit Babcock announced on May 31, 2018, the hiring of head softball coach Pete D'Amour.

D'Amour joins the Hokies after two seasons as the head coach at Kennesaw State, where he led the Owls to a 79-37 record and two postseason appearances. Before taking over the Kennesaw State program in 2017, he earned a reputation as one of the nation's premier recruiters during his 10-year tenure as assistant coach at the University of Missouri, a perennial NCAA tournament participant.

D'Amour coached Kennesaw State to the 2018 Atlantic Sun Conference regular season and tournament championships en route to the program's first NCAA Regional appearance since transitioning to the Division I level in 2006, as the Owls finished the year with a 39-17 record. In his inaugural year as head coach at Kennesaw State in 2017, he guided the Owls to a 40-20 overall record and a berth in the National Invitational Softball Championship.

Prior to accepting the head coaching job at Kennesaw State, D'Amour spent a decade at Missouri as an assistant coach, serving as associate head coach for his final two seasons in 2015-16. During his tenure in Columbia, the Tigers qualified for the NCAA tournament in each of his 10 seasons on the staff, reaching five NCAA super regionals and earning three consecutive trips to the Women's College World Series from 2009-11.

Kennesaw State went 39-17 and 14-3 in the ASUN this past season and earned a No. 3 seed in the Tallahassee Regional. D'Amour was named ASUN Coach of the Year and seven Owls earned ASUN all-conference accolades, including ASUN Pitcher of the Year Alley Cutting and ASUN Freshman of the Year Patricia Awald. Awald was one of 25 finalists up for NFCA National Freshman of the Year. Kennesaw State entered this year's NCAA tournament ranked No. 34 in the RPI, a program-best, while competing in arguably the best mid-major conference in the country.

In D'Amour's first season at Kennesaw State, the Owls went 40-20, the program's first ever 40-win season, and reached the quarterfinals of the National Invitational Softball Championship. The Owls peaked at No. 47 in the RPI and led the ASUN in all major offensive categories, including batting average (.303), runs scored (302), hits (505), doubles (83), triples (19), home runs (45) and slugging percentage (.456). D'Amour also helped Courtney Sutter and seven other student-athletes earn ASUN postseason accolades.

The Monrovia, Maryland native made a name for himself nationally as a staunch recruiter and a developer of pitchers and catchers in his decade on the coaching staff at Missouri. D'Amour, who called pitches for 11 no-hitters with the Tigers, mentored 11 NCAA Division I All-Americans, two SEC Freshmen of the Year, three conference pitchers of the year, a national earned run average leader and a defensive player of the year. The Tigers won two Big 12 championships in 2009 and 2012 and finished in the top three of the SEC twice thanks in large part to D'Amour's connections in the fertile recruiting grounds of California. In two seasons as associate head coach and recruiting coordinator, D'Amour put together FloSoftball's third-ranked recruiting class in 2017, and the Tigers went to back-to-back super regionals. D'Amour was a part of three coaching staffs that earned NFCA Midwest Staff of the Year honors.

D'Amour earned a bachelor's degree in general studies with an emphasis in business, English and history, and a master's degree in sports psychology from the University of Missouri. He started throwing underhand at the age of four while serving as batboy for his father's fast-pitch team. He played shortstop and pitched men's fast pitch for seven seasons, including three in the ISC Travel League and was the MVP of the NSA World Series in 2007. During his last ASA National Tournament, D'Amour hit .500 (7-for-14) with three home runs. He also played one year of college baseball at Texas A&M-Corpus Christi, where he was an infielder, in addition to a one-year stint at Frostburg State.

#### RECORD vs. OPPONENTS

Akron	1-0
Auburn	0-3
Austin Peay	0-1
Belmont	3-0
Bethune-Cookman	1-0
Binghamton	2-0
Bucknell	2-0
Central Michigan	1-0
Charleston Southern	2-0
College of Charleston	1-0
Dartmouth	2-0
DePaul	0-2
Detroit Mercy	3-0
East Tennessee State	2-0
Eastern Illinois	1-1
Florida Gulf Coast	4-3
Florida A&M	1-0
Fort Wayne	2-0
Georgia	1-2
Georgia State	7-1
Georgia Tech	3-3
Hofstra	0-1
Illinois	1-1
IUPUI	1-0
Jacksonville	5-2
Jacksonville State	1-2
Lamar	0-1
Liberty	1-2
Lipscomb	6-0
LIU Brooklyn	1-0
Louisville	2-1
Marist	2-0
Michigan State	2-0
Morehead State	2-1
NC State	4-1
Omaha-Nebraska	1-0
Niagara	1-0
North Florida	5-2
Northern Iowa	0-1
Pitt	3-0
Purdue	2-0
Quinnipiac	0-1
Radford	4-1
Rutgers	0-2
Samford	1-0
South Carolina State	1-0
Southeast Missouri State	1-0
St. Louis	1-0
Stetson	5-1
Tennessee Tech	1-0
Texas State	1-1
UAB	5-0
UConn	2-0
UNC Greensboro	0-1
USC Upstaet	5-3
USF	0-1
Weber State	1-0
Wichita State	1-0
WKU	1-0





**JADA CRITTENDON** (Jay-duh)

r-Freshman | 5-1  
OF | R/R

Granby HS  
Norfolk, Va.

Major: Architecture

00

**2017-18 ACC Academic Honor Roll**

**AT THE PLATE**

- Has played in five games this year.
- Got her first career stolen base against Binghamton (3/19) in game two of the doubleheader.
- In her first at-bat as a Hokie, turned in a hit with a slap through the left side in the first game versus Binghamton (3/19).
- Redshirted last season.
- Two-time all-conference and one-time all-region at Granby.
- Played travel ball for coach Chris Smith and the Orion Hunter 18U.
- Her uncle, Kevin, ran track at North Carolina and was a three-time ACC outdoor champion in the triple jump.

**SEASON/CAREER HIGHS**

Hits 1 vs. Binghamton [1] (3/19/19)  
Runs  
RBIs  
HRs  
Walks  
Stolen Bases 1 vs. Binghamton [2] (3/19/19)  
Hitting Streak

**2019 GAME-BY-GAME STATS**

Date	Opponent	Pos	AB	R	H	RBI	2B	3B	HR	BB	SB	CS	HBP	SAC	SF	GDP	K	PO	A	E	Avg
Mar 19	BINGHAMTON-1	pr	1	0	1	0	0	0	0	0	0	0	0	0	0	0	0	0	0	0	1.000
Mar 19	BINGHAMTON-2	pr	1	0	0	0	0	0	0	0	0	1	0	0	0	0	0	0	0	0	.500
Mar 20	LIPSCOMB	pr	0	0	0	0	0	0	0	0	0	0	0	0	0	0	0	0	0	0	.500
Mar 27	RADFORD	pr	0	0	0	0	0	0	0	0	0	0	0	0	0	0	0	0	0	0	.500
Mar 30	LOUISVILLE	pr	0	0	0	0	0	0	0	0	0	0	0	0	0	0	0	0	0	0	.500
Totals		ogs	2	0	1	0	0	0	0	0	0	1	0	0	0	0	0	0	0	0	.500



**JAYME BAILEY** (JAY-me)

Freshman | 5-5  
U | R/R

Hurricane HS  
Scott Depot, W.Va.

Major: University Studies

2

**AT THE PLATE**

- Has played in 32 games and has started at first base in 26 of those games and four at second base.
- Scored three runs and had two hits against Louisville (3/31).
- Had a two-run home run versus Radford (3/27).
- Brought in the game-winning run off a sacrifice fly and got on base with one walk at NC State (3/17).
- Turned in a two-run home run against NC State (3/16).
- Registered two home runs in a doubleheader vs. Georgia Tech (3/10), with one in each game.
- Had a double versus No. 8 Georgia (3/1).
- Posted two hits, a walk and the first RBI of her career against ETSU (2/17).
- Recorded a career-high 14 putouts at first base and a single at Charleston Southern (2/16).
- Four-year letterwinner at Hurricane High School for coaches Josh Caldwell and Meghan Stevens.
- Four-time WVSSAC AAA state champion.
- Triple crown 16U national champion in Austin, Texas in 2017 with Beverly Bandits.
- PGF 16U Premier national champion in Huntington Beach, California in 2017 with the Beverly Bandits.

**SEASON/CAREER HIGHS**

Hits 3 vs. Lipscomb (3/20/19)  
Runs 3 vs Louisville (3/31/19)  
RBIs 2, 4x, last vs. Radford (3/27/19)  
HRs 1, 6x, last vs. Louisville (3/30/19)  
Walks 2, 2x last at vs. Pitt {3} (3/24/19)  
Stolen Bases  
Hitting Streak 6 games (3/19/19-3/24/19)

**2019 GAME-BY-GAME STATS**

Date	Opponent	Pos	AB	R	H	RBI	2B	3B	HR	BB	SB	CS	HBP	SAC	SF	GDP	K	PO	A	E	Avg
Feb 08	vs Wichita State	pr/1b	0	1	0	0	0	0	0	0	0	0	0	0	0	0	0	0	2	0	.000
Feb 08	vs Central Michigan	*1b	2	0	0	0	0	0	0	0	0	0	0	0	0	0	0	1	0	0	.000
Feb 09	vs Purdue	*2b	1	0	0	0	0	0	0	0	0	0	0	0	0	0	0	2	2	0	.000
Feb 09	at Col. of Charleston	*2b	2	1	0	0	0	0	0	0	0	0	0	0	0	0	0	1	1	0	.000
Feb 16	at Charleston So.	*1b	3	0	1	0	0	0	0	0	0	0	0	0	1	0	0	14	0	0	.125
Feb 17	vs ETSU	*1b	3	2	2	1	0	0	0	1	0	0	0	0	0	0	0	0	11	1	.273
Feb 17	at Charleston So.	*1b	3	2	2	0	0	0	0	1	0	0	0	0	0	0	0	3	0	0	.357
Feb 22	at South Florida	*1b	3	0	1	0	0	0	0	0	0	1	0	0	0	0	0	8	0	0	.333
Feb 23	vs Georgia State	*1b	3	0	1	0	0	0	0	0	0	1	0	0	0	0	0	0	2	0	.333
Feb 23	vs Texas State	*1b	3	1	1	1	0	0	0	0	0	0	0	0	0	0	0	10	0	0	.333
Feb 24	vs Georgia State	*1b	2	1	0	0	0	0	0	1	0	0	0	0	0	0	0	10	0	0	.333
Feb 27	at Radford	*1b	0	1	0	0	0	0	0	1	0	0	0	0	0	0	0	4	0	0	.333
Mar 01	at Georgia	*1b	4	0	1	0	0	0	0	0	0	0	0	0	0	0	0	9	0	0	.250
Mar 02	vs UAB	*1b	3	0	2	0	0	0	0	0	0	0	1	0	0	0	0	10	0	0	.333
Mar 02	at Georgia	*1b	2	0	0	0	0	0	0	0	0	0	0	0	0	0	0	2	0	0	.333
Mar 03	vs UAB	*1b	3	0	1	0	0	0	0	0	0	0	0	0	0	0	0	1	6	0	.333
Mar 09	GEORGIA TECH	*1b	1	0	0	1	0	0	0	0	0	0	0	0	0	0	0	0	8	0	.333
Mar 10	GEORGIA TECH-1	*1b	3	2	1	2	0	0	1	1	0	0	0	0	0	0	0	3	0	0	.325
Mar 10	GEORGIA TECH-2	*1b	3	1	2	1	0	0	1	0	0	0	0	0	0	0	0	14	0	0	.349
Mar 15	at NC State	*1b	3	0	1	0	0	0	0	0	0	0	0	0	0	0	0	11	0	0	.349
Mar 16	at NC State	*1b	3	0	1	2	0	0	1	0	0	0	0	0	0	0	0	11	0	0	.347
Mar 17	at NC State	*1b	1	0	0	1	0	0	0	1	0	0	0	0	0	0	0	12	0	0	.340
Mar 19	BINGHAMTON-1	*1b	1	2	1	0	0	0	0	2	0	0	0	0	0	0	0	2	0	0	.353
Mar 19	BINGHAMTON-2	*1b	2	0	1	0	1	0	0	0	0	0	0	0	0	0	0	0	0	0	.358
Mar 20	LIPSCOMB	*1b	4	1	3	2	1	0	1	0	0	0	0	0	0	0	0	8	0	0	.386
Mar 23	at Pitt-1	*1b	4	1	2	1	0	0	0	0	0	0	0	0	0	0	0	1	0	0	.393
Mar 23	at Pitt-2	*1b	4	2	2	2	1	0	0	0	0	0	0	0	0	0	0	10	0	0	.400
Mar 24	at Pitt	*1b	2	1	0	0	0	0	2	0	0	0	0	0	0	0	0	0	0	0	.403
Mar 27	RADFORD	*1b	3	1	1	2	0	0	1	0	0	0	0	0	0	0	0	4	0	0	.400
Mar 29	LOUISVILLE	*2b	4	0	0	0	0	0	0	0	0	0	0	0	0	0	0	1	0	3	.378
Mar 30	LOUISVILLE	*2b	1	1	1	0	0	0	0	0	0	0	0	0	0	0	0	3	0	0	.390
Mar 31	LOUISVILLE	*2b	3	2	2	0	1	0	0	1	0	0	0	0	0	0	0	1	1	0	.400
Totals		3ogs	80	27	32	15	8	0	6	12	0	3	4	2	1	1	5	184	7	2	.400





KEELY ROCHAROD (KEY-lee row-SHARD)

Sophomore | 5-8  
P | R/R

Warhill HS  
Williamsburg, Va.

Major: Management

3

NFCA DI National Pitcher of the Week (2/19/19)  
Fastpitch News DI Pitcher of the Week (2/19/19)  
2x ACC Co-Pitcher of the Week (2/12/19) & (2/19/19)

IN THE CIRCLE

- Has played in 18 games, starting 16 of those in the circle.
- Racked up 15 Ks in two win in the circle vs. UofL (3/30-31).
- Tied a career-high 13 strikeouts at Pitt (3/24).
- Threw a two-hitter in five innings versus Binghamton (3/19) on her way to 11 strikeouts.
- Lasted 44.0 innings to start the year without giving up an extra-base hit, allowing a double to Radford (2/27) while allowing only two hits in three innings with five strikeouts.
- Threw two no-hitters in consecutive days on Feb. 16-17, becoming only the third player in school history to accomplish the feat and the first since 2000.
- Accomplished shutouts against all three opponents that she faced opening weekend.

SEASON HIGHS

Innings (High) 7.0, 6x, last at Pitt (3/24/19)  
Strikeouts (High) 13, 3x, last at Pitt (3/24/19)  
Hits (Low) (Min. 5 IP) 0, 2x, last at Charleston Southern (2/17/19)  
Runs (Low) (Min. 5 IP) 0, 8x, last at Pitt (3/23/19)  
Earned Runs (Low) (Min. 5 IP) 0, 9x, last at Pitt (3/24/19)  
Walks (Low) (Min. 5 IP) 0, 3x, last vs. Louisville (3/31/19)  
Number of Pitches (High) 112 vs. Georgia Tech (3/10/19)

CAREER HIGHS

Innings 7.0, 7x, last at Pitt (2/24/19)  
Strikeouts 13, 3x, last at Pitt (3/24/19)  
Hits (Low) (Min. 5 IP) 0, 4x, last at Georgia State (2/24/19)  
Runs (Low) (Min. 5 IP) 0, 10x, last at Pitt (3/23/19)  
Earned Runs (Low) (Min. 5 IP) 0, 11x, last at Pitt (3/24/19)  
Walks (Low) (Min. 5 IP) 0, 4x, last vs. UAB (3/3/19)  
Most Number of Pitches 129 vs. Ball State (3/6/18)

2019 GAME-BY-GAME STATS

Table with columns: Date, Opponent, GS, IP, H, R, ER, BB, SO, 2B, 3B, HR, WP, BK, HBP, IBB, Score, W-L, Sv, ERA, NP. Lists game-by-game performance for 2019.



DARBY TRULL

Sophomore | 5-3  
OF | L/L

Nation Ford HS  
Fort Mill, S.C.

Major: Consumer Studies

4

College Sports Madness ACC Player of the Week (2/18/19)

AT THE PLATE

- Has played in 32 games, drawing 31 starts in center field.
- Recorded two hits and two runs versus Louisville (3/31).
- Tied a career high in hits (4) and RBIs (3) at No. 8 Georgia (3/1).
- Tallied an inside the park-home-run versus USF (2/22).
- Racked up nine hits, six RBIs and her first-ever home run at the college level at the Wingate by Wyndham Invitational to earn College Sports Madness ACC Player of the Week.
- Tallied a career-high four hits, three RBIs and her first home run as a Hokie versus ETSU (2/17).

SEASON HIGHS

Hits 4, 2x, last vs. No. 8 Georgia (3/1/19)  
Runs 3 vs. UAB (3/2/19)  
RBIs 3, 4x, last at NC State (3/16/19)  
HRs 1, 4x, last at NC State (3/16/19)  
Walks 2, 2x, last vs. Purdue (2/10/19)  
Stolen Bases 1, 5x, last at Pitt (3/23/19)  
Hitting Streak 9 games (2/9/10 - 2/23/19)

CAREER HIGHS

Hits 4, 2x, last at No. 8 Georgia (3/1/19)  
Runs 3 vs. UAB (3/2/19)  
RBIs 3, 4x, last at NC State (3/16/19)  
HRs 1, 4x, last at NC State (3/16/19)  
Walks 3 vs. Lamar (2/8/18)  
Stolen Bases 1, 6x, last at Pitt (3/23/19)  
Hitting Streak 9 games (2/9/10 - 2/23/19)

2019 GAME-BY-GAME STATS

Table with columns: Date, Opponent, Pos, AB, R, H, RBI, 2B, 3B, HR, BB, SB, CS, HBP, SAC, SF, GDP, K, PO, A, E, Avg. Lists game-by-game performance for 2019.





**DANI HUGNEY** (HUGH-gknee)

Junior | 5-4  
IF | R/R

Fairfax Station, Va.  
Robinson Secondary School

Major: Biology

5

**2017-18 ACC Academic Honor Roll**

**AT THE PLATE**

- Has played in six games.
- Had an at-bat at Radford (2/27) as a pinch hitter.
- Appeared in one at-bat versus [RV] Texas State (2/22).
- Pinch-hit at Charleston Southern (2/17).
- Singled to right field and scored a run, as well as swiping a base versus Detroit Mercy (2/16).
- Notched one run and one stolen base on the road at College of Charleston (2/9).
- Appeared in four games in 2018.
- Drew two walks and scored two runs against Florida A&M (2/9).
- Came in as a pinch runner at No. 15 Florida State (3/18).
- Went 2 for 2 with doubles and a run scored against Hampton (5/2).

**SEASON HIGHS**

Hits 1 vs. Detroit Mercy (2/16/19)  
Runs 1, 2x, last vs. Detroit Mercy (2/16/19)  
RBIs  
HRs  
Walks  
Stolen Bases 1, 2x, last vs. Detroit Mercy (2/16/19)  
Hitting Streak

**CAREER HIGHS**

Hits 2, 2x, last vs. Hampton (5/2/18)  
Runs 2 vs. Hampton (5/2/18)  
RBIs  
HRs  
Walks 2 vs. Florida A&M (2/9/18)  
Stolen Bases 1, 2x, last vs. Detroit Mercy (2/16/19)  
Hitting Streak

**2019 GAME-BY-GAME STATS**

Date	Opponent	Pos	AB	R	H	RBI	2B	3B	HR	BB	SB	CS	HBP	SAC	SF	GDP	K	PO	A	E	Avg	
Feb 09	at Col. of Charleston	pr	0	1	0	0	0	0	0	0	0	0	0	0	0	0	0	0	0	0	0	.000
Feb 16	vs Detroit Mercy	ph	1	1	1	0	0	0	0	0	1	0	0	0	0	0	0	0	0	0	0	1.000
Feb 17	at Charleston So.	ph	1	0	0	0	0	0	0	0	0	0	0	0	0	0	0	0	0	0	0	.500
Feb 22	vs Texas State	ph	1	0	0	0	0	0	0	0	0	0	0	0	0	0	0	0	0	0	1	.000
Feb 24	vs Georgia State	pr	0	0	0	0	0	0	0	0	0	0	0	0	0	0	0	0	0	0	0	.333
Feb 27	at Radford	ph	1	0	0	0	0	0	0	0	0	0	0	0	0	0	0	0	0	0	0	.250
Totals		ogs	4	2	1	0	0	0	0	0	2	0	0	0	0	0	0	0	0	0	1	.250



**LAUREN DUFF**

Senior | 5-8  
C | R/R

Hickory HS  
Chesapeake, Va.

Major: Criminology/Sociology

6

**2016 ACC Freshman of the Year**

**2016 NFCA Mid-Atlantic Region third team**

**AT THE PLATE**

- Has played in 19 games, drawing 10 starts at catcher and five as the designated player.
- Hit her first home run of the season versus Binghamton (3/19), a solo shot to left.
- Recorded one hit at NC State (3/16).
- Belted an RBI double, garnered two walks and a season-high 12 putouts behind the dish at Charleston Southern (2/17).
- Had two hits, including a double versus Purdue (2/10).
- Was not on the team last season.
- In 2017, started all 53 games and set career highs with 48 hits, seven home runs and 21 RBIs.
- In 2016, had a remarkable freshman season, becoming Tech's first-ever ACC Freshman of the Year.
- Owned a team-high .347 batting average, slugging percentage of .605 and five homers.

**SEASON HIGHS**

Hits 2, 3x, last at Charleston Southern (2/16/19)  
Runs 2 vs. Detroit Mercy (2/16/19)  
RBIs 1, 6x, last vs. Binghamton [2] (3/19/19)  
HRs 1 vs. Binghamton [2] (3/19/19)  
Walks 2 at Charleston Southern (2/17/19)  
Stolen Bases  
Hitting Streak 6 games (2/10/19 – 2/17/19)


**CAREER HIGHS**

Hits 3, 4x, last at Western Carolina (4/25/17)  
Runs 3, 2x, last vs. Virginia (4/30/16)  
RBIs 6 vs. Virginia (4/30/16)  
HRs 2, 2x, last vs. Seton Hall (2/26/17)  
Walks 3 vs. Pitt (3/13/16)  
Stolen Bases 1, 3x, last vs. Georgia Tech (3/31/17)  
Hitting Streak 20 games (3/9/16 - 4/10/16)

**2019 GAME-BY-GAME STATS**

Date	Opponent	Pos	AB	R	H	RBI	2B	3B	HR	BB	SB	CS	HBP	SAC	SF	GDP	K	PO	A	E	Avg		
Feb 08	vs Wichita State	*c	2	0	0	0	0	0	0	0	0	0	0	1	0	0	0	0	0	7	0	.000	
Feb 08	vs Central Michigan	ph	1	0	0	0	0	0	0	0	0	0	0	0	0	0	0	0	0	0	0	.000	
Feb 09	vs Purdue	ph	1	0	0	0	0	0	0	0	0	0	0	0	0	0	0	0	0	0	0	.000	
Feb 09	at Col. of Charleston	*c	3	1	1	0	0	0	0	0	0	0	0	0	0	0	0	0	0	6	1	.143	
Feb 10	vs Purdue	*c	4	0	2	0	1	0	0	0	0	0	0	0	0	0	0	0	0	9	1	.273	
Feb 16	vs Detroit Mercy	*c	4	2	2	1	1	0	0	0	0	0	0	0	0	0	0	0	0	9	1	.333	
Feb 16	at Charleston So.	*dh	4	1	2	1	1	0	0	0	0	0	0	0	0	0	0	0	0	0	0	.368	
Feb 17	vs ETSU	*dh	3	0	1	1	0	0	0	0	0	0	0	0	0	0	0	0	0	1	0	.364	
Feb 17	at Charleston So.	*c	2	1	1	1	0	0	0	2	0	0	0	0	0	0	0	0	0	12	1	.375	
Feb 22	vs Texas State	*c	2	0	0	0	0	0	0	0	0	0	0	1	0	0	0	0	0	2	0	.346	
Feb 23	vs Georgia State	*c	4	0	1	0	0	0	0	0	0	0	0	0	0	0	0	0	0	9	0	.333	
Feb 24	vs Georgia State	*c	1	0	1	0	0	0	0	0	0	0	0	0	0	0	0	0	0	0	0	.355	
Mar 01	at Georgia	*dh	2	0	0	0	0	0	0	0	0	0	0	0	0	0	0	0	0	2	0	.333	
Mar 02	vs UAB	*c	3	0	0	0	0	0	0	0	0	0	0	0	0	0	0	0	0	4	0	.306	
Mar 10	GEORGIA TECH-1	*c	2	0	1	0	0	0	0	1	0	0	0	0	0	0	0	0	0	9	1	.316	
Mar 16	at NC State	*dh	3	0	1	0	0	0	0	0	0	0	0	0	0	0	0	0	0	1	0	.317	
Mar 17	at NC State	*dh	3	0	0	0	0	0	0	0	0	0	0	0	0	0	0	0	0	1	0	.295	
Mar 19	BINGHAMTON-2	*c	2	1	1	1	0	0	1	1	0	0	0	0	0	0	0	0	0	11	0	.304	
Mar 24	at Pitt	ph	1	0	0	0	0	0	0	0	0	0	0	0	0	0	0	0	0	1	0	.298	
Totals		15gs	47	6	14	6	4	0	1	4	0	0	0	2	0	0	0	0	0	5	78	5	.298





**KEARA NAPOLI** (KEER-UH)

Sophomore | 5-6  
P | R/R

Cambridge HS/Georgia  
Alpharetta, Ga.

Masters: Marketing

7

**2018 SEC Academic Honor Roll**

**IN THE CIRCLE**

- Has pitched in four games.
- Came in the final inning versus Binghamton (3/19), allowing two hits and earning her first strikeout of the season to preserve the shutout win.
- Pitched in one inning against UAB (3/2).
- Came in the final inning at Radford (2/27), getting three outs and allowing only one hit to preserve the shutout.
- Debut as a Hokie came in the seventh inning vs. Purdue (2/9).
- Pitched in 8.1 innings in Athens, fanning three batters and only allowing two earned runs.
- Led Cambridge High School to a 102-19 record with a career 1.04 ERA and 908 strikeouts.
- Guided the Bears to a GHSA state championship in 2016. Georgia's Gatorade Player of the Year.
- Won the Atlanta Journal Constitution (AJC) Player of the Year.
- Played on the 2016 USA Elite Select All-America Team.
- Played travel ball with the Ohana Tigers and Atlanta Vipers.
- Father, Joseph, was a body builder.
- Mother, Kerrie, competes in CrossFit Games and is currently ranked No. 43 in the world.

**SEASON HIGHS**

Innings (High) 1.0, 2x, last vs. Binghamton [1] (3/19/19)  
 Strikeouts (High) 1 vs. Binghamton [1] (3/19/19)  
 Hits (Low) (Min. 1 IP) 1 at Radford (2/27/19)  
 Runs (Low) (Min. 1 IP) 1.0, 2x, last vs. Binghamton [1] (3/19/19)  
 Earned Runs (Low) (Min. 1 IP) 1.0, 2x, last vs. BING [1] (3/19/19)  
 Walks (Low) (Min. 1 IP) 0, 2x, last vs. Binghamton [1] (3/19/19)  
 Number of Pitches (High) 19 vs. Binghamton [1] (3/19/19)

**CAREER HIGHS**

Innings (High) 2.0 at Kentucky (4/21/18)  
 Strikeouts (High) 2 vs. Alabama (4/29/18)  
 Hits (Low) (Min. 1 IP) 0 at USC Upstate (4/18/18)  
 Runs (Low) (Min. 1 IP) 0, 6x, last vs. Binghamton [1] (3/19/19)  
 Earned Runs (Low) (Min. 1 IP) 0, 6x, last vs. BING [1] (3/19/19)  
 Walks (Low) (Min. 1 IP) 0, 6x, last vs. Binghamton [1] (3/19/19)  
 Number of Pitches (High): 27 at Northwestern (5/19/18)

**2019 GAME-BY-GAME STATS**

Date	Opponent	GS	IP	H	R	ER	BB	SO	2B	3B	HR	WP	BK	HBP	IBB	Score	W-L	Sv	ERA	NP
Feb 09	vs Purdue	0	0.0	0	0	0	3	0	0	0	0	0	0	0	0	7-5	0-0	0	9.99	13
Feb 27	at Radford	1	1.0	1	0	0	0	0	0	0	0	0	0	0	0	10-0	0-0	0	14.00	10
Mar 02	vs UAB	0	0.2	4	4	4	1	0	2	0	0	1	0	0	0	8-6	0-0	0	25.20	17
Mar 19	BINGHAMTON-1	1	1.0	2	0	0	0	0	0	0	0	0	0	0	0	12-0	0-0	0	15.75	19
Totals		0	2.2	7	7	6	4	1	2	0	0	1	0	0	0	37-11	0-0	0	15.75	59



**KELSEY BENNETT**

Freshman | 5-5  
IF | R/R

Buford HS  
Jefferson, Ga.

Major: University Studies

8

**2x ACC Co-Player of the Week (3/5/19) & (4/2/19)**

**AT THE PLATE**

- Has started all 35 games at third base.
- Went 2 for 4 with four RBIs and a HR vs. Louisville (3/30).
- Racked up three homers in the Pitt (2/23-34) series.
- Collected two RBIs, two runs scored, one home run and earned two walks against No. 8 Georgia (3/1).
- Tied a career-high three hits, scored a career-best three runs and racked up her most RBIs in game with four against [RV] Texas State (2/23), hitting back-to-back home runs.
- Hit the first home run of her career at Charleston Southern (2/17), a solo homer to left center.
- In her college debut, started it off with a bang, recording two doubles, two RBIs and one run against [RV] Wichita State (2/8).
- Three-time GHSA state champion at Buford High School.
- 2018 Gwinnett County Player of the Year.
- 2018 GHSA AAAAA Player of the Year.
- Brother is Connor, who currently plays in the Cincinnati Reds organization.

**SEASON/CAREER HIGHS**

Hits 3, 2x, last vs. [RV] Texas State (2/23/19)  
 Runs 3, 2x, last at Pitt {1} (3/23/19)  
 RBIs 4, 2x, last vs. Louisville (3/30/19)  
 HRs 2 vs. [RV] Texas State (2/23/19)  
 Walks 2 at No. 8 Georgia (3/1/19)  
 Stolen Bases 1 vs. Purdue (2/10/19)  
 Hitting Streak 8 games (3/20/19-3/31/19)

**2019 GAME-BY-GAME STATS**

Date	Opponent	Pos	AB	R	H	RBI	2B	3B	HR	BB	SO	CS	HBP	SAC	SF	GDP	K	PO	A	E	Avg	
Feb 08	vs Wichita State	*3b	3	1	2	2	2	0	0	0	0	0	0	0	0	0	0	0	1	0	0	.667
Feb 08	vs Central Michigan	*3b	2	0	1	1	0	0	0	0	0	0	0	0	0	0	0	1	0	0	.500	
Feb 09	vs Purdue	*3b	4	0	3	0	1	0	0	0	0	0	0	0	0	0	0	1	1	0	.667	
Feb 09	at Col. of Charleston	*3b	2	1	1	0	0	0	1	0	0	0	0	0	0	0	0	0	1	0	.500	
Feb 10	vs Purdue	*3b	3	0	1	0	0	0	0	1	1	0	0	0	0	0	0	0	1	0	.333	
Feb 16	vs Detroit Mercy	*3b	2	0	0	0	0	0	0	0	0	0	0	0	0	0	0	1	1	0	.000	
Feb 16	at Charleston So.	*3b	4	0	0	0	0	0	0	0	0	0	0	0	0	0	0	0	4	0	.000	
Feb 17	vs ETSU	*3b	2	0	0	0	0	0	0	1	0	0	0	0	0	0	0	0	2	0	.000	
Feb 17	at Charleston So.	*3b	3	1	1	1	0	0	1	1	0	0	0	0	0	0	0	1	0	0	.333	
Feb 22	vs Texas State	*3b	2	0	2	1	0	0	0	0	0	0	0	0	0	0	0	0	0	0	.500	
Feb 22	at South Florida	*3b	2	0	0	0	0	0	0	1	0	0	0	0	0	0	0	0	0	1	.000	
Feb 23	vs Georgia State	*3b	4	0	2	1	0	0	0	0	0	0	0	0	0	0	0	0	1	0	.500	
Feb 23	vs Texas State	*3b	3	3	3	4	0	2	0	0	0	0	0	0	0	0	0	0	5	0	.444	
Feb 24	vs Georgia State	*3b	3	0	1	0	0	0	0	0	0	0	0	0	0	0	0	1	0	4	.333	
Feb 27	at Radford	*3b	3	1	1	1	0	0	1	0	0	0	0	0	0	0	0	0	0	1	.333	
Mar 01	at Georgia	*3b	1	2	1	2	0	0	1	2	0	0	0	0	0	0	0	0	0	2	.444	
Mar 02	vs UAB	*3b	3	1	1	0	0	0	1	0	0	0	0	0	0	0	0	1	1	0	.333	
Mar 03	at Georgia	*3b	1	3	1	1	0	0	0	0	0	0	0	0	0	0	0	0	0	0	.333	
Mar 03	vs UAB	*3b	3	1	2	1	0	0	0	0	0	0	0	0	0	0	0	0	1	1	.431	
Mar 09	GEORGIA TECH	*3b	2	2	0	1	0	0	0	1	0	0	0	0	0	0	0	0	1	2	.434	
Mar 10	GEORGIA TECH-1	*3b	3	0	0	0	0	0	0	0	0	0	0	0	0	0	0	0	3	1	.411	
Mar 10	GEORGIA TECH-2	*3b	3	1	1	0	0	0	0	0	0	0	0	0	0	0	0	0	0	0	.407	
Mar 15	at NC State	*3b	3	0	1	0	0	0	0	0	0	0	0	0	0	0	0	0	2	2	.403	
Mar 16	at NC State	*3b	3	3	1	2	0	0	0	0	0	0	0	0	0	0	0	0	0	5	.415	
Mar 17	at NC State	*3b	3	1	1	1	0	0	1	0	0	0	0	0	0	0	0	0	1	0	.418	
Mar 19	BINGHAMTON-1	*3b	2	1	0	0	0	0	0	0	0	0	0	0	0	0	0	0	0	2	.406	
Mar 19	BINGHAMTON-2	*3b	3	1	0	0	0	0	0	1	0	0	0	0	0	0	0	0	0	1	.389	
Mar 20	LIPSCOMB	*3b	4	0	1	0	0	0	0	0	0	0	0	0	0	0	0	0	0	0	.362	
Mar 23	at Pitt-1	*3b	1	3	1	1	0	1	3	0	0	0	0	0	0	0	0	0	0	0	.390	
Mar 23	at Pitt-2	*3b	4	1	1	3	0	0	1	0	0	0	0	0	0	0	0	2	1	4	.383	
Mar 24	at Pitt	*3b	3	1	2	3	0	1	0	1	0	0	0	0	0	0	0	1	0	2	.393	
Mar 27	RADFORD	*3b	1	1	1	2	0	0	0	0	0	0	0	0	0	0	0	0	1	0	.430	
Mar 29	LOUISVILLE	*3b	4	1	2	2	0	0	1	0	0	0	0	0	0	0	0	1	0	5	.404	
Mar 30	LOUISVILLE	*3b	3	1	2	4	0	0	1	0	0	0	0	0	0	0	0	0	0	0	.413	
Mar 31	LOUISVILLE	*3b	3	1	2	0	0	0	1	0	0	0	0	0	0	0	0	0	0	0	.415	
Totals			35gs	94	25	39	29	5	1	11	17	1	0	3	1	0	0	8	14	62	.415	





**AL VELAZQUEZ** (Vuh-LAZ-kez)

Sophomore | 5-5  
OF | L/L

Chanhassen/Minnesota  
Aurora, Colo.

Major: Criminology

9

**AT THE PLATE**

- Has started 34 games on the season, drawing 33 in right field and one as the designated player.
- Recorded a solo home run to left field versus Louisville (3/31).
- Notched 4 RBIs, including a two-run homer, versus Georgia Tech (3/10).
- Tallied a career-high four RBIs vs. Georgia Tech (3/10).
- Brought in two runs and two hits, including a triple at No. 8 Georgia (3/1).
- Appeared in 22 games (8 starts) at Minnesota last year.
- Batted .235 with two doubles, four runs scored and five RBIs.
- A part of the 2018 Big Ten Tournament champions.

**SEASON HIGHS**

Hits 3 at College of Charleston (2/9/19)  
Runs 3, 2x, last at NC State (3/16/19)  
RBIs 4 vs. Georgia Tech (3/10/19)  
HRs 1, 3x last vs Louisville (3/31/19)  
Walks 2, 2x, last at NC State (3/15/19)  
Stolen Bases 1, 3x, last vs. Radford (3/27/19)  
Hitting Streak 10 games (2/8/19 – 2/22/19)

**CAREER HIGHS**

Hits 3 at College of Charleston (2/9/19)  
Runs 3, 2x, last at NC State (3/16/19)  
RBIs 4 at Georgia Tech (3/10/19)  
HRs 1, 3x, last vs. Louisville (3/31/19)  
Walks 2, 2x, last at NC State (3/15/19)  
Stolen Bases 1, 3x, last vs. Radford (3/27/19)  
Hitting Streak 10 games (2/8/19 – 2/22/19)

**2019 GAME-BY-GAME STATS**

Date	Opponent	Pos	AB	R	H	RBI	2B	3B	HR	BB	SB	CS	HBP	SAC	SF	GDP	K	PO	A	E	Avg
Feb 08	vs Wichita State	*dh	4	1	1	1	0	0	0	0	0	0	0	0	0	0	0	0	0	0	250
Feb 08	vs Central Michigan	*of	4	1	2	0	0	0	0	0	0	0	0	0	0	0	0	0	0	0	375
Feb 09	vs Purdue	*of	1	1	1	0	0	0	0	0	0	0	0	0	0	0	0	1	0	0	444
Feb 09	at Col. of Charleston	*of	4	2	3	3	0	0	0	0	0	0	0	0	0	0	0	0	0	0	538
Feb 10	vs Purdue	*of	3	3	2	0	0	0	1	1	0	0	0	0	0	0	0	0	1	0	562
Feb 16	vs Detroit Mercy	*of	2	1	1	0	0	0	0	1	0	0	0	0	0	0	0	0	0	0	556
Feb 16	at Charleston So.	*of	3	0	1	0	0	0	0	1	0	0	0	0	0	0	0	0	0	0	524
Feb 17	vs ETSU	*of	4	1	1	0	1	0	0	1	0	0	0	0	0	0	0	0	0	0	480
Feb 17	at Charleston So.	*of	5	1	2	0	1	0	0	0	0	0	0	0	0	0	0	0	0	0	467
Feb 22	vs Texas State	*of	4	0	0	0	0	0	0	0	0	0	0	0	0	0	0	0	0	0	469
Feb 22	at South Florida	*of	4	0	0	0	0	0	0	0	0	0	0	0	0	0	0	1	2	0	429
Feb 23	vs Georgia State	*of	4	1	1	0	0	0	0	0	0	0	0	0	0	0	0	0	0	0	410
Feb 23	vs Texas State	*of	4	0	0	1	0	0	0	0	0	0	0	0	0	0	0	0	0	0	372
Feb 24	vs Georgia State	*of	4	0	2	0	0	0	0	0	0	0	0	0	0	0	0	0	0	0	383
Feb 27	at Radford	*of	2	1	1	2	0	0	0	0	0	0	1	0	0	0	0	0	0	0	388
Mar 01	at Georgia	*of	4	2	2	1	0	1	0	0	0	0	0	1	0	0	1	1	0	1	396
Mar 02	vs UAB	*of	5	0	1	0	0	0	0	0	0	0	0	0	0	0	0	0	0	0	379
Mar 02	at Georgia	*of	5	0	1	0	0	0	0	0	0	0	0	0	0	0	0	0	0	0	363
Mar 03	vs UAB	*of	3	0	1	1	0	0	0	0	0	0	0	0	1	0	0	2	0	0	381
Mar 09	GEORGIA TECH	*of	3	1	1	0	0	0	0	0	0	0	0	0	0	0	0	0	0	0	379
Mar 10	GEORGIA TECH-1	*of	4	1	2	4	0	0	1	0	0	0	0	0	0	0	0	0	0	0	386
Mar 10	GEORGIA TECH-2	*of	4	1	1	0	0	0	0	0	0	0	0	0	0	0	1	1	0	0	378
Mar 15	at NC State	*of	2	0	0	0	0	0	0	2	0	0	0	0	0	0	0	1	1	0	368
Mar 16	at NC State	*of	3	0	0	0	0	0	0	1	0	0	0	0	0	0	0	0	0	0	367
Mar 17	at NC State	*of	3	0	0	0	0	0	0	0	0	0	0	1	0	0	0	0	0	0	354
Mar 19	BINGHAMTON-2	*of	3	2	2	1	1	0	0	1	0	0	0	0	0	0	0	0	0	0	365
Mar 20	LIPSCOMB	*of	3	1	0	0	0	0	0	1	0	0	0	0	0	0	0	1	0	0	352
Mar 23	at Pitt-1	*of	2	2	0	0	0	0	0	0	0	0	0	0	0	0	0	0	0	0	356
Mar 23	at Pitt-2	*of	4	1	2	2	1	0	0	1	0	0	0	0	0	0	0	1	0	0	362
Mar 24	at Pitt	*of	4	1	2	3	1	0	1	1	0	0	0	0	0	0	0	0	0	0	367
Mar 27	RADFORD	*of	4	2	1	1	0	0	0	0	0	0	0	0	0	0	0	0	0	0	376
Mar 29	LOUISVILLE	*of	3	0	0	0	0	0	0	1	0	0	0	0	0	0	0	2	1	0	365
Mar 30	LOUISVILLE	*of	3	1	2	0	0	0	0	0	0	0	0	0	0	0	0	1	0	0	374
Mar 31	LOUISVILLE	*of	3	2	1	0	0	0	1	1	0	0	0	0	0	0	0	0	0	0	373
Totals			3gs	11	5	6	2	0	0	1	0	0	0	0	0	0	0	0	0	0	545



**OLIVIA LATTIN**

Senior | 5-6  
IF | R/R

Kingston HS  
Kingston, N.Y.

Major: Finance

10

**AT THE PLATE**

- Registered two runs, two hits and one RBI along with a home run versus Purdue (2/9) before being injured in a collision at first base.
- Finished with a hit and a run versus Central Michigan (2/8).
- Scored two runs, three hits and finished with one RBI in the victory over [RV] Wichita State (2/8).
- Started and played in every game at second base in 2018.
- Posted 11 doubles and six home runs for the second consecutive season. Ranked second on the team with 114 assists.
- Led the team with 69 total bases, 19 RBI and tied for the team lead with 11 doubles.

**SEASON HIGHS**

Hits 3 vs. [RV] Wichita State (2/8/19)  
Runs 2, 2x, last vs. Purdue (2/9/19)  
RBIs 1, 2x, last vs. Purdue (2/9/19)  
HRs 1 vs. Purdue (2/9/19)  
Walks  
Stolen Bases  
Hitting Streak 3 games (2/8/19 – 2/9/19)

**CAREER HIGHS**

Hits 3, 6x, last vs. [RV] Wichita State (2/8/19)  
Runs 3 vs. Pitt (3/12/16)  
RBIs 5 vs. Hampton (4/3/16)  
HRs 2 vs. Western Carolina (4/19/16)  
Walks 3, 2x, last vs. Louisville 4/14/17)  
Stolen Bases 2 vs. Coppin State (2/25/17)  
Hitting Streak 7 games (2/26/17 - 3/10/17)

**2019 GAME-BY-GAME STATS**

Date	Opponent	Pos	AB	R	H	RBI	2B	3B	HR	BB	SB	CS	HBP	SAC	SF	GDP	K	PO	A	E	Avg	
Feb 08	vs Wichita State	*2b	4	2	3	1	0	0	0	0	0	0	0	0	0	0	0	0	0	2	0	750
Feb 08	vs Central Michigan	*2b	4	1	1	0	0	0	0	0	0	0	0	0	0	0	0	0	0	0	0	500
Feb 09	vs Purdue	*2b	3	2	2	1	0	0	1	0	0	0	0	0	0	0	0	0	0	3	0	545
Totals			3gs	11	5	6	2	0	0	1	0	0	0	0	0	0	0	0	0	5	0	545









## EMMA STROUTH (StrOWth)

Senior | 5-7  
OF | R/R

Southeast Guilford  
Julian, N.C.

Major: Animal & Poultry Sciences

# 14

### AT THE PLATE

- Has started all 35 games in left field.
- Hit a run-rule walk-off home run versus Louisville (3/31).
- Had two hits, two scored runs and four RBIs at Pitt (3/23).
- Posted a two two-run doubles versus Binghamton (3/19), while finishing with six RBIs in the doubleheader.
- Had a season-high 4 RBIs off a grand slam at NC State (3/16).
- Garnered a two-run home run versus Georgia Tech (3/10).
- Recorded three hits, including Tech's first triple of the season, and three RBIs in the second matchup against Purdue (2/10).
- Opened the year with a double, single, RBI and two runs versus [RV] Wichita State (2/8).

### SEASON HIGHS

Hits	3, 4x, last vs. Lipscomb (3/20/19)
Runs	3 vs. [RV] Texas State (2/23/19)
RBIs	4, 2x, last vs. Binghamton [2] (3/19/19)
HRs	1, 7x, last vs. Louisville (3/31/19)
Walks	2 at Pitt (3/24)
Stolen Bases	1, 5x, last at Pitt (3/24)
Hitting Streaks	9 games (2/8/19 - 2/17/19)

### CAREER HIGHS

Hits	3, 11x, last vs. Lipscomb (3/20/19)
Runs	3, 2x, last vs. [RV] Texas State (2/23/19)
RBIs	5 vs. Western Carolina (4/19/16)
HRs	1, 19x, last vs. Louisville (3/31/19)
Walks	2, 7x, last at Pitt (3/24)
Stolen Bases	1, 9x, last at Pitt (3/24)
Hitting Streak	10 games (2/24/18 - 3/6/18)

### 2019 GAME-BY-GAME STATS

Date	Opponent	Pos	AB	R	H	RBI	2B	3B	HR	BB	SB	CS	HBP	SAC	SF	GDP	K	PO	A	E	Avg
Feb 08	vs Wichita State	*of	4	2	2	1	1	0	0	0	0	0	0	0	0	0	0	0	0	0	500
Feb 08	vs Central Michigan	*of	4	1	2	2	0	0	1	0	0	0	0	0	0	1	0	2	0	0	500
Feb 09	vs Purdue	*of	3	1	1	2	1	0	0	0	1	0	0	0	1	0	0	0	0	0	455
Feb 09	at Col. of Charleston	*of	3	2	2	2	0	0	0	1	0	0	0	0	0	0	0	1	0	0	500
Feb 10	vs Purdue	*of	4	0	3	3	2	1	0	0	0	0	0	0	0	0	0	3	0	0	556
Feb 16	vs Detroit Mercy	*of	2	1	1	1	0	0	0	0	0	0	0	0	0	0	1	0	0	0	580
Feb 16	at Charleston So.	*of	4	1	3	2	0	0	0	0	0	0	0	0	0	0	0	1	0	0	583
Feb 17	vs ETSU	*of	4	1	2	0	0	0	0	1	0	1	0	0	0	0	0	0	0	0	571
Feb 17	at Charleston So.	*of	4	2	3	2	0	0	1	0	0	0	0	0	0	0	0	2	0	0	548
Feb 22	vs Texas State	*of	2	0	1	2	0	0	0	0	0	0	0	0	0	0	0	3	0	0	545
Feb 22	at South Florida	*of	3	0	0	0	0	0	0	0	0	0	0	0	0	0	0	0	0	0	500
Feb 23	vs Georgia State	*of	4	2	3	2	0	0	1	0	0	0	0	0	0	0	0	2	0	0	433
Feb 23	vs Texas State	*of	3	3	2	0	0	0	1	0	0	0	0	0	0	0	0	4	0	0	429
Feb 24	vs Georgia State	*of	4	1	1	0	0	0	0	1	0	0	0	0	0	0	2	0	0	0	511
Feb 27	at Radford	*of	3	1	1	0	0	0	0	0	0	0	0	0	0	0	1	0	0	0	500
Mar 01	at Georgia	*of	4	1	0	0	0	0	1	0	0	0	0	0	0	0	1	0	0	0	463
Mar 02	vs UAB	*of	4	1	1	0	0	0	0	0	0	0	0	0	0	0	0	0	0	0	448
Mar 02	at Georgia	*of	2	0	0	0	0	0	0	0	0	0	0	0	0	0	3	0	0	0	453
Mar 03	vs UAB	*of	3	1	1	0	0	0	0	0	0	0	0	0	0	0	0	4	0	0	429
Mar 09	GEORGIA TECH-1	*of	3	1	0	0	0	0	0	0	0	0	0	0	0	1	0	0	0	0	409
Mar 10	GEORGIA TECH-1	*of	3	1	1	0	0	0	1	0	0	0	0	0	0	0	0	0	0	0	406
Mar 10	GEORGIA TECH-2	*of	2	1	1	2	0	0	1	1	0	0	0	0	0	0	0	0	0	0	408
Mar 15	at NC State	*of	2	0	2	1	1	0	0	1	0	0	0	0	0	0	0	0	0	0	425
Mar 16	at NC State	*of	4	1	1	4	0	0	1	0	0	0	0	0	0	0	0	0	0	0	416
Mar 17	at NC State	*of	3	0	0	0	0	0	0	0	0	0	0	0	0	0	1	1	0	0	400
Mar 19	BINGHAMTON-1	*of	3	1	2	2	1	0	0	0	0	0	0	0	0	0	1	0	0	0	389
Mar 19	BINGHAMTON-2	*of	3	0	0	0	0	0	0	0	0	0	0	0	0	0	0	1	0	0	407
Mar 20	LIPSCOMB	*of	4	2	3	4	1	0	1	0	0	0	0	0	0	0	0	0	1	0	422
Mar 23	at Pitt-1	*of	4	2	2	4	0	0	1	0	0	0	0	0	0	0	3	0	0	0	426
Mar 23	at Pitt-2	*of	4	1	1	0	0	0	0	0	0	0	0	0	0	0	1	0	0	0	418
Mar 24	at Pitt	*of	2	2	0	0	0	0	2	1	0	0	0	0	0	0	0	0	0	0	410
Mar 27	RADFORD	*of	3	1	1	1	1	0	0	0	0	0	0	0	0	0	2	0	0	0	408
Mar 29	LOUISVILLE	*of	4	1	2	0	0	0	0	0	0	0	0	0	0	0	0	0	0	0	411
Mar 30	LOUISVILLE	*of	2	1	1	1	0	0	0	0	0	0	0	0	0	1	0	0	0	0	413
Mar 31	LOUISVILLE	*of	4	1	1	2	0	0	1	0	0	0	0	0	0	0	1	0	0	0	407
Totals			35gs	113	37	46	45	8	1	8	9	5	0	2	0	1	1	6	37	0	407



## MEREDITH SLAW

Freshman | 5-11  
IF | L/R

Rappahannock HS  
Warsaw, Va.

Major: Business

# 16

### AT THE PLATE

- Has played in 22 games, drawing eight starts as the designated player and three at first base.
- Collected one run, two RBIs and came around for a double against Louisville (3/30).
- Collected her first multi-hit game of her career versus UAB (3/2), owning a single and a home run.
- Had a two-run home run versus [RV] Texas State (2/23).
- Hit her first home run at the college level at Charleston Southern (2/17), a three-run shot to right center.
- Posted her first-ever double versus Detroit Mercy (2/16), driving in a run.
- First hit was in the season opener vs. [RV] Wichita State (2/8).
- Three-sport athlete in high school, playing softball, basketball and volleyball.
- Four-year letterwinner in softball and basketball for coach Ellen Gaines in both sports.
- Two-time all-state selection.
- Three-time conference Player of the Year.
- Two-time region Player of the Year.
- VHSL Player of the Year.
- Comes from an athletics family - uncle played for the Los Angeles Dodgers' AAA team.
- Has a cousin currently playing catcher for Wake Forest.
- Had two cousins run track for Virginia and William & Mary.

### SEASON/CAREER HIGHS

Hits	2 v. UAB (3/2/19)
Runs	1, 4x, last vs. Louisville (3/31/19)
RBIs	3 at Charleston Southern (2/17/19)
HRs	1, 3x, last vs. UAB (3/2/19)
Walks	
Stolen Bases	
Hitting Streak:	4 games (2/9/19 - 2/16/19)

### 2019 GAME-BY-GAME STATS

Date	Opponent	Pos	AB	R	H	RBI	2B	3B	HR	BB	SB	CS	HBP	SAC	SF	GDP	K	PO	A	E	Avg
Feb 08	vs Wichita State	*ph	1	0	1	0	0	0	0	0	0	0	0	0	0	0	0	0	0	0	1.000
Feb 08	vs Central Michigan	*dh	2	0	1	0	0	0	0	0	0	0	0	0	0	1	0	0	0	0	.667
Feb 09	vs Purdue	*dh	4	0	0	0	0	0	0	0	0	0	0	0	0	0	0	0	0	0	.286
Feb 09	at Col. of Charleston	*dh	3	1	1	1	0	0	0	0	0	0	0	0	0	0	0	0	0	0	.308
Feb 16	vs Detroit Mercy	*dh	2	0	1	1	1	0	0	0	0	0	0	0	0	0	0	0	0	0	.333
Feb 16	at Charleston So.	ph	1	0	1	1	0	0	0	0	0	0	0	0	0	0	0	0	0	0	.375
Feb 17	vs ETSU	ph	2	0	0	0	0	0	0	0	0	0	0	0	0	0	0	0	0	0	.333
Feb 17	at Charleston So.	ph	1	1	1	3	0	0	1	0	0	0	0	0	0	0	0	0	0	0	.368
Feb 22	vs Texas State	*dh	2	0	0	0	0	0	0	0	0	0	0	0	0	0	0	0	1	0	.333
Feb 23	vs Texas State	ph	1	1	1	2	0	0	1	0	0	0	0	0	0	0	0	0	0	0	.364
Feb 27	at Radford	ph	1	0	0	1	0	0	0	0	0	0	0	0	0	0	0	0	0	0	.254
Mar 02	vs UAB	ph/dh	2	1	2	2	0	0	1	0	0	0	0	0	0	0	0	0	0	0	.400
Mar 02	at Georgia	*dh	2	0	0	0	0	0	0	0	0	0	0	0	0	0	0	0	0	0	.370
Mar 03	vs UAB	*dh	3	0	0	0	0	0	0	0	0	0	0	0	0	0	0	0	3	0	.333
Mar 09	GEORGIA TECH	ph	1	0	0	0	0	0	0	0	0	0	0	0	0	0	0	0	0	0	.323
Mar 16	at NC State	ph	1	0	0	0	0	0	0	0	0	0	0	0	0	0	0	0	0	0	.312
Mar 19	BINGHAMTON-2	ph	1	0	0	0	0	0	0	0	0	0	0	0	0	0	0	0	1	0	.303
Mar 23	at Pitt-1	ph	1	0	0	0	0	0	0	0	0	0	0	0	0	0	0	0	0	0	.294
Mar 29	LOUISVILLE	*1b	3	0	0	0	0	0	0	0	0	0	0	0	0	0	0	0	0	12	.297
Mar 30	LOUISVILLE	*1b	3	0	1	2	1	0	0	0	0	0	0	0	0	0	0	0	0	1	.300
Mar 31	LOUISVILLE	*1b	3	1	1	0	0	0	0	0	0	0	0	0	0	0	0	0	0	1	.302
Totals			11gs	43	5	13	13	3	3	0	0	0	1	0	0	0	0	7	17	1	.302





**MACKENZIE LAWTER**

Sophomore | 5-5  
C | R/R

Halifax County HS  
South Boston, Va.

Major: Multimedia Journalism  
& Political Science

18

**2017-18 ACC Academic Honor Roll**

**AT THE PLATE**

- Has played in 25 games, drawing 25 starts at catcher.
- Hit a grand slam and finished with five RBIs at Pitt (3/23).
- Went a perfect 3 for 3 with two home runs and four RBIs versus Binghamton (3/19).
- Hit a two-run homer against Georgia State (2/24).
- Belted a solo home run down the left-field line on her way to a career-high three hits versus ETSU (2/17).
- Graduated from high school a semester early and joined the Hokies in January 2018.
- Threw out six base runners on 11 attempts in 2018.
- Father played baseball at Longwood University and was recognized as Virginia Player of the Year in 1985.

**SEASON HIGHS**

Hits 3, 2x, last vs. Binghamton [1] (3/19/19)  
Runs 3 vs. ETSU (2/17/19)  
RBIs 5 at Pitt (3/23/19)  
HRs 2 vs. Binghamton [1] (3/19/19)  
Walks 1 vs. ETSU (2/17/19)  
Stolen Bases 1, 2x, last at Radford (2/27/19)  
Hitting Streak 2 games, 2x, last (3/17/19 - 3/19/19)

**CAREER HIGHS**

Hits 3, 2x, last vs. Binghamton [1] (3/19/19)  
Runs 3 vs. ETSU (2/17/19)  
RBIs 5 at Pitt (3/23/19)  
HRs 2 vs. Binghamton [1] (3/19/19)  
Walks 1 vs. ETSU (2/17/19)  
Stolen Bases 1, 2x, last at Radford (2/27/19)  
Hitting Streak 2 games, 2x, last (3/17/19 - 3/19/19)

**2019 GAME-BY-GAME STATS**

Date	Opponent	Pos	AB	R	H	RBI	ZB	3B	HR	BB	SB	CS	HBP	SAC	SF	GDP	K	PO	A	E	Avg
Feb 08	vs Central Michigan	*c	2	0	0	0	0	0	0	0	0	0	0	0	0	0	0	14	0	0	.000
Feb 09	vs Purdue	*c	3	0	0	0	0	0	0	0	0	0	0	0	0	0	0	3	0	0	.000
Feb 16	at Charleston So.	*c/pr	0	0	0	0	0	0	0	0	0	0	0	0	0	0	5	0	0	0	.000
Feb 17	vs ETSU	*c	3	3	1	0	0	1	1	1	0	0	0	0	0	0	0	4	1	1	.300
Feb 22	at South Florida	*c	2	1	0	0	0	0	0	0	0	0	0	0	0	0	1	4	0	0	.250
Feb 23	vs Texas State	*c	1	0	0	0	0	0	0	0	0	0	1	0	0	0	4	1	1	1	.221
Feb 24	vs Georgia State	*c	1	1	1	2	0	0	1	0	0	0	0	0	0	0	5	0	0	0	.287
Feb 27	at Radford	*c	2	1	1	0	0	0	0	1	0	0	0	0	0	0	0	6	0	0	.278
Mar 01	at Georgia	*c	2	1	0	0	0	0	0	0	0	0	0	0	0	0	2	8	0	0	.238
Mar 02	at Georgia	*c	0	0	0	0	0	0	0	0	0	0	0	0	0	0	0	3	0	0	.217
Mar 03	vs UAB	*c	1	0	0	0	0	0	0	0	0	0	0	0	0	0	0	2	0	0	.221
Mar 09	GEORGIA TECH	*c	2	0	0	0	0	0	0	0	0	0	0	0	0	0	10	0	0	0	.214
Mar 10	GEORGIA TECH-2	*c	0	0	0	0	0	0	0	0	0	0	0	0	0	0	0	4	0	0	.214
Mar 15	at NC State	*c	0	0	0	0	0	0	0	0	0	0	0	0	0	0	7	1	0	0	.214
Mar 16	at NC State	*c	0	0	0	0	0	0	0	0	0	0	0	0	0	0	1	1	0	0	.200
Mar 17	at NC State	*c	2	0	1	0	0	0	0	0	0	0	0	0	0	0	1	3	0	0	.212
Mar 19	BINGHAMTON-1	*c	3	2	3	4	0	0	2	0	0	0	0	0	0	0	6	0	0	0	.278
Mar 20	LIPSOMB	*c	2	0	0	0	0	0	1	0	0	0	0	0	0	0	1	7	0	0	.263
Mar 23	at Pitt-1	*c	2	2	2	5	0	0	1	0	0	0	0	0	0	0	0	8	1	0	.293
Mar 23	at Pitt-2	*c	1	1	1	1	0	0	1	0	0	0	0	0	0	0	0	5	0	0	.295
Mar 24	at Pitt	*c	0	1	1	0	0	0	0	0	0	0	0	0	0	0	1	14	0	0	.298
Mar 27	RADFORD	*c	1	1	0	0	0	0	0	0	0	0	0	0	0	0	0	7	0	0	.306
Mar 29	LOUISVILLE	*c	0	0	1	1	0	0	0	0	0	0	0	0	0	0	6	0	0	0	.308
Mar 30	LOUISVILLE	*c	1	1	0	0	0	0	0	0	0	0	0	0	0	0	7	0	0	0	.291
Mar 31	LOUISVILLE	*c	1	1	2	0	0	0	1	0	0	0	0	0	0	0	0	8	0	0	.283
Totals			25gs	58	16	17	18	0	6	3	2	0	2	0	2	0	7	151	4	2	.253



**KINSEY JOHNSON**

Senior | 5-9  
OF | R/R

River Hill HS  
Highland, Md.

Major: Marketing Management

19

**2017-18 ACC Academic Honor Roll**

**AT THE PLATE**

- Has played in 22 games.
- Scored one run in all three series games versus Louisville
- Scored one run in the final game in the series at Pitt (3/24).
- Made her first putout of the season, catching a fly ball in the outfield against Binghamton (3/19).
- Pinch ran and scored in two games at NC State (3/15, 3/16).
- Scored one run versus UAB (3/3).
- Stole a base in the second game against Georgia State (2/24).
- Registered a hit and scored a run in the first matchup versus Purdue (2/9).
- Appeared in 31 games in 2018.
- Virginia Tech's top option off the bench as a pinch runner.
- Went 4 for 5 on stolen base attempts.

**SEASON HIGHS**

Hits 1 vs. Purdue (2/9/19)  
Runs 1, 10x, last vs Louisville (3/31/19)  
RBIs 1 vs. Detroit Mercy (2/16/19)  
HRs  
Walks 1 vs. Detroit Mercy (2/16/19)  
Stolen Bases 1, 3x, last vs. Louisville (3/31/19)  
Hitting Streak

**CAREER HIGHS**

Hits 3 at NC State (3/5/16)  
Runs 1, 30x, last vs. Louisville (3/31/19)  
RBIs 2 at Western Carolina (4/25/17)  
HRs 1 at Western Carolina (4/25/17)  
Walks 2 vs. Mercer (4/2/16)  
Stolen Bases 1, 11x, last vs. Louisville (3/31/19)  
Hitting Streak 2 games (4/18/17 - 4/19/17)

**2019 GAME-BY-GAME STATS**

Date	Opponent	Pos	AB	R	H	RBI	ZB	3B	HR	BB	SB	CS	HBP	SAC	SF	GDP	K	PO	A	E	Avg
Feb 08	vs Central Michigan	pr/of	1	1	1	0	0	0	0	0	0	0	0	0	0	0	0	0	0	0	1.000
Feb 09	vs Purdue	pr	0	0	0	0	0	0	0	0	0	0	0	0	0	0	0	0	0	0	.500
Feb 16	vs Detroit Mercy	pr/dh	0	1	0	1	0	0	0	1	0	0	0	0	0	0	0	0	0	0	1.000
Feb 17	at Charleston So.	pr	0	0	0	0	0	0	0	0	0	0	0	0	0	0	0	0	0	0	.000
Feb 22	vs Texas State	ph	1	0	0	0	0	0	0	0	0	0	0	0	0	0	0	0	0	0	.500
Feb 22	at South Florida	pr	0	0	0	0	0	0	0	0	0	0	0	0	0	0	0	0	0	0	.500
Feb 23	vs Georgia State	pr	0	1	0	0	0	0	0	0	0	0	0	0	0	0	0	0	0	0	.500
Feb 24	vs Georgia State	pr	0	0	0	0	0	0	0	0	0	0	0	0	0	0	0	0	0	0	.500
Mar 01	at Georgia	pr	0	0	0	0	0	0	0	0	0	0	0	0	0	0	0	0	0	0	.500
Mar 03	vs UAB	pr	0	1	0	0	0	0	0	0	0	0	0	0	0	0	0	0	0	0	.500
Mar 09	GEORGIA TECH	pr	0	1	0	0	0	0	0	0	0	0	0	0	0	0	0	0	0	0	.500
Mar 10	GEORGIA TECH-1	pr	0	1	0	0	0	0	0	0	0	0	0	0	0	0	0	0	0	0	.500
Mar 10	GEORGIA TECH-2	pr	0	0	0	0	0	0	0	0	0	0	0	0	0	0	0	0	0	0	.500
Mar 15	at NC State	pr	0	1	0	0	0	0	0	0	0	0	0	0	0	0	0	0	0	0	.500
Mar 16	at NC State	pr	0	1	0	0	0	0	0	0	0	0	0	0	0	0	0	0	0	0	.500
Mar 17	at NC State	pr	0	0	0	0	0	0	0	0	0	0	0	0	0	0	0	0	0	0	.500
Mar 15	at NC State	pr	0	1	0	0	0	0	0	0	0	0	0	0	0	0	0	0	0	0	.500
Mar 17	at NC State	pr	0	1	0	0	0	0	0	0	0	0	0	0	0	0	0	0	0	0	.500
Mar 19	BINGHAMTON-1	ph/of	2	0	0	0	0	0	0	0	0	0	0	0	0	0	0	0	1	1	.250
Mar 23	at Pitt-1	pr	0	1	0	0	0	0	0	0	0	0	0	0	0	0	0	0	0	0	.250
Mar 23	at Pitt-2	pr	0	0	0	0	0	0	0	0	0	0	0	0	0	0	0	0	0	0	.250
Mar 24	at Pitt	pr	0	1	0	0	0	0	0	0	0	0	0	0	0	0	0	0	0	0	.250
Mar 29	LOUISVILLE	pr	0	1	0	0	0	0	0	0	0	0	0	0	0	0	0	0	0	0	.250
Mar 30	LOUISVILLE	pr	0	1	0	0	0	0	0	0	0	0	0	0	0	0	0	0	0	0	.250
Mar 31	LOUISVILLE	pr	0	1	0	0	0	0	0	0	0	0	0	0	0	0	0	0	0	0	.250
Totals			4	13	1	1	0	0	0	1	3	0	0	0	0	0	0	2	1	0	.250





**SIERRA WALTON** (See-AIR-uh)

Senior | 5-7  
C/1B | R/R

Dowling Catholic HS/Indian Hills CC  
Des Moines, Iowa

Major: Public Relations

20

**AT THE PLATE**

- Has played in 15 games, drawing eight starts at first base and three as the designated player.
- Scored a run and earned a walk as the designated hitter at Pitt (3/23).
- Posted an RBI single and a walk in the Binghamton (3/19) doubleheader.
- Turned in a season-high two doubles and two RBIs at Charleston Southern (2/17).
- Recorded at least one hit and one RBI in her first three games of the season.
- Finished with one hit and one RBI versus College of Charleston (2/9).
- Had a double and two RBIs in the season opener versus [RV] Wichita State (2/8) and the first contest against Purdue (2/9/19).
- Played in 46 games with 44 starts in 2018.
- Started the final 29 games of the season behind the plate.
- Ranked second on the team with a .266 batting average.

**SEASON HIGHS**

Hits 2 at Charleston Southern (2/17/19)  
Runs 1 at Pitt (3/23/19)  
RBIs 2, 3x, last at Charleston Southern (2/17/19)  
HRs  
Walks 1, 2x, last vs. UAB (3/2/19)  
Stolen Bases  
Hitting Streak 3 games (2/8/19 – 2/9/19)

**CAREER HIGHS**

Hits 2, 10x, last at Charleston Southern (2/17/19)  
Runs 2 vs. Hampton (5/2/18)  
RBIs 2, 3x, last at Charleston Southern (2/17/19)  
HRs 1 vs. Hampton (5/2/18)  
Walks 2, 2x, last vs. Duke (4/20/18)  
Stolen Bases  
Hitting Streak 5 games (2/24/18 - 3/3/18)

**2019 GAME-BY-GAME STATS**

Date	Opponent	Pos	AB	R	H	RBI	2B	3B	HR	BB	SB	CS	HBP	SAC	SF	GDP	K	PO	A	E	Avg
Feb 08	vs Wichita State	**1b	2	0	1	2	1	0	0	0	0	0	0	0	0	0	1	3	0	0	.500
Feb 09	vs Purdue	**1b	4	0	1	2	1	0	0	0	0	0	0	0	0	0	9	0	1	0	.333
Feb 09	at Col. of Charleston	**1b	4	0	1	1	0	0	0	0	0	0	0	0	0	0	2	0	0	0	.300
Feb 10	vs Purdue	**1b	3	0	0	0	0	0	0	1	0	0	0	0	0	0	1	2	0	0	.231
Feb 16	vs Detroit Mercy	**1b	2	0	0	0	0	0	0	0	0	0	0	0	0	0	3	0	0	0	.200
Feb 17	at Charleston So.	*dh	4	0	2	2	2	0	0	0	0	0	0	0	0	0	0	0	0	0	.263
Feb 22	vs Texas State	**1b	2	0	0	0	0	0	0	0	0	0	0	0	0	0	6	0	1	0	.238
Mar 02	vs UAB	ph	0	0	0	1	0	0	0	1	0	0	0	0	0	0	0	0	0	0	.238
Mar 10	GEORGIA TECH-1	ph	1	0	0	0	0	0	0	0	0	0	0	0	0	0	0	0	0	0	.227
Mar 10	GEORGIA TECH-2	*dh	3	0	1	0	1	0	0	0	0	0	0	0	0	0	1	0	0	0	.240
Mar 15	at NC State	*dh	3	0	1	0	0	0	0	0	0	0	0	0	0	0	1	0	0	0	.250
Mar 19	BINGHAMTON-1	1b	0	0	0	1	0	0	0	0	0	0	0	0	0	0	0	0	0	0	.250
Mar 19	BINGHAMTON-2	1b	2	1	1	1	0	0	0	0	0	0	0	0	0	0	1	0	1	0	.267
Mar 23	at Pitt-1	1b	0	1	0	0	0	0	0	1	0	0	0	0	0	0	0	0	0	0	.267
Mar 23	at Pitt-1	*dh	3	0	0	0	0	0	0	0	0	0	0	0	0	0	2	0	0	0	.242
Mar 31	LOUISVILLE	*dh	3	0	0	0	0	0	0	0	0	0	0	0	0	0	2	0	0	0	.242
Totals		10gs	33	2	8	9	5	0	0	4	0	0	0	0	0	0	6	26	0	3	.242



**STACY KALT**

Freshman | 5-6  
U | R/R

Churchill HS  
Fallon, Nev.

Major: Human Nutrition, Foods  
and Exercise

21

**AT THE PLATE**

- Has played in 22 games.
- Collected one scored run versus Louisville (3/30).
- Hit her first career home run at Pitt (3/23).
- Played third base for the first time this season, getting two putouts while scoring a run versus Binghamton (3/19).
- Recorded a stolen base on her way to scoring the game-winning walk-off run versus Georgia Tech (3/10).
- Earned a walk against [RV] Texas State (2/22), while stealing a base and scoring a run.
- Tallied her first career hit versus Detroit Mercy (2/16) and her first-ever run while swiping a steal.
- Saw her first action against Purdue (2/9) and stole a base.
- A three-sport athlete during her prep career, playing softball, volleyball and basketball.
- For softball, she had four region and state appearances, won two state championships and two region titles.
- Earned Team Offensive MVP, All-Conference and All-State Honors while being a captain.
- Was a setter for volleyball and a guard on the basketball team, earning a letter for basketball and making it to the region and state tournaments.
- Played travel ball for coach Michael Bastian for Team TFS Elite.
- 2015 USSA Offensive Player, 2016 All-Star Tournament Team and 2018 Elite Eight team Colorado Sparkler.

**SEASON/CAREER HIGHS**

Hits 1, 2x, last at Pitt (3/23/19)  
Runs 1, 8x, last at Pitt (3/24/19)  
RBIs 1 at Pitt (3/23/19)  
HRs 1 at Pitt (3/23/19)  
Walks 1 vs. [RV] Texas State (2/22/19)  
Stolen Bases 1, 9x, last at Pitt (3/24/19)  
Hitting Streak

**2019 GAME-BY-GAME STATS**

Date	Opponent	Pos	AB	R	H	RBI	2B	3B	HR	BB	SB	CS	HBP	SAC	SF	GDP	K	PO	A	E	Avg	
Feb 08	vs Central Michigan	pr	0	0	0	0	0	0	0	0	0	0	0	0	0	0	0	0	0	0	.000	
Feb 09	vs Purdue	pr	0	1	0	0	0	0	0	0	0	0	0	0	0	0	1	0	0	0	.000	
Feb 09	at Col. of Charleston	pr	0	0	0	0	0	0	0	0	0	0	0	0	0	0	0	0	0	0	.000	
Feb 10	vs Purdue	pr	0	0	0	0	0	0	0	0	0	0	0	0	0	0	0	0	0	0	.000	
Feb 16	vs Detroit Mercy	ph	2	1	1	0	0	0	0	0	0	0	0	0	0	0	1	0	0	0	.500	
Feb 16	at Charleston So.	pr	0	0	0	0	0	0	0	0	0	0	0	0	0	0	0	0	0	0	.500	
Feb 17	at Charleston So.	pr	0	0	0	0	0	0	0	0	0	0	0	0	0	0	0	0	0	0	.500	
Feb 22	vs Texas State	ph	0	1	0	0	0	0	0	1	0	0	0	0	0	0	0	0	0	0	.500	
Feb 23	vs Georgia State	ph	0	0	0	0	0	0	0	0	0	0	0	0	0	0	0	0	0	0	.500	
Feb 23	vs Texas State	pr	0	1	0	0	0	0	0	0	0	0	0	0	0	0	0	0	0	0	.500	
Feb 24	vs Georgia State	pr	0	0	0	0	0	0	0	0	0	0	0	0	0	0	0	0	0	0	.500	
Mar 02	vs UAB	pr	0	0	0	0	0	0	0	0	0	0	0	0	0	0	0	0	0	0	.500	
Mar 10	GEORGIA TECH-1	pr	0	0	0	0	0	0	0	0	0	0	0	0	0	0	0	0	0	0	.500	
Mar 10	GEORGIA TECH-2	pr	0	1	0	0	0	0	0	0	0	0	0	0	0	0	0	0	0	0	.500	
Mar 15	at NC State	pr	0	0	0	0	0	0	0	0	0	0	0	0	0	0	0	0	0	0	.500	
Mar 17	at NC State	pr	0	0	0	0	0	0	0	0	0	0	0	0	0	0	0	0	0	0	.500	
Mar 19	BINGHAMTON-1	ph/3b	1	0	0	0	0	0	0	0	0	0	0	0	0	0	0	0	0	0	.333	
Mar 19	BINGHAMTON-2	pr	0	1	0	0	0	0	0	0	0	0	0	0	0	0	0	0	0	0	.333	
Mar 20	LIPSCOMB	pr/3b	0	0	0	0	0	0	0	0	0	0	0	0	0	0	0	0	1	0	1	.333
Mar 23	at Pitt-1	ph	1	1	1	1	0	0	1	0	0	0	0	0	0	0	0	0	0	0	.500	
Mar 23	at Pitt-2	pr	0	1	0	0	0	0	0	0	0	0	0	0	0	0	0	0	0	0	.500	
Mar 24	at Pitt	pr	0	1	0	0	0	0	0	0	0	0	0	0	0	0	0	0	0	0	.500	
Mar 30	LOUISVILLE	pr	0	1	0	0	0	0	0	0	0	0	0	0	0	0	0	0	0	0	.500	
Totals		0gs	4	11	2	1	0	0	1	1	0	0	0	0	0	0	0	1	3	0	1	.500





**MARA STRUM** (Mare-uh)

Freshman | 6-1  
P | R/R

William Byrd HS  
Vinton, Va.

Major: Human Nutrition, Foods  
and Exercise

22

**IN THE CIRCLE**


- Has played in one game.
- Made her collegiate debut against [RV] Texas State (2/22).
- Pitched 1.1 innings, yielding three earned runs while striking out a batter.
- Has yet to see action.
- Four-year letterwinner for coach Greg Barton.
- Guided William Byrd to a district and regional championship, while finishing third at the VHSL state tournament.
- Earned first-team VHSL all-state.
- First-team All-Timesland.
- First-team Region 4D.
- Region 4D Pitcher of the Year.
- Four-time first-team All-Blue Ridge District.
- Two-time Blue Ridge District Pitcher of the Year.
- Blue Ridge District Player of the Year.

**SEASON/CAREER HIGHS**

Innings	1.1 vs. [RV] Texas State (2/22/19)
Strikeouts	1 vs. [RV] Texas State (2/22/19)
Hits (Low)	4 vs. [RV] Texas State (2/22/19)
Runs (Low)	9 vs. [RV] Texas State (2/22/19)
Earned Runs (Low)	3 vs. [RV] Texas State (2/22/19)
Walks (Low)	7 vs. [RV] Texas State (2/22/19)
Most Number of Pitches	70 vs. [RV] Texas State (2/22/19)

**2019 GAME-BY-GAME STATS**

Date	Opponent	GS	IP	H	R	ER	BB	SO	2B	3B	HR	WP	BK	HBP	IBB	Score	W-L	Sv	ERA	NP
Feb 22	vs Texas State	0	1.1	4	9	3	7	1	2	0	0	0	0	0	0	5-17	0-0	0	15.75	70
Totals		0	1.1	4	9	3	7	1	2	0	0	0	0	0	0	5-17	0-0	0	15.75	70



**CARRIE EBERLE** (Eb-er-lee)

Junior | 6-0  
P | R/R

Charlotte Catholic HS  
Charlotte, N.C.

Major: Biology

25

- **2019 ACC Co-Pitcher of the Week (3/5/19)**
- **2019 Softball American Top-100 Player**
- **2019 JWOS Preseason All-American Third Team**
- **2019 Preseason All-ACC**
- **2018 ACC Academic Honor Roll**
- **2018 VaSID All-State Second Team**
- **2018 NFCA Second-Team All-Mid-Atlantic Region**
- **2018 Second-Team All-ACC**
- **2018 CoSIDA Academic All-District**
- **2017 ACC All-Freshmen Team**

**IN THE CIRCLE**

- Has pitched in 21 games, starting 18 of those in the circle.
- Pitched in seven innings and had six strikeouts vs. Louisville (3/29).
- Had her fifth shutout of the season vs. Radford (3/27).
- Pitched in all three games at NC State, allowing only three runs in 19 innings of work with 11 strikeouts to help Tech get the sweep.
- Recorded a career-high 10 strikeouts against Georgia Tech (3/9).
- Posted six strikeouts in seven innings at No. 8 Georgia (3/1), earning her second career win in the circle versus a top-25 team.

**SEASON HIGHS**

Innings (High)	7.0, 10x, last vs. Louisville (3/29/19)
Strikeouts	10 vs. Georgia Tech (3/9/19)
Hits (Low) (Min. 5 IP)	2 at Charleston Southern (2/16/19)
Runs (Low) (Min. 5 IP)	0, 3x, last at NC State (3/17/19)
Earned Runs (Low) (Min. 5 IP)	0, 5x, last at NC State (3/17/19)
Walks (Low) (Min. 5 IP)	0, 6x, last at NC State (3/16/19)
Number of Pitches (High)	138 vs. Lipscomb (3/23/19)

**CAREER HIGHS**

Innings (High)	8.0, 4x, last vs. Liberty (4/10/18)
Strikeouts	10 vs. Georgia Tech (3/9/19)
Hits (Low) (Min. 5 IP)	1, 3x, last vs. Liberty (4/10/18)
Runs (Low) (Min. 5 IP)	0, 11x, last at NC State (3/17/19)
Earned Runs (Low) (Min. 5 IP)	0, 15x, last at NC State (3/17/19)
Walks (Low) (Min. 5 IP)	0, 7x, last at NC State (3/16/19)
Number of Pitches (High)	138 vs. Lipscomb (3/23/19)

**2019 GAME-BY-GAME STATS**

Date	Opponent	GS	IP	H	R	ER	BB	SO	2B	3B	HR	WP	BK	HBP	IBB	Score	W-L	Sv	ERA	NP
Feb 08	vs Wichita State	*	5.0	6	3	3	5	7	2	0	0	2	0	0	0	7-3	1-0	0	4.20	101
Feb 09	vs Purdue	*	7.0	5	2	1	3	1	0	0	1	0	0	0	0	7-5	2-0	0	2.33	93
Feb 16	at Charleston So.	*	7.0	2	0	0	0	3	0	0	0	1	0	0	0	4-0	3-0	0	1.47	85
Feb 17	vs ETSU	*	7.0	6	3	1	1	4	1	0	0	1	0	0	1	8-3	4-0	0	1.35	99
Feb 22	at South Florida	*	6.0	11	7	5	0	3	0	1	0	0	2	0	0	2-7	4-1	0	2.19	80
Feb 23	vs Texas State	*	6.0	6	0	0	1	5	0	0	0	0	0	0	0	10-0	5-1	0	1.84	88
Feb 24	vs Georgia State	*	4.0	2	1	1	2	2	0	0	0	0	0	0	0	5-1	6-1	0	1.83	64
Feb 27	at Radford	*	1.0	0	0	0	0	1	0	0	0	0	0	0	0	10-0	6-1	0	1.79	12
Mar 01	at Georgia	*	7.0	11	6	3	1	6	3	1	1	0	0	0	0	7-6	7-1	0	1.96	112
Mar 02	vs UAB	*	6.1	6	2	0	1	2	1	0	0	0	0	0	0	8-6	8-1	0	1.74	82
Mar 09	GEORGIA TECH	*	7.0	10	1	1	0	10	1	0	0	1	0	1	0	5-1	9-1	0	1.66	121
Mar 10	GEORGIA TECH-1	*	2.0	2	1	1	3	0	1	0	0	1	0	0	1	7-10	9-1	0	1.71	48
Mar 10	GEORGIA TECH-2	*	7.0	7	4	4	2	4	0	0	2	0	0	0	0	5-4	10-1	0	1.94	115
Mar 15	at NC State	*	7.0	7	2	2	1	7	1	1	1	0	0	0	0	4-2	11-1	0	1.94	105
Mar 16	at NC State	*	5.0	3	1	0	0	1	2	0	0	0	0	0	0	12-1	12-1	0	1.83	52
Mar 17	at NC State	*	7.0	3	0	0	2	3	0	0	0	0	1	0	1	1-0	13-1	0	1.69	73
Mar 19	BINGHAMTON-1	*	4.0	1	0	0	2	5	0	0	0	0	0	0	1	12-0	14-1	0	1.82	67
Mar 20	LIPSCOMB	*	7.0	9	7	3	2	6	2	0	0	0	0	0	0	9-7	15-1	0	1.71	138
Mar 23	at Pitt-2	*	7.0	6	1	1	2	5	0	0	0	0	0	0	0	9-1	16-1	0	1.66	83
Mar 27	RADFORD	*	5.0	5	0	0	2	6	0	0	0	1	0	0	0	8-0	17-1	0	1.59	82
Mar 29	LOUISVILLE	*	7.0	9	7	7	2	6	3	1	0	1	0	1	0	5-7	17-2	0	1.90	125
Totals		18	121.1	117	48	33	30	91	18	4	4	9	0	7	1	149-64	17-2	0	1.90	-





GRACE CHAVEZ (SHAW-vez)

Freshman | 5-9  
C | R/R

West Career & Technical Academy  
Las Vegas, Nev.

Major: Biology

28

AT THE PLATE

- Has played in 20 games, drawing 10 starts as the designated player.
- Recorded one hit and one walk versus Louisville (3/30).
- Registered a single and a double and two RBIs at Pitt (3/24).
- Racked up three hits and four RBIs in the Binghamton (3/19) doubleheader, including a three-run home run to right center as well as an RBI single for her first multi-hit game.
- Notched a two-run homer in at NC State (3/16).
- Recorded a hit, RBI and run scored against Georgia State (2/23).
- Belted a two-run homer versus [RV] Texas State (2/22).
- Pinch-hit versus Detroit Mercy (2/16) and got the first hit of her career.
- Recorded one RBI in her debut versus College of Charleston (2/9) as a pinch-hitter.
- Registered a base on balls in the victory over Purdue (2/10) as a pinch-hitter.
- Four-year letterwinner for coach Kelly Glass at Palo Verde.
- Three-time All-Northwest League selection.
- Led team to VHSL state title in 2017.
- Earned second-team all-state in 2018.
- All-state honorable mention in 2016.

SEASON/CAREER HIGHS

Hits 2, 2x, last at Pitt (3/24/19)  
Runs 2 vs. [1] Binghamton (3/19/19)  
RBIs: 3 vs. [1] Binghamton (3/19/19)  
HRs 1, 5x, last vs. Lipscomb (3/20/19)  
Walks: 2 at Pitt (3/23/19)  
Stolen Bases  
Hitting Streak 9 games (3/19/19-3/30/19))

2019 GAME-BY-GAME STATS

Table with columns: Date, Opponent, Pos, AB, R, H, RBI, 2B, 3B, HR, BB, CS, HBP, SAC, SF, GDP, K, PO, A, E, Avg. Rows include games against Col. of Charleston, Purdue, Detroit Mercy, Charleston So., Texas State, Georgia State, Georgia Tech-1, NC State, Lipscomb, Pitt-1, Pitt-2, Radford, Louisville, and Louisville.



MADDI BANKS

Freshman | 5-6  
U | L/R

Bettendorf HS  
Bettendorf, Iowa

Major: Communication Studies

29

AT THE PLATE

- Has played in 30 games, drawing two starts in center field and 28 at second base. Missed Louisville series due to injury.
- Recorded one run, one hit, one RBI and notched one double against Pitt (3/23).
- Had one hit and a stolen base in each game of the Binghamton (3/19) doubleheader.
- Went 2 for 4 with a double and run at No. 8 Georgia (3/1).
- Tallied two hits, a career-high two RBIs and the first double of her career versus ETSU (2/17).
- Went a perfect 3 for 3 with her first-ever home run and scored a career-high three runs against Detroit Mercy (2/16).
- A three-sport athlete during her prep career, playing softball, track and basketball.
- Won two championships with the Bandits – IDT Boulder and PGF Nationals.
- And won a championship with the Firebirds, as well as MVP honors for the national tournament.
- Ran in the sprints on the track team, earning a state title, four letters, all-conference, team MVP and a Drake Relay title on her way to setting two school records.
- Earned Best Female Athlete award at Bettendorf.

SEASON/CAREER HIGHS

Hits 3 vs. Detroit Mercy (2/16/19)  
Runs 3 vs. Detroit Mercy (2/16/19)  
RBIs 2 vs. ETSU (2/17/19)  
HRs 1, 2x, last at NC State (3/16/19)  
Walks 1, 6x, last vs. Binghamton [2] (3/19/19)  
Stolen Bases 2 vs. Purdue (2/10/19)  
Hitting Streak 3 games (3/23/19-3/27/19)

2019 GAME-BY-GAME STATS

Table with columns: Date, Opponent, Pos, AB, R, H, RBI, 2B, 3B, HR, BB, CS, HBP, SAC, SF, GDP, K, PO, A, E, Avg. Rows include games against Wichita State, Purdue, Detroit Mercy, Charleston So., ETSU, Georgia Tech-1, South Florida, Georgia State, Texas State, Radford, Georgia, UAB, Lipscomb, Pitt-1, Pitt-2, Georgia Tech-1, Georgia Tech-2, NC State, Radford, Binghamton-1, Binghamton-2, Lipscomb, Pitt-1, Pitt-2, Radford, and Radford.





**KAYLEIGH ADDINGTON**

Sophomore | 5-7  
C | R/R

Rockbridge HS  
Lexington, Va.

Major: Meteorology

31

**2017-18 ACC Academic Honor Roll**

**AT THE PLATE**

- Has played in two games this year.
- Came in as a pinch hitter versus Binghamton (3/19).
- Pinched hit against Radford (2/27), blooming one behind third base but the shortstop dove and made the catch.
- Appeared in two games in 2018.
- Drew a walk vs. Florida A&M (2/9).
- Registered an at-bat vs. Hampton (5/2).

**SEASON HIGHS**

- Hits
- Runs
- RBI's
- HRs
- Walks
- Stolen Bases
- Hitting Streak

**CAREER HIGHS**

- Hits
- Runs
- RBI's
- HRs
- Walks 1 vs. Florida A&M (2/9/18)
- Stolen Bases
- Hitting Streak

**2019 GAME-BY-GAME STATS**

Date	Opponent	Pos	AB	R	H	RBI	2B	3B	HR	BB	SB	CS	HBP	SAC	SF	GDP	K	PO	A	E	Avg	
Feb 27	at Radford	ph	1	0	0	0	0	0	0	0	0	0	0	0	0	0	0	0	0	0	0	.000
Mar 19	BINGHAMTON-1	ph	1	0	0	0	0	0	0	0	0	0	0	0	0	0	0	0	0	0	0	.000
Totals		Dgs	2	0	0	0	0	0	0	0	0	0	0	0	0	0	1	0	0	0	0	.000



### NCAA STATS

Statistic	Player	National Rank	Conference Rank	Value	National Leader	Value	Conference Leader	Value
Batting Average (150 ranked)	Darby Trull	20	1	0.448	Courtney Cashman, UMass Lowell	0.592	Darby Trull, Virginia Tech	0.448
	Kelsey Bennett	75	7	0.415				
	Emma Strouth	93	9	0.407				
	Jayme Bailey	116	11	0.400				
Doubles (17 ranked)					Carly Thomas, Illinois	18	Breanna Roper, Georgia Tech	14
Doubles Per Game (141 ranked)					Carly Thomas, Illinois	0.58	Breanna Roper, Georgia Tech	0.37
Earned Run Average (150 ranked)	Carrie Eberle	83	3	1.90	Rachel Garcia, UCLA	0.54	Meghan King, Florida St.	1.13
	Keely Rochard	139	5	2.27				
Hit Batters (8 ranked)					7 players tied	1		
Hit by Pitch per Game (146 ranked)					Jana Johns, South Carolina	0.49	Berlynn Delamora, North Carolina	0.34
Hits (144 ranked)	Emma Strouth	26	3	46	Katie Yun, Ohio	56	Breanna Roper, Georgia Tech	54
	Darby Trull	57	8	43				
	Al Velazquez	83	11	41				
	Kelsey Bennett	116	15	39				
Hits Allowed Per Seven Innings (150 ranked)	Keely Rochard	24	1	4.15	Mariah Lopez, Oklahoma	3.11	Keely Rochard, Virginia Tech	4.15
Home Runs Per Game (150 ranked)	Kelsey Bennett	46	4	0.31	Alyssa DiCarlo, Georgia	0.50	Brigette Nordberg, NC State	0.42
	Caitlyn Nolan	46	4	0.31				
	Emma Strouth	118	10	0.23				
Home runs (40 ranked)	Kelsey Bennett	22	4	11	Alyssa DiCarlo, Georgia	19	Brigette Nordberg, NC State	14
	Caitlyn Nolan	22	4	11				
On Base Percentage (150 ranked)	Darby Trull	40	4	0.522	Courtney Cashman, UMass Lowell	0.667	Cali Harrod, Florida St.	0.540
	Kelsey Bennett	46	5	0.513				
	Jayme Bailey	83	8	0.495				
RBIs (26 ranked)	Emma Strouth	6	1	45	Bailey Hemphill, Alabama	54	Emma Strouth, Virginia Tech	45
	Caitlyn Nolan	26	5	38				
Runs Batted In Per Game (149 ranked)	Emma Strouth	8	1	1.29	Linda Rush, Drexel	1.57	Emma Strouth, Virginia Tech	1.29
	Caitlyn Nolan	43	5	1.09				
Runs per Game (150 ranked)	Emma Strouth	35	4	1.06	Kindra Hackbarth, Arizona St.	1.36	Cali Harrod, Florida St.	1.32
	Al Velazquez	66	7	0.97				
	Darby Trull	77	8	0.94				
Sacrifice Flies (114 ranked)	Caitlyn Nolan	8	1	4	4 players tied	6	Crosby Huckabay, Georgia Tech	4
Sacrifice Hits per game (149 ranked)					Evans, San Diego	0.33	Jazmine Moreno, Duke	0.29
Saves (49 ranked)	Keely Rochard	49	4	2	Alyssa Rothwell, Ball St.	9	Taylor Roby, Louisville	3
	Carrie Eberle	119	5	3.03				
Shutouts (29 ranked)	Keely Rochard	3	1	7	Christina Biggerstaff, USC Upstate	10	Keely Rochard, Virginia Tech	7
	Carrie Eberle	29	3	4				
Slugging Percentage (300 ranked)	Kelsey Bennett	29	5	0.840	Alyssa DiCarlo, Georgia	1.110	Lacy Smith, Virginia	0.865
	Jayme Bailey	86	10	0.725				
	Emma Strouth	101	11	0.708				
	Darby Trull	121	14	0.688				
	Caitlyn Nolan	129	15	0.680				
Stolen Bases (149 ranked)					Jaquelyn Ramon, Southeastern La.	1.45	Cali Harrod, Florida St.	0.74
Strikeout-to-Walk Ratio (150 ranked)	Keely Rochard	55	2	4.29	Rachel Garcia, UCLA	11.31	Meghan King, Florida St.	6.00
	Carrie Eberle	119	5	3.03				
Strikeouts (149 ranked)	Keely Rochard	26	1	133	Kelly Barnhill, Florida	197	Keely Rochard, Virginia Tech	133
	Carrie Eberle	87	9	91				
Strikeouts Per Seven Innings (150 ranked)	Keely Rochard	15	1	10.0	Shannon Saile, Oklahoma	13.0	Keely Rochard, Virginia Tech	10.0
Total Bases (146 ranked)	Emma Strouth	38	6	80	Alyssa DiCarlo, Georgia	111	Lacy Smith, Virginia	90
	Kelsey Bennett	41	7	79				
	Caitlyn Nolan	74	13	70				
	Darby Trull	108	16	66				
Toughest to Strike Out (150 ranked)	Emma Strouth	96	4	18.8	Janae Jefferson, Texas	118.0	Donna Friedman, Virginia	21.0
	Jayme Bailey	140	8	16.0				
Triples (18 ranked)					Cydney Curran, CSU Bakersfield	9	Celene Funke, Louisville	9
Triples Per Game (145 ranked)					Cydney Curran, CSU Bakersfield	0.31	Celene Funke, Louisville	0.26
Victories (38 ranked)	Carrie Eberle	6	2	17	Summer Ellyson, Louisiana	20	Meghan King, Florida St.	18
	Keely Rochard	28	3	13				
Walks (150 ranked)					Kaylee Tow, Alabama	1.16	Cali Harrod, Florida St.	0.87
Walks Allowed Per Seven Innings (150 ranked)	Carrie Eberle	121	4	1.73	Hannah Shields, Penn St.	0.48	Kathryn Sandercock, Florida St.	1.14





## NCAA STATS

Statistic	National Rank	Conference Rank	Value	National Leader	Value	Conference Leader	Value
Batting Average (295 ranked)	3	2	0.357	Oklahoma	0.371	Florida St.	0.368
Double Plays per Game (295 ranked)	178	11	0.26	CSU Bakersfield	0.97	Boston College	0.41
Doubles per Game (295 ranked)	17	3	1.74	Colorado St.	2.39	Georgia Tech	1.89
Earned Run Average (295 ranked)	35	2	2.31	UCLA	1.04	Florida St.	2.00
Fielding Percentage (295 ranked)	25	2	0.972	Florida	0.984	Florida St.	0.975
Hit Batters (17 ranked)				Coppin St.	4	Notre Dame	7
Home Runs per game (295 ranked)	3	1	1.80	Arizona	1.85	Virginia Tech	1.80
On Base Percentage (30 ranked)	6	2	0.436	Oklahoma	0.460	Florida St.	0.458
Scoring (295 ranked)	4	2	7.74	Arizona St.	8.36	Florida St.	8.03
Slugging Percentage (295 ranked)	4	2	0.629	Oklahoma	0.669	Florida St.	0.652
Stolen Bases per Game (295 ranked)	69	5	1.34	Southeastern La.	4.64	North Carolina	2.06
Strikeout-to-Walk Ratio (295 ranked)	23	2	3.14	UCLA	6.51	Florida St.	4.11
Triples per Game (287 ranked)	156	8	0.14	Stanford	0.53	Louisville	0.53
WL Percentage (295 ranked)	7	2	0.857	UCLA	0.970	Florida St.	0.921



LAST FOUR BOX SCORES



2019 VT Softball  
Radford at #24 Virginia Tech  
Mar 27, 2019 at Blacksburg, Va. (Tech Softball Park)



Radford 0 (12-19)

Virginia Tech 8 (28-4)

Player	ab	r	h	rbi	bb	so	po	a	lob
FISHER, S. 2b	3	0	1	0	0	0	0	0	0
MEDLAM, H. lf	3	0	2	0	0	0	2	0	0
FREEMAN, D. rf	2	0	1	0	1	1	1	0	0
TAPIA, S. cf	3	0	0	0	1	3	0	1	0
DOUGLAS, T. ss	2	0	0	0	1	0	1	2	0
MUNDY, H. 1b	2	0	1	0	0	1	3	1	3
MADDOREY, L. pr	0	0	0	0	0	0	0	0	0
ROWE, M. c	2	0	0	0	1	1	0	0	0
HUNTER, L. dp	2	0	0	0	1	0	0	0	0
WILLIAMS, S. 3b	2	0	0	0	1	1	2	0	0
SMITH, S. p	0	0	0	0	0	0	0	0	0
MORRIS, H. p	0	0	0	0	0	0	1	0	0
Totals	21	0	5	0	2	6	12	5	8

Player	ab	r	h	rbi	bb	so	po	a	lob
Al Velazquez rf	3	1	2	1	0	0	0	0	0
Darby Trull cf	3	1	2	0	0	0	0	0	0
Jayme Bailey 1b	3	1	1	2	0	0	0	4	0
Emma Strouth lf	3	1	1	1	0	0	2	0	0
Kelsey Bennett 3b	1	1	1	0	0	0	0	0	0
Cana Davis ph	1	0	1	0	0	0	0	0	0
Grace Chavez dp	2	1	1	0	1	0	0	0	2
Jada Crittendon pr	0	0	0	0	0	0	0	0	0
Caitlyn Nolan ss	3	1	1	4	0	0	0	3	2
Mackenzie Lawter c	2	1	1	0	0	0	7	0	0
Maddi Banks 2b	2	0	1	0	0	0	2	2	0
Carrie Eberle p	0	0	0	0	0	0	0	0	0
Totals	23	8	12	8	1	0	15	5	5

**Score by Innings**

	1	2	3	4	5	R	H	E
Radford	0	0	0	0	0	0	5	0
Virginia Tech	6	0	0	2	X	8	12	0

LOB - Highlanders 8; Hokies 5. 2B - A. Velazquez(7); D. Trull(7); E. Strouth(8); C. Davis(2). HR - J. Bailey(5); C. Nolan(10). HBP - K. Bennett(3). SB - A. Velazquez(3).

Radford	ip	h	r	er	bb	so	ab	bf	np
SMITH, S.	0.2	5	6	6	1	0	7	9	27
MORRIS, H.	3.1	7	2	2	0	0	16	16	53

Virginia Tech	ip	h	r	er	bb	so	ab	bf	np
Carrie Eberle	5.0	5	0	0	2	6	21	23	82

Win - C. Eberle (17-1). Loss - SMITH, S. (1-2). Save - None.  
WP - SMITH, S.(2). HBP - by SMITH, S. (K. Bennett). Inherited runners/scored: MORRIS, H. 2/1. Pitches/strikes: SMITH, S. 27/16; MORRIS, H. 53/37; C. Eberle 82/56.

Umpires - HP: Jeff Blanken 1B: Bonnie Daye 3B: Lee Moser  
Start: 6 p.m. Time: 1:18 Attendance: 239



2019 VT Softball  
Louisville at #24 Virginia Tech  
Mar 29, 2019 at Blacksburg, Va. (Tech Softball Park)



Louisville 7 (22-10,4-3 ACC)

Virginia Tech 5 (28-5,8-2 ACC)

Player	ab	r	h	rbi	bb	so	po	a	lob
Funke cf	3	2	2	3	1	0	1	0	0
Melton 3b	3	1	2	1	1	0	0	1	0
Hensley p/rf	4	0	1	0	1	1	0	2	0
Ferguson ss	4	1	1	0	0	1	2	3	0
Chung c	4	0	1	1	0	0	7	1	2
Wolfe pr	0	0	0	0	0	0	0	0	0
Snyder 1b	4	0	1	0	1	8	0	0	0
Schindler, P pr	0	1	0	0	0	0	0	0	0
Greenwood dp	4	0	0	0	1	0	0	2	0
Butler lf/pr	2	1	0	0	0	2	0	0	0
Cousineau ph	0	0	0	0	0	0	0	0	0
Newman 2b	3	1	1	0	0	2	1	0	0
Schindler, R rf	0	0	0	0	0	0	0	0	0
Watson p	0	0	0	0	0	0	1	0	0
Totals	31	7	9	7	2	6	21	7	6

Player	ab	r	h	rbi	bb	so	po	a	lob
Al Velazquez rf	3	0	0	0	1	2	1	0	0
Darby Trull cf	4	1	1	0	0	1	0	0	0
Jayme Bailey 2b	4	0	0	0	1	0	3	2	0
Emma Strouth lf	4	1	2	0	0	0	0	0	0
Kelsey Bennett 3b	4	1	2	2	0	1	0	5	0
Cana Davis pr	0	1	0	0	0	0	0	0	0
Grace Chavez dp	3	0	1	0	1	0	0	0	0
Caitlyn Nolan ss	3	0	1	1	0	1	2	2	3
Meredith Slaw 1b	3	0	1	0	0	1	12	0	1
Kinsey Johnson pr	0	1	0	0	0	0	0	0	0
Mackenzie Lawter c	3	0	1	0	0	0	6	0	0
Carrie Eberle p	0	0	0	0	0	0	0	3	0
Totals	31	5	9	5	1	8	21	13	6

**Score by Innings**

	1	2	3	4	5	6	7	R	H	E
Louisville	3	0	0	0	2	2	0	7	9	1
Virginia Tech	1	0	2	1	1	0	0	5	9	0

E - Ferguson(8). LOB - Cardinals 6; Hokies 6. 2B - Funke(5); Melton(4); Newman(2); C. Nolan(7); M. Slaw(2). 3B - Funke(9). HR - K. Bennett(10). HBP - Cousineau. SB - Funke(13); Melton(17); Ferguson(4); Wolfe(6).

Louisville	ip	h	r	er	bb	so	ab	bf	np
Hensley	3.1	7	4	3	1	3	18	19	73
Watson	3.2	2	1	1	0	5	13	13	46

Virginia Tech	ip	h	r	er	bb	so	ab	bf	np
Carrie Eberle	7.0	9	7	7	2	6	31	34	125

Win - Watson (7-8). Loss - C. Eberle (17-2). Save - None.  
WP - Watson(18); C. Eberle(9). HBP - by C. Eberle (Cousineau). PB - M. Lawter(2). Inherited runners/scored: Watson 2/0. Pitches/strikes: Hensley 73/49; Watson 46/34; C. Eberle 125/81.

Umpires - HP: Tim Kasate 1B: Mark Thompson 3B: Ted Broyles  
Start: 6:01 PM Time: 2:07 Attendance: 281  
Weather: 67 F, Mst Sunny, Wind: 3 TO LF



2019 VT Softball  
Louisville at #24 Virginia Tech  
Mar 30, 2019 at Blacksburg, Va. (Tech Softball Park)



Louisville 1 (22-11,4-4 ACC)

Virginia Tech 10 (29-5,9-2 ACC)

Player	ab	r	h	rbi	bb	so	po	a	lob
Funke cf	3	0	0	0	0	4	0	2	0
Melton 3b	3	0	3	0	0	0	1	0	0
Hensley p/rf	2	0	0	0	0	2	0	0	0
Ferguson ss	3	0	0	0	0	2	1	0	0
Chung c	2	0	0	0	1	2	0	2	0
Cousineau c	1	0	0	0	1	0	0	1	0
Snyder 1b/p	1	1	1	1	0	0	0	0	0
Schindler, P pr	0	0	0	0	0	0	0	0	0
Greenwood dp	1	0	0	0	1	0	0	0	0
Ciccio 1b	0	0	0	0	1	4	0	0	0
Butler lf	1	0	1	0	0	0	0	0	0
Newman 2b	2	0	0	0	2	2	1	1	0
Schindler, R rf	0	0	0	0	0	0	0	0	0
Watson p	0	0	0	0	0	0	0	0	0
Totals	19	1	5	1	2	7	12	4	7

Player	ab	r	h	rbi	bb	so	po	a	lob
Al Velazquez rf	3	1	2	0	0	1	0	0	0
Cana Davis ph/rf	1	0	0	0	0	0	0	0	1
Darby Trull cf	2	2	0	0	1	0	1	0	0
Caitlyn Nolan ss	2	0	0	1	1	0	0	0	0
Emma Strouth lf	2	1	1	1	0	0	2	0	0
Kelsey Bennett 3b	3	1	2	4	0	0	0	2	0
Jayme Bailey 2b	3	2	2	1	0	0	3	0	0
Grace Chavez dp	2	0	1	0	1	0	0	3	0
Kinsey Johnson pr	0	1	0	0	0	0	0	0	0
Stacy Kalt pr	0	1	0	0	0	0	0	0	0
Meredith Slaw 1b	3	0	1	2	0	0	1	1	0
Jada Crittendon pr	0	0	0	0	0	0	0	0	0
Mackenzie Lawter c	3	1	0	0	0	0	7	0	0
Keely Rocharad p	0	0	0	0	0	0	1	1	0
Totals	24	10	9	9	3	2	15	2	6

**Score by Innings**

	1	2	3	4	5	R	H	E
Louisville	0	0	0	1	0	1	5	3
Virginia Tech	0	5	0	5	X	10	9	0

E - Melton(10); Ferguson(9); Snyder(4). LOB - Cardinals 7; Hokies 6. 2B - Melton(5); J. Bailey(7); M. Slaw(3). HR - Snyder(2); K. Bennett(11); J. Bailey(6). HBP - Hensley; E. Strouth. SH - Butler(1). SB - S. Kalt(10).

Louisville	ip	h	r	er	bb	so	ab	bf	np
Hensley	1.1	5	5	1	2	0	11	14	49
Watson	0.2	0	0	0	1	2	2	6	6
Snyder	2.0	4	5	4	1	1	11	12	31

Virginia Tech	ip	h	r	er	bb	so	ab	bf	np
Keely Rocharad	5.0	5	1	1	2	7	19	23	88

Win - K. Rocharad (11-3). Loss - Hensley (9-2). Save - None.  
HBP - by K. Rocharad (Hensley); by Hensley (E. Strouth). Inherited runners/scored: Watson 3/0. Pitches/strikes: Hensley 49/32; Watson 6/5; Snyder 31/22; K. Rocharad 88/54.

Umpires - HP: Ted Broyles 1B: Mark Thompson 3B: Tim Kasate  
Start: 2:01 PM Time: 1:36 Attendance: 757  
Weather: 70 F, Sunny, Wind: 8mph to 3B



2019 VT Softball  
Louisville at #24 Virginia Tech  
Mar 31, 2019 at Blacksburg, Va. (Tech Softball Park)



Louisville 5 (22-12,4-5 ACC)

Virginia Tech 13 (30-5,10-2 ACC)

Player	ab	r	h	rbi	bb	so	po	a	lob
Funke cf	3	0	0	0	0	1	3	0	0
Melton 3b	3	1	1	0	0	0	1	0	0
Hensley rf	3	1	1	0	1	0	0	0	0
Schindler, R rf	0	0	0	0	0	0	0	0	0
Ferguson ss	3	1	1	1	0	1	2	0	0
Snyder 1b	1	1	0	0	0	3	0	0	0
Chung dp	3	0	0	0	1	0	0	0	0
Cousineau c	3	1	1	0	2	5	0	1	0
Butler lf	2	0	1	2	0	1	1	0	0
Newman 2b	2	0	0	0	1	1	1	1	0
Watson p	0	0	0	0	0	0	1	0	0
Totals	23	5	5	5	0	8	15	4	2

Player	ab	r	h	rbi	bb	so	po	a	lob
Al Velazquez rf	3	2	1	1	1	0	0	0	0
Darby Trull cf	3	2	2	0	1	0	3	0	0
Jayme Bailey 2b	3	3	2	0	1	1	1	0</	

# SEASON STATS



## 2019 VT Softball Overall Statistics for Virginia Tech (as of Mar 31, 2019) (All games Sorted by Batting avg)



Record: 30-5 Home: 8-2 Away: 11-2 Neutral: 11-1 Conference: 10-2

Player	avg	gp-gs	ab	r	h	2b	3b	hr	rbi	tb	slg%	bb	hp	so	gdp	ob%	sf	sh	sb-att	po	a	e	fld%
10 Olivia Lattin	.545	3-3	11	5	6	0	0	1	2	9	.818	0	0	0	0	.545	0	0	0-0	0	5	0	1.000
21 Stacy Kalt	.500	23-0	4	11	2	0	0	1	1	5	1.250	1	0	1	0	.600	0	0	10-11	3	0	1	.750
0 Jada Crittendon	.500	5-0	2	0	1	0	0	0	0	1	.500	0	0	0	0	.500	0	0	1-1	0	0	0	.000
28 Grace Chavez	.459	20-10	37	9	17	2	0	5	16	34	.919	9	0	6	1	.565	0	0	0-0	0	0	0	.000
4 Darby Trull	.448	32-31	96	30	43	7	2	4	26	66	.688	15	1	12	0	.522	1	1	5-7	36	2	0	1.000
8 Kelsey Bennett	.415	35-35	94	25	39	5	1	11	29	79	.840	17	3	8	0	.513	1	1	1-1	14	62	5	.938
14 Emma Strouth	.407	35-35	113	37	46	8	1	8	45	80	.708	9	2	6	1	.456	1	0	5-5	37	0	1	.974
2 Jayme Bailey	.400	32-30	80	27	32	8	0	6	15	58	.725	12	4	5	1	.495	1	2	0-3	184	7	2	.990
9 Al Velazquez	.373	34-34	110	33	41	7	1	3	22	59	.536	17	2	11	0	.462	1	1	3-3	13	1	1	.933
16 Meredith Slaw	.302	22-11	43	5	13	3	0	3	13	25	.581	0	1	7	0	.318	0	0	0-0	17	1	0	1.000
6 Lauren Duff	.298	19-15	47	6	14	4	0	1	6	21	.447	4	2	5	0	.377	0	0	0-0	78	5	1	.988
29 Maddi Banks	.296	30-30	71	17	21	3	0	2	6	30	.423	6	0	18	1	.351	0	2	10-10	42	47	2	.978
18 Mackenzie Lawter	.293	25-25	58	16	17	0	0	6	18	35	.603	3	2	7	0	.338	2	0	2-2	151	4	2	.987
13 Caitlyn Nolan	.291	35-35	103	25	30	7	0	11	38	70	.680	15	2	11	0	.379	4	0	5-5	44	61	8	.929
25 Carrie Eberle	.250	21-18	8	1	2	0	0	0	1	2	.250	1	0	2	0	.333	0	0	0-0	3	36	0	1.000
19 Kinsey Johnson	.250	23-0	4	13	1	0	0	0	1	1	.250	1	0	2	0	.400	0	0	3-3	1	0	0	1.000
5 Dani Hugney	.250	6-0	4	2	1	0	0	0	0	1	.250	0	0	1	0	.250	0	0	2-2	0	0	0	.000
20 Sierra Walton	.242	15-10	33	2	8	5	0	0	9	13	.394	4	0	6	0	.324	0	0	0-0	26	0	3	.897
11 Cana Davis	.219	18-11	32	6	7	2	0	0	1	9	.281	3	2	12	0	.324	0	0	0-1	1	0	0	1.000
12 Hannah Jones	.200	8-0	5	1	1	0	0	1	4	4	.800	3	0	2	0	.500	0	0	0-0	0	0	0	.000
31 Kayleigh Addington	.000	2-0	2	0	0	0	0	0	0	0	.000	0	0	0	1	.000	0	0	0-0	0	0	0	.000
22 Mara Strum	.000	1-0	0	0	0	0	0	0	0	0	.000	0	0	0	0	.000	0	0	0-0	0	0	0	.000
3 Keely Rochard	.000	19-17	0	0	0	0	0	0	0	0	.000	0	0	0	0	.000	0	0	0-0	4	6	0	1.000
7 Keara Napoli	.000	4-0	0	0	0	0	0	0	0	0	.000	0	0	0	0	.000	0	0	0-0	0	0	0	.000
Totals	.357	35	957	271	342	61	5	63	253	602	.629	120	21	122	5	.436	11	7	47-54	654	237	26	.972
Opponents	.220	35	832	99	183	36	5	14	95	271	.326	72	21	226	5	.297	4	4	21-23	628	208	31	.964

LOB - Team (217), Opp (180). DPs turned - Team (9), Opp (11). IBB - Team (0), Opp (1).

### (All games Sorted by Earned run avg)

Player	era	w-l	app	gs	cg	sho	sv	ip	h	r	er	bb	so	2b	3b	hr	b/avg	wp	hp	bk	sfa	sha
25 Carrie Eberle	1.90	17-2	21	18	13	4/2	0	121.1	117	48	33	30	91	18	4	4	.243	9	7	0	1	0
3 Keely Rochard	2.27	13-3	19	17	13	7/1	2	92.2	55	35	30	31	133	14	1	10	.168	3	14	0	3	4
7 Keara Napoli	15.75	0-0	4	0	0	0/2	0	2.2	7	7	6	4	1	2	0	0	.500	1	0	0	0	0
22 Mara Strum	15.75	0-0	1	0	0	0/0	0	1.1	4	9	3	7	1	2	0	0	.444	0	0	0	0	0
Totals	2.31	30-5	35	35	26	13/2	2	218.0	183	99	72	72	226	36	5	14	.220	13	21	0	4	4
Opponents	7.93	5-30	35	35	6	1/0	0	209.1	342	271	237	120	122	61	5	63	.357	23	21	0	11	7

PB - Team (3), M. Lawter 2, L. Duff 1, Opp (7). SBA/ATT - M. Lawter (17-17), C. Eberle (15-16), K. Rochard (6-7), L. Duff (4-5).

Player	c	po	a	e	fld%	dp	sba	csb	sba%	pb	ci
25 Carrie Eberle	39	3	36	0	1.000	2	15	1	.938	0	0
4 Darby Trull	38	36	2	0	1.000	0	0	0	---	0	0
16 Meredith Slaw	18	17	1	0	1.000	0	0	0	---	0	0
3 Keely Rochard	10	4	6	0	1.000	0	6	1	.857	0	0
10 Olivia Lattin	5	0	5	0	1.000	0	0	0	---	0	0
11 Cana Davis	1	1	0	0	1.000	0	0	0	---	0	0
19 Kinsey Johnson	1	1	0	0	1.000	0	0	0	---	0	0
2 Jayme Bailey	193	184	7	2	.990	7	0	0	---	0	0
6 Lauren Duff	84	78	5	1	.988	0	4	1	.800	1	0
18 Mackenzie Lawter	157	151	4	2	.987	0	17	0	1.000	2	0
29 Maddi Banks	91	42	47	2	.978	4	0	0	---	0	0
14 Emma Strouth	38	37	0	1	.974	0	0	0	---	0	0
8 Kelsey Bennett	81	14	62	5	.938	3	0	0	---	0	0
9 Al Velazquez	15	13	1	1	.933	0	0	0	---	0	0
13 Caitlyn Nolan	113	44	61	8	.929	4	0	0	---	0	0
20 Sierra Walton	29	26	0	3	.897	1	0	0	---	0	0
21 Stacy Kalt	4	3	0	1	.750	0	0	0	---	0	0
22 Mara Strum	0	0	0	0	.000	0	0	0	---	0	0
28 Grace Chavez	0	0	0	0	.000	0	0	0	---	0	0
31 Kayleigh Addington	0	0	0	0	.000	0	0	0	---	0	0
5 Dani Hugney	0	0	0	0	.000	0	0	0	---	0	0
12 Hannah Jones	0	0	0	0	.000	0	0	0	---	0	0
0 Jada Crittendon	0	0	0	0	.000	0	0	0	---	0	0
7 Keara Napoli	0	0	0	0	.000	0	0	0	---	0	0
Totals	917	654	237	26	.972	9	21	2	.913	3	0
Opponents	867	628	208	31	.964	11	47	7	.870	7	0



**CONFERENCE STATS**



**2019 VT Softball**  
 Conference statistics for Virginia Tech (as of Mar 31, 2019)  
 (Conference games only Sorted by Batting avg)



Record: 10-2 Home: 4-2 Away: 6-0 Conference: 10-2

Player	avg	gp-gs	ab	r	h	2b	3b	hr	rbi	tb	slg%	bb	hp	so	gdp	ob%	sf	sh	sb-att	po	a	e	fld%
21 Stacy Kalt	1.000	8-0	1	5	1	0	0	1	1	4	4.000	0	0	0	0	1.000	0	0	3-4	0	0	0	.000
8 Kelsey Bennett	.455	12-12	33	11	15	2	1	5	15	34	1.030	7	0	4	0	.537	1	0	0-0	5	31	1	.973
2 Jayme Bailey	.412	12-12	34	14	14	4	0	4	9	30	.882	5	1	3	1	.488	1	1	0-2	76	3	0	1.000
28 Grace Chavez	.412	8-5	17	3	7	1	0	1	6	11	.647	5	0	5	1	.545	0	0	0-0	0	0	0	.000
4 Darby Trull	.385	12-12	39	11	15	1	1	2	10	24	.615	5	0	7	0	.444	1	0	2-2	10	1	0	1.000
9 Al Velazquez	.342	12-12	38	13	13	2	0	3	10	24	.632	8	1	7	0	.468	0	0	1-1	4	0	1	.800
14 Emma Strouth	.324	12-12	37	12	12	0	0	4	14	24	.649	5	1	4	0	.419	0	0	1-1	6	0	0	1.000
18 Mackenzie Lawter	.280	11-11	25	5	7	0	0	2	10	13	.520	1	0	2	0	.286	2	0	0-0	73	2	0	1.000
29 Maddi Banks	.261	9-9	23	6	6	1	0	1	3	10	.435	0	0	8	0	.261	0	2	2-2	15	21	0	1.000
16 Meredith Slaw	.250	6-3	12	1	3	2	0	0	2	5	.417	0	0	2	0	.250	0	0	0-0	17	1	0	1.000
6 Lauren Duff	.222	4-3	9	0	2	0	0	0	0	2	.222	1	0	2	0	.300	0	0	0-0	9	1	0	1.000
13 Caitlyn Nolan	.206	12-12	34	6	7	2	0	3	12	18	.529	4	2	7	0	.317	1	0	1-1	14	21	1	.972
20 Sierra Walton	.200	5-3	10	1	2	1	0	0	0	3	.300	1	0	4	0	.273	0	0	0-0	0	0	0	.000
25 Carrie Eberle	.167	8-6	6	0	1	0	0	0	0	1	.167	0	0	2	0	.167	0	0	0-0	1	14	0	1.000
11 Cana Davis	.143	6-2	7	2	1	0	0	0	0	1	.143	0	0	3	0	.143	0	0	0-0	0	0	0	.000
0 Jada Crittendon	.000	1-0	0	0	0	0	0	0	0	0	.000	0	0	0	0	.000	0	0	0-0	0	0	0	.000
3 Keely Rochard	.000	6-6	0	0	0	0	0	0	0	0	.000	0	0	0	0	.000	0	0	0-0	1	5	0	1.000
19 Kinsey Johnson	.000	12-0	0	9	0	0	0	0	0	0	.000	0	0	0	0	.000	0	0	1-1	0	0	0	.000
Totals	.326	12	325	99	106	16	2	26	92	204	.628	42	5	60	2	.405	6	3	11-14	231	100	3	.991
Opponents	.251	12	295	34	74	16	2	11	34	127	.431	25	7	82	3	.323	1	3	9-10	221	67	12	.960

LOB - Team (61), Opp (66). DPs turned - Team (4), Opp (3). IBB - Team (0), Opp (1).

**(Conference games only Sorted by Earned run avg)**

Player	era	w-l	app	gs	cg	sho	sv	ip	h	r	er	bb	so	2b	3b	hr	b/avg	wp	hp	bk	sfa	sha
25 Carrie Eberle	2.29	6-1	8	6	6	1/0	0	49.0	47	17	16	12	36	8	2	3	.249	3	3	0	0	0
3 Keely Rochard	4.25	4-1	6	6	4	1/0	0	28.0	27	17	17	13	46	8	0	8	.255	1	4	0	1	3
Totals	3.00	10-2	12	12	10	2/0	0	77.0	74	34	33	25	82	16	2	11	.251	4	7	0	1	3
Opponents	7.89	2-10	12	12	5	0/0	0	73.2	106	99	83	42	60	16	2	26	.326	11	5	0	6	3

PB - Team (1), M. Lawter 1, Opp (3). SBA/ATT - M. Lawter (8-8), C. Eberle (6-6), K. Rochard (3-4), L. Duff (1-2).

Player	c	po	a	e	fld%	dp	sba	csb	sba%	pb	ci
2 Jayme Bailey	79	76	3	0	1.000	4	0	0	---	0	0
18 Mackenzie Lawter	75	73	2	0	1.000	0	8	0	1.000	1	0
29 Maddi Banks	36	15	21	0	1.000	2	0	0	---	0	0
16 Meredith Slaw	18	17	1	0	1.000	0	0	0	---	0	0
25 Carrie Eberle	15	1	14	0	1.000	1	6	0	1.000	0	0
4 Darby Trull	11	10	1	0	1.000	0	0	0	---	0	0
6 Lauren Duff	10	9	1	0	1.000	0	1	1	.500	0	0
3 Keely Rochard	6	1	5	0	1.000	0	3	1	.750	0	0
14 Emma Strouth	6	6	0	0	1.000	0	0	0	---	0	0
8 Kelsey Bennett	37	5	31	1	.973	2	0	0	---	0	0
13 Caitlyn Nolan	36	14	21	1	.972	2	0	0	---	0	0
9 Al Velazquez	5	4	0	1	.800	0	0	0	---	0	0
28 Grace Chavez	0	0	0	0	.000	0	0	0	---	0	0
0 Jada Crittendon	0	0	0	0	.000	0	0	0	---	0	0
21 Stacy Kalt	0	0	0	0	.000	0	0	0	---	0	0
20 Sierra Walton	0	0	0	0	.000	0	0	0	---	0	0
19 Kinsey Johnson	0	0	0	0	.000	0	0	0	---	0	0
11 Cana Davis	0	0	0	0	.000	0	0	0	---	0	0
Totals	334	231	100	3	.991	4	9	1	.900	1	0
Opponents	300	221	67	12	.960	3	11	3	.786	3	0





**00**  
Jada CRITTENDON  
OF | 5-1 | r-Fr.  
Norfolk, Va.  
Jay-duh



**2**  
Jayme BAILEY  
U | 5-5 | Fr.  
Scott Depot, W.Va.  
JAY-me



**3**  
Keely ROCHARD  
P | 5-8 | So.  
Williamsburg, Va.  
KEY-lee row-SHARD



**4**  
Darby TRULL  
OF | 5-3 | So.  
Fort Mill, S.C.



**5**  
Dani HUGNEY  
IF | 5-4 | Jr.  
Fairfax Station, Va.  
HUGH-gknee



**6**  
Lauren DUFF  
C | 5-8 | Sr.  
Chesapeake, Va.



**7**  
Keara NAPOLI  
P | 5-6 | So.  
Alpharetta, Ga.  
KEER-uh



**8**  
Kelsey BENNETT  
U | 5-5 | Fr.  
Jefferson, Ga.



**9**  
AI VELAZQUEZ  
OF | 5-5 | So.  
Aurora, Colo.  
Vuh-LAZ-kez



**10**  
Olivia LATTIN  
2B | 5-6 | Sr.  
Kingston, N.Y.



**11**  
Cana DAVIS  
OF | 5-9 | So.  
Harrisonburg, Va.  
KAY-nuh



**13**  
Caitlyn NOLAN  
SS | 5-7 | Sr.  
Bennettsville, S.C.



**14**  
Emma STROUTH  
OF | 5-7 | Sr.  
Julian, N.C.  
StrOWth



**16**  
Meredith SLAW  
1B | 5-11 | Fr.  
Warsaw, Va.



**18**  
Mackenzie LAWTER  
C | 5-5 | So.  
South Boston, Va.



**19**  
Kinsey JOHNSON  
OF | 5-9 | Sr.  
Highland, Md.



**20**  
Sierra WALTON  
C | 5-7 | Sr.  
Des Moines, Iowa  
See-AIR-uh



**21**  
Stacy KALT  
U | 5-6 | Fr.  
Fallon, Nev.



**22**  
Mara STRUM  
P | 6-1 | Fr.  
Vinton, Va.  
Mare-uh



**25**  
Carrie EBERLE  
P | 6-0 | Jr.  
Charlotte, N.C.  
Eb-er-lee



**28**  
Grace CHAVEZ  
C/1B | 5-9 | Fr.  
Las Vegas, Nev.  
SHAW-vez



**29**  
Maddi BANKS  
IF | 5-6 | Fr.  
Bettendorf, Iowa



**31**  
Kayleigh ADDINGTON  
U | 5-7 | So.  
Lexington, Va.



Pete D'AMOUR  
Head Coach  
1st Season  
Duh-More



Kirin KUMAR  
Assistant Coach  
1st Season  
Kier-in



Doug GILLIS  
Assistant Coach  
1st Season



Matt GUEMMER  
Volunteer Assistant Coach  
1st Season  
Gim-mer



Sami FAGAN  
Coordinator, Player Development  
1st Season



Whitney DAVIS SHOWALTER  
Director of Operations  
5th Season

