



# HOKIES®

2019 Virginia Tech Softball Game Notes

## #ThisIsHome

April 30 | Games 52-53  
Tech Softball Park | Blacksburg, Va.

### INFORMATION

#### No. 24/23 Virginia Tech Hokies



Record.....43-8, 20-4 ACC  
All-Time Series.....Tied 12-12  
Head Coach.....Pete D'Amour  
Record at School (Years).....43-8 (1st)

#### Longwood



#### Lancers

Record.....34-16, 20-4 Big South  
Series Under Riley.....Tied 12-12  
Head Coach.....Kathy Riley  
Record at School (Years).....720-398-1 (21st)

### NUMBERS TO KNOW

1

• For the first time in school history, Tech won the ACC Coastal Division. The league adopted the two divisions (Atlantic, Coastal) last year.

6

• The Hokies ended No. 6/6 Florida State's streak of winning the ACC regular-season title, snapping the Seminoles' impressive six-year streak.

20

• Tech finished its 24-game ACC slate with 20 wins and four losses, topping the previous school record of 19 ACC wins set in 2014.

### PROJECTED LINEUP

| #  | Name                 | BA        | H        | R         | RBI       | HR   |
|----|----------------------|-----------|----------|-----------|-----------|------|
| 2  | Jayme Bailey (1B)    | .413      | 50       | 43        | 15        | 6    |
| 4  | Darby Trull (CF)     | .410      | 59       | 41        | 35        | 7    |
| 13 | Caitlyn Nolan (SS)   | .290      | 42       | 34        | 50        | 16   |
| 14 | Emma Strouth (LF)    | .410      | 66       | 47        | 61        | 11   |
| 8  | Kelsey Bennett (3B)  | .393      | 55       | 32        | 43        | 13   |
| 9  | Al Velazquez (DP)    | .338      | 50       | 47        | 26        | 3    |
| 18 | Mackenzie Lawter (C) | .299      | 29       | 24        | 29        | 10   |
| 11 | Cana Davis (RF)      | .256      | 11       | 7         | 4         | 1    |
| 29 | Maddi Banks (2B)     | .265      | 27       | 22        | 11        | 3    |
|    | <b>ERA</b>           | <b>IP</b> | <b>K</b> | <b>BB</b> | <b>WL</b> |      |
| 25 | Carrie Eberle (P)    | 1.72      | 178.2    | 145       | 50        | 24-5 |

### BASE TO BASE

- The No. 24/23 Virginia Tech softball team will play host to Longwood Tuesday in a double-header beginning at 4 p.m. ET
- The game boasts two teams that sit in the top 70 of the RPI, marking just Tech's ninth opponent that sits among the 75 best in the land.
- In those games, the Hokies are 8-7. Tech is coming off sweep at Boston College, which sits at No. 132 in the RPI.
- The three wins made a lot of history for the Hokies, including the top seed in the ACC Championship in Tallahassee, Florida.
- It also got Tech its school-record 20th ACC win and first ACC regular-season title since 2007 and just the second in program history.

### WHO TO WATCH



- Outfielder Emma Strouth got a hit in every game during the three-game series at Boston College.
- In two of the contests, the senior had two hits.
- She had a team-high five hits and team-best four RBIs in the series.

- Fellow outfielder Cana Davis came alive at the plate over the weekend at The Heights, too.
- Davis went 4 for 6, batting .667 with a 1.333 slugging clip.
- The sophomore belted her first career home run at Tech.



### LAST TIME OUT

- Facing a deficit for the first time in its three-game series with Boston College, Tech scored eight unanswered to win 8-1 on Sunday at the Harrington Athletics Village.
- The eight runs were mainly scored off of the long ball, as three players (Cana Davis, Mackenzie Lawter & Caitlyn Nolan) sent one deep.
- In the circle, pitchers Carrie Eberle (24-5) and Keely Rochard (19-3) both pitched for a combined one-run, seven-strikeout performance.

## 2019 Schedule

### FEBRUARY

|    |                                       |                  |             |
|----|---------------------------------------|------------------|-------------|
| 8  | vs. (R/V) WICHITA STATE <sup>1</sup>  | CHARLESTON, S.C. | W, 11-3 [5] |
| 8  | vs. CENTRAL MICHIGAN <sup>1</sup>     | CHARLESTON, S.C. | W, 6-0      |
| 9  | vs. PURDUE <sup>1</sup>               | CHARLESTON, S.C. | W, 7-4      |
| 9  | AT COLLEGE OF CHARLESTON <sup>1</sup> | CHARLESTON, S.C. | W, 13-0 [5] |
| 10 | vs. PURDUE <sup>1</sup>               | CHARLESTON, S.C. | W, 5-0      |
| 16 | vs. DETROIT MERCY <sup>2</sup>        | CHARLESTON, S.C. | W, 13-0 [5] |
| 16 | AT CHARLESTON SOUTHERN <sup>2</sup>   | CHARLESTON, S.C. | W, 4-0      |
| 17 | vs. ETSU <sup>2</sup>                 | CHARLESTON, S.C. | W, 8-3      |
| 17 | AT CHARLESTON SOUTHERN <sup>2</sup>   | CHARLESTON, S.C. | W, 10-0     |
| 22 | vs. --/(R/V) TEXAS STATE <sup>3</sup> | TAMPA, FLA.      | L, 17-5 [5] |
| 22 | AT USF <sup>3</sup>                   | TAMPA, FLA.      | L, 7-2      |
| 23 | vs. GEORGIA STATE <sup>3</sup>        | TAMPA, FLA.      | W, 6-0      |
| 23 | vs. --/(R/V) TEXAS STATE <sup>3</sup> | TAMPA, FLA.      | W, 10-0 [5] |
| 24 | vs. GEORGIA STATE <sup>3</sup>        | TAMPA, FLA.      | W, 5-1      |
| 27 | AT RADFORD                            | RADFORD, VA.     | W, 10-0 [5] |

### MARCH

|    |                                 |                 |                          |
|----|---------------------------------|-----------------|--------------------------|
| 1  | AT No. 8/8 GEORGIA <sup>4</sup> | ATHENS, GA.     | W, 7-6 [8]               |
| 2  | vs. UAB <sup>4</sup>            | ATHENS, GA.     | W, 8-6                   |
| 2  | AT No. 8/8 GEORGIA <sup>4</sup> | ATHENS, GA.     | L, 8-0 [5]               |
| 3  | vs. UAB <sup>4</sup>            | ATHENS, GA.     | W, 4-1                   |
| 9  | GEORGIA TECH* (DH)              | BLACKSBURG, VA. | W, 5-1                   |
| 10 | GEORGIA TECH* (DH)              | BLACKSBURG, VA. | L, 10-7   W, 5-4         |
| 15 | AT NC STATE*                    | RALEIGH, N.C.   | W, 4-2                   |
| 16 | AT NC STATE*                    | RALEIGH, N.C.   | W, 12-1                  |
| 17 | AT NC STATE*                    | RALEIGH, N.C.   | W, 1-0                   |
| 19 | BINGHAMTON (DH)                 | BLACKSBURG, VA. | W, 12-0 [5]   W, 9-1 [5] |
| 20 | LIPSCOMB                        | BLACKSBURG, VA. | W, 9-7                   |
| 22 | AT PITT*                        | PITTSBURGH, PA. | W, 18-0 [5]              |
| 23 | AT PITT*                        | PITTSBURGH, PA. | W, 9-1                   |
| 24 | AT PITT*                        | PITTSBURGH, PA. | W, 10-2                  |
| 27 | RADFORD                         | BLACKSBURG, VA. | W, 8-0 [5]               |
| 29 | LOUISVILLE*                     | BLACKSBURG, VA. | L, 7-5                   |
| 30 | LOUISVILLE*                     | BLACKSBURG, VA. | W, 10-1 [5]              |
| 31 | LOUISVILLE*                     | BLACKSBURG, VA. | W, 13-5 [6]              |

### APRIL

|    |                      |                 |                      |
|----|----------------------|-----------------|----------------------|
| 6  | AT DUKE* (DH)        | DURHAM, N.C.    | W, 3-0   W, 6-0      |
| 7  | AT DUKE*             | DURHAM, N.C.    | W, 2-1               |
| 10 | No. 20/17 JMU (DH)   | BLACKSBURG, VA. | L, 3-1   W, 12-0 [5] |
| 12 | VIRGINIA*            | BLACKSBURG, VA. | W, 8-0 [5]           |
| 13 | VIRGINIA* (DH)       | BLACKSBURG, VA. | W, 1-0   W, 7-0      |
| 17 | AT CHARLOTTE (DH)    | CHARLOTTE, N.C. | W 9-1   W 8-0 [5]    |
| 20 | NORTH CAROLINA*      | BLACKSBURG, VA. | L, 3-0               |
| 21 | NORTH CAROLINA* (DH) | BLACKSBURG, VA. | W, 5-0   L, 8-4      |
| 26 | AT BOSTON COLLEGE*   | BRIGHTON, MASS. | W, 10-2 [6]          |
| 27 | AT BOSTON COLLEGE*   | BRIGHTON, MASS. | W, 11-1 [5]          |
| 28 | AT BOSTON COLLEGE*   | BRIGHTON, MASS. | W, 8-1               |
| 30 | LONGWOOD (DH)        | BLACKSBURG, VA. | 4 & 6 P.M.           |

### MAY

|      |                       |                   |               |
|------|-----------------------|-------------------|---------------|
| 4    | WESTERN CAROLINA (DH) | BLACKSBURG, VA.   | NOON & 2 P.M. |
| 8-11 | ACC CHAMPIONSHIP      | TALLAHASSEE, FLA. | TBA           |

CAPS = HOME | AT = ROAD | VS. = NEUTRAL SITE | \* = ACC CONFERENCE GAME | DH = DOUBLEHEADER

ALL TIMES EASTERN

1 COUGAR CLASSIC | 2 WINGATE BY WYNDHAM INVITE | 3 USF-RAWLINGS INVITATIONAL | 4 BULLDOG CLASSIC

RANKINGS = USA TODAY/NFCA COACHES' POLL / ESPN.COM/USA SOFTBALL TOP 25

### VIRGINIA TECH CONTACT

Lance Dozier  
Assistant Director, Strategic Communications  
Phone: (507) 993-1898  
Email: lance17@vt.edu

## SOCIAL



@HokiesSoftball



@HokiesSoftball



/HokieSoftball



@HokieSports



**NFCA Week 11 Top 25 Poll**

April 23 | *Opponents in italics*

| Team (1st place)        | Record      | Points     | Last      |
|-------------------------|-------------|------------|-----------|
| 1 Oklahoma (26)         | 41-2        | 790        | 1         |
| 2 UCLA (6)              | 40-2        | 773        | 2         |
| 3 Alabama               | 45-4        | 728        | 5         |
| 4 Washington            | 38-7        | 705        | 3         |
| 5 Arizona               | 38-7        | 662        | 7         |
| 6 Florida State         | 41-8        | 622        | 4         |
| 7 Florida               | 37-12       | 593        | 6         |
| 8 Louisiana             | 42-4        | 567        | 10        |
| 9 Tennessee             | 34-10       | 535        | 8         |
| 10 LSU                  | 37-11       | 505        | 9         |
| 11 Texas                | 36-12       | 471        | 11        |
| 12 Oklahoma State       | 33-11       | 392        | 13        |
| 13 Texas Tech           | 35-9        | 373        | 12        |
| 14 South Carolina       | 34-12       | 356        | 15        |
| 15 <i>Georgia</i>       | 33-15       | 326        | 16        |
| 16 Minnesota            | 32-10       | 304        | 18        |
| 17 Ole Miss             | 33-12       | 268        | 17        |
| 18 Arkansas             | 34-15       | 259        | 19        |
| 19 Auburn               | 34-12       | 250        | 14        |
| 20 <i>JMU</i>           | 36-7        | 239        | 20        |
| 21 Northwestern         | 36-7        | 166        | 23        |
| 22 Michigan             | 33-11       | 158        | 22        |
| 23 Kentucky             | 28-18       | 116        | 24        |
| <b>24 Virginia Tech</b> | <b>40-8</b> | <b>105</b> | <b>21</b> |
| 25 Colorado State       | 33-7        | 36         | 25        |

**Receiving Votes:** *North Carolina (32), Wisconsin (27), Boise State (18), Drake (10), Missouri (3), Ohio State (3), Louisville (2), Stanford (2), Tulsa (2), UNLV (1), USC Upstate (1)*

**USA Softball Week 11 Top 25 Poll**

April 23 | *Opponents in italics*

| Team (1st place)        | Record      | Points    | Last      |
|-------------------------|-------------|-----------|-----------|
| 1 Oklahoma (26)         | 41-2        | 495       | 1         |
| 2 UCLA (6)              | 40-2        | 484       | 2         |
| 3 Alabama               | 45-4        | 440       | 7         |
| 4 Arizona               | 38-7        | 439       | 5         |
| 5 Washington            | 38-7        | 431       | 3         |
| 6 Florida State         | 41-8        | 380       | 4         |
| 7 LSU                   | 37-11       | 355       | 6         |
| 8 Louisiana             | 42-4        | 330       | 11        |
| 9 Tennessee             | 34-10       | 324       | 8         |
| 10 Florida              | 37-12       | 311       | 9         |
| 11 Minnesota            | 32-10       | 296       | 12        |
| 12 Texas                | 36-12       | 281       | 10        |
| 13 Oklahoma State       | 33-11       | 258       | 13        |
| 14 Northwestern         | 36-7        | 213       | 18        |
| 15 <i>JMU</i>           | 36-7        | 194       | 17        |
| 16 Texas Tech           | 35-9        | 175       | 15        |
| 17 Michigan             | 33-11       | 173       | 19        |
| 18 Ole Miss             | 32-12       | 163       | 16        |
| 19 Auburn               | 34-12       | 159       | 14        |
| 20 South Carolina       | 34-12       | 125       | 21        |
| 21 <i>Georgia</i>       | 33-15       | 98        | 22        |
| 22 Kentucky             | 28-18       | 91        | 23        |
| <b>23 Virginia Tech</b> | <b>40-8</b> | <b>83</b> | <b>20</b> |
| 24 Arkansas             | 34-15       | 71        | 25        |
| T25 Tulsa               | 31-15       | 19        | RV        |
| T25 Wisconsin           | 33-8        | 19        | RV        |

**Receiving Votes:** *USF (18), Stanford (17), Louisville (16), Boise State (15), North Carolina (15), Drake (13), Ohio State (3), Missouri (2)*

**QUICK FACTS**

|                       |                                       |
|-----------------------|---------------------------------------|
| University Name       | .....Virginia Tech                    |
| Location              | .....Blacksburg, Va.                  |
| Founded               | .....1872                             |
| Enrollment            | .....34,440                           |
| President             | ..... Dr. Timothy Sands               |
| Director of Athletics | ..... Whit Babcock                    |
| Nickname              | .....Hokies                           |
| Mascot                | .....Hokie Bird                       |
| Colors                | ..... Chicago Maroon and Burnt Orange |
| Affiliation           | ..... NCAA Division I                 |
| Conference            | .....Atlantic Coast                   |

**2018 INFORMATION, 2019 PREVIEW**

|                              |   |
|------------------------------|---|
| Overall Record               | .....23-30  |
| ACC Record                   | ..... 7-14 (10th)                                 |
| Starters Returning           | ..... 6   |
| Letterwinners Returning/Lost | ..... 13/10                                       |
| Newcomers                    | .....9  |
| Home Field                   | ..... Tech Softball Park                          |
| Capacity                     | ..... 1,024                                       |
| ACC Championship Titles      | ..... 2 (2007, '08)                               |
| Regionals                    | ..... 8 (2005, '06, '07, '08, '12, '13, '14, '15) |
| Super Regionals              | ..... 1 (2008)                                    |
| WCWS Appearances             | ..... 1 (2008)                                    |

**No. Name Pos. Ht. Yr. Hometown/High School/Last School**

|                       |      |      |       |   |
|-----------------------|------|------|-------|---|
| 00 Jada Crittendon    | OF   | 5-1  | R-Fr. | Norfolk, Va. / Granby                               |
| 2 Jayme Bailey        | U    | 5-5  | Fr.   | Scott Depot, W.Va. / Hurricane                      |
| 3 Keely Rochard       | P    | 5-8  | So.   | Williamsburg, Va. / Warhill                         |
| 4 Darby Trull         | OF   | 5-3  | So.   | Fort Mill, S.C. / Nation Ford                       |
| 5 Dani Hugney         | IF   | 5-4  | Jr.   | Fairfax Station, Va. / Robinson Secondary School    |
| 6 Lauren Duff         | C    | 5-8  | Sr.   | Chesapeake, Va. / Hickory                           |
| 7 Keara Napoli        | P    | 5-6  | So.   | Alpharetta, Ga. / Cambridge / Georgia               |
| 8 Kelsey Bennett      | IF   | 5-5  | Fr.   | Jefferson, Ga. / Buford                             |
| 9 Al Velazquez        | OF   | 5-5  | So.   | Aurora, Colo. / Chanhassen / Minnesota              |
| 10 Olivia Lattin      | IF   | 5-6  | Sr.   | Kingston, N.Y. / Kingston                           |
| 11 Cana Davis         | OF   | 5-9  | So.   | Harrisonburg, Va. / Turner Ashby                    |
| 13 Caitlyn Nolan      | IF   | 5-7  | Sr.   | Bennettsville, S.C. / Marlboro County               |
| 14 Emma Strouth       | OF   | 5-7  | Sr.   | Julian, N.C. / Southeast Guilford                   |
| 16 Meredith Slaw      | IF   | 5-11 | Fr.   | Warsaw, Va. / Rappahannock                          |
| 18 Mackenzie Lawter   | C    | 5-5  | So.   | South Boston, Va. / Halifax County                  |
| 19 Kinsey Johnson     | OF   | 5-9  | Sr.   | Highland, Md. / River Hill                          |
| 20 Sierra Walton      | C/IF | 5-7  | Sr.   | Des Moines, Iowa / Dowling Catholic/Indian Hills CC |
| 21 Stacy Kalt         | U    | 5-6  | Fr.   | Fallon, Nev. / Churchill                            |
| 22 Mara Strum         | P    | 6-1  | Fr.   | Vinton, Va. / William Byrd                          |
| 25 Carrie Eberle      | P    | 6-0  | Jr.   | Charlotte, N.C. / Charlotte Catholic                |
| 28 Grace Chavez       | C    | 5-9  | Fr.   | Las Vegas, Nev. / West Career and Technical Academy |
| 29 Maddi Banks        | U    | 5-6  | Fr.   | Bettendorf, Iowa / Bettendorf                       |
| 31 Kayleigh Addington | C    | 5-7  | So.   | Lexington, Va. / Rockbridge                         |

**Softball Staff:**

- Head Coach:** Pete D'Amour (First season)
- Assistant Coach:** Kirin Kumar (First season)
- Assistant Coach:** Doug Gillis (First season)
- Volunteer Assistant Coach:** Matt Guemmer (First season)
- Coordinator of Player Development:** Sami Fagan (First season)
- Director of Operations:** Whitney Davis Showalter (Fifth season)
- Recruiting Assistant:** Lexi Denny (Second season)

**Pronunciations:**

- Jada Crittendon: Jay-duh
- Jayme Bailey: JAY-me
- Keely Rochard: KEY-lee row-SHARD
- Dani Hugney: HUGH-gknee
- Keara Napoli: KEER-uh
- Cana Davis: KAY-nuh
- Emma Strouth: StrOWth
- Sierra Walton: See-AIR-uh
- Mara Strum: Mare-uh
- Carrie Eberle: Eb-er-lee
- Grace Chavez: SHAW-vez
- Al Velazquez: Vuh-LAZ-kez
- Pete D'Amour: Duh-More
- Kirin Kumar: Kier-in
- Matt Guemmer: Gim-mer





**ACC Standings**

Atlantic

| Team                     | Overall | ACC  | Pct. |
|--------------------------|---------|------|------|
| 1. No. 6/6 Florida State | 45-8    | 16-5 | .849 |
| 2. Notre Dame            | 31-15   | 14-6 | .674 |
| 3. [RV/RV] Louisville    | 33-16   | 12-9 | .673 |
| 4. Syracuse              | 19-28   | 8-13 | .404 |
| 5. NC State              | 25-26   | 6-15 | .490 |
| Boston College           | 15-32   | 4-17 | .319 |

Coastal

|                                   |             |             |             |
|-----------------------------------|-------------|-------------|-------------|
| <b>1. No. 24/23 Virginia Tech</b> | <b>43-8</b> | <b>20-4</b> | <b>.843</b> |
| 2. [RV/RV] North Carolina         | 33-16       | 17-7        | .673        |
| 3. Georgia Tech                   | 30-23       | 11-10       | .566        |
| 4. Duke                           | 25-30       | 11-13       | .455        |
| 5. Virginia                       | 20-30       | 8-16        | .400        |
| 6. Pitt                           | 9-39        | 4-16        | .188        |

**Preseason ACC Coaches' Poll**

- Florida State (121 points, 11 first-place votes)
- Notre Dame (102 points)
- North Carolina (95 points)
- Pitt (88 points)
- Louisville (75 points)
- Duke (69 points)
- Georgia Tech (55 points)
- Syracuse (51 points)
- Boston College (47 points)
- 10. Virginia Tech (41 points, 1 first-place vote)**
- NC State (29 points)
- Virginia (19 points)

**ACC Preseason All-Conference**

- Raine Wilson, JR, IF, Duke  
 Carsyn Gordon, SR, IF, Florida State  
 Sydney Sherrill, SO, IF, Florida State  
 Sidney Melton, SR, IF, Louisville  
 Olivia Gray, SR, IF, Pitt  
 Zoe Casas, SR, OF, Florida State  
 Kiani Ramsey, SR, OF, North Carolina  
 Bryce Holmgren, SR, OF, Syracuse  
 Abby Sweet, SO, OF, Notre Dame  
 Meghan King, SR, P, Florida State  
 Brittany Pickett, JR, P, North Carolina  
 Alexa Romero, JR, P, Syracuse  
**Carrie Eberle, JR, P, Virginia Tech**  
 Anna Shelnut, JR, C, Florida State  
 Megan Hensley, SR, DP, Louisville

**GREENSBORO, N.C.** – Reigning national champion Florida State led all ACC teams with five selections to the inaugural Preseason All-ACC Softball Team and was chosen as the favorite in a vote of the league's 12 head coaches.

The Seminoles have won five straight ACC Softball Championships, and received all 11 possible first-place votes, as coaches were not allowed to vote for their own teams.

Louisville, North Carolina and Syracuse have two representatives each on the preseason team, with Duke, Notre Dame, Pitt and Virginia Tech earning one selection each.

The preseason squad includes nine members named 2018 First Team All-ACC, and five named Second Team All-ACC last year.

**THE MOUNTAINTOP**

- After winning all three of its games this past weekend at Boston College, the Hokies find themselves with the most ACC wins in school history, boasting 20.
- Of those 20, 12 came on the road with Tech owning a perfect 12-0 record in ACC road games.

| Year        | ACC wins  | Overall Record         | Postseason            |
|-------------|-----------|------------------------|-----------------------|
| <b>2019</b> | <b>20</b> | <b>43-8 (20-4 ACC)</b> |                       |
| 2014        | 19        | 36-23 (19-9 ACC)       | Regionals (Knoxville) |
| 2008        | 16        | 49-19 (16-5 ACC)       | WCWS (Oklahoma City)  |
| 2007        | 15        | 49-16 (15-5 ACC)       | Regionals (Columbus)  |

**I'M A MAN, I'M 40**

- With getting a W vs. the Tar Heels, Tech eclipsed the 40-win plateau for the first time since 2012.
- It has only happened eight times in program history out of 24 years of being a program (1996). Below are the most wins in school history.

| Year        | Wins      | Overall Record         | Postseason              |
|-------------|-----------|------------------------|-------------------------|
| 1999        | 54        | 54-16 (14-2 A-10)      | L, A-10 title game      |
| 2008        | 49        | 49-19 (16-5 ACC)       | WCWS (Oklahoma City)    |
| 2007        | 49        | 49-16 (15-5 ACC)       | Regionals (Columbus)    |
| 2005        | 44        | 44-25 (4-13 ACC)       | Regionals (Knoxville)   |
| <b>2019</b> | <b>43</b> | <b>43-8 (17-4 ACC)</b> |                         |
| 2012        | 42        | 42-21 (12-8 ACC)       | Regionals (Knoxville)   |
| 2002        | 42        | 42-18 (12-8 BIG EAST)  | L, BIG EAST title games |
| 2000        | 41        | 41-22 (12-4 A-10)      | L, A-10 title game      |

**SHUT 'EM DOWN**

- Pitcher Keely Rochard has had a knack this year for not allowing an opponent to sniff the plate.
- She is one of only seven players to have 10 or more shutouts and is tied for second in the country with 11.

| Name                                | SHO       | ERA         | W/L         |
|-------------------------------------|-----------|-------------|-------------|
| Christina Biggerstaff (USC Upstate) | 13        | 1.13        | 25-4        |
| Danielle Williams (Northwestern)    | 11        | 1.25        | 25-3        |
| <b>Keely Rochard (VT)</b>           | <b>11</b> | <b>1.67</b> | <b>19-3</b> |

**THEY DIG THE LONG BALL**

- Tech has already set a school record for the most home runs hit in a season, boasting 86 for the third in the nation.
- What puts it in perspective is that they only hit 35 last season, including the team high for a player being just eight. This year, the Hokies have four players with eight or more homers.

| School                     | G         | HR        | HR p/g      |
|----------------------------|-----------|-----------|-------------|
| Oklahoma (Big 12)          | 47        | 92        | 1.96        |
| Arizona (Pac-12)           | 48        | 90        | 1.88        |
| <b>Virginia Tech (ACC)</b> | <b>51</b> | <b>86</b> | <b>1.69</b> |

**A SENSE OF URGENCY**

- The Hokies are batting a sizzling .608 (76 of 125) with a runner on third base and there are less than two outs. Having a sense of urgency, Tech typically knocks that runner in - and then some.
- Tech is averaging 7.18 runs per game, the most in the ACC and eighth-most in the land.

**DIAPER DANDIES**

- Kelsey Bennett and Jayme Bailey were named to the Schutt Sports/NFCA National Freshman of the Year Top 25 list on April 18, becoming the first-ever Hokies to make the list.
- With them making the list, they are one of only two schools to boast two players (No. 2/2 UCLA).
- Tech is also the only school out of the ACC.

**HOKIES ROLL AGAINST WAHOOS**

- Tech blanked in-state rival Virginia in all three games of the series last weekend, clinching a point in the Commonwealth.
- It marked the second straight year that the Hokies swept the Cavaliers and the first time ever holding an opponent scoreless in a three-game series.

**ROCHARD SPINS PERFECT GAME**

- After taking a loss to then-No. 8/8 Georgia in March, pitcher Keely Rochard got another chance in the circle versus a ranked team and did not disappoint.
- Rochard, who was quoted after the game saying she wanted another shot versus a top opponent, put together her best game yet against No. 20/17 JMU in Blacksburg, throwing a perfect game.
- The righty finished with 60 pitches in five innings of work, getting her 15 outs by nine pop ups, two grounders and four Ks.
- It marked the seventh perfect game in program history and first since Jasmine Harrell's on May 1, 2012, in a 9-0 win over Liberty in five innings.

**JOINING ELITE COMPANY**

- Pitcher Keely Rochard became just the fifth Hokie to pitch a perfect game, joining Angela Tincher (2), Ashlee Dobbe (2), Katie Maynard (1) and Jasmine Harrell (1).
- It also marked Rochard's third no-hit game of the season, as she threw two no-nos in February.
- Her three no-nos make her one of only five players in school history to have three or more no-hitters, joining Angela Tincher (14), Ashlee Dobbe (8), Clarisa Crowell (4) and Kelly Heinz (3).

**NOT IN OUR HOUSE**

- The win over nationally-ranked JMU on April 10 marked the first time Tech has won at home versus a top-25 team since April 6, 2016, which was ironically versus JMU.
- The last time Tech played in a game when both teams were ranked and won at home was on April 26, 2008, against No. 14 North Carolina. It also marked Coach D'Amour's first ranked win at TSP.
- It was Tech's 18th win at home against a ranked team.

**RUN-RULIN' THE BEST**

- Before Tech's 12-0 [5] victory over No. 20/17 JMU, the last time Tech run-ruled a ranked team takes you all the way back to April 1, 2007, when it defeated No. 24 NC State 8-0 [5].
- But that was the only time previously in history that's happened, making the JMU accomplishment just the second time in school history.

**A WIN WOULD**

- A series win for the Hokies would clinch the Coastal Division, marking their first time ever winning it.
- With that, they would also lock up the No. 1 seed in the ACC Championship in Tallahassee.
- Tie Tech's school record of winning seven ACC series in a season, which was set in 2007.



**MISCELLANEOUS**

| Multiple Hit Games  | 2  | 3  | 4 | 5+ | Total |
|---------------------|----|----|---|----|-------|
| 14 Emma Strouth     | 15 | 5  | - | -  | 20    |
| 8 Kelsey Bennett    | 14 | 2  | - | -  | 16    |
| 4 Darby Trull       | 10 | 4  | 2 | -  | 16    |
| 2 Jayme Bailey      | 14 | 1  | - | -  | 15    |
| 9 Al Velazquez      | 12 | 1  | - | -  | 13    |
| 13 Caitlyn Nolan    | 10 | 2  | - | -  | 12    |
| 29 Maddi Banks      | 5  | 1  | - | -  | 6     |
| 18 Mackenzie Lawter | 3  | 2  | - | -  | 5     |
| 6 Lauren Duff       | 4  | -  | - | -  | 4     |
| 28 Grace Chavez     | 3  | -  | - | -  | 3     |
| 10 Olivia Lattin    | 1  | 1  | - | -  | 2     |
| 11 Cana Davis       | 2  | -  | - | -  | 2     |
| 16 Meredith Slaw    | 1  | -  | - | -  | 1     |
| 20 Sierra Walton    | 1  | -  | - | -  | 1     |
| TEAM                | 95 | 19 | 2 | 0  | 116   |

| Hitting Streaks     | Longest | Current |
|---------------------|---------|---------|
| 28 Grace Chavez     | 11      | -       |
| 9 Al Velazquez      | 10      | -       |
| 14 Emma Strouth     | 10      | 3       |
| 4 Darby Trull       | 9       | 8       |
| 8 Kelsey Bennett    | 8       | 2       |
| 2 Jayme Bailey      | 7       | -       |
| 13 Caitlyn Nolan    | 7       | 1       |
| 6 Lauren Duff       | 6       | -       |
| 18 Mackenzie Lawter | 5       | 2       |
| 16 Meredith Slaw    | 4       | -       |
| 11 Cana Davis       | 4       | 2       |
| 29 Maddi Banks      | 3       | 2       |
| 10 Olivia Lattin    | 3       | 3       |
| 20 Sierra Walton    | 3       | -       |
| 25 Carrie Eberle    | 2       | -       |
| 21 Stacy Kalt       | 1       | -       |
| 5 Dani Hugney       | 1       | -       |
| 19 Kinsey Johnson   | 1       | 1       |
| 0 Jada Crittendon   | 1       | -       |
| 12 Hannah Jones     | 1       | -       |

| Multiple RBI Games  | 2  | 3  | 4  | 5+ | Total |
|---------------------|----|----|----|----|-------|
| 14 Emma Strouth     | 14 | 1  | 5  | -  | 20    |
| 8 Kelsey Bennett    | 7  | 4  | 2  | -  | 13    |
| 13 Caitlyn Nolan    | 6  | 5  | 2  | -  | 13    |
| 4 Darby Trull       | 5  | 5  | -  | -  | 10    |
| 18 Mackenzie Lawter | 3  | 2  | 1  | 1  | 7     |
| 16 Meredith Slaw    | 5  | 1  | -  | -  | 6     |
| 9 Al Velazquez      | 2  | 3  | 1  | -  | 6     |
| 28 Grace Chavez     | 4  | 1  | -  | -  | 5     |
| 2 Jayme Bailey      | 4  | -  | -  | -  | 4     |
| 20 Sierra Walton    | 3  | -  | -  | -  | 3     |
| 6 Lauren Duff       | 1  | 1  | -  | -  | 2     |
| 29 Maddi Banks      | 1  | 1  | -  | -  | 2     |
| 12 Hannah Jones     | -  | 1  | -  | -  | 1     |
| 11 Cana Davis       | -  | 1  | -  | -  | 1     |
| TEAM                | 55 | 26 | 11 | 1  | 93    |

| Reached Base Streaks | Longest | Current |
|----------------------|---------|---------|
| 9 Al Velazquez       | 23      | -       |
| 14 Emma Strouth      | 18      | 5       |
| 4 Darby Trull        | 14      | 8       |
| 2 Jayme Bailey       | 14      | 9       |
| 28 Grace Chavez      | 13      | -       |
| 8 Kelsey Bennett     | 11      | 3       |
| 13 Caitlyn Nolan     | 10      | 1       |
| 6 Lauren Duff        | 9       | -       |
| 18 Mackenzie Lawter  | 8       | 2       |
| 29 Maddi Banks       | 5       | 3       |
| 11 Cana Davis        | 5       | 3       |
| 20 Sierra Walton     | 5       | 1       |
| 16 Meredith Slaw     | 4       | 3       |
| 10 Olivia Lattin     | 3       | 3       |
| 21 Stacy Kalt        | 2       | -       |
| 25 Carrie Eberle     | 2       | -       |
| 19 Kinsey Johnson    | 2       | 1       |
| 12 Hannah Jones      | 2       | -       |
| 0 Jada Crittendon    | 1       | -       |
| 5 Dani Hugney        | 1       | -       |

**ON THE COVER OF LETHAL WEAPON**

- Third baseman Kelsey Bennett hit back-to-back home runs against [RV] Texas State on Feb. 23, accomplishing the feat in the third and fifth frames.
- The Georgia native became the first Hokie to do so since March 10, 2017, when Breanna Davenport did it versus No. 1 Florida State.
- Bennett also was the first freshman to hit two homers in the same game since April 30, 2016, when Lauren Duff did it against rival Virginia. It marked the ninth time a freshman had ever hit two out of the park in the same contest.
- To top Bennett, Mackenzie Lawter hit back-to-back in the same inning, knocking two out in the second frame versus Binghamton on March 19.
- And three weeks later, catcher Lauren Duff hit consecutive homers in the first and third innings against No. 20/17 JMU. It actually marked her third time hitting two dingers in a game and her first since Feb. 26, 2017, versus Seton Hall.

**AFTER SIX A LOCK**

- After losing to No. 20/17 JMU on April 10 in the first game of a doubleheader 3-1, it marked the first time Tech had blown a lead late in a game all year.
- Coming into the contest, the Hokies were a perfect 20-0 when leading after six innings of action.
- Even more impressive is Pete D'Amour's head coaching record when leading after six. He's 81-3, making that only his third game to slip away like that, losing two in that fashion at Kennesaw State.

**COUNT IT**

- Outfielder Emma Strouth broke the school record for RBIs in a season on April 12 against in-state rival at Tech Softball Park, achieving the feat in front of her friends and family.
- The senior is joined recently by Caitlyn Nolan, who cracked the old record of 50 on April 28 at BC.

| Name              | RBI | BA   | HR | SLG  | YR   |
|-------------------|-----|------|----|------|------|
| Emma Strouth      | 61  | .410 | 11 | .708 | 2019 |
| Caitlyn Nolan     | 50  | .290 | 16 | .683 | 2019 |
| Megan Evans       | 50  | .328 | 16 | .631 | 2005 |
| Katey Smith       | 49  | .317 | 9  | .569 | 2014 |
| Kristen Froehlich | 49  | .280 | 7  | .503 | 2011 |
| Ali Verbage       | 48  | .372 | 8  | .596 | 1998 |

**IN THE CLUTCH**

- Senior Emma Strouth is the second-best among the Power Five of delivering with runners on base, knocking in a school-record 61 RBIs.
- She ranks tied for sixth nationally and is one of only seven players to own over 60 RBIs.

| Name                             | G  | RBI | RBI p/g | Pos. |
|----------------------------------|----|-----|---------|------|
| Bailey Hemphill (Alabama)        | 53 | 65  | 1.23    | C    |
| Emma Strouth (Virginia Tech)     | 51 | 61  | 1.20    | OF   |
| Mia Davidson (Mississippi State) | 48 | 61  | 1.27    | C    |

**GOOD THINGS COME TO AN END**

- Outfielder Al Velazquez put quite a streak together, 23 games in a row reaching base, but it was snapped on April 7 at Duke.
- The streak, which dated all the way back to Feb. 27 against Radford, was the longest by a Hokie this year and set a career high for the sophomore.
- Her hitting streak during that time span got up to 10 games.

**THERE IT IS**

- Catcher Mackenzie Lawter came into the Duke series with 25 starts behind the dish and had yet to throw out a runner trying to steal.
- With being 0 for 18 on catching runners, granted, different situations made it first and third so there would be no throw, so it's somewhat misleading of her arm talent, Lawter got her first runner at second on April 6 at Duke.

**SAY IT AIN'T SO**

- The school record at Tech for consecutive games played without an error was six, which was set Feb. 28-March 8, 2007.
- After their series at Duke, the record fell with the Hokies playing nine straight errorless games before making one in the series finale. Tech went 8-1 during that stretch.

**TECH IN THE POLLS**

- Tech finds itself No. 24 in the USA Today/NFCA Top 25 after dropping three spots from last week, while falling three spots to No. 23 in the ESPN.com/USA Softball Top 25.
- The Hokies fell one spot to No. 18 in Softball America, fell three spots to No. 24 in Fastpitch News and fell five spots at No. 25 College Sports Madness. (More in the bottom left corner)
- No. 19 is the highest Tech has been this year in USA Softball's poll, which was two weeks ago. The last time Tech was as high as No. 19 in the poll was on March 20, 2013.

**FRESHMEN PHENOMS**

- Not too many freshmen across the nation can hit over .300 their first season at the college level, let alone .400. But Jayme Bailey is one of the few who are hitting north of .400.
- The first baseman one of only 10 freshmen in Division I with a batting clip of .400 or better, including one of just four rookies in the Power Five.

| Name                          | Pos. | Games | AB  | Hits | BA   |
|-------------------------------|------|-------|-----|------|------|
| Kelli Godin (UCLA)            | OF   | 42    | 94  | 43   | .457 |
| Lexi Blair (Michigan)         | OF   | 48    | 157 | 68   | .433 |
| Grace Green (Oklahoma)        | IF   | 44    | 114 | 49   | .430 |
| Jayme Bailey (VT)             | U    | 48    | 121 | 50   | .413 |
| Natalie DenHartog (Minnesota) | IF   | 46    | 136 | 55   | .404 |

**CLOSE ONES**

- Coach Pete D'Amour has a knack for winning close games and has put that on display since his arrival to Blacksburg.
- D'Amour owns a 26-14 record in one-run games and is 5-0 this year. In his last one-run game, D'Amour tallied a 1-0 victory over Virginia in the second game of the series.



**HOKIES IN THE POLLS**

|     | NFCA | USA Softball | Softball America | Fastpitch News | College Sports Madness |
|-----|------|--------------|------------------|----------------|------------------------|
| P   | RV   | -            | -                | -              | -                      |
| W1  | RV   | -            | -                | -              | -                      |
| W2  | RV   | 25           | 21               | -              | -                      |
| W3  | RV   | -            | -                | -              | -                      |
| W4  | RV   | -            | 24               | 24             | -                      |
| W5  | RV   | 25           | -                | 23             | 25                     |
| W6  | RV   | 24           | 23               | 24             | 23                     |
| W7  | 24   | 19           | 20               | 18             | 22                     |
| W8  | 24   | T20          | 19               | 21             | 21                     |
| W9  | 22   | 20           | 18               | 22             | 21                     |
| W10 | 21   | 20           | 17               | 21             | 20                     |
| W11 | 24   | 23           | 18               | 24             | 25                     |
| W12 | -    | -            | -                | -              | -                      |





## HONORS & AWARDS

### Preseason

Carrie Eberle, Preseason All-ACC Team  
 Carrie Eberle, Preseason JWOS All-American  
 Carrie Eberle, Softball America Top-100 Player

### ACC Honors

Caitlyn Nolan, Player of the Week (Feb. 12)  
 Keely Rochard, Co-Pitcher of the Week (Feb. 12)  
 Keely Rochard, Co-Pitcher of the Week (Feb. 19)  
 Kelsey Bennett, Co-Player of the Week (March 5)  
 Carrie Eberle, Co-Pitcher of the Week (March 5)  
 Emma Strouth, Co-Player of the Week (April 16)  
 Keely Rochard, Pitcher of the Week (April 16)

### NFCA Honors

Caitlyn Nolan, Player of the Week (Feb. 12)  
 Keely Rochard, Pitcher of the Week (Feb. 19)  
 Keely Rochard, Pitcher of the Week

### USA Softball Honors

Keely Rochard, Pitcher of the Week (April 16)

### Fastpitch News Honors

Keely Rochard, Pitcher of the Week (Feb. 19)  
 Keely Rochard, Pitcher of the Week (April 16)

### College Sports Madness Honors

Keely Rochard, Pitcher of the Week (Feb. 18)  
 Darby Trull, Player of the Week (Feb. 18)

## ONE-TWO PUNCH

- Pitchers Carrie Eberle (24-5) and Keely Rochard (19-3) have put some work in the circle, as the two are the only pitchers to have 19 or more wins on the same team in the nation.
- The next closest team to have two elite pitchers is No. 4/5 Washington, with Taran Alvelo (21-4) and Gabbie Plain (17-2).

## WHEN THE BIG DOGS SHOW UP

- Tech has had its fair share of ranked opponents come through Tech Softball Park, with 49 games taking place.
- The Hokies are 18-33 (.353) in those games and are 5-7 (.417) when Tech is ranked, too.
- Before April 10, the last time Tech was ranked and beat a ranked team at home was on April 26, 2008, when it took down No. 14 North Carolina 5-2 [10] when the Hokies were ranked No. 18.
- Tech's last six wins at home versus ranked opponents are below in chronological order.

| Date           | Opp.                 | Score       | Tech Ranked |
|----------------|----------------------|-------------|-------------|
| April 10, 2019 | No. 20/17 JMU        | W, 12-0 [5] | No. 22/20   |
| April 6, 2016  | No. 6 JMU            | W, 2-1      | NR          |
| March 15, 2014 | No. 22 Notre Dame    | W, 5-4      | NR          |
| March 15, 2014 | No. 22 Notre Dame    | W, 3-2      | NR          |
| April 6, 2012  | No. 21 Florida State | W, 11-5 [6] | NR          |
| April 9, 2011  | No. 25 Georgia Tech  | W, 4-2      | NR          |

## ON THE OFFENSIVE

- First baseman Jayme Bailey has the second-best batting average in the ACC with a .416 clip.
- She is joined by outfielder Darby Trull (.410, 4th), outfielder Emma Strouth (.401, 7th) and third baseman Kelsey Bennett (.389, 8th) in the top 10 of the league.
- Strouth leads the ACC in RBIs on the year, racking up a school-record 57. Shortstop Caitlyn Nolan isn't far behind, owning the third most in the league with 46.

## SHUFFLE AND FOLD

- The Hokies dealt a pretty good hand to the Cards in late March, winning the series over Louisville, 2-1, and outscoring the Cards 28-13 in Blacksburg.
- The two wins for Tech were run-rules, marking only the second time in school history the Hokies have run-ruled an ACC team in back-to-back games.
- The last time that happened was against Boston College on April 11, 2009, in a doubleheader. Tech won the first game 14-6 in six innings and the second game 9-1 in six innings.

## A LOOK AT THE RPI

- The Hokies sit at No. 29 in the latest RPI ranking, dropping one spot from last week
- After North Carolina and Louisville moved ahead of Tech, the Hokies have the fourth-best RPI in the ACC.

## HOT CORNER

- A select few have started at third base in every game as freshmen in the Power Five.
- The few are three players, including Baylor's Kassidy Krupit, Oregon's Rachel Cid and Virginia Tech's Kelsey Bennett.

| Name                    | Assists | Hits | RBI | HR | BA   |
|-------------------------|---------|------|-----|----|------|
| Kelsey Bennett (VT)     | 92      | 55   | 43  | 13 | .393 |
| Kassidy Krupit (Baylor) | 58      | 30   | 27  | 9  | .233 |
| Rachel Cid (Oregon)     | 35      | 26   | 23  | 8  | .232 |

## OUT AHEAD

- The Hokies typically get off to a fast start, outscoring their opponents 222-24 in the first three innings of games.
- They have outscored their opponents 84-9 in the first inning, 59-8 in the second and 79-7 in the third.
- Tech is 39-3 when it scores first this year.

## ACC AWARDS

- Three times this season, the Hokies swept the weekly awards honored by the league office.
- After opening weekend, Caitlyn Nolan earned Player of the Week while Keely Rochard was tabbed Co-Pitcher of the Week on Feb. 12.
- The ACC selected two Hokies on March 12 - Kelsey Bennett (Player) and Carrie Eberle (Pitcher).
- On April 2, Bennett earned her second ACC Co-Player of the Week.
- Tech swept the ACC weekly awards again, this time doing it on April 16 when Keely Rochard won Pitcher of the Week and Emma Strouth was Co-Player of the Week.

## THE MAGIC FIVE

- Mackenzie Lawter put together quite the game at Pitt on March 23, hitting a grand slam and then getting an RBI single later.
- Her two timely hits got her a career-high five RBIs, marking the most by a Hokie this season and the most since Feb. 9, 2018, when Carrie Eberle did it versus Florida A&M.

## A 10-SPOT

- The Hokies can score in bunches, as they have put that on display all year long. Their biggest bunch of the season came on March 19 versus Binghamton, with them scoring 10 runs in an inning.
- Three homers in the second did the trick, thanks to Grace Chavez and Mackenzie Lawter, who did it twice.
- Tech followed it up with a nine-run inning vs. Pitt later that weekend on March 22.



### LIKE I'M JORDAN, '96, '97

- Opening weekend, the Hokies had two players hit back-to-back home runs in Emma Strouth and Caitlyn Nolan against Central Michigan on Feb. 9.
- Seven days later, two different players did the same thing, as Hannah Jones and Maddi Banks cranked out two in a row versus Detroit Mercy on Feb. 16.
- At Georgia on March 1, Meredith Slaw and Caitlyn Nolan had back-to-back HRs against UAB on Sunday.
- For the fourth time this season, consecutive homers happened at Pitt on March 23, when Emma Strouth hit a three-run blast in the fifth inning and then Kelsey Bennett followed suit with a solo shot to center field as well.
- Against Louisville on March 31, Tech did it for the fifth time this year, as Mackenzie Lawter hit a three-run shot and Al Velazquez went deep for a solo HR.

### IT'S BEEN A MINUTE

- When the Hokies beat the then-eighth-ranked Georgia Bulldogs on March 1, it marked their first win over a top 10-opponent since 2016 vs. No. 6 JMU.
- It also marked Tech's first road win over a ranked opponent since May 19, 2013, when Tech beat No. 17 Kentucky in an NCAA Regional.
- Darby Trull hit the would be game-winning RBI in the top of the eighth to win it versus the Bulldogs, knocking in Maddi Banks.

### ROCHARD MAKES HISTORY

- Sophomore Keely Rochard was on her A-game in the circle the week of Feb. 15-17 facing 38 batters and not surrendering a hit and only allowing three walks to Detroit Mercy and Charleston Southern.
- Her two no-hitters made her the third player in school history to have consecutive no-nos, joining Clarisa Crowell (1999) and Ashlee Dobbe (2000).
- She also became the first player since 2000 to accomplish the feat and only the sixth Hokie to post two or more no-hitters, as well as the first no-hitter since Feb. 24, 2017, when Aysha Richardson did it against Seton Hall in five innings.
- Rochard later threw a perfect game on April 10 against No. 20/17 JMU, bringing her no-hitter total to three games.

| Name                         | No-nos   | Ex. Inn. | 7 IP     | 5/6 IP   | vs. P5   |
|------------------------------|----------|----------|----------|----------|----------|
| Anglea Tincher (05-08)       | 14       | 2        | 9        | 3        | 5        |
| Ashlee Dobbe (99-02)         | 8        | 0        | 5        | 2        | 2        |
| Clarissa Crowell (99-02)     | 4        | 0        | 4        | 0        | 1        |
| <b>Keely Rochard (18-19)</b> | <b>3</b> | <b>0</b> | <b>1</b> | <b>2</b> | <b>0</b> |
| Kelly Heinz (13-15)          | 3        | 0        | 0        | 3        | 0        |
| Katie Maynard (03-06)        | 2        | 1        | 1        | 0        | 0        |

### STROUTH RISING IN TRIPLES

- Senior Emma Strouth, a speedster in the outfield, also gets it done out of the box as she is now No. 2 all-time in the record books, following her triple against Purdue on Feb. 10.
- She is three away from tying the Hokies' all-time leader in Bronwyn Blair, who set the record at 12 her senior year in 2001.

| Name                | Game           | Triples  |
|---------------------|----------------|----------|
| Bronwyn Blair       | 1998-01        | 12       |
| <b>Emma Strouth</b> | <b>2016-19</b> | <b>9</b> |
| Ashton Ward         | 2010-11        | 8        |
| Charisse Mariconda  | 2006-09        | 8        |
| Carmen Farmer       | 2000-03        | 8        |
| Michelle Meadows    | 1997-00        | 8        |
| Melissa Sanderson   | 1996           | 8        |

### BEST STARTS IN SCHOOL HISTORY

- With the Hokies starting the season 9-0 after winning two tourneys in Charleston, they tied the second-best start in school history.
- Below is the best starts in school history before each teams' first loss and how those teams ended up.

| Year        | Start      | Overall Record        | Postseason            |
|-------------|------------|-----------------------|-----------------------|
| 2006        | 10-0       | 39-22 (12-8 ACC)      | Regionals (Knoxville) |
| <b>2019</b> | <b>9-0</b> | <b>13-2 (0-0 ACC)</b> |                       |
| 2015        | 9-0        | 34-23 (9-14 ACC)      | Regionals (Knoxville) |
| 2012        | 7-0        | 43-21 (12-8 ACC)      | Regionals (Knoxville) |

### DOUBLE DOWN

- Outfielder Emma Strouth was on a tear in March, getting a double in three straight games for the first time of her career (March 19-20).
- Ironically, it had been a while since she last had a two-bagger, getting it before her hot streak on Feb. 10 opening weekend versus Purdue.

### A WEEKEND FOR FIRSTS

- The long ball was a common theme for the Hokies in Charleston the second week of the season, seeing six players hit a home run. Of the six, five did it for the first time at the college level.
- For the first-timers, freshman Maddi Banks homered to center versus Detroit Mercy to start it off.
- Sophomore Mackenzie Lawter drilled one down the left-field line against ETSU for a solo HR.
- Fellow sophomore Darby Trull answered two innings later with a solo shot to right center.
- Against Charleston Southern, freshman Kelsey Bennett belted a solo one to left center.
- And in the top of the seventh versus Charleston Southern, freshman Meredith Slaw pinch-hit and sent a rocket to right center, a three-run shot.

## STARTERS SUMMARY

| Player           | GS | Position |    |    |    |    |    |    |    |    |    | Batting Order |     |     |     |     |     |     |     |     |     |
|------------------|----|----------|----|----|----|----|----|----|----|----|----|---------------|-----|-----|-----|-----|-----|-----|-----|-----|-----|
|                  |    | p        | c  | 1b | 2b | 3b | ss | lf | cf | rf | of | dh            | 1st | 2nd | 3rd | 4th | 5th | 6th | 7th | 8th | 9th |
| 14 Emma Strouth  | 51 | .        | .  | .  | .  | .  | .  | 51 | .  | .  | .  | .             | .   | .   | .   | .   | .   | .   | .   | .   | .   |
| 13 Caitlyn Nolan | 51 | .        | .  | .  | .  | .  | 51 | .  | .  | .  | .  | .             | .   | .   | .   | .   | .   | .   | .   | .   | .   |
| 8 Kelsey Bennett | 51 | .        | .  | .  | .  | 51 | .  | .  | .  | .  | .  | .             | .   | .   | .   | .   | .   | .   | .   | .   | .   |
| 9 Al Velazquez   | 49 | .        | .  | .  | .  | .  | .  | .  | .  | 48 | .  | 1             | .   | .   | .   | .   | .   | .   | .   | .   | .   |
| 4 Darby Trull    | 47 | .        | .  | .  | .  | .  | .  | .  | 47 | .  | .  | .             | .   | .   | .   | .   | .   | .   | .   | .   | .   |
| 29 Maddi Banks   | 46 | .        | .  | .  | 44 | .  | .  | .  | 2  | .  | .  | .             | .   | .   | .   | .   | .   | .   | 1   | 44  | .   |
| 2 Jayme Bailey   | 46 | .        | .  | 42 | 4  | .  | .  | .  | .  | .  | .  | .             | .   | .   | .   | .   | .   | .   | .   | .   | .   |
| 18 Mackenzie Law | 39 | .        | 38 | .  | .  | .  | .  | .  | .  | .  | .  | .             | .   | .   | .   | .   | .   | .   | .   | .   | .   |
| 25 Carrie Eberle | 28 | 28       | .  | .  | .  | .  | .  | .  | .  | .  | .  | .             | .   | .   | .   | .   | .   | .   | .   | .   | .   |
| 3 Keely Rochard  | 23 | 23       | .  | .  | .  | .  | .  | .  | .  | .  | .  | .             | .   | .   | .   | .   | .   | .   | .   | .   | .   |
| 6 Lauren Duff    | 22 | .        | 13 | .  | .  | .  | .  | .  | .  | .  | .  | .             | .   | .   | 9   | .   | .   | .   | .   | .   | .   |
| 16 Meredith Slaw | 16 | .        | .  | 3  | .  | .  | .  | .  | .  | .  | .  | .             | .   | .   | 13  | .   | .   | .   | .   | .   | .   |
| 28 Grace Chavez  | 16 | .        | .  | .  | .  | .  | .  | .  | .  | .  | .  | .             | .   | .   | 16  | .   | .   | .   | .   | .   | .   |
| 11 Cana Davis    | 12 | .        | .  | .  | .  | .  | .  | .  | 2  | 3  | .  | 7             | .   | .   | .   | .   | .   | .   | .   | .   | .   |
| 20 Sierra Walton | 10 | .        | .  | 6  | .  | .  | .  | .  | .  | .  | .  | .             | .   | .   | 4   | .   | .   | .   | .   | .   | .   |
| 10 Olivia Lattin | 3  | .        | .  | .  | 3  | .  | .  | .  | .  | .  | .  | .             | .   | .   | 3   | .   | .   | .   | .   | .   | .   |



### YOUTH MOVEMENT

- With three-year starter Olivia Lattin going down to injury opening weekend, second base came open and freshman Maddi Banks has filled that role.
- Fellow freshmen Kelsey Bennett and Jayme Bailey have enjoyed early playing time, as the two play in the infield at third and first base.
- The outfield has two underclassmen start as well, with sophomores Darby Trull (CF) and Al Velazquez (RF) holding it down, while Mackenzie Lawter is behind the dish.
- That means the five of the eight positions, excluding pitcher, are underclassmen. But the two seniors are key in LF Emma Strouth (.422, 48 RBIs) and SS Caitlyn Nolan (.302, 43 RBIs).

### AGAINST THE POWER FIVE

- While at Kennesaw State, Coach D'Amour had a knack for winning against teams from a Power Five conference.
- D'Amour took down four Power Five schools, including two in extra innings.

| Date           | School         | Site          | Score       |
|----------------|----------------|---------------|-------------|
| Feb. 25, 2018  | Illinois       | Kennesaw, Ga. | 5-4 (8)     |
| March 10, 2018 | Michigan State | Kennesaw, Ga. | W, 9-8      |
| March 11, 2018 | Michigan State | Kennesaw, Ga. | W, 7-3      |
| March 25, 2018 | NC State       | Raleigh, N.C. | W, 8-2      |
| April 11, 2018 | Georgia Tech   | Kennesaw, Ga. | W, 1-0 (10) |

### MARGIN OF VICTORY

- In Tech's 13-0 victory over College of Charleston on Feb. 9, the 13-run differential tied the seventh-best scoring margin in a win in school history.
- The Hokies followed it up a week later, beating Detroit Mercy by the same score, 13-0, on Feb. 16.
- Versus Pitt on March 23 in the first game of a doubleheader, Tech won 18-0 in five innings, tying the second-biggest margin of victory in school history and set the biggest margin of victory in a conference game in program history.

| Opponent           | Date           | Score     | Location          |
|--------------------|----------------|-----------|-------------------|
| Morgan State       | March 20, 2014 | 22-2 (20) | Blacksburg, Va.   |
| Pitt               | March 23, 2019 | 18-0 (18) | Pittsburgh, Pa.   |
| Florida A&M        | Feb. 9, 2018   | 19-1 (18) | Gulf Shores, Ala. |
| Seton Hall         | Feb. 21, 2015  | 18-0 (18) | Greenville, N.C.  |
| St. Louis          | Feb. 28, 1998  | 19-3 (16) | Atlanta, Ga.      |
| Virginia           | April 30, 2016 | 15-0 (15) | Blacksburg, Va.   |
| Radford            | March 30, 2002 | 15-0 (15) | Blacksburg, Va.   |
| Detroit Mercy      | Feb. 16, 2019  | 13-0 (13) | Charleston, S.C.  |
| Col. of Charleston | Feb. 9, 2019   | 13-0 (13) | Charleston, S.C.  |
| Seton Hall         | Feb. 24, 2017  | 13-0 (13) | Greenville, N.C.  |
| George Mason       | March 7, 2004  | 15-2 (13) | Kissimme, Fla.    |
| NC A&T             | April 25, 1998 | 15-2 (13) | Blacksburg, Va.   |
| St. Bonaventure    | April 12, 1998 | 13-0 (13) | Blacksburg, Va.   |

### NEW POWER FIVE HEAD COACHES

- The offseason was an eventful one for the coaching carousel, especially in the Power Five. There were 58 coaching changes in Division I, including 11 in the Power Five.
- D'Amour was one of the 11 and he is one of seven that came from a mid-major as a head coach. Two were sitting Power Five head coaches (Texas' Mike White and Louisville's Holly Aprile) and two were Power Five assistant coaches (Oregon's Melyssa Lombardi and Kansas' Jennifer McFalls).
- Interestingly enough, of the 11 Power Five head coaching moves, the ACC was the conference with the most change (5 moves), making up 45 percent.

| Name                   | Old School            | Title     | New School           |
|------------------------|-----------------------|-----------|----------------------|
| Larissa Anderson       | Hofstra               | HC        | Missouri             |
| Holly Aprile           | Pitt                  | HC        | Louisville           |
| Kristen Butler         | Toledo                | HC        | Rutgers              |
| <b>Pete D'Amour</b>    | <b>Kennesaw State</b> | <b>HC</b> | <b>Virginia Tech</b> |
| Shannon Doepking       | Dartmouth             | HC        | Syracuse             |
| Renee Gillispie        | UCF                   | HC        | Iowa                 |
| Jodi Hermanek          | Ohio                  | HC        | Pitt                 |
| Melyssa Lombardi       | Oklahoma              | Ass.      | Oregon               |
| Jennifer McFalls       | Texas                 | Ass.      | Kansas               |
| Jennifer Patrick-Swift | St. Francis           | HC        | NC State             |
| Mike White             | Oregon                | HC        | Texas                |

## TECH SOFTBALL PARK



### QUICK FACTS

|                       |   |
|-----------------------|---|
| Surface               | Grass outfield, dirt infield                  |
| Dimensions (LF-CF-RF) | 200-220-200                                   |
| First Game            | March 25, 1998, W, 8-6 (8 Inn.) vs. Charlotte |
| Seasons in Use        | 22nd Season                                   |
| Overall Record        | 839-578 (59%) Games: 1,417                    |
| At Home               | 293-159 (65%) Games: 452                      |
| Conference Record     | 253-229 (52%) Games: 479                      |
| vs. Ranked Teams      | 45-112 (29%) Games: 157                       |

### UNDER D'AMOUR

|                           |      |
|---------------------------|------|
| At TSP                    | 13-5 |
| ACC Record at home        | 8-4  |
| vs. Nonconference at home | 5-1  |
| vs. Ranked Teams at home  | 1-1  |

The Virginia Tech softball team has the luxury of playing and practicing in some of the finest facilities on the East Coast. Using the Tech Softball Park, Softball Indoor Facility and a state-of-the-art weight room, the Hokies train in terrific facilities designed to help them win championships. Combined with a new locker room and one of the best scoreboard and video boards in the country, the Hokies have it all when it comes to what they need to win.

Tech Softball Park, which was completed in the fall of 1997, has dimensions of 200 feet down the lines and 220 feet to center field. In January of 2008, an additional 746 permanent seats were installed, bringing the capacity up from 336 to 1,024. The new bleachers match the ones that were already in place and now extend down to the end of both dugouts.

Thanks to an anonymous donation, TSP now has seatbacks in the section behind home plate, which was completed in fall 2017.





### NFCA TIDBITS

- When Caitlyn Nolan was named NFCA DI National Player of the Week on Feb. 12 and teammate Keely Rochard followed up with NFCA DI National Pitcher of the Week the next week on Feb. 19, it made history.
- Since 2015, it had only happened three times that a school repeated national player of the week. However, it was the same person in each instance, making Tech's situation the first in the last four years.

| Name                               | School    | Position    | Year        |
|------------------------------------|-----------|-------------|-------------|
| Ally Carda                         | UCLA      | Pitcher     | 2015        |
| Shelby Turnier                     | UCF       | Pitcher     | 2015        |
| Rachel Garcia                      | UCLA      | Pitcher     | 2018        |
| <b>Caitlyn Nolan/Keely Rochard</b> | <b>VT</b> | <b>SS/P</b> | <b>2019</b> |

### A TOP-100 PLAYER

- Pitcher Carrie Eberle was named to Softball America's inaugural top-100 players lists, as announced by the newly formed organization on Feb. 7.
- The junior was one of 10 players from the ACC and one of 35 pitchers.

### EBERLE NAMED AN ALL-AMERICAN

- After a breakout season in the circle in 2018, Carrie Eberle was named a preseason All-American by Justin's World of Softball (JWOS).
- Eberle boasts the second-best returning ERA and opponent batting average in the ACC.

### FIRST TIME FOR EVERYTHING

- For the first time in ACC history, the league office asked the conference's coaches to submit a preseason ballot naming an all-conference team.
- Tech's Carrie Eberle found her name on the preseason all-conference team, being one of four pitchers named to the prestigious list. The Hokies were picked 10th in the preseason poll, including a first-place vote.

### NEW YEAR, NEW FACES

- Tech's Pete D'Amour became only the second coach in school history this past summer and he brought in a new staff with him.
- His first hire came on June 27, 2018, when he tabbed Kirin Kumar as an assistant coach. Kumar, who has ties to the ACC, comes most recently from NC State and played at Georgia Tech.
- Coming with him from the Peach State, Doug Gillis was hired on August 10, 2018, after being the pitching coach at Kennesaw State. He holds the same role in Blacksburg.
- On Aug. 30, 2018, D'Amour added his volunteer assistant in Matt Guemmer. Guemmer, who graduated from Missouri, worked with D'Amour in Columbia as a student manager from 2012-13. He most recently comes from DeSoto High School, where he was the head softball coach and won a state title in 2014.
- Former All-American at Missouri Sami Fagan joined the staff in the winter after playing professionally in Japan and the United States. She holds the title of coordinator of player development.

## 2008 WOMEN'S COLLEGE WORLD SERIES TEAM



### QUICK FACTS

|                  |                            |
|------------------|----------------------------|
| Record           | 49-19 (.721)               |
| ACC Record       | 16-5 (.752)                |
| Home             | 15-5 (.750)                |
| Away             | 18-5 (.782)                |
| Neutral          | 16-9 (.640)                |
| vs. Ranked Teams | 8-9                        |
| Highest Ranking  | No. 8 in final NFCA Poll   |
| Lowest Ranking   | No. 24 in Week 3 NFCA Poll |

### THE RUN

ACC Championship W, 7-4 Maryland | W, 2-0 Florida State | W 2-0 NC State  
 NCAA Regionals W, 1-0 [10] Louisville | W, 4-0 Tennessee | L, 7-1 UT | W 4-2 UT  
 NCAA Super Regionals L, 1-0 Michigan | W, 1-0 Michigan | W, 6-1 Michigan  
 WCWS L, 1-0 Texas A&M | L, 2-0 [9] Florida

In 2008, the Hokies reached new levels, culminating with a trip to Oklahoma City for the Women's College World Series. After finishing second in the regular season, the Hokies rolled through the ACC Tournament for the second time in a row, guaranteeing them their fourth straight NCAA Regional appearance.

Pitcher Angela Tincher led the way in the circle, winning All-America honors and National Player of the Year. She became only the third person at the time in NCAA softball history to rack up over 2,000 career strikeouts.

The Hokies made their first trip ever to the WCWS and finished the season with a school-record 50 wins, program-best 16 ACC wins and highest-ever finish in the NFCA poll with a No. 8 ranking in the final poll.

Tech also had a historic upset of the U.S. National Team, breaking the Red, White & Blue's 185-game, pre-Olympic exhibition tour winning streak with a 1-0 win on March 26.





**THE LAST TIME VIRGINIA TECH..**

|  |   |
|--|---|
| Recorded 10+ hits in a game                      | 14, at Boston College (4/27/19)   |
| Recorded 15+ hits in a game                      | 15, vs. ETSU (2/17/19)  |
| Scored 10+ runs in a game                        | 11, at Boston College (4/27/19)   |
| Scored 15+ runs in a game                        | 18, at Pitt [1] (3/23/19)   |
| Drew eight walks or more in a game               | 9, at Boston College (4/26/19)  |
| Stole five or more bases in a game               | 7, vs. Purdue (2/10/19)   |
| Hit 3 home runs in a game                        | 3, at Boston College (4/28/19)  |
| Hit 4 home runs in a game                        | 4, vs. No. 20/17 JMU (4/10/19)  |
| Hit 4+ home runs in a game                       | 5, at Pitt [1] (3/23/19)  |
| Had 3+ players with 3+ hits in a game            | 3-Lauren Duff, 3-Emma Strouth & 3-Carolina Schoenewald, WCU [1] (4/25/17) |
| Turned a triple play                             | No. 1 Florida State, L, 12-5 [5] [1] (3/10/17)                            |
| Highest ranked opponent defeated                 | No. 4 Michigan, 6-2, at Gainesville, Fla. (2/20/99)                       |
| Defeated ranked opponent at home                 | No. 20/17, 12-0 [5] (4/10/19)   |
| Highest ranked opponent defeated at home         | No. 6 JMU, 2-1 (4/6/16)   |
| Defeated ranked opponent on the road             | No. 8 Georgia, 7-6 [8] (3/1/19)   |
| Highest ranked opponent defeated on the road     | No. 6 Michigan, 6-1 (5/25/08)   |
| Defeated ranked opponent at neutral site         | vs. No. 20 Michigan, 1-0 [8], in Austin, Texas (2/24/18)                  |
| Highest ranked opponent defeated at neutral site | No. 4 Michigan, 6-2, at Gainesville, Fla. (2/20/99)                       |
| Defeated a top-10 team                           | No. 8 Georgia, 7-6 [8] (3/1/19)   |
| Won a run-rule game                              | at Boston College, 11-1 [5] (4/27/19)                                     |
| Lost a run-rule game                             | No. 8 Georgia, 8-0 [5] (3/2/19)   |
| Won an extra-inning game                         | No. 8 Georgia, 7-6 [8] (3/1/19)   |
| Lost an extra-inning game                        | at North Carolina, 4-3 [8] (4/8/18)                                       |
| Was no-hit by                                    | Alexa Romero, vs. Syracuse, L, 2-0 (3/9/18)                               |

**THE LAST TIME A TECH PLAYER..**

|  |  |
|--|--|
| Recorded five hits in a game               | Caroline Schoenewald, vs. Lamar (2/8/18)                                 |
| Recorded four hits in a game               | Darby Trull, at No. 8 Georgia (3/1/19)                                   |
| Drove in 5+ runs in a game                 | 5, Mackenzie Lawter at Pitt [1] (3/23/19)                                |
| Scored 4+ runs in a game                   | Caroline Schoenewald, vs. Lamar (2/8/18)                                 |
| Hit a grand slam                           | Mackenzie Lawter at Pitt [1] (3/23/19)                                   |
| Hit 2+ home runs in a game                 | 2, Lauren Duff vs. No. 20/17 JMU [2] (4/10/19)                           |
| Player hit back-to-back home runs          | 1 inn. & 3 inn., Lauren Duff vs. No. 20/17 JMU [2] (4/10/19)             |
| Players hit back-to-back home runs         | Mackenzie Lawter & Al Velazquez vs. Louisville (3/31/19)                 |
| Players hit back-to-back-to-back home runs | 2nd inn. K. McGoldrick, K. Smith and K. Mericka vs. Seton Hall (2/21/15) |
| Hit for the cycle                          | Never  |
| Had 2+ doubles in a game                   | 2, Emma Strouth vs. No. 20/17 JMU (4/10/19)                              |
| Had 2+ triples in a game                   | 2, Courtney Brinkman at ETSU (4/25/02)                                   |
| Drew 4+ walks in a game                    | 4, Courtney Liddle vs. Miami (3/10/12)                                   |
| Stole 3+ bases in a game                   | 3, Kat Banks vs. Boston College (3/27/11)                                |
| Had a walk-off home run                    | Mackenzie Lawter vs. Virginia, 8-0 [5] (4/12/19)                         |
| Had a walk-off grand slam                  | Betty Rose vs. Cornell, 8-4 (3/20/12)                                    |
| Had a walk-off hit                         | Caroline Schoenewald vs. Liberty 1-0 [8] (4/10/18)                       |

**THE LAST TIME A TECH PLAYER..**

|                                    |   |
|------------------------------------|---|
| Struck out 15+ batters             | 15, Maggie Tyler at USC-Upstate (2/27/16)           |
| Struck out 10+ batters             | 10, Carrie Eberle at Duke (4/6/19)                  |
| Threw a no-hitter                  | Keely Rochard vs. Charleston Southern (2/17/19)     |
| Threw a 7-inning no-hitter         | Keely Rochard vs. Charleston Southern (2/17/19)     |
| Threw a 7-plus-inning no-hitter    | Angela Tincher vs. Florida State (5/10/08)          |
| Threw a perfect game               | Keely Rochard vs. No. 20/17 JMU [5 Inn.] (4/10/19)  |
| Threw a 7-plus-inning perfect game | Angela Tincher vs. Florida State [8 Inn.] (3/24/07) |

**THE LONGEST TECH GAMES..**

|            |   |
|------------|---|
| 14 Innings | Virginia Tech 3, Florida State 2; First Round of 2005 ACC Championship (College Park, Md.)                  |
| 13 Innings | Virginia Tech 3, Marshall 2; 2013 NCAA Tournament (Lexington, Ky.)  |
| 12 Innings | BC 2, VT 1; 2003 (Chestnut Hill), VT 1, Louisville 0; 2005 NAAs (Knoxville), Arizona 4, VT 3; 2008 (Tucson) |
| 11 Innings | VT 2, Liberty 1; 2000 (Chattanooga); VT 6, Nevada 5; 2005 (Las Vegas)                                       |
| 10 Innings | 10 times; last: Virginia Tech 6, Pitt 3; 2015 (Pittsburgh, Pa.)   |
| 9 Innings  | 25 times; last: Lamar 10, Virginia Tech 9 (Gulf Shores, Ala.)   |

|                     |   |
|---------------------|---|
|                     |  |
| Batting average     | .279 <b>.342</b>  |
| Slugging percentage | .418 <b>.604</b>  |
| On-base percentage  | .347 <b>.426</b>  |
| Fielding percentage | .958 <b>.970</b>  |
| ERA                 | 3.04 <b>1.88</b>  |
| Opponent BA         | .230 <b>.209</b>  |

**TEAM AVERAGES**

- Heading into their doubleheader with Longwood, the Hokies find themselves with advantages statistically at the plate. Tech boasts all three categories to its name, owning more than a .063 better batting average and a .186 slugging clip.
- In the circle, Tech has the better ERA by quite a bit, 1.16, and opponent batting average by .021.

**What's a Hokie?**



The answer leads all the way back to 1896 when Virginia Agricultural and Mechanical College changed its name to Virginia Polytechnic Institute. With the change came the necessity for writing a new cheer and a contest for such a purpose was held by the student body.

Senior O.M. Stull won first prize for his "Hokie" yell which is still used today. Later, when asked if "Hokie" had any special meaning, Stull explained the word was solely the product of his imagination and was used only as an attention-getter for his yell. It soon became a nickname for all Tech teams and for those people loyal to Tech athletics.

The official university school colors - Chicago Maroon and Burnt Orange - also were introduced in 1896. The colors were chosen by a committee because they made a 'unique combination' not worn elsewhere at the time. The official definition of "Hokie" is "a loyal Virginia Tech Fan".


**'19 CLASS OF ACC COACHES**

- The Atlantic Coast Conference enters 2019 with five new head coaches from its 12 member institutions, including Louisville's Holly Aprile, NC State's Jennifer Patrick-Swift, Pitt's Jodi Hermanek, Syracuse's Shannon Doepking and Virginia Tech's Pete D'Amour.
- Previously, Aprile was the head coach at Pitt, Patrick-Swift was the head coach at St. Francis, Hermanek was the head coach at Ohio, Doepking was the head coach at Dartmouth and D'Amour was the head coach at Kennesaw State.

| Name                   | Team          | Overall | ACC  | Home  | Away | Neutral |
|------------------------|---------------|---------|------|-------|------|---------|
| Pete D'Amour           | Virginia Tech | 43-8    | 20-4 | 13-5  | 19-2 | 11-1    |
| Holly Aprile           | Louisville    | 33-17   | 12-9 | 16-3  | 7-7  | 10-5    |
| Jennifer Patrick-Swift | NC State      | 26-26   | 6-15 | 12-14 | 9-9  | 5-3     |
| Shannon Doepking       | Syracuse      | 20-28   | 8-13 | 6-5   | 7-16 | 7-7     |
| Jodi Hermanek          | Pitt          | 9-40    | 4-16 | 1-11  | 5-17 | 3-12    |

**SOFTBALL INDOOR FACILITY**

- The facility, which is attached to Rector Field House (track & field) and immediately adjacent to Tech Softball Park, opened this fall and provides the Hokies with an indoor infield for practice during inclement weather, along with four cages for hitting and pitching practice.
- The one-story building also features two coaches rooms, an equipment room, a team room, a film room, a mudroom and team facilities. The facility will be available to the program year-round and will have uses for practice, team events and gameday necessities. The new facility will encompass more than 16,000 square feet.
- The facility was designed by Cannon Designs and was built by Branch Associates of Salem, Virginia. This project was a part of a larger plan that vastly improved Rector Field House (track & field) and all of the adjacent athletics facilities. Total cost was roughly \$18 million.



**D'AMOUR'S RECORD WHEN...**

|                       |        |
|-----------------------|--------|
| Total:                | 122-45 |
| Conference:           | 45-13  |
| Nonconference:        | 77-32  |
| Home:                 | 58-21  |
| Away:                 | 38-15  |
| Neutral:              | 26-9   |
| Day:                  | 91-30  |
| Night:                | 31-15  |
| 1-Run games:          | 26-14  |
| 2-Run games:          | 14-5   |
| 5+Run games:          | 58-14  |
| Extra innings:        | 7-5    |
| Shutouts:             | 41-11  |
| Scoring 0-2 runs:     | 11-23  |
| Scoring 3-5 runs:     | 38-18  |
| Scoring 6-9 runs:     | 51-3   |
| Scoring 10+ runs:     | 23-0   |
| Opponent 0-2 runs:    | 89-6   |
| Opponent 3-5 runs:    | 27-15  |
| Opponent 6-9 runs:    | 6-20   |
| Opponent 10+ runs:    | 0-5    |
| Scored in 1st inning: | 59-8   |
| Scores first:         | 99-15  |
| Opp. scores first:    | 23-30  |
| After 4 leading:      | 91-5   |
| After 4 trailing:     | 9-29   |
| After 4 tied:         | 16-11  |
| After 5 leading:      | 88-5   |
| After 5 trailing:     | 6-31   |
| After 5 tied:         | 13-7   |
| After 6 leading:      | 81-3   |
| After 6 trailing:     | 4-30   |
| After 6 tied:         | 10-6   |
| Hit 0 home runs:      | 37-32  |
| Hit 1 home run:       | 37-10  |
| Hit 2+ home runs:     | 48-3   |
| Opponent 0 home runs: | 87-20  |
| Opponent 1 home run:  | 27-17  |
| Opponent 2+ HRs:      | 7-8    |
| Made 0 errors:        | 56-19  |
| Made 1 error:         | 41-13  |
| Made 2+ errors:       | 23-13  |
| Opp. made 0 errors:   | 39-17  |
| Opp. made 1 error:    | 42-14  |
| Opp. made 2+ errors:  | 41-14  |
| Out-hit opponent:     | 101-6  |
| Out-hit by opponent:  | 13-32  |
| Hits are tied:        | 7-7    |

**GAMES SUMMARY**

|                         |          |          |          |          |          |          |          |          |              |
|-------------------------|----------|----------|----------|----------|----------|----------|----------|----------|--------------|
| <b>Score by innings</b> | <b>1</b> | <b>2</b> | <b>3</b> | <b>4</b> | <b>5</b> | <b>6</b> | <b>7</b> | <b>8</b> | <b>Total</b> |
| Virginia Tech           | 84       | 59       | 79       | 52       | 60       | 16       | 15       | 1        | 366          |
| Opponents               | 9        | 8        | 7        | 43       | 24       | 10       | 18       | 0        | 119          |

|                        |      |                      |      |  |
|------------------------|------|----------------------|------|--|
| <b>Record when ...</b> |      |                      |      |  |
| Overall                | 43-8 | After 4 leading      | 41-2 |  |
| Conference             | 20-4 | ..... trailing       | 0-6  |  |
| Non-Conference         | 23-4 | ..... tied           | 2-0  |  |
| Home games             | 13-5 | After 5 leading      | 28-1 |  |
| Away games             | 19-2 | ..... trailing       | 1-4  |  |
| Neutral site           | 11-1 | ..... tied           | 0-1  |  |
| Day games              | 36-7 | After 6 leading      | 25-1 |  |
| Night games            | 7-1  | ..... trailing       | 0-5  |  |
| vs Left starter        | 6-1  | ..... tied           | 1-0  |  |
| vs Right starter       | 37-7 | Hit 0 home runs      | 8-2  |  |
| 1-Run games            | 5-0  | ... 1 home run       | 10-5 |  |
| 2-Run games            | 4-2  | ... 2+ home runs     | 25-1 |  |
| 5+Run games            | 29-3 | Opponent 0 home runs | 37-5 |  |
| Extra innings          | 1-0  | ..... 1 home run     | 5-1  |  |
| Shutouts               | 21-2 | ..... 2+ HRs         | 1-2  |  |
| Scoring 0-2 runs       | 3-4  | Made 0 errors        | 27-1 |  |
| ..... 3-5 runs         | 9-3  | .... 1 error         | 9-4  |  |
| ..... 6-9 runs         | 16-1 | .... 2+ errors       | 7-3  |  |
| ..... 10+ runs         | 15-0 | Opp. made 0 errors   | 16-7 |  |
| Opponent 0-2 runs      | 35-0 | ..... 1 error        | 16-1 |  |
| ..... 3-5 runs         | 5-2  | ..... 2+ errors      | 11-0 |  |
| ..... 6-9 runs         | 3-4  | Out-hit opponent     | 38-0 |  |
| ..... 10+ runs         | 0-2  | Out-hit by opponent  | 4-6  |  |
| Scored in 1st inning   | 27-2 | Hits are tied        | 1-2  |  |
| Opp. scored in 1st     | 3-2  |                      |      |  |
| Scores first           | 41-3 |                      |      |  |
| Opp. scores first      | 2-5  |                      |      |  |

**Record when team scores:**

|      |     |     |     |     |     |     |     |     |     |     |      |
|------|-----|-----|-----|-----|-----|-----|-----|-----|-----|-----|------|
| Runs | 0   | 1   | 2   | 3   | 4   | 5   | 6   | 7   | 8   | 9   | 10+  |
| W-L  | 0-2 | 2-1 | 1-1 | 1-0 | 3-1 | 5-2 | 3-0 | 3-1 | 6-0 | 4-0 | 15-0 |

**Record when opponent scores:**

|      |      |      |     |     |     |     |     |     |     |     |     |
|------|------|------|-----|-----|-----|-----|-----|-----|-----|-----|-----|
| Runs | 0    | 1    | 2   | 3   | 4   | 5   | 6   | 7   | 8   | 9   | 10+ |
| W-L  | 21-0 | 11-0 | 3-0 | 2-2 | 1-0 | 2-0 | 2-0 | 1-2 | 0-2 | 0-0 | 0-2 |

**Record when leading after:**

|      |      |      |      |      |      |      |
|------|------|------|------|------|------|------|
| Inn. | 1    | 2    | 3    | 4    | 5    | 6    |
| W-L  | 26-1 | 33-2 | 38-3 | 41-2 | 28-1 | 25-1 |

**Record when trailing after:**

|      |     |     |     |     |     |     |
|------|-----|-----|-----|-----|-----|-----|
| Inn. | 1   | 2   | 3   | 4   | 5   | 6   |
| W-L  | 2-2 | 2-3 | 0-2 | 0-6 | 1-4 | 0-5 |

**Record when tied after:**

|      |      |     |     |     |     |     |
|------|------|-----|-----|-----|-----|-----|
| Inn. | 1    | 2   | 3   | 4   | 5   | 6   |
| W-L  | 15-5 | 8-3 | 5-3 | 2-0 | 0-1 | 1-0 |

**WHERE THEY AT**

- Tech has 23 players on the squad who represent 10 states, including three out West and two each from the Midwest and Northeast.
- Virginia is where the most players (9) are from on the team, making up 39 percent.
- Tech boasts two players each from five states, including Georgia, Iowa, Nevada, North Carolina and South Carolina.

**STATES**

Virginia (9)

|                        |                   |
|------------------------|-------------------|
| #00 Jada Crittendon    | #3 Keely Rochar   |
| #5 Dani Hugney         | #6 Lauren Duff    |
| #11 Cana Davis         | #16 Meredith Slaw |
| #18 Mackenzie Lawter   | #22 Mara Strum    |
| #31 Kayleigh Addington |                   |

**STATES**

Georgia (2)

|                 |                   |
|-----------------|-------------------|
| #7 Keara Napoli | #8 Kelsey Bennett |
|-----------------|-------------------|

Iowa (2)

|                   |                 |
|-------------------|-----------------|
| #20 Sierra Walton | #29 Maddi Banks |
|-------------------|-----------------|

Nevada (2)

|                |                  |
|----------------|------------------|
| #21 Stacy Kalt | #28 Grace Chavez |
|----------------|------------------|

North Carolina (2)

|                  |                   |
|------------------|-------------------|
| #14 Emma Strouth | #25 Carrie Eberle |
|------------------|-------------------|

South Carolina (2)

|                |                   |
|----------------|-------------------|
| #4 Darby Trull | #13 Caitlyn Nolan |
|----------------|-------------------|

Colorado (1)

|                 |
|-----------------|
| #9 Al Velazquez |
|-----------------|

Maryland (1)

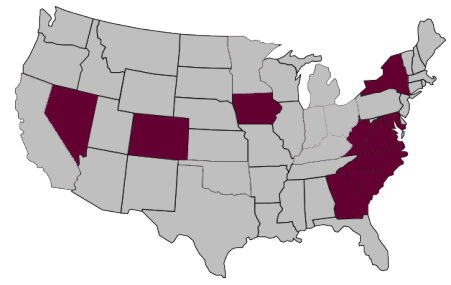
|                    |
|--------------------|
| #19 Kinsey Johnson |
|--------------------|

New York (1)

|                   |
|-------------------|
| #10 Olivia Lattin |
|-------------------|

West Virginia (1)

|                 |
|-----------------|
| #2 Jayme Bailey |
|-----------------|



**WHEN THE LONG BALL...**

- If a player under Coach D'Amour hits a home run, the outcome is likely over. D'Amour is 36-9 when there is a homer and 46-3 if two or more.

### HOME RUN TRACKER

| Who              | What            | Count        | When                              |
|------------------|-----------------|--------------|-----------------------------------|
| Caitlyn Nolan    | 3-run HR to CF  | 1-0 (2 inn.) | vs. [RV] Wichita State (2/8/19)   |
| Emma Strouth     | Solo HR to LF   | 2-0 (4 inn.) | vs. Central Michigan (2/8/19)     |
| Caitlyn Nolan    | Solo HR to LF   | 2-2 (4 inn.) | vs. Central Michigan (2/8/19)     |
| Olivia Lattin    | Solo HR to LC   | 2-1 (2 inn.) | vs. Purdue (2/9/19)               |
| Hannah Jones     | 3-run HR to CF  | 1-2 (5 inn.) | vs. Detroit Mercy (2/16/19)       |
| Maddi Banks      | Solo HR to CF   | 2-2 (5 inn.) | vs. Detroit Mercy (2/16/19)       |
| Mackenzie Lawter | Solo HR to LFL  | 3-1 (2 inn.) | vs. ETSU (2/17/19)                |
| Darby Trull      | Solo HR to RC   | 2-1 (4 inn.) | vs. ETSU (2/17/19)                |
| Kelsey Bennett   | Solo HR to LC   | 1-0 (3 inn.) | vs. Charleston Southern (2/17/19) |
| Meredith Slaw    | 3-run HR to RC  | 1-0 (7 inn.) | vs. Charleston Southern (2/17/19) |
| Grace Chavez     | 2-run HR to CF  | 1-0 (5 inn.) | vs. [RV] Texas State (2/22/19)    |
| Darby Trull      | 2-run ITP HR    | 3-2 (3 inn.) | vs. USF (2/22/19)                 |
| Grace Chavez     | Solo HR to LFL  | 3-2 (1 inn.) | vs. Georgia State (2/23/19)       |
| Emma Strouth     | Solo HR to LC   | 1-0 (7 inn.) | vs. Georgia State (2/23/19)       |
| Kelsey Bennett   | 2-run HR to LC  | 0-0 (3 inn.) | vs. [RV] Texas State (2/23/19)    |
| Kelsey Bennett   | 2-run HR to CF  | 1-0 (5 inn.) | vs. [RV] Texas State (2/23/19)    |
| Meredith Slaw    | 2-run HR to RF  | 0-0 (6 inn.) | vs. [RV] Texas State (2/23/19)    |
| Mackenzie Lawter | 2-run HR to LC  | 1-2 (2 inn.) | vs. Georgia State (2/24/19)       |
| Caitlyn Nolan    | Solo HR to LC   | 0-0 (3 inn.) | at Radford (2/27/19)              |
| Kelsey Bennett   | Solo HR to RF   | 2-1 (3 inn.) | at Radford (2/27/19)              |
| Caitlyn Nolan    | 2-run HR to LFL | 1-2 (4 inn.) | at Radford (2/27/19)              |
| Kelsey Bennett   | 2-run HR to RFL | 1-1 (2 inn.) | at No. 8 Georgia (3/1/19)         |
| Caitlyn Nolan    | 2-run HR to LF  | 2-2 (1 inn.) | vs. UAB (3/2/19)                  |
| Meredith Slaw    | 2-run HR to LC  | 3-1 (5 inn.) | vs. UAB (3/2/19)                  |
| Caitlyn Nolan    | Solo HR to RC   | 0-0 (5 inn.) | vs. UAB (3/2/19)                  |
| Emma Strouth     | 2-run HR to CF  | 0-1 (4 inn.) | vs. UAB (3/3/19)                  |
| Kelsey Bennett   | Solo HR to LC   | 3-1 (5 inn.) | vs. UAB (3/3/19)                  |
| Darby Trull      | 3-run HR to CF  | 2-2 (3 inn.) | vs. Georgia Tech (3/9/10)         |
| Al Velazquez     | 2-run HR to LF  | 0-0 (4 inn.) | vs. Georgia Tech (3/10/19)        |
| Caitlyn Nolan    | Solo HR to LC   | 0-0 (5 inn.) | vs. Georgia Tech (3/10/19)        |
| Jayme Bailey     | 2-run HR to CF  | 2-1 (5 inn.) | vs. Georgia Tech (3/10/19)        |
| Jayme Bailey     | Solo HR to CF   | 1-1 (2 inn.) | vs. Georgia Tech (3/10/19)        |
| Emma Strouth     | 2-run HR to LC  | 3-2 (6 inn.) | vs. Georgia Tech (3/10/19)        |
| Emma Strouth     | Grand slam - CF | 0-0 (1 inn.) | vs. NC State (3/15/19)            |
| Maddi Banks      | Solo HR to CF   | 1-1 (2 inn.) | vs. NC State (3/15/19)            |
| Darby Trull      | 2-run HR to CF  | 1-0 (2 inn.) | vs. NC State (3/15/19)            |
| Jayme Bailey     | 2-run HR to RF  | 3-1 (2 inn.) | vs. NC State (3/15/19)            |
| Grace Chavez     | 2-run HR to LF  | 0-0 (5 inn.) | vs. NC State (3/15/19)            |
| Mackenzie Lawter | 3-run HR to LFL | 1-1 (2 inn.) | vs. Binghamton (3/19/19)          |
| Grace Chavez     | 2-run HR to RC  | 1-1 (2 inn.) | vs. Binghamton (3/19/19)          |
| Mackenzie Lawter | Solo HR to RC   | 1-0 (2 inn.) | vs. Binghamton (3/19/19)          |
| Lauren Duff      | Solo HR to LF   | 1-2 (5 inn.) | vs. Binghamton (3/19/19)          |
| Caitlyn Nolan    | 2-run HR to LF  | 0-0 (1 inn.) | vs. Lipscomb (3/20/19)            |
| Grace Chavez     | Solo HR to LF   | 3-1 (2 inn.) | vs. Lipscomb (3/20/19)            |
| Emma Strouth     | Solo HR to LF   | 0-1 (3 inn.) | vs. Lipscomb (3/20/19)            |
| Jayme Bailey     | Solo HR to RC   | 2-2 (3 inn.) | vs. Lipscomb (3/20/19)            |
| Caitlyn Nolan    | 3-run HR to RF  | 1-2 (3 inn.) | at Pitt [1] (3/23/19)             |
| Mackenzie Lawter | Grand slam - RC | 2-2 (3 inn.) | at Pitt [1] (3/23/19)             |
| Stacy Kalt       | Solo HR to LC   | 1-1 (5 inn.) | at Pitt [1] (3/23/19)             |
| Emma Strouth     | 3-run HR to CF  | 0-0 (5 inn.) | at Pitt [1] (3/23/19)             |
| Kelsey Bennett   | Solo HR to CF   | 3-1 (5 inn.) | at Pitt [1] (3/23/19)             |
| Kelsey Bennett   | 3-run HR to CF  | 1-1 (3 inn.) | at Pitt [2] (3/23/19)             |
| Al Velazquez     | Solo HR to CF   | 1-1 (1 inn.) | at Pitt (3/24/19)                 |
| Kelsey Bennett   | 2-run HR to RC  | 3-2 (1 inn.) | at Pitt (3/24/19)                 |
| Caitlyn Nolan    | Grand Slam - CF | 1-1 (1 inn.) | vs. Radford (3/27/19)             |
| Jayme Bailey     | 2-run HR to CF  | 3-2 (4 inn.) | vs. Radford (3/27/19)             |
| Kelsey Bennett   | 3-run HR to LF  | 1-0 (4 inn.) | vs. Louisville (3/29/19)          |
| Jayme Bailey     | Solo HR to LF   | 2-1 (2 inn.) | vs. Louisville (3/30/19)          |
| Kelsey Bennett   | 3-run HR to LF  | 1-0 (4 inn.) | vs. Louisville (3/30/19)          |
| Caitlyn Nolan    | 3-run HR to LC  | 1-2 (1 inn.) | vs. Louisville (3/31/19)          |
| Mackenzie Lawter | 2-run HR to LC  | 0-0 (3 inn.) | vs. Louisville (3/31/19)          |
| Al Velazquez     | Solo HR to LF   | 2-2 (3 inn.) | vs. Louisville (3/31/19)          |
| Emma Strouth     | 2-run HR to CF  | 0-0 (6 inn.) | vs. Louisville (3/31/19)          |
| Caitlyn Nolan    | Solo HR to CF   | 1-0 (2 inn.) | at Duke (4/6/19)                  |
| Caitlyn Nolan    | Solo HR to LC   | 1-0 (2 inn.) | at Duke (4/7/19)                  |
| Emma Strouth     | Solo HR to RFL  | 1-0 (2 inn.) | vs. No. 20/17 JMUB (4/10/19)      |

### HOME RUN TRACKER STATS

| Who              | What           | Count        | When                         |
|------------------|----------------|--------------|------------------------------|
| Caitlyn Nolan    | 2-run HR to CF | 0-2 (1 inn.) | vs. No. 20/17 JMU (4/10/19)  |
| Lauren Duff      | Solo HR to LF  | 0-1 (1 inn.) | vs. No. 20/17 JMU (4/10/19)  |
| Lauren Duff      | Solo HR to CF  | 0-1 (3 inn.) | vs. No. 20/17 JMU (4/10/19)  |
| Darby Trull      | 2-run HR to RF | 1-0 (4 inn.) | vs. No. 20/17 JMU (4/10/19)  |
| Emma Strouth     | 2-run HR to LF | 0-0 (1 inn.) | vs. Virginia (4/12/19)       |
| Mackenzie Lawter | Solo HR to LF  | 1-0 (2 inn.) | vs. Virginia (4/12/19)       |
| Mackenzie Lawter | Solo HR to RC  | 1-0 (2 inn.) | vs. Virginia (4/12/19)       |
| Meredith Slaw    | 2-run HR to LF | 1-0 (5 inn.) | vs. Virginia (4/12/19)       |
| Caitlyn Nolan    | Solo HR to RC  | 1-0 (3 inn.) | at Charlotte (4/17/19)       |
| Darby Trull      | 3-run HR to LC | 0-0 (3 inn.) | at Charlotte (4/17/19)       |
| Kelsey Bennett   | Solo HR to RC  | 1-0 (7 inn.) | at Charlotte (4/17/19)       |
| Grace Chavez     | 2-run HR to LC | 1-0 (1 inn.) | at Charlotte (4/17/19)       |
| Kelsey Bennett   | 3-run HR to CF | 0-1 (5 inn.) | at Charlotte (4/17/19)       |
| Emma Strouth     | 2-run HR to LF | 2-2 (1 inn.) | vs North Carolina (4/21/19)  |
| Darby Trull      | Solo HR to RF  | 0-0 (5 inn.) | vs. North Carolina (4/21/19) |
| Mackenzie Lawter | 2-run HR to RF | 2-2 (4 inn.) | vs. North Carolina (4/21/19) |
| Maddi Banks      | 3-run HR to CF | 0-1 (1 inn.) | at Boston College (4/27/19)  |
| Caitlyn Nolan    | 2-run HR to LC | 1-2 (3 inn.) | at Boston College (4/28/19)  |
| Cana Davis       | 3-run HR to CF | 1-1 (3 inn.) | at Boston College (4/28/19)  |
| Mackenzie Lawter | 2-run HR to CF | 1-0 (6 inn.) | at Boston College (4/28/19)  |

### Home Run Totals

Nolan (16) | Bennett (13) | Strouth (11) | Lawter (10) | Bailey (6) | Chavez (6) | Trull (7) | Slaw (4) | Velazquez (3) | Duff (3) | Banks (3) | Lattin (1) | Jones (1) | Davis (1)

### HR Tidbits

Total team HRs: 86 | First-pitch HRs: 14 | Full-count HRs: 5 | Leadoff HRs: 12

### HR Notes

Strouth/Nolan's HRs vs. Central Michigan were back-to-back  
 Jones/Banks' HRs vs. Detroit Mercy were back-to-back  
 Trull's HR vs. USF was inside the park  
 Bennett's two HRs vs. [RV] Texas State were back-to-back  
 Slaw/Nolan's HRs vs. UAB were back-to-back  
 Nolan's HR vs. Georgia Tech was a leadoff, first-pitch shot  
 Strouth's HR at NC State was Tech's first swing of the inning, following three straight walks to Velazquez, Trull and Nolan  
 Lawter's HRs vs. Binghamton were in the same inning after batting around Strouth/Bennett's HRs at Pitt were back-to-back  
 Kalt's HR at Pitt was a leadoff shot  
 Velazquez's HR at Pitt was a leadoff shot in the first inning  
 Lawter/Velazquez's HRs vs. Louisville were back-to-back  
 Strouth's HR vs. Louisville was a two-run walk-off run-rule  
 Both of Nolan's HRs versus Duke were in the second inning in a 1-0 count  
 Duff's HRs against No. 20/17 JMU were back-to-back  
 Tech hit a home run on a 1-0 count in four straight HRs, with three against Virginia and one at Charlotte  
 Bennett's first HR at Charlotte broke the freshman single-season HR record  
 Both of Strouth and Lawter's HRs vs. UNC were in 2-2 counts  
 Davis' HR at Boston College was her first ever





**TEAM GAME-BY-GAME SITUATIONS (BATTING)**

| Date    | Opponent              | Total h/ab | vs Left | vs Right | With Runners | Bases Empty | Bases Loaded | With 2-outs | With RBI-op | Reach as Leadoff | 3rd and LT 2out | LOB |
|---------|-----------------------|------------|---------|----------|--------------|-------------|--------------|-------------|-------------|------------------|-----------------|-----|
| Feb 08  | vs Wichita State      | 13-28      | 7-11    | 6-17     | 9-19         | 4-9         | 1-1          | 1-6         | 5-13        | 4-5              | 3-6             | 4   |
| Feb 08  | vs Central Michigan   | 10-27      | 0-0     | 10-27    | 5-13         | 5-14        | 0-4          | 2-7         | 2-9         | 3-6              | 3-5             | 7   |
| Feb 09  | vs Purdue             | 11-31      | 0-0     | 11-31    | 4-17         | 7-14        | 0-0          | 3-10        | 3-11        | 3-7              | 2-3             | 8   |
| Feb 09  | at Col. of Charleston | 13-27      | 0-0     | 13-27    | 10-21        | 3-6         | 1-1          | 3-7         | 8-12        | 3-5              | 5-5             | 4   |
| Feb 10  | vs Purdue             | 12-27      | 0-0     | 12-27    | 6-20         | 6-7         | 0-2          | 3-9         | 5-17        | 5-6              | 1-4             | 12  |
| Feb 16  | vs Detroit Mercy      | 17-30      | 0-0     | 17-30    | 10-19        | 7-11        | 0-0          | 3-7         | 7-15        | 3-5              | 4-5             | 4   |
| Feb 16  | at Charleston So.     | 10-31      | 0-0     | 10-31    | 6-23         | 4-8         | 0-0          | 1-8         | 3-15        | 5-7              | 2-4             | 9   |
| Feb 17  | vs ETSU               | 15-34      | 0-0     | 15-34    | 9-21         | 6-13        | 1-3          | 5-12        | 6-14        | 4-8              | 2-3             | 12  |
| Feb 17  | at Charleston So.     | 14-34      | 0-0     | 14-34    | 8-23         | 6-11        | 0-0          | 7-14        | 7-16        | 5-7              | 1-1             | 9   |
| Feb 22  | vs Texas State        | 6-20       | 0-0     | 6-20     | 5-10         | 1-10        | 1-3          | 1-6         | 3-7         | 2-5              | 2-3             | 5   |
| Feb 22  | at South Florida      | 5-24       | 0-0     | 5-24     | 2-10         | 3-14        | 0-2          | 3-8         | 1-3         | 1-7              | 0-1             | 5   |
| Feb 23  | vs Georgia State      | 10-31      | 0-0     | 10-31    | 5-16         | 5-15        | 0-0          | 7-14        | 3-9         | 3-7              | 1-1             | 8   |
| Feb 23  | vs Texas State        | 10-28      | 0-0     | 10-28    | 7-12         | 3-16        | 0-1          | 4-11        | 3-6         | 2-6              | 2-2             | 4   |
| Feb 24  | vs Georgia State      | 10-29      | 0-0     | 10-29    | 5-22         | 5-7         | 0-3          | 1-8         | 3-10        | 5-6              | 2-5             | 9   |
| Feb 27  | at Radford            | 8-23       | 0-0     | 8-23     | 3-11         | 5-12        | 1-1          | 3-9         | 2-8         | 2-5              | 1-1             | 5   |
| Mar 01  | at Georgia            | 11-34      | 5-18    | 6-16     | 8-21         | 3-13        | 0-0          | 3-11        | 5-13        | 3-8              | 0-1             | 10  |
| Mar 02  | vs UAB                | 11-32      | 0-0     | 11-32    | 5-20         | 6-12        | 0-2          | 2-9         | 1-12        | 4-7              | 1-2             | 7   |
| Mar 02  | at Georgia            | 1-16       | 0-0     | 1-16     | 1-2          | 0-14        | 0-1          | 1-6         | 0-1         | 0-5              | 0-0             | 3   |
| Mar 03  | vs UAB                | 7-25       | 4-14    | 3-11     | 1-12         | 6-13        | 0-0          | 1-7         | 0-6         | 4-6              | 0-0             | 6   |
| *Mar 09 | GEORGIA TECH          | 6-23       | 2-10    | 4-13     | 2-8          | 4-15        | 0-0          | 1-7         | 1-3         | 2-6              | 1-1             | 3   |
| *Mar 10 | GEORGIA TECH          | 8-29       | 1-9     | 7-20     | 4-13         | 4-16        | 0-1          | 1-8         | 2-9         | 3-7              | 1-2             | 7   |
| *Mar 10 | GEORGIA TECH          | 7-26       | 3-10    | 4-16     | 3-8          | 4-18        | 0-0          | 3-9         | 1-3         | 2-7              | 1-1             | 3   |
| *Mar 15 | at NC State           | 6-25       | 0-0     | 6-25     | 4-14         | 2-11        | 0-0          | 2-10        | 3-10        | 5-7              | 1-1             | 5   |
| *Mar 16 | at NC State           | 11-27      | 0-0     | 11-27    | 5-13         | 6-14        | 1-1          | 2-7         | 1-6         | 4-5              | 1-2             | 4   |
| *Mar 17 | at NC State           | 2-23       | 0-0     | 2-23     | 0-8          | 2-15        | 0-1          | 1-8         | 0-3         | 2-7              | 1-2             | 8   |
| Mar 19  | BINGHAMTON            | 10-22      | 0-0     | 10-22    | 6-14         | 4-8         | 1-2          | 4-8         | 3-7         | 4-4              | 3-5             | 5   |
| Mar 19  | BINGHAMTON            | 9-25       | 0-0     | 9-25     | 6-19         | 3-6         | 0-2          | 0-5         | 5-17        | 4-5              | 3-5             | 6   |
| Mar 20  | LIPSCOMB              | 11-31      | 0-0     | 11-31    | 5-13         | 6-18        | 1-2          | 6-12        | 4-9         | 0-6              | 1-1             | 7   |
| *Mar 23 | at Pitt               | 14-26      | 0-0     | 14-26    | 11-15        | 3-11        | 4-4          | 2-6         | 7-8         | 3-5              | 5-5             | 2   |
| *Mar 23 | at Pitt               | 12-34      | 0-0     | 12-34    | 7-22         | 5-12        | 0-0          | 3-11        | 5-14        | 4-7              | 0-2             | 7   |
| *Mar 24 | at Pitt               | 11-30      | 0-0     | 11-30    | 7-15         | 4-15        | 1-1          | 5-12        | 5-13        | 3-7              | 3-4             | 7   |
| Mar 27  | RADFORD               | 12-23      | 0-0     | 12-23    | 7-13         | 5-10        | 1-1          | 8-11        | 5-8         | 2-4              | 0-0             | 4   |
| *Mar 29 | LOUISVILLE            | 9-31       | 0-0     | 9-31     | 5-12         | 4-19        | 1-2          | 5-13        | 3-8         | 0-7              | 0-0             | 6   |
| *Mar 30 | LOUISVILLE            | 9-24       | 0-0     | 9-24     | 6-18         | 3-6         | 2-5          | 0-4         | 6-12        | 3-4              | 4-6             | 6   |
| *Mar 31 | LOUISVILLE            | 11-27      | 0-0     | 11-27    | 7-16         | 4-11        | 1-2          | 6-12        | 4-8         | 3-6              | 2-4             | 3   |
| *Apr 06 | at Duke               | 6-26       | 0-0     | 6-26     | 3-12         | 3-14        | 0-2          | 1-8         | 2-6         | 3-7              | 1-2             | 7   |
| *Apr 06 | at Duke               | 12-31      | 0-0     | 12-31    | 6-17         | 6-14        | 0-0          | 3-9         | 4-8         | 3-7              | 1-1             | 5   |
| *Apr 07 | at Duke               | 5-26       | 0-0     | 5-26     | 2-9          | 3-17        | 0-0          | 3-10        | 1-4         | 1-7              | 0-0             | 5   |
| Apr 10  | JMU                   | 2-23       | 0-0     | 2-23     | 0-7          | 2-16        | 0-1          | 0-7         | 0-2         | 1-7              | 0-0             | 5   |
| Apr 10  | JMU                   | 11-24      | 0-0     | 11-24    | 6-15         | 5-9         | 0-2          | 2-7         | 6-12        | 3-4              | 0-1             | 3   |
| *Apr 12 | VIRGINIA              | 8-21       | 0-0     | 8-21     | 3-13         | 5-8         | 1-1          | 3-7         | 3-12        | 4-5              | 3-4             | 3   |
| *Apr 13 | VIRGINIA              | 6-22       | 0-0     | 6-22     | 4-9          | 2-13        | 0-2          | 3-7         | 1-6         | 2-6              | 0-3             | 5   |
| *Apr 13 | VIRGINIA              | 9-28       | 0-0     | 9-28     | 4-15         | 5-13        | 0-0          | 3-9         | 4-11        | 4-6              | 1-3             | 6   |
| Apr 17  | at Charlotte          | 10-33      | 6-18    | 4-15     | 3-20         | 7-13        | 0-0          | 4-12        | 3-10        | 5-7              | 3-4             | 7   |
| Apr 17  | at Charlotte          | 10-26      | 0-0     | 10-26    | 6-12         | 4-14        | 0-0          | 2-7         | 5-10        | 2-5              | 2-2             | 4   |
| *Apr 20 | NORTH CAROLINA        | 3-23       | 3-23    | 0-0      | 0-8          | 3-15        | 0-0          | 1-7         | 0-1         | 2-7              | 0-0             | 3   |
| *Apr 21 | NORTH CAROLINA        | 8-24       | 8-18    | 0-6      | 4-13         | 4-11        | 0-0          | 4-8         | 2-5         | 3-6              | 0-0             | 5   |
| *Apr 21 | NORTH CAROLINA        | 4-24       | 0-0     | 4-24     | 3-7          | 1-17        | 0-0          | 3-9         | 2-5         | 1-7              | 0-0             | 2   |
| *Apr 26 | at Boston College     | 8-23       | 0-0     | 8-23     | 7-17         | 1-6         | 0-2          | 7-12        | 6-13        | 3-6              | 3-6             | 9   |
| *Apr 27 | at Boston College     | 14-26      | 0-0     | 14-26    | 9-19         | 5-7         | 3-6          | 6-11        | 8-15        | 4-5              | 2-3             | 10  |
| *Apr 28 | at Boston College     | 9-28       | 0-0     | 9-28     | 5-15         | 4-13        | 0-4          | 2-8         | 3-10        | 3-7              | 1-3             | 11  |
| Totals  |                       | 467-1365   | 39-131  | 428-1234 | 259-741      | 208-624     | 22-66        | 150-450     | 172-465     | 149-311          | 76-125          | 304 |
|         |                       | .342       | .298    | .347     | .350         | .333        | .333         | .333        | .370        | .479             | .608            |     |



**TEAM GAME-BY-GAME SITUATIONS (PITCHING)**

| Date    | Opponent              | Score Score | Total h/ab | vs Left | vs Right | With Runners | Bases Empty | With 2-outs | Reach as Leadoff | Gnd Out | Fly Out | ERA  |
|---------|-----------------------|-------------|------------|---------|----------|--------------|-------------|-------------|------------------|---------|---------|------|
| Feb 08  | vs Wichita State      | 11-3        | 6-21       | 2-10    | 4-11     | 2-14         | 4-7         | 1-6         | 3-5              | 4       | 3       | 4.20 |
| Feb 08  | vs Central Michigan   | 6-0         | 2-23       | 1-9     | 1-14     | 0-6          | 2-17        | 1-8         | 0-7              | 0       | 8       | 1.75 |
| Feb 09  | vs Purdue             | 7-5         | 5-28       | 2-6     | 3-22     | 3-17         | 2-11        | 1-7         | 3-7              | 10      | 7       | 2.21 |
| Feb 09  | at Col. of Charleston | 13-0        | 1-16       | 0-8     | 1-8      | 1-6          | 0-10        | 0-5         | 1-5              | 1       | 7       | 1.75 |
| Feb 10  | vs Purdue             | 5-0         | 3-24       | 0-4     | 3-20     | 2-6          | 1-18        | 2-9         | 0-7              | 1       | 10      | 1.35 |
| Feb 16  | vs Detroit Mercy      | 13-0        | 0-14       | 0-4     | 0-10     | 0-1          | 0-13        | 0-4         | 0-5              | 2       | 3       | 1.17 |
| Feb 16  | at Charleston So.     | 4-0         | 2-23       | 2-11    | 0-12     | 0-3          | 2-20        | 1-8         | 0-7              | 15      | 1       | 0.98 |
| Feb 17  | vs ETSU               | 8-3         | 6-27       | 1-11    | 5-16     | 4-11         | 2-16        | 2-9         | 1-7              | 16      | 1       | 0.98 |
| Feb 17  | at Charleston So.     | 10-0        | 0-21       | 0-7     | 0-14     | 0-4          | 0-17        | 0-7         | 0-7              | 2       | 6       | 0.86 |
| Feb 22  | vs Texas State        | 5-17        | 6-21       | 2-9     | 4-12     | 5-12         | 1-9         | 4-10        | 1-5              | 6       | 7       | 1.69 |
| Feb 22  | at South Florida      | 2-7         | 11-27      | 7-18    | 4-9      | 6-14         | 5-13        | 1-6         | 3-6              | 9       | 4       | 2.06 |
| Feb 23  | vs Georgia State      | 6-0         | 4-25       | 2-6     | 2-19     | 1-6          | 3-19        | 2-9         | 1-7              | 2       | 10      | 1.87 |
| Feb 23  | vs Texas State        | 10-0        | 6-24       | 2-9     | 4-15     | 2-15         | 4-9         | 3-9         | 4-6              | 8       | 4       | 1.73 |
| Feb 24  | vs Georgia State      | 5-1         | 2-26       | 1-10    | 1-16     | 1-11         | 1-15        | 0-8         | 2-7              | 10      | 6       | 1.67 |
| Feb 27  | at Radford            | 10-0        | 3-18       | 3-7     | 0-11     | 0-4          | 3-14        | 2-7         | 0-5              | 3       | 6       | 1.58 |
| Mar 01  | at Georgia            | 7-6         | 12-35      | 7-15    | 5-20     | 5-17         | 7-18        | 7-14        | 2-8              | 11      | 4       | 1.66 |
| Mar 02  | vs UAB                | 8-6         | 10-31      | 5-8     | 5-23     | 6-18         | 4-13        | 5-12        | 3-7              | 10      | 7       | 1.81 |
| Mar 02  | at Georgia            | 0-8         | 8-19       | 3-8     | 5-11     | 4-10         | 4-9         | 1-5         | 3-5              | 4       | 6       | 2.19 |
| Mar 03  | vs UAB                | 4-1         | 3-24       | 0-7     | 3-17     | 1-5          | 2-19        | 1-8         | 0-7              | 4       | 15      | 2.12 |
| *Mar 09 | GEORGIA TECH          | 5-1         | 10-31      | 5-12    | 5-19     | 4-19         | 6-12        | 3-10        | 4-7              | 10      | 1       | 2.06 |
| *Mar 10 | GEORGIA TECH          | 7-10        | 14-32      | 4-8     | 10-24    | 5-16         | 9-16        | 1-7         | 4-7              | 5       | 6       | 2.47 |
| *Mar 10 | GEORGIA TECH          | 5-4         | 7-27       | 3-9     | 4-18     | 2-11         | 5-16        | 2-9         | 3-7              | 13      | 3       | 2.55 |
| *Mar 15 | at NC State           | 4-2         | 7-28       | 2-4     | 5-24     | 3-10         | 4-18        | 3-10        | 2-7              | 11      | 3       | 2.52 |
| *Mar 16 | at NC State           | 12-1        | 3-17       | 1-2     | 2-15     | 0-6          | 3-11        | 1-6         | 2-5              | 11      | 2       | 2.44 |
| *Mar 17 | at NC State           | 1-0         | 3-22       | 0-1     | 3-21     | 1-8          | 2-14        | 1-8         | 1-7              | 13      | 3       | 2.33 |
| Mar 19  | BINGHAMTON            | 12-0        | 3-19       | 0-0     | 3-19     | 1-11         | 2-8         | 0-6         | 3-5              | 5       | 4       | 2.26 |
| Mar 19  | BINGHAMTON            | 9-1         | 2-18       | 0-0     | 2-18     | 0-13         | 2-5         | 0-5         | 3-5              | 1       | 3       | 2.20 |
| Mar 20  | LIPSCOMB              | 9-7         | 9-32       | 6-16    | 3-16     | 5-17         | 4-15        | 3-11        | 2-7              | 9       | 5       | 2.23 |
| *Mar 23 | at Pitt               | 18-0        | 2-17       | 0-2     | 2-15     | 1-7          | 1-10        | 1-6         | 1-5              | 1       | 5       | 2.17 |
| *Mar 23 | at Pitt               | 9-1         | 6-25       | 0-2     | 6-23     | 2-10         | 4-15        | 3-9         | 1-7              | 10      | 4       | 2.12 |
| *Mar 24 | at Pitt               | 10-2        | 3-23       | 1-2     | 2-21     | 1-11         | 2-12        | 0-6         | 3-7              | 3       | 4       | 2.12 |
| Mar 27  | RADFORD               | 8-0         | 5-21       | 3-9     | 2-12     | 1-10         | 4-11        | 1-6         | 1-5              | 5       | 4       | 2.07 |
| *Mar 29 | LOUISVILLE            | 5-7         | 9-31       | 6-13    | 3-18     | 5-20         | 4-11        | 1-8         | 4-8              | 13      | 2       | 2.23 |
| *Mar 30 | LOUISVILLE            | 10-1        | 5-19       | 4-9     | 1-10     | 1-12         | 4-7         | 0-5         | 2-5              | 2       | 6       | 2.21 |
| *Mar 31 | LOUISVILLE            | 13-5        | 5-23       | 1-9     | 4-14     | 3-8          | 2-15        | 2-8         | 2-6              | 5       | 5       | 2.31 |
| *Apr 06 | at Duke               | 3-0         | 5-24       | 1-9     | 4-15     | 0-13         | 5-11        | 0-5         | 3-7              | 6       | 3       | 2.24 |
| *Apr 06 | at Duke               | 6-0         | 4-25       | 3-10    | 1-15     | 1-10         | 3-15        | 3-10        | 2-7              | 4       | 10      | 2.17 |
| *Apr 07 | at Duke               | 2-1         | 3-24       | 2-14    | 1-10     | 0-9          | 3-15        | 0-7         | 1-7              | 12      | 3       | 2.11 |
| Apr 10  | JMU                   | 1-3         | 6-26       | 0-6     | 6-20     | 3-9          | 3-17        | 0-6         | 1-7              | 9       | 3       | 2.13 |
| Apr 10  | JMU                   | 12-0        | 0-15       | 0-3     | 0-12     | 0-0          | 0-15        | 0-5         | 0-5              | 2       | 9       | 2.09 |
| *Apr 12 | VIRGINIA              | 8-0         | 2-16       | 0-0     | 2-16     | 0-3          | 2-13        | 0-4         | 0-7              | 5       | 4       | 2.05 |
| *Apr 13 | VIRGINIA              | 1-0         | 1-22       | 0-0     | 1-22     | 0-3          | 1-19        | 0-7         | 1-7              | 3       | 10      | 2.00 |
| *Apr 13 | VIRGINIA              | 7-0         | 4-24       | 1-2     | 3-22     | 1-4          | 3-20        | 4-11        | 0-7              | 8       | 7       | 1.94 |
| Apr 17  | at Charlotte          | 9-1         | 7-27       | 5-14    | 2-13     | 3-15         | 4-12        | 2-9         | 2-7              | 6       | 9       | 1.92 |
| Apr 17  | at Charlotte          | 8-0         | 4-17       | 3-9     | 1-8      | 2-12         | 2-5         | 1-6         | 4-5              | 5       | 4       | 1.89 |
| *Apr 20 | NORTH CAROLINA        | 0-3         | 5-27       | 2-18    | 3-9      | 3-9          | 2-18        | 4-12        | 0-7              | 10      | 6       | 1.87 |
| *Apr 21 | NORTH CAROLINA        | 5-0         | 2-24       | 2-16    | 0-8      | 0-9          | 2-15        | 2-9         | 1-7              | 7       | 10      | 1.82 |
| *Apr 21 | NORTH CAROLINA        | 4-8         | 10-30      | 6-17    | 4-13     | 6-17         | 4-13        | 1-8         | 3-7              | 7       | 7       | 1.92 |
| *Apr 26 | at Boston College     | 10-2        | 5-24       | 3-7     | 2-17     | 2-11         | 3-13        | 3-10        | 1-6              | 6       | 6       | 1.93 |
| *Apr 27 | at Boston College     | 11-1        | 5-19       | 3-9     | 2-10     | 2-9          | 3-10        | 1-5         | 2-5              | 7       | 2       | 1.92 |
| *Apr 28 | at Boston College     | 8-1         | 5-25       | 1-9     | 4-16     | 1-9          | 4-16        | 2-9         | 2-7              | 10      | 4       | 1.88 |
| Totals  |                       | 366-119     | 251-1201   | 108-408 | 143-793  | 102-511      | 149-690     | 79-394      | 88-325           | 342     | 272     | 1.88 |
|         |                       |             | .209       | .265    | .180     | .200         | .216        | .201        | .271             |         |         |      |



### TEAM GAME-BY-GAME HITTING

| Date    | Opponent              | ab   | r   | h   | rbi | 2b | 3b | hr | tb  | bb  | ibb | sb | cs | hbp | sac | sf | gdp | k   | po  | a   | e  | lob | avg  |
|---------|-----------------------|------|-----|-----|-----|----|----|----|-----|-----|-----|----|----|-----|-----|----|-----|-----|-----|-----|----|-----|------|
| Feb 08  | vs Wichita State      | 28   | 11  | 13  | 10  | 4  | 0  | 1  | 20  | 1   | 0   | 1  | 0  | 1   | 0   | 0  | 0   | 3   | 15  | 5   | 1  | 4   | .464 |
| Feb 08  | vs Central Michigan   | 27   | 6   | 10  | 6   | 0  | 0  | 2  | 16  | 2   | 0   | 0  | 0  | 1   | 0   | 1  | 1   | 1   | 21  | 0   | 0  | 7   | .418 |
| Feb 09  | vs Purdue             | 31   | 7   | 11  | 6   | 4  | 0  | 1  | 18  | 4   | 0   | 3  | 0  | 0   | 0   | 1  | 0   | 0   | 21  | 11  | 4  | 8   | .395 |
| Feb 09  | at Col. of Charleston | 27   | 13  | 13  | 11  | 1  | 0  | 0  | 14  | 5   | 0   | 3  | 0  | 0   | 0   | 0  | 0   | 0   | 15  | 2   | 0  | 4   | .416 |
| Feb 10  | vs Purdue             | 27   | 5   | 12  | 5   | 5  | 1  | 0  | 19  | 7   | 0   | 7  | 0  | 0   | 0   | 1  | 1   | 1   | 21  | 2   | 0  | 12  | .421 |
| Feb 16  | vs Detroit Mercy      | 30   | 13  | 17  | 12  | 2  | 0  | 2  | 25  | 2   | 0   | 2  | 1  | 0   | 0   | 0  | 0   | 2   | 15  | 2   | 0  | 4   | .447 |
| Feb 16  | at Charleston So.     | 31   | 4   | 10  | 4   | 1  | 0  | 0  | 11  | 2   | 0   | 1  | 0  | 0   | 1   | 0  | 0   | 2   | 21  | 14  | 0  | 9   | .428 |
| Feb 17  | vs ETSU               | 34   | 8   | 15  | 8   | 2  | 0  | 2  | 23  | 5   | 0   | 2  | 0  | 2   | 0   | 0  | 0   | 3   | 21  | 17  | 1  | 12  | .430 |
| Feb 17  | at Charleston So.     | 34   | 10  | 14  | 10  | 4  | 0  | 2  | 24  | 6   | 0   | 2  | 0  | 0   | 0   | 0  | 0   | 1   | 21  | 3   | 0  | 9   | .428 |
| Feb 22  | vs Texas State        | 20   | 5   | 6   | 5   | 0  | 0  | 1  | 9   | 3   | 0   | 1  | 0  | 1   | 1   | 0  | 0   | 4   | 15  | 5   | 1  | 5   | .419 |
| Feb 22  | at South Florida      | 24   | 2   | 5   | 2   | 0  | 0  | 1  | 8   | 3   | 0   | 0  | 1  | 1   | 0   | 0  | 0   | 3   | 18  | 8   | 1  | 5   | .403 |
| Feb 23  | vs Georgia State      | 31   | 6   | 10  | 5   | 0  | 0  | 2  | 16  | 3   | 0   | 2  | 0  | 1   | 0   | 0  | 0   | 2   | 21  | 2   | 0  | 8   | .395 |
| Feb 23  | vs Texas State        | 28   | 10  | 10  | 10  | 2  | 0  | 3  | 21  | 2   | 0   | 2  | 1  | 2   | 0   | 0  | 0   | 2   | 18  | 10  | 3  | 4   | .392 |
| Feb 24  | vs Georgia State      | 29   | 5   | 10  | 5   | 0  | 0  | 1  | 13  | 3   | 0   | 4  | 0  | 0   | 0   | 0  | 0   | 2   | 21  | 9   | 3  | 9   | .389 |
| Feb 27  | at Radford            | 23   | 10  | 8   | 8   | 1  | 0  | 3  | 18  | 4   | 0   | 1  | 1  | 2   | 1   | 0  | 0   | 3   | 15  | 2   | 0  | 5   | .387 |
| Mar 01  | at Georgia            | 34   | 7   | 11  | 7   | 5  | 1  | 1  | 21  | 5   | 0   | 0  | 0  | 1   | 1   | 0  | 0   | 8   | 24  | 11  | 1  | 10  | .382 |
| Mar 02  | vs UAB                | 32   | 8   | 11  | 7   | 1  | 0  | 3  | 21  | 3   | 0   | 0  | 0  | 2   | 0   | 0  | 0   | 6   | 21  | 9   | 2  | 8   | .380 |
| Mar 02  | at Georgia            | 16   | 0   | 1   | 0   | 1  | 0  | 0  | 2   | 2   | 0   | 0  | 0  | 0   | 0   | 0  | 0   | 2   | 12  | 4   | 1  | 3   | .370 |
| Mar 03  | vs UAB                | 25   | 4   | 7   | 4   | 0  | 0  | 2  | 13  | 2   | 0   | 0  | 0  | 0   | 0   | 1  | 0   | 5   | 21  | 4   | 0  | 6   | .365 |
| *Mar 09 | GEORGIA TECH          | 23   | 5   | 6   | 4   | 1  | 0  | 1  | 10  | 1   | 0   | 1  | 1  | 1   | 1   | 0  | 0   | 4   | 21  | 10  | 1  | 3   | .361 |
| *Mar 10 | GEORGIA TECH          | 29   | 7   | 8   | 7   | 1  | 0  | 3  | 18  | 6   | 0   | 1  | 0  | 0   | 0   | 0  | 0   | 3   | 21  | 4   | 1  | 7   | .357 |
| *Mar 10 | GEORGIA TECH          | 26   | 5   | 7   | 4   | 1  | 0  | 2  | 14  | 1   | 0   | 1  | 0  | 0   | 0   | 1  | 0   | 7   | 21  | 13  | 0  | 3   | .353 |
| *Mar 15 | at NC State           | 25   | 4   | 6   | 3   | 1  | 0  | 0  | 7   | 3   | 0   | 0  | 2  | 0   | 1   | 1  | 0   | 6   | 21  | 11  | 0  | 5   | .349 |
| *Mar 16 | at NC State           | 27   | 12  | 11  | 12  | 0  | 1  | 5  | 28  | 4   | 0   | 1  | 0  | 0   | 0   | 0  | 0   | 3   | 15  | 11  | 1  | 4   | .351 |
| *Mar 17 | at NC State           | 23   | 1   | 2   | 1   | 0  | 1  | 0  | 4   | 4   | 0   | 0  | 0  | 2   | 0   | 1  | 0   | 9   | 21  | 12  | 0  | 8   | .342 |
| Mar 19  | BINGHAMTON            | 22   | 12  | 10  | 11  | 2  | 1  | 3  | 23  | 5   | 0   | 1  | 0  | 1   | 0   | 1  | 1   | 3   | 15  | 4   | 1  | 5   | .346 |
| Mar 19  | BINGHAMTON            | 25   | 9   | 9   | 8   | 3  | 0  | 1  | 15  | 5   | 0   | 3  | 0  | 0   | 0   | 0  | 0   | 7   | 15  | 1   | 1  | 7   | .346 |
| Mar 20  | LIPSCOMB              | 31   | 9   | 11  | 9   | 3  | 0  | 4  | 26  | 3   | 0   | 0  | 0  | 0   | 0   | 0  | 0   | 2   | 21  | 7   | 3  | 7   | .346 |
| *Mar 23 | at Pitt               | 26   | 18  | 14  | 18  | 0  | 0  | 5  | 29  | 7   | 0   | 0  | 0  | 0   | 1   | 1  | 2   | 2   | 15  | 2   | 0  | 2   | .353 |
| *Mar 23 | at Pitt               | 34   | 9   | 12  | 8   | 3  | 0  | 1  | 18  | 3   | 0   | 1  | 0  | 0   | 0   | 0  | 0   | 8   | 21  | 13  | 0  | 7   | .353 |
| *Mar 24 | at Pitt               | 30   | 10  | 11  | 10  | 4  | 0  | 2  | 21  | 5   | 0   | 4  | 0  | 1   | 0   | 2  | 0   | 3   | 21  | 4   | 0  | 7   | .353 |
| Mar 27  | RADFORD               | 23   | 8   | 12  | 8   | 4  | 0  | 2  | 22  | 1   | 0   | 1  | 0  | 1   | 0   | 0  | 0   | 0   | 15  | 5   | 0  | 5   | .358 |
| *Mar 29 | LOUISVILLE            | 31   | 5   | 9   | 5   | 2  | 0  | 1  | 14  | 1   | 0   | 0  | 0  | 0   | 0   | 0  | 0   | 8   | 21  | 13  | 0  | 6   | .355 |
| *Mar 30 | LOUISVILLE            | 24   | 10  | 9   | 9   | 2  | 0  | 2  | 17  | 3   | 0   | 1  | 0  | 1   | 0   | 0  | 0   | 2   | 15  | 2   | 0  | 6   | .356 |
| *Mar 31 | LOUISVILLE            | 27   | 13  | 11  | 11  | 1  | 0  | 4  | 24  | 4   | 0   | 1  | 0  | 0   | 0   | 0  | 0   | 5   | 18  | 5   | 0  | 3   | .357 |
| *Apr 06 | at Duke               | 26   | 3   | 6   | 3   | 1  | 0  | 0  | 7   | 3   | 0   | 0  | 0  | 1   | 0   | 1  | 0   | 8   | 21  | 8   | 0  | 7   | .354 |
| *Apr 06 | at Duke               | 31   | 6   | 12  | 6   | 1  | 0  | 1  | 16  | 1   | 0   | 0  | 0  | 0   | 0   | 1  | 0   | 4   | 21  | 4   | 0  | 6   | .355 |
| *Apr 07 | at Duke               | 26   | 2   | 5   | 2   | 1  | 1  | 1  | 11  | 2   | 0   | 0  | 0  | 0   | 0   | 0  | 0   | 5   | 21  | 11  | 1  | 5   | .351 |
| Apr 10  | JMU                   | 23   | 1   | 2   | 1   | 0  | 0  | 1  | 5   | 3   | 0   | 1  | 0  | 1   | 0   | 0  | 0   | 7   | 21  | 10  | 2  | 5   | .345 |
| Apr 10  | JMU                   | 24   | 12  | 11  | 10  | 3  | 0  | 4  | 26  | 3   | 0   | 0  | 0  | 0   | 0   | 0  | 0   | 2   | 15  | 2   | 0  | 3   | .348 |
| *Apr 12 | VIRGINIA              | 21   | 8   | 8   | 8   | 4  | 0  | 2  | 18  | 5   | 0   | 3  | 0  | 0   | 0   | 0  | 0   | 2   | 15  | 5   | 0  | 5   | .348 |
| *Apr 13 | VIRGINIA              | 22   | 1   | 6   | 1   | 2  | 0  | 0  | 8   | 1   | 0   | 0  | 0  | 0   | 1   | 0  | 0   | 1   | 21  | 3   | 0  | 5   | .347 |
| *Apr 13 | VIRGINIA              | 28   | 7   | 9   | 7   | 4  | 1  | 2  | 21  | 3   | 0   | 3  | 0  | 0   | 0   | 0  | 0   | 7   | 21  | 10  | 0  | 6   | .346 |
| Apr 17  | at Charlotte          | 33   | 9   | 10  | 9   | 0  | 0  | 3  | 19  | 4   | 0   | 3  | 1  | 0   | 0   | 0  | 0   | 1   | 21  | 6   | 0  | 7   | .345 |
| Apr 17  | at Charlotte          | 26   | 8   | 10  | 7   | 2  | 0  | 2  | 18  | 1   | 0   | 1  | 0  | 0   | 0   | 0  | 0   | 2   | 15  | 6   | 0  | 4   | .346 |
| *Apr 20 | NORTH CAROLINA        | 23   | 0   | 3   | 0   | 1  | 0  | 0  | 4   | 1   | 0   | 0  | 1  | 0   | 0   | 0  | 0   | 6   | 21  | 10  | 2  | 3   | .342 |
| *Apr 21 | NORTH CAROLINA        | 24   | 5   | 8   | 5   | 0  | 0  | 2  | 14  | 4   | 0   | 0  | 1  | 1   | 0   | 0  | 0   | 4   | 21  | 5   | 1  | 6   | .342 |
| *Apr 21 | NORTH CAROLINA        | 24   | 4   | 4   | 4   | 2  | 0  | 1  | 9   | 3   | 0   | 0  | 0  | 0   | 0   | 0  | 1   | 2   | 21  | 10  | 3  | 2   | .339 |
| *Apr 26 | at Boston College     | 23   | 10  | 8   | 8   | 0  | 0  | 0  | 8   | 9   | 0   | 1  | 0  | 4   | 0   | 2  | 0   | 3   | 18  | 5   | 3  | 10  | .339 |
| *Apr 27 | at Boston College     | 26   | 11  | 14  | 10  | 2  | 0  | 1  | 19  | 6   | 0   | 0  | 0  | 2   | 1   | 1  | 1   | 4   | 15  | 6   | 0  | 10  | .343 |
| *Apr 28 | at Boston College     | 28   | 8   | 9   | 8   | 2  | 0  | 3  | 20  | 7   | 0   | 1  | 1  | 5   | 0   | 0  | 1   | 2   | 21  | 10  | 3  | 11  | .342 |
| Totals  |                       | 1365 | 366 | 467 | 342 | 86 | 7  | 86 | 825 | 176 | 0   | 60 | 11 | 35  | 9   | 16 | 8   | 182 | 963 | 348 | 41 | 312 | .342 |





**TEAM GAME-BY-GAME PITCHING**

| Date    | Opponent              | ip    | h   | r   | er | bb | so  | 2b | 3b | hr | wp | bk | hbp | dp | ibb | score   | w-l  | sv | era  |
|---------|-----------------------|-------|-----|-----|----|----|-----|----|----|----|----|----|-----|----|-----|---------|------|----|------|
| Feb 08  | vs Wichita State      | 5.0   | 6   | 3   | 3  | 5  | 7   | 2  | 0  | 0  | 2  | 0  | 0   | 0  | 0   | 11-3    | 1-0  | 0  | 4.20 |
| Feb 08  | vs Central Michigan   | 7.0   | 2   | 0   | 0  | 1  | 13  | 0  | 0  | 0  | 0  | 0  | 1   | 0  | 0   | 6-0     | 2-0  | 0  | 1.75 |
| Feb 09  | vs Purdue             | 7.0   | 5   | 5   | 3  | 4  | 3   | 1  | 0  | 0  | 1  | 0  | 0   | 1  | 0   | 7-5     | 3-0  | 0  | 2.21 |
| Feb 09  | at Col. of Charleston | 5.0   | 1   | 0   | 0  | 1  | 7   | 0  | 0  | 0  | 0  | 0  | 1   | 0  | 0   | 13-0    | 4-0  | 0  | 1.75 |
| Feb 10  | vs Purdue             | 7.0   | 3   | 0   | 0  | 1  | 10  | 0  | 0  | 0  | 0  | 0  | 0   | 0  | 0   | 5-0     | 5-0  | 0  | 1.35 |
| Feb 16  | vs Detroit Mercy      | 5.0   | 0   | 0   | 0  | 1  | 9   | 0  | 0  | 0  | 0  | 0  | 0   | 0  | 0   | 13-0    | 6-0  | 0  | 1.17 |
| Feb 16  | at Charleston So.     | 7.0   | 2   | 0   | 0  | 0  | 5   | 0  | 0  | 0  | 1  | 0  | 0   | 0  | 0   | 4-0     | 7-0  | 0  | 0.98 |
| Feb 17  | vs ETSU               | 7.0   | 6   | 3   | 1  | 1  | 4   | 1  | 0  | 0  | 1  | 0  | 1   | 0  | 0   | 8-3     | 8-0  | 0  | 0.98 |
| Feb 17  | at Charleston So.     | 7.0   | 0   | 0   | 0  | 2  | 13  | 0  | 0  | 0  | 1  | 0  | 0   | 0  | 0   | 10-0    | 9-0  | 0  | 0.86 |
| Feb 22  | vs Texas State        | 5.0   | 6   | 17  | 8  | 12 | 2   | 2  | 0  | 0  | 1  | 0  | 4   | 0  | 0   | 5-17    | 9-1  | 0  | 1.69 |
| Feb 22  | at South Florida      | 6.0   | 11  | 7   | 5  | 0  | 3   | 0  | 1  | 0  | 1  | 0  | 2   | 1  | 0   | 2-7     | 9-2  | 0  | 2.06 |
| Feb 23  | vs Georgia State      | 7.0   | 4   | 0   | 0  | 0  | 9   | 0  | 0  | 0  | 0  | 0  | 1   | 0  | 0   | 6-0     | 10-2 | 0  | 1.87 |
| Feb 23  | vs Texas State        | 6.0   | 6   | 0   | 0  | 1  | 5   | 0  | 0  | 0  | 0  | 0  | 0   | 1  | 0   | 10-0    | 11-2 | 0  | 1.73 |
| Feb 24  | vs Georgia State      | 7.0   | 2   | 1   | 1  | 3  | 6   | 0  | 0  | 0  | 0  | 0  | 0   | 0  | 0   | 5-1     | 12-2 | 1  | 1.67 |
| Feb 27  | at Radford            | 5.0   | 3   | 0   | 0  | 1  | 6   | 1  | 0  | 0  | 0  | 0  | 0   | 0  | 0   | 10-0    | 13-2 | 1  | 1.58 |
| Mar 01  | at Georgia            | 8.0   | 12  | 6   | 3  | 1  | 7   | 4  | 1  | 1  | 0  | 0  | 1   | 1  | 0   | 7-6     | 14-2 | 2  | 1.66 |
| Mar 02  | vs UAB                | 7.0   | 10  | 6   | 4  | 2  | 2   | 3  | 0  | 0  | 1  | 0  | 0   | 1  | 0   | 8-6     | 15-2 | 2  | 1.81 |
| Mar 02  | at Georgia            | 4.0   | 8   | 8   | 7  | 2  | 2   | 1  | 1  | 2  | 0  | 0  | 0   | 0  | 0   | 0-8     | 15-3 | 2  | 2.19 |
| Mar 03  | vs UAB                | 7.0   | 3   | 1   | 1  | 0  | 2   | 2  | 0  | 0  | 0  | 0  | 0   | 0  | 0   | 4-1     | 16-3 | 2  | 2.12 |
| *Mar 09 | GEORGIA TECH          | 7.0   | 10  | 1   | 1  | 0  | 10  | 1  | 0  | 0  | 1  | 0  | 1   | 0  | 0   | 5-1     | 17-3 | 2  | 2.06 |
| *Mar 10 | GEORGIA TECH          | 7.0   | 14  | 10  | 10 | 6  | 9   | 6  | 0  | 5  | 1  | 0  | 0   | 0  | 1   | 7-10    | 17-4 | 2  | 2.47 |
| *Mar 10 | GEORGIA TECH          | 7.0   | 7   | 4   | 4  | 2  | 4   | 0  | 0  | 2  | 0  | 0  | 0   | 0  | 0   | 5-4     | 18-4 | 2  | 2.55 |
| *Mar 15 | at NC State           | 7.0   | 7   | 2   | 2  | 1  | 7   | 1  | 1  | 1  | 0  | 0  | 0   | 0  | 0   | 4-2     | 19-4 | 2  | 2.52 |
| *Mar 16 | at NC State           | 5.0   | 3   | 1   | 0  | 2  | 1   | 2  | 0  | 0  | 0  | 0  | 0   | 1  | 0   | 12-1    | 20-4 | 2  | 2.44 |
| *Mar 17 | at NC State           | 7.0   | 3   | 0   | 0  | 2  | 3   | 0  | 0  | 0  | 0  | 0  | 1   | 1  | 0   | 1-0     | 21-4 | 2  | 2.33 |
| Mar 19  | BINGHAMTON            | 5.0   | 3   | 0   | 0  | 2  | 6   | 0  | 0  | 0  | 0  | 0  | 1   | 0  | 0   | 12-0    | 22-4 | 2  | 2.26 |
| Mar 19  | BINGHAMTON            | 5.0   | 2   | 1   | 0  | 3  | 11  | 1  | 0  | 0  | 0  | 0  | 2   | 0  | 0   | 9-1     | 23-4 | 2  | 2.20 |
| Mar 20  | LIPSCOMB              | 7.0   | 9   | 7   | 3  | 2  | 6   | 2  | 0  | 0  | 0  | 0  | 0   | 0  | 0   | 9-7     | 24-4 | 2  | 2.23 |
| *Mar 23 | at Pitt               | 5.0   | 2   | 0   | 0  | 2  | 9   | 0  | 0  | 0  | 0  | 0  | 1   | 0  | 0   | 18-0    | 25-4 | 2  | 2.17 |
| *Mar 23 | at Pitt               | 7.0   | 6   | 1   | 1  | 2  | 5   | 0  | 0  | 0  | 0  | 0  | 0   | 1  | 0   | 9-1     | 26-4 | 2  | 2.12 |
| *Mar 24 | at Pitt               | 7.0   | 3   | 2   | 2  | 4  | 13  | 0  | 0  | 1  | 1  | 0  | 0   | 1  | 0   | 10-2    | 27-4 | 2  | 2.12 |
| Mar 27  | RADFORD               | 5.0   | 5   | 0   | 0  | 2  | 6   | 0  | 0  | 0  | 0  | 0  | 0   | 0  | 0   | 8-0     | 28-4 | 2  | 2.07 |
| *Mar 29 | LOUISVILLE            | 7.0   | 9   | 7   | 7  | 2  | 6   | 3  | 1  | 0  | 1  | 0  | 1   | 0  | 0   | 5-7     | 28-5 | 2  | 2.23 |
| *Mar 30 | LOUISVILLE            | 5.0   | 5   | 1   | 1  | 2  | 7   | 1  | 0  | 1  | 0  | 0  | 1   | 0  | 0   | 10-1    | 29-5 | 2  | 2.21 |
| *Mar 31 | LOUISVILLE            | 6.0   | 5   | 5   | 5  | 0  | 8   | 2  | 0  | 1  | 0  | 0  | 2   | 0  | 0   | 13-5    | 30-5 | 2  | 2.31 |
| *Apr 06 | at Duke               | 7.0   | 5   | 0   | 0  | 2  | 10  | 1  | 0  | 0  | 0  | 0  | 1   | 1  | 0   | 3-0     | 31-5 | 2  | 2.24 |
| *Apr 06 | at Duke               | 7.0   | 4   | 0   | 0  | 0  | 7   | 0  | 0  | 0  | 0  | 0  | 2   | 0  | 0   | 6-0     | 32-5 | 2  | 2.17 |
| *Apr 07 | at Duke               | 7.0   | 3   | 1   | 0  | 4  | 5   | 2  | 0  | 0  | 1  | 0  | 2   | 0  | 0   | 2-1     | 33-5 | 2  | 2.11 |
| Apr 10  | JMU                   | 7.0   | 6   | 3   | 3  | 1  | 8   | 0  | 0  | 0  | 1  | 0  | 0   | 1  | 0   | 1-3     | 33-6 | 2  | 2.13 |
| Apr 10  | JMU                   | 5.0   | 0   | 0   | 0  | 0  | 4   | 0  | 0  | 0  | 0  | 0  | 0   | 0  | 0   | 12-0    | 34-6 | 2  | 2.09 |
| *Apr 12 | VIRGINIA              | 5.0   | 2   | 0   | 0  | 0  | 5   | 0  | 0  | 0  | 0  | 0  | 0   | 1  | 0   | 8-0     | 35-6 | 2  | 2.05 |
| *Apr 13 | VIRGINIA              | 7.0   | 1   | 0   | 0  | 0  | 8   | 1  | 0  | 0  | 0  | 0  | 0   | 0  | 0   | 1-0     | 36-6 | 2  | 2.00 |
| *Apr 13 | VIRGINIA              | 7.0   | 4   | 0   | 0  | 0  | 5   | 0  | 0  | 0  | 0  | 0  | 1   | 0  | 0   | 7-0     | 37-6 | 2  | 1.94 |
| Apr 17  | at Charlotte          | 7.0   | 7   | 1   | 1  | 2  | 5   | 2  | 0  | 0  | 0  | 0  | 0   | 1  | 0   | 9-1     | 38-6 | 2  | 1.92 |
| Apr 17  | at Charlotte          | 5.0   | 4   | 0   | 0  | 4  | 5   | 0  | 0  | 0  | 0  | 0  | 0   | 0  | 0   | 8-0     | 39-6 | 2  | 1.89 |
| *Apr 20 | NORTH CAROLINA        | 7.0   | 5   | 3   | 1  | 2  | 5   | 0  | 0  | 0  | 0  | 0  | 1   | 0  | 0   | 0-3     | 39-7 | 2  | 1.87 |
| *Apr 21 | NORTH CAROLINA        | 7.0   | 2   | 0   | 0  | 2  | 4   | 0  | 0  | 0  | 0  | 0  | 1   | 0  | 0   | 5-0     | 40-7 | 2  | 1.82 |
| *Apr 21 | NORTH CAROLINA        | 7.0   | 10  | 8   | 6  | 2  | 5   | 2  | 1  | 1  | 0  | 0  | 2   | 0  | 0   | 4-8     | 40-8 | 2  | 1.92 |
| *Apr 26 | at Boston College     | 6.0   | 5   | 2   | 2  | 2  | 6   | 1  | 0  | 0  | 0  | 0  | 0   | 0  | 0   | 10-2    | 41-8 | 2  | 1.93 |
| *Apr 27 | at Boston College     | 5.0   | 5   | 1   | 1  | 5  | 5   | 0  | 0  | 0  | 0  | 0  | 0   | 1  | 0   | 11-1    | 42-8 | 2  | 1.92 |
| *Apr 28 | at Boston College     | 7.0   | 5   | 1   | 0  | 1  | 7   | 1  | 0  | 0  | 0  | 0  | 0   | 0  | 0   | 8-1     | 43-8 | 2  | 1.88 |
| Totals  |                       | 321.0 | 251 | 119 | 86 | 99 | 320 | 46 | 6  | 15 | 15 | 0  | 31  | 14 | 1   | 366-119 | 43-8 | 2  | 1.88 |



**OPPONENT GAME-BY-GAME BATTING**

| Date    | Opponent              | ab   | r   | h   | rbi | 2b | 3b | hr | tb  | bb | ibb | sb | cs | hbp | sac | sf | gdp | k   | po  | a   | e  | lob | avg  |
|---------|-----------------------|------|-----|-----|-----|----|----|----|-----|----|-----|----|----|-----|-----|----|-----|-----|-----|-----|----|-----|------|
| Feb 08  | vs Wichita State      | 21   | 3   | 6   | 3   | 2  | 0  | 0  | 8   | 5  | 0   | 0  | 0  | 0   | 0   | 0  | 0   | 7   | 15  | 3   | 0  | 8   | .286 |
| Feb 08  | vs Central Michigan   | 23   | 0   | 2   | 0   | 0  | 0  | 0  | 2   | 1  | 0   | 0  | 0  | 1   | 0   | 0  | 0   | 13  | 18  | 3   | 2  | 4   | .182 |
| Feb 09  | vs Purdue             | 28   | 5   | 5   | 4   | 1  | 0  | 0  | 6   | 4  | 0   | 0  | 0  | 0   | 0   | 0  | 0   | 3   | 21  | 11  | 0  | 6   | .181 |
| Feb 09  | at Col. of Charleston | 16   | 0   | 1   | 0   | 0  | 0  | 0  | 1   | 1  | 0   | 0  | 0  | 1   | 0   | 0  | 0   | 7   | 15  | 5   | 2  | 3   | .159 |
| Feb 10  | vs Purdue             | 24   | 0   | 3   | 0   | 0  | 0  | 0  | 3   | 1  | 0   | 0  | 0  | 0   | 0   | 0  | 0   | 10  | 18  | 6   | 0  | 4   | .152 |
| Feb 16  | vs Detroit Mercy      | 14   | 0   | 0   | 0   | 0  | 0  | 0  | 0   | 1  | 0   | 0  | 0  | 0   | 0   | 0  | 0   | 9   | 15  | 6   | 1  | 0   | .135 |
| Feb 16  | at Charleston So.     | 23   | 0   | 2   | 0   | 0  | 0  | 0  | 2   | 0  | 0   | 0  | 0  | 0   | 0   | 0  | 0   | 5   | 21  | 14  | 1  | 2   | .128 |
| Feb 17  | vs ETSU               | 27   | 3   | 6   | 2   | 1  | 0  | 0  | 7   | 1  | 0   | 0  | 0  | 1   | 0   | 0  | 0   | 4   | 21  | 5   | 0  | 5   | .142 |
| Feb 17  | at Charleston So.     | 21   | 0   | 0   | 0   | 0  | 0  | 0  | 0   | 2  | 0   | 0  | 0  | 0   | 0   | 0  | 0   | 13  | 21  | 8   | 1  | 2   | .127 |
| Feb 22  | vs Texas State        | 21   | 17  | 6   | 17  | 2  | 0  | 0  | 8   | 12 | 0   | 1  | 0  | 4   | 0   | 1  | 0   | 2   | 15  | 3   | 0  | 6   | .142 |
| Feb 22  | at South Florida      | 27   | 7   | 11  | 7   | 0  | 1  | 0  | 13  | 0  | 0   | 0  | 1  | 2   | 0   | 1  | 0   | 3   | 21  | 3   | 0  | 5   | .171 |
| Feb 23  | vs Georgia State      | 25   | 0   | 4   | 0   | 0  | 0  | 0  | 4   | 0  | 0   | 0  | 0  | 1   | 0   | 0  | 0   | 9   | 21  | 7   | 0  | 5   | .170 |
| Feb 23  | vs Texas State        | 24   | 0   | 6   | 0   | 0  | 0  | 0  | 6   | 1  | 0   | 1  | 0  | 0   | 0   | 0  | 0   | 5   | 18  | 8   | 1  | 7   | .177 |
| Feb 24  | vs Georgia State      | 26   | 1   | 2   | 1   | 0  | 0  | 0  | 2   | 3  | 0   | 2  | 0  | 0   | 0   | 0  | 0   | 6   | 18  | 7   | 1  | 7   | .169 |
| Feb 27  | at Radford            | 18   | 0   | 3   | 0   | 1  | 0  | 0  | 4   | 1  | 0   | 0  | 0  | 0   | 0   | 0  | 0   | 6   | 15  | 7   | 2  | 4   | .169 |
| Mar 01  | at Georgia            | 35   | 6   | 12  | 6   | 4  | 1  | 1  | 21  | 1  | 0   | 0  | 0  | 1   | 0   | 0  | 1   | 7   | 24  | 5   | 0  | 7   | .185 |
| Mar 02  | vs UAB                | 31   | 6   | 10  | 6   | 3  | 0  | 0  | 13  | 2  | 0   | 1  | 0  | 0   | 0   | 0  | 1   | 2   | 21  | 8   | 1  | 6   | .196 |
| Mar 02  | at Georgia            | 19   | 8   | 8   | 8   | 1  | 1  | 2  | 17  | 2  | 0   | 1  | 0  | 0   | 1   | 1  | 0   | 2   | 15  | 8   | 0  | 3   | .206 |
| Mar 03  | vs UAB                | 24   | 1   | 3   | 1   | 2  | 0  | 0  | 5   | 0  | 0   | 0  | 0  | 0   | 0   | 0  | 0   | 2   | 18  | 7   | 1  | 2   | .201 |
| *Mar 09 | GEORGIA TECH          | 31   | 1   | 10  | 1   | 1  | 0  | 0  | 11  | 0  | 0   | 1  | 0  | 1   | 0   | 0  | 0   | 10  | 18  | 6   | 1  | 10  | .209 |
| *Mar 10 | GEORGIA TECH          | 32   | 10  | 14  | 10  | 6  | 0  | 5  | 35  | 6  | 1   | 1  | 1  | 0   | 1   | 1  | 0   | 9   | 21  | 13  | 0  | 9   | .224 |
| *Mar 10 | GEORGIA TECH          | 27   | 4   | 7   | 4   | 0  | 0  | 2  | 13  | 2  | 0   | 1  | 0  | 0   | 0   | 0  | 0   | 4   | 20  | 5   | 1  | 4   | .225 |
| *Mar 15 | at NC State           | 28   | 2   | 7   | 2   | 1  | 1  | 1  | 13  | 1  | 0   | 0  | 0  | 0   | 0   | 0  | 0   | 7   | 21  | 6   | 2  | 6   | .227 |
| *Mar 16 | at NC State           | 17   | 1   | 3   | 1   | 2  | 0  | 0  | 5   | 2  | 0   | 0  | 0  | 0   | 0   | 0  | 0   | 1   | 15  | 5   | 1  | 3   | .225 |
| *Mar 17 | at NC State           | 22   | 0   | 3   | 0   | 0  | 0  | 0  | 3   | 2  | 0   | 0  | 0  | 1   | 0   | 0  | 1   | 3   | 21  | 2   | 0  | 4   | .222 |
| Mar 19  | BINGHAMTON            | 19   | 0   | 3   | 0   | 0  | 0  | 0  | 3   | 2  | 0   | 3  | 0  | 1   | 0   | 0  | 0   | 6   | 12  | 4   | 2  | 7   | .220 |
| Mar 19  | BINGHAMTON            | 18   | 1   | 2   | 0   | 1  | 0  | 0  | 3   | 3  | 0   | 1  | 0  | 2   | 0   | 0  | 0   | 11  | 14  | 2   | 3  | 7   | .217 |
| Mar 20  | LIPSCOMB              | 32   | 7   | 9   | 6   | 2  | 0  | 0  | 11  | 2  | 0   | 2  | 0  | 0   | 0   | 0  | 0   | 6   | 18  | 6   | 1  | 6   | .220 |
| *Mar 23 | at Pitt               | 17   | 0   | 2   | 0   | 0  | 0  | 0  | 2   | 2  | 0   | 0  | 0  | 1   | 0   | 0  | 0   | 9   | 15  | 6   | 1  | 5   | .217 |
| *Mar 23 | at Pitt               | 25   | 1   | 6   | 1   | 0  | 0  | 0  | 6   | 2  | 0   | 0  | 0  | 0   | 0   | 0  | 1   | 5   | 21  | 5   | 1  | 5   | .218 |
| *Mar 24 | at Pitt               | 23   | 2   | 3   | 2   | 0  | 0  | 1  | 6   | 4  | 0   | 1  | 0  | 0   | 1   | 0  | 1   | 13  | 21  | 4   | 0  | 5   | .215 |
| Mar 27  | RADFORD               | 21   | 0   | 5   | 0   | 0  | 0  | 0  | 5   | 2  | 0   | 0  | 0  | 0   | 0   | 0  | 0   | 6   | 12  | 5   | 0  | 8   | .216 |
| *Mar 29 | LOUISVILLE            | 31   | 7   | 9   | 7   | 3  | 1  | 0  | 14  | 2  | 0   | 4  | 0  | 1   | 0   | 0  | 0   | 6   | 21  | 7   | 1  | 6   | .219 |
| *Mar 30 | LOUISVILLE            | 19   | 1   | 5   | 1   | 1  | 0  | 1  | 9   | 2  | 0   | 0  | 0  | 1   | 1   | 0  | 0   | 7   | 12  | 4   | 3  | 7   | .220 |
| *Mar 31 | LOUISVILLE            | 23   | 5   | 5   | 5   | 2  | 0  | 1  | 10  | 0  | 0   | 1  | 0  | 2   | 0   | 0  | 0   | 8   | 15  | 4   | 1  | 2   | .220 |
| *Apr 06 | at Duke               | 24   | 0   | 5   | 0   | 1  | 0  | 0  | 6   | 2  | 0   | 2  | 1  | 1   | 0   | 0  | 0   | 10  | 21  | 2   | 0  | 6   | .220 |
| *Apr 06 | at Duke               | 25   | 0   | 4   | 0   | 0  | 0  | 0  | 4   | 0  | 0   | 0  | 0  | 2   | 0   | 0  | 0   | 7   | 21  | 6   | 0  | 6   | .218 |
| *Apr 07 | at Duke               | 24   | 1   | 3   | 0   | 2  | 0  | 0  | 5   | 4  | 0   | 0  | 1  | 2   | 0   | 0  | 0   | 5   | 21  | 6   | 0  | 8   | .215 |
| Apr 10  | JMU                   | 26   | 3   | 6   | 3   | 0  | 0  | 0  | 6   | 1  | 0   | 0  | 0  | 0   | 0   | 0  | 1   | 8   | 21  | 3   | 0  | 3   | .216 |
| Apr 10  | JMU                   | 15   | 0   | 0   | 0   | 0  | 0  | 0  | 0   | 0  | 0   | 0  | 0  | 0   | 0   | 0  | 0   | 4   | 12  | 7   | 4  | 0   | .212 |
| *Apr 12 | VIRGINIA              | 16   | 0   | 2   | 0   | 0  | 0  | 0  | 2   | 0  | 0   | 0  | 0  | 0   | 0   | 0  | 1   | 5   | 13  | 8   | 0  | 1   | .211 |
| *Apr 13 | VIRGINIA              | 22   | 0   | 1   | 0   | 1  | 0  | 0  | 2   | 0  | 0   | 0  | 0  | 0   | 0   | 0  | 0   | 8   | 18  | 4   | 1  | 1   | .207 |
| *Apr 13 | VIRGINIA              | 24   | 0   | 4   | 0   | 0  | 0  | 0  | 4   | 0  | 0   | 0  | 1  | 1   | 0   | 0  | 0   | 5   | 18  | 6   | 2  | 4   | .206 |
| Apr 17  | at Charlotte          | 27   | 1   | 7   | 1   | 2  | 0  | 0  | 9   | 2  | 0   | 0  | 0  | 0   | 0   | 0  | 1   | 5   | 21  | 10  | 2  | 7   | .208 |
| Apr 17  | at Charlotte          | 17   | 0   | 4   | 0   | 0  | 0  | 0  | 4   | 4  | 0   | 0  | 1  | 0   | 1   | 0  | 0   | 5   | 15  | 2   | 2  | 7   | .208 |
| *Apr 20 | NORTH CAROLINA        | 27   | 3   | 5   | 2   | 0  | 0  | 0  | 5   | 2  | 0   | 1  | 0  | 1   | 0   | 0  | 0   | 5   | 21  | 9   | 0  | 6   | .208 |
| *Apr 21 | NORTH CAROLINA        | 24   | 0   | 2   | 0   | 0  | 0  | 0  | 2   | 2  | 0   | 2  | 0  | 1   | 0   | 0  | 0   | 4   | 18  | 10  | 0  | 6   | .205 |
| *Apr 21 | NORTH CAROLINA        | 30   | 8   | 10  | 7   | 2  | 1  | 1  | 17  | 2  | 0   | 0  | 1  | 2   | 0   | 0  | 0   | 5   | 21  | 6   | 0  | 5   | .208 |
| *Apr 26 | at Boston College     | 24   | 2   | 5   | 2   | 1  | 0  | 0  | 6   | 2  | 0   | 1  | 0  | 0   | 0   | 0  | 0   | 6   | 18  | 6   | 0  | 6   | .208 |
| *Apr 27 | at Boston College     | 19   | 1   | 5   | 1   | 0  | 0  | 0  | 5   | 5  | 0   | 0  | 0  | 0   | 0   | 0  | 1   | 5   | 15  | 6   | 1  | 8   | .209 |
| *Apr 28 | at Boston College     | 25   | 1   | 5   | 1   | 1  | 0  | 0  | 6   | 1  | 0   | 0  | 0  | 0   | 1   | 0  | 0   | 7   | 21  | 11  | 0  | 5   | .209 |
| Totals  |                       | 1201 | 119 | 251 | 112 | 46 | 6  | 15 | 354 | 99 | 1   | 27 | 7  | 31  | 6   | 4  | 9   | 320 | 923 | 310 | 43 | 259 | .209 |



**OPPONENT GAME-BY-GAME PITCHING**

| Date    | Opponent              | ip    | h   | r   | er  | bb  | so  | 2b | 3b | hr | wp | bk | hbp | dp | ibb | score   | w-l  | sv | era   |
|---------|-----------------------|-------|-----|-----|-----|-----|-----|----|----|----|----|----|-----|----|-----|---------|------|----|-------|
| Feb 08  | vs Wichita State      | 5.0   | 13  | 11  | 11  | 1   | 3   | 4  | 0  | 1  | 1  | 0  | 1   | 0  | 0   | 3-11    | 0-1  | 0  | 15.40 |
| Feb 08  | vs Central Michigan   | 6.0   | 10  | 6   | 5   | 2   | 1   | 0  | 0  | 2  | 0  | 0  | 1   | 2  | 0   | 0-6     | 0-2  | 0  | 10.18 |
| Feb 09  | vs Purdue             | 7.0   | 11  | 7   | 7   | 4   | 0   | 4  | 0  | 1  | 2  | 0  | 0   | 0  | 0   | 5-7     | 0-3  | 0  | 8.94  |
| Feb 09  | at Col. of Charleston | 5.0   | 13  | 13  | 11  | 5   | 0   | 1  | 0  | 0  | 1  | 0  | 0   | 1  | 0   | 0-13    | 0-4  | 0  | 10.35 |
| Feb 10  | vs Purdue             | 6.0   | 12  | 5   | 5   | 7   | 1   | 5  | 1  | 0  | 1  | 0  | 0   | 1  | 0   | 0-5     | 0-5  | 0  | 9.41  |
| Feb 16  | vs Detroit Mercy      | 5.0   | 17  | 13  | 12  | 2   | 2   | 2  | 0  | 2  | 0  | 0  | 0   | 1  | 0   | 0-13    | 0-6  | 0  | 10.50 |
| Feb 16  | at Charleston So.     | 7.0   | 10  | 4   | 3   | 2   | 2   | 1  | 0  | 0  | 0  | 0  | 0   | 0  | 0   | 0-4     | 0-7  | 0  | 9.22  |
| Feb 17  | vs ETSU               | 7.0   | 15  | 8   | 8   | 5   | 3   | 2  | 0  | 2  | 1  | 0  | 2   | 0  | 0   | 3-8     | 0-8  | 0  | 9.04  |
| Feb 17  | at Charleston So.     | 7.0   | 14  | 10  | 9   | 6   | 1   | 4  | 0  | 2  | 0  | 0  | 0   | 1  | 0   | 0-10    | 0-9  | 0  | 9.04  |
| Feb 22  | vs Texas State        | 5.0   | 6   | 5   | 5   | 3   | 4   | 0  | 0  | 1  | 0  | 0  | 1   | 0  | 0   | 17-5    | 1-9  | 0  | 8.87  |
| Feb 22  | at South Florida      | 7.0   | 5   | 2   | 2   | 3   | 3   | 0  | 0  | 1  | 0  | 0  | 1   | 1  | 0   | 7-2     | 2-9  | 0  | 8.15  |
| Feb 23  | vs Georgia State      | 7.0   | 10  | 6   | 6   | 3   | 2   | 0  | 0  | 2  | 1  | 0  | 1   | 0  | 0   | 0-6     | 2-10 | 0  | 7.95  |
| Feb 23  | vs Texas State        | 6.0   | 10  | 10  | 10  | 2   | 2   | 2  | 0  | 3  | 0  | 0  | 2   | 0  | 0   | 0-10    | 2-11 | 0  | 8.23  |
| Feb 24  | vs Georgia State      | 6.0   | 10  | 5   | 5   | 3   | 2   | 0  | 0  | 1  | 0  | 0  | 0   | 0  | 0   | 1-5     | 2-12 | 0  | 8.06  |
| Feb 27  | at Radford            | 5.0   | 8   | 10  | 7   | 4   | 3   | 1  | 0  | 3  | 0  | 0  | 2   | 0  | 0   | 0-10    | 2-13 | 0  | 8.15  |
| Mar 01  | at Georgia            | 8.0   | 11  | 7   | 7   | 5   | 8   | 5  | 1  | 1  | 1  | 0  | 1   | 0  | 0   | 6-7     | 2-14 | 0  | 7.99  |
| Mar 02  | vs UAB                | 7.0   | 11  | 8   | 7   | 3   | 6   | 1  | 0  | 3  | 2  | 0  | 2   | 0  | 0   | 6-8     | 2-15 | 0  | 7.92  |
| Mar 02  | at Georgia            | 5.0   | 1   | 0   | 0   | 2   | 2   | 1  | 0  | 0  | 0  | 0  | 0   | 0  | 0   | 8-0     | 3-15 | 0  | 7.57  |
| Mar 03  | vs UAB                | 6.0   | 7   | 4   | 4   | 2   | 5   | 0  | 0  | 2  | 0  | 0  | 0   | 0  | 0   | 1-4     | 3-16 | 0  | 7.42  |
| *Mar 09 | Georgia Tech          | 6.0   | 6   | 5   | 3   | 1   | 4   | 1  | 0  | 1  | 0  | 0  | 1   | 0  | 0   | 1-5     | 3-17 | 0  | 7.23  |
| *Mar 10 | Georgia Tech          | 7.0   | 8   | 7   | 7   | 6   | 3   | 1  | 0  | 3  | 3  | 0  | 0   | 0  | 0   | 10-7    | 4-17 | 0  | 7.22  |
| *Mar 10 | Georgia Tech          | 6.2   | 7   | 5   | 4   | 1   | 7   | 1  | 0  | 2  | 1  | 0  | 0   | 0  | 0   | 4-5     | 4-18 | 0  | 7.07  |
| *Mar 15 | at NC State           | 7.0   | 6   | 4   | 1   | 3   | 6   | 1  | 0  | 0  | 1  | 0  | 0   | 1  | 0   | 2-4     | 4-19 | 0  | 6.77  |
| *Mar 16 | at NC State           | 5.0   | 11  | 12  | 11  | 4   | 3   | 0  | 1  | 5  | 1  | 0  | 0   | 0  | 0   | 1-12    | 4-20 | 0  | 7.06  |
| *Mar 17 | at NC State           | 7.0   | 2   | 1   | 1   | 4   | 9   | 0  | 1  | 0  | 1  | 0  | 2   | 0  | 0   | 0-1     | 4-21 | 0  | 6.79  |
| Mar 19  | Binghamton            | 4.0   | 10  | 12  | 6   | 5   | 3   | 2  | 1  | 3  | 0  | 0  | 1   | 1  | 0   | 0-12    | 4-22 | 0  | 6.88  |
| Mar 19  | Binghamton            | 4.2   | 9   | 9   | 7   | 5   | 7   | 3  | 0  | 1  | 1  | 0  | 0   | 0  | 0   | 1-9     | 4-23 | 0  | 6.99  |
| Mar 20  | Lipscomb              | 6.0   | 11  | 9   | 9   | 3   | 2   | 3  | 0  | 4  | 0  | 0  | 0   | 0  | 0   | 7-9     | 4-24 | 0  | 7.11  |
| *Mar 23 | at Pitt               | 5.0   | 14  | 18  | 18  | 7   | 2   | 0  | 0  | 5  | 1  | 0  | 0   | 2  | 0   | 0-18    | 4-25 | 0  | 7.63  |
| *Mar 23 | at Pitt               | 7.0   | 12  | 9   | 8   | 3   | 8   | 3  | 0  | 1  | 2  | 0  | 0   | 0  | 0   | 1-9     | 4-26 | 0  | 7.64  |
| *Mar 24 | at Pitt               | 7.0   | 11  | 10  | 10  | 5   | 3   | 4  | 0  | 2  | 0  | 0  | 1   | 0  | 0   | 2-10    | 4-27 | 0  | 7.73  |
| Mar 27  | Radford               | 4.0   | 12  | 8   | 8   | 1   | 0   | 4  | 0  | 2  | 1  | 0  | 1   | 0  | 0   | 0-8     | 4-28 | 0  | 7.86  |
| *Mar 29 | Louisville            | 7.0   | 9   | 5   | 4   | 1   | 8   | 2  | 0  | 1  | 1  | 0  | 0   | 0  | 0   | 7-5     | 5-28 | 0  | 7.72  |
| *Mar 30 | Louisville            | 4.0   | 9   | 10  | 5   | 3   | 2   | 2  | 0  | 2  | 0  | 0  | 1   | 0  | 0   | 1-10    | 5-29 | 0  | 7.74  |
| *Mar 31 | Louisville            | 5.0   | 11  | 13  | 11  | 4   | 5   | 1  | 0  | 4  | 0  | 0  | 0   | 0  | 0   | 5-13    | 5-30 | 0  | 7.93  |
| *Apr 06 | at Duke               | 7.0   | 6   | 3   | 3   | 3   | 8   | 1  | 0  | 0  | 0  | 0  | 1   | 0  | 0   | 0-3     | 5-31 | 0  | 7.77  |
| *Apr 06 | at Duke               | 7.0   | 12  | 6   | 6   | 1   | 4   | 1  | 0  | 1  | 1  | 0  | 0   | 0  | 0   | 0-6     | 5-32 | 0  | 7.71  |
| *Apr 07 | at Duke               | 7.0   | 5   | 2   | 2   | 2   | 5   | 1  | 1  | 1  | 0  | 0  | 0   | 0  | 0   | 1-2     | 5-33 | 0  | 7.54  |
| Apr 10  | JMU                   | 7.0   | 2   | 1   | 1   | 3   | 7   | 0  | 0  | 1  | 0  | 0  | 1   | 0  | 0   | 3-1     | 6-33 | 0  | 7.34  |
| Apr 10  | JMU                   | 4.0   | 11  | 12  | 10  | 3   | 2   | 3  | 0  | 4  | 0  | 0  | 0   | 0  | 0   | 0-12    | 6-34 | 0  | 7.51  |
| *Apr 12 | Virginia              | 4.1   | 8   | 8   | 8   | 5   | 2   | 4  | 0  | 2  | 3  | 0  | 0   | 0  | 0   | 0-8     | 6-35 | 0  | 7.61  |
| *Apr 13 | Virginia              | 6.0   | 6   | 1   | 0   | 1   | 1   | 2  | 0  | 0  | 0  | 0  | 0   | 2  | 0   | 0-1     | 6-36 | 0  | 7.43  |
| *Apr 13 | Virginia              | 6.0   | 9   | 7   | 7   | 3   | 7   | 4  | 1  | 2  | 0  | 0  | 0   | 0  | 0   | 0-7     | 6-37 | 0  | 7.44  |
| Apr 17  | at Charlotte          | 7.0   | 10  | 9   | 7   | 4   | 1   | 0  | 0  | 3  | 0  | 0  | 0   | 0  | 0   | 1-9     | 6-38 | 0  | 7.43  |
| Apr 17  | at Charlotte          | 5.0   | 10  | 8   | 8   | 1   | 2   | 2  | 0  | 2  | 0  | 0  | 0   | 0  | 0   | 0-8     | 6-39 | 0  | 7.50  |
| *Apr 20 | North Carolina        | 7.0   | 3   | 0   | 0   | 1   | 6   | 1  | 0  | 0  | 0  | 0  | 0   | 0  | 0   | 3-0     | 7-39 | 0  | 7.31  |
| *Apr 21 | North Carolina        | 6.0   | 8   | 5   | 5   | 4   | 4   | 0  | 0  | 2  | 0  | 0  | 1   | 0  | 0   | 0-5     | 7-40 | 0  | 7.28  |
| *Apr 21 | North Carolina        | 7.0   | 4   | 4   | 4   | 3   | 2   | 2  | 0  | 1  | 1  | 0  | 0   | 1  | 0   | 8-4     | 8-40 | 0  | 7.20  |
| *Apr 26 | at Boston College     | 6.0   | 8   | 10  | 10  | 9   | 3   | 0  | 0  | 0  | 5  | 0  | 4   | 0  | 0   | 2-10    | 8-41 | 0  | 7.29  |
| *Apr 27 | at Boston College     | 5.0   | 14  | 11  | 11  | 6   | 4   | 2  | 0  | 1  | 0  | 0  | 2   | 1  | 0   | 1-11    | 8-42 | 0  | 7.43  |
| *Apr 28 | at Boston College     | 7.0   | 9   | 8   | 8   | 7   | 2   | 2  | 0  | 3  | 1  | 0  | 5   | 1  | 0   | 1-8     | 8-43 | 0  | 7.44  |
| Totals  |                       | 307.2 | 467 | 366 | 327 | 176 | 182 | 86 | 7  | 86 | 34 | 0  | 35  | 16 | 0   | 119-366 | 8-43 | 0  | 7.44  |





**GAME-BY-GAME LEADERS**

| <b>Opponent</b>       | <b>Date</b> | <b>Hits</b>     | <b>Runs</b>     | <b>BB</b>       | <b>RBI</b>      | <b>HR</b>       | <b>SB</b>       | <b>Ks</b>       | <b>IP</b>     |
|-----------------------|-------------|-----------------|-----------------|-----------------|-----------------|-----------------|-----------------|-----------------|---------------|
| [RV/RV] Wichita State | 2/8/19      | 3 - Lattin      | 3 - Nolan       | 1 - Nolan       | 3 - Nolan       | 1 - Nolan       | 1 - Nolan       | 7 - Eberle      | 5.0 - Eberle  |
| Central Michigan      | 2/8/19      | 2 - (3 players) | 2 - Nolan       | 1 - (2 players) | 2 - (2 players) | 1 - (2 players) | None            | 13 - Rochard    | 7.0 - Rochard |
| Purdue                | 2/9/19      | 3 - Bennett     | 2 - (2 players) | 2 - Velazquez   | 2 - (2 players) | 1 - Lattin      | 1 - (3 players) | 3 - Eberle      | 7.0 - Rochard |
| College of Charleston | 2/9/19      | 3 - (2 players) | 2 - (2 players) | 2 - Trull       | 3 - Velazquez   | None            | 1 - (3 players) | 7 - Rochard     | 5.0 - Rochard |
| Purdue                | 2/10/19     | 3 - Strouth     | 3 - Velazquez   | 2 - Trull       | 3 - Strouth     | None            | 2 - Banks       | 10 - Rochard    | 7.0 - Rochard |
| Detroit Mercy         | 2/16/19     | 3 - (2 players) | 3 - Banks       | 1 - (2 players) | 3 - (2 players) | 1 - (2 players) | 1 - (2 players) | 9 - Rochard     | 5.0 - Rochard |
| Charleston Southern   | 2/16/19     | 3 - Strouth     | 2 - Trull       | 1 - (2 players) | 2 - Strouth     | None            | 1 - Nolan       | 5 - Eberle      | 7.0 - Eberle  |
| ETSU                  | 2/17/19     | 4 - Trull       | 3 - Lawter      | 1 - 5 players   | 3 - Trull       | 1 - (2 players) | 1 - (2 players) | 4 - Eberle      | 7.0 - Eberle  |
| Charleston Southern   | 2/17/19     | 2 - (3 players) | 2 - Bailey      | 2 - Duff        | 3 - Slaw        | 1 - (2 players) | 1 - (2 players) | 13 - Rochard    | 7.0 - Rochard |
| --/[RV] Texas State   | 2/22/19     | 2 - Bennett     | 1 - (5 players) | 1 - (3 players) | 2 - (2 players) | 1 - Chavez      | 1 - Kalt        | 1 - (2 players) | 3.2 - Rochard |
| USF                   | 2/22/19     | 2 - Trull       | 1 - (2 players) | 1 - (3 players) | 2 - Trull       | 1 - Trull       | None            | 3 - Eberle      | 6.0 - Eberle  |
| Georgia State         | 2/23/19     | 3 - Strouth     | 2 - Strouth     | 1 - (3 players) | 2 - Strouth     | 1 - (2 players) | 1 - (2 players) | 9 - Rochard     | 7.0 - Rochard |
| --/[RV] Texas State   | 2/23/19     | 3 - Bennett     | 3 - (2 players) | 1 - (2 players) | 4 - Bennett     | 2 - Bennett     | 1 - (2 players) | 5 - Eberle      | 6.0 - Eberle  |
| Georgia State         | 2/24/19     | 3 - Trull       | 1 - (5 players) | 1 - (3 players) | 2 - Lawter      | 1 - Lawter      | 1 - (4 players) | 4 - Rochard     | 4.0 - Eberle  |
| Radford               | 2/27/19     | 3 - Nolan       | 3 - Nolan       | 1 - (4 players) | 3 - Nolan       | 2 - Nolan       | 1 - Lawter      | 5 - Rochard     | 3.0 - Rochard |
| No. 8/8 Georgia       | 3/1/19      | 4 - Trull       | 2 - (2 players) | 2 - Bennett     | 3 - Trull       | 1 - Bennett     | None            | 6 - Eberle      | 7.0 - Eberle  |
| UAB                   | 3/2/19      | 2 - (4 players) | 3 - Trull       | 1 - (3 players) | 3 - Nolan       | 2 - Nolan       | None            | 2 - Eberle      | 6.1 - Eberle  |
| No. 8/8 Georgia       | 3/2/19      | 1 - Velazquez   | None            | 1 - (2 players) | None            | None            | None            | 2 - Rochard     | 4.0 - Rochard |
| UAB                   | 3/3/19      | 2 - Bennett     | 1 - (4 players) | 1 - (2 players) | 2 - Strouth     | 1 - (2 players) | None            | 2 - Rochard     | 7.0 - Rochard |
| Georgia Tech          | 3/9/19      | 2 - (2 players) | 1 - (5 players) | 1 - Bennett     | 3 - Trull       | None            | None            | 10 - Eberle     | 7.0 - Eberle  |
| Georgia Tech          | 3/10/19     | 2 - (2 players) | 2 - Bailey      | 1 - (6 players) | 4 - Velazquez   | 1 - (3 players) | 1 - Velazquez   | 9 - Rochard     | 5.0 - Rochard |
| Georgia Tech          | 3/10/19     | 2 - Bailey      | 1 - (5 players) | 1 - Strouth     | 2 - Strouth     | 1 - (2 players) | 1 - Kalt        | 4 - Eberle      | 7.0 - Eberle  |
| NC State              | 3/15/19     | 2 - Strouth     | 2 - Banks       | 2 - Velazquez   | 1 - 3 (players) | None            | None            | 7 - Eberle      | 7.0 - Eberle  |
| NC State              | 3/16/19     | 3 - Trull       | 3 - Velazquez   | 2 - Nolan       | 4 - Strouth     | 1 - (5 players) | None            | 1 - Eberle      | 5.0 - Eberle  |
| NC State              | 3/17/19     | 1 - (2 players) | 1 - Bennett     | 1 - (4 players) | 1 - Bailey      | None            | None            | 3 - Eberle      | 7.0 - Eberle  |
| Binghamton            | 3/19/19     | 3 - Lawter      | 2 - (4 players) | 2 - Bailey      | 4 - Lawter      | 2 - Lawter      | 1 - Banks       | 5 - Eberle      | 4.0 - Eberle  |
| Binghamton            | 3/19/19     | 2 - (2 players) | 2 - (2 players) | 1 - (5 players) | 4 - Strouth     | 1 - Duff        | 1 - (3 players) | 11 - Rochard    | 5.0 - Rochard |
| Lipscomb              | 3/20/19     | 3 - (2 players) | 2 - (3 players) | 1 - (3 players) | 4 - Strouth     | 1 - (4 players) | None            | 6 - Eberle      | 7.0 - Eberle  |
| Pitt                  | 3/23/19     | 2 - (4 players) | 3 - Bennett     | 3 - Bennett     | 4 - Strouth     | 1 - (5 players) | None            | 0 - Rochard     | 5.0 - Rochard |
| Pitt                  | 3/23/19     | 3 - Trull       | 2 - Bailey      | 1 - (3 players) | 3 - Bennett     | 1 - Bennett     | 1 - Trull       | 5 - Eberle      | 7.0 - Eberle  |
| Pitt                  | 3/24/19     | 2 - (4 players) | 2 - (2 players) | 2 - (2 players) | 3 - (2 players) | 1 - (2 players) | 1 - (4 players) | 13 - Rochard    | 7.0 - Rochard |
| Radford               | 3/27/19     | 2 - (2 players) | 1 - (8 players) | 1 - Chavez      | 4 - Nolan       | 1 - (2 players) | 1 - Velazquez   | 6 - Eberle      | 5.0 - Eberle  |
| Louisville            | 3/29/19     | 2 - (2 players) | 1 - (5 players) | 1 - Velazquez   | 2 - Bennett     | 1 - Bennett     | None            | 6 - Eberle      | 7.0 - Eberle  |
| Louisville            | 3/30/19     | 2 - (3 players) | 2 - (2 players) | 1 - (3 players) | 4 - Bennett     | 1 - (2 players) | 1 - Kalt        | 7 - Rochard     | 5.0 - Rochard |
| Louisville            | 3/31/19     | 2 - (3 players) | 3 - Bailey      | 1 - (4 players) | 4 - Nolan       | 1 - (4 players) | 1 - Johnson     | 8 - Rochard     | 6.0 - Rochard |
| Duke                  | 4/6/19      | 2 - (2 players) | 1 - (3 players) | 2 - Bailey      | 1 - (3 players) | None            | None            | 10 - Eberle     | 7.0 - Eberle  |
| Duke                  | 4/6/19      | 3 - Strouth     | 2 - Velazquez   | 1 - Lawter      | 2 - (2 players) | 1 - Nolan       | None            | 7 - Rochard     | 7.0 - Rochard |
| Duke                  | 4/7/19      | 2 - (2 players) | 2 - Nolan       | 1 - (2 players) | 1 - (2 players) | 1 - Nolan       | None            | 5 - Eberle      | 7.0 - Eberle  |
| No. 20/17 JMU         | 4/10/19     | 1 - (2 players) | 1 - Strouth     | 1 - (3 players) | 1 - Strouth     | 1 - Strouth     | 1 - Bailey      | 8 - Eberle      | 7.0 - Eberle  |
| No. 20/17 JMU         | 4/10/19     | 2 - (4 players) | 3 - Bailey      | 1 - (3 players) | 3 - Duff        | 2 - Duff        | None            | 4 - Rochard     | 5.0 - Rochard |
| Virginia              | 4/12/19     | 2 - Strouth     | 3 - Bailey      | 2 - Bailey      | 4 - Strouth     | 1 - (2 players) | 1 - (3 players) | 5 - Eberle      | 5.0 - Eberle  |
| Virginia              | 4/13/19     | 1 - (6 players) | 1 - Bennett     | 1 - Bennett     | 1 - Duff        | None            | None            | 8 - Rochard     | 7.0 - Rochard |
| Virginia              | 4/13/19     | 2 - (2 players) | 2 - Velazquez   | 2 - Nolan       | 3 - Bennett     | 1 - (2 players) | 1 - (3 players) | 5 - Eberle      | 7.0 - Eberle  |
| Charlotte             | 4/17/19     | 2 - (3 players) | 2 - Nolan       | 1 - (4 players) | 3 - Trull       | 1 - (3 players) | 1 - (3 players) | 5 - Rochard     | 7.0 - Rochard |
| Charlotte             | 4/17/19     | 2 - (2 players) | 2 - (2 players) | 1 - Velazquez   | 3 - Bennett     | 1 - (2 players) | 1 - Strouth     | 5 - Eberle      | 5.0 - Eberle  |
| North Carolina        | 4/20/19     | 1 - (3 players) | None            | 1 - Bailey      | None            | None            | None            | 5 - Eberle      | 7.0 - Eberle  |
| North Carolina        | 4/21/19     | 2 - (2 players) | 2 - Trull       | 1 - (4 players) | 2 - Strouth     | 1 - (2 players) | None            | 4 - Rochard     | 7.0 - Rochard |
| North Carolina        | 4/21/19     | 1 - (4 players) | 1 - (4 players) | 1 - (3 players) | 2 - (2 players) | 1 - Lawter      | None            | 3 - Rochard     | 3.2 - Rochard |
| Boston College        | 4/26/19     | 2 - (2 players) | 2 - (3 players) | 3 - Velazquez   | 3 - Velazquez   | None            | 1 - Banks       | 6 - Rochard     | 6.0 - Rochard |
| Boston College        | 4/27/19     | 2 - (5 players) | 2 - (3 players) | 2 - Trull       | 3 - Banks       | 1 - Banks       | None            | 5 - Eberle      | 5.0 - Eberle  |
| Boston College        | 4/28/19     | 2 - (2 players) | 2 - Lawter      | 3 - Banks       | 3 - (2 players) | 1 - (3 players) | 1 - Banks       | 4 - Eberle      | 4.0 - Eberle  |



**GAME-BY-GAME STARTERS**

| <b>Opponent</b>       | <b>Date</b> | <b>P</b> | <b>C</b> | <b>1B</b> | <b>2B</b> | <b>3B</b> | <b>SS</b> | <b>LF</b> | <b>CF</b> | <b>RF</b> | <b>DP</b> |
|-----------------------|-------------|----------|----------|-----------|-----------|-----------|-----------|-----------|-----------|-----------|-----------|
| [RV/RV] Wichita State | 2/8/19      | Eberle   | Duff     | Walton    | Lattin    | Bennett   | Nolan     | Strouth   | Banks     | Davis     | Velazquez |
| Central Michigan      | 2/8/19      | Rochard  | Lawter   | Bailey    | Lattin    | Bennett   | Nolan     | Strouth   | Davis     | Velazquez | Slaw      |
| Purdue                | 2/9/19      | Eberle   | Lawter   | Walton    | Lattin    | Bennett   | Nolan     | Strouth   | Banks     | Velazquez | Slaw      |
| College of Charleston | 2/9/19      | Rochard  | Duff     | Walton    | Bailey    | Bennett   | Nolan     | Strouth   | Trull     | Velazquez | Slaw      |
| Purdue                | 2/10/19     | Rochard  | Duff     | Walton    | Banks     | Bennett   | Nolan     | Strouth   | Trull     | Velazquez | Slaw      |
| Detroit Mercy         | 2/16/19     | Rochard  | Duff     | Walton    | Banks     | Bennett   | Nolan     | Strouth   | Trull     | Velazquez | Slaw      |
| Charleston Southern   | 2/16/19     | Eberle   | Lawter   | Bailey    | Banks     | Bennett   | Nolan     | Strouth   | Trull     | Velazquez | Duff      |
| ETSU                  | 2/17/19     | Eberle   | Lawter   | Bailey    | Banks     | Bennett   | Nolan     | Strouth   | Trull     | Velazquez | Duff      |
| Charleston Southern   | 2/17/19     | Rochard  | Duff     | Bailey    | Banks     | Bennett   | Nolan     | Strouth   | Trull     | Velazquez | Walton    |
| --/[RV] Texas State   | 2/22/19     | Rochard  | Duff     | Walton    | Banks     | Bennett   | Nolan     | Strouth   | Trull     | Velazquez | Slaw      |
| USF                   | 2/22/19     | Eberle   | Lawter   | Bailey    | Banks     | Bennett   | Nolan     | Strouth   | Trull     | Velazquez | Davis     |
| Georgia State         | 2/23/19     | Rochard  | Duff     | Bailey    | Banks     | Bennett   | Nolan     | Strouth   | Trull     | Velazquez | Chavez    |
| --/[RV] Texas State   | 2/23/19     | Eberle   | Lawter   | Bailey    | Banks     | Bennett   | Nolan     | Strouth   | Trull     | Velazquez | Davis     |
| Georgia State         | 2/24/19     | Eberle   | Lawter   | Bailey    | Banks     | Bennett   | Nolan     | Strouth   | Trull     | Velazquez | Davis     |
| Radford               | 2/27/19     | Rochard  | Lawter   | Bailey    | Banks     | Bennett   | Nolan     | Strouth   | Trull     | Velazquez | Davis     |
| No. 8/8 Georgia       | 3/1/19      | Eberle   | Lawter   | Bailey    | Banks     | Bennett   | Nolan     | Strouth   | Trull     | Velazquez | Duff      |
| UAB                   | 3/2/19      | Eberle   | Duff     | Bailey    | Banks     | Bennett   | Nolan     | Strouth   | Trull     | Velazquez | Davis     |
| No. 8/8 Georgia       | 3/2/19      | Rochard  | Lawter   | Bailey    | Banks     | Bennett   | Nolan     | Strouth   | Trull     | Velazquez | Slaw      |
| UAB                   | 3/3/19      | Rochard  | Lawter   | Bailey    | Banks     | Bennett   | Nolan     | Strouth   | Trull     | Velazquez | Slaw      |
| Georgia Tech          | 3/9/19      | Eberle   | Lawter   | Bailey    | Banks     | Bennett   | Nolan     | Strouth   | Trull     | Velazquez | Davis     |
| Georgia Tech          | 3/10/19     | Rochard  | Duff     | Bailey    | Banks     | Bennett   | Nolan     | Strouth   | Trull     | Velazquez | Davis     |
| Georgia Tech          | 3/10/19     | Eberle   | Lawter   | Bailey    | Banks     | Bennett   | Nolan     | Strouth   | Trull     | Velazquez | Walton    |
| NC State              | 3/15/19     | Eberle   | Lawter   | Bailey    | Banks     | Bennett   | Nolan     | Strouth   | Trull     | Velazquez | Walton    |
| NC State              | 3/16/19     | Rochard  | Lawter   | Bailey    | Banks     | Bennett   | Nolan     | Strouth   | Trull     | Velazquez | Duff      |
| NC State              | 3/17/19     | Eberle   | Lawter   | Bailey    | Banks     | Bennett   | Nolan     | Strouth   | Trull     | Velazquez | Duff      |
| Binghamton            | 3/19/19     | Eberle   | Lawter   | Bailey    | Banks     | Bennett   | Nolan     | Strouth   | Trull     | Davis     | Chavez    |
| Binghamton            | 3/19/19     | Rochard  | Duff     | Bailey    | Banks     | Bennett   | Nolan     | Strouth   | Davis     | Velazquez | Chavez    |
| Lipscomb              | 3/20/19     | Rochard  | Lawter   | Bailey    | Banks     | Bennett   | Nolan     | Strouth   | Trull     | Velazquez | Chavez    |
| Pitt                  | 3/23/19     | Rochard  | Lawter   | Bailey    | Banks     | Bennett   | Nolan     | Strouth   | Trull     | Velazquez | Chavez    |
| Pitt                  | 3/23/19     | Eberle   | Lawter   | Bailey    | Banks     | Bennett   | Nolan     | Strouth   | Trull     | Velazquez | Chavez    |
| Pitt                  | 3/24/19     | Rochard  | Lawter   | Bailey    | Banks     | Bennett   | Nolan     | Strouth   | Trull     | Velazquez | Chavez    |
| Radford               | 3/27/19     | Eberle   | Lawter   | Bailey    | Banks     | Bennett   | Nolan     | Strouth   | Trull     | Velazquez | Chavez    |
| Louisville            | 3/29/19     | Eberle   | Lawter   | Slaw      | Bailey    | Bennett   | Nolan     | Strouth   | Trull     | Velazquez | Chavez    |
| Louisville            | 3/30/19     | Rochard  | Lawter   | Slaw      | Bailey    | Bennett   | Nolan     | Strouth   | Trull     | Velazquez | Chavez    |
| Louisville            | 3/31/19     | Rochard  | Lawter   | Slaw      | Bailey    | Bennett   | Nolan     | Strouth   | Trull     | Velazquez | Walton    |
| Duke                  | 4/6/19      | Eberle   | Lawter   | Bailey    | Banks     | Bennett   | Nolan     | Strouth   | Trull     | Velazquez | Chavez    |
| Duke                  | 4/6/19      | Rochard  | Lawter   | Bailey    | Banks     | Bennett   | Nolan     | Strouth   | Trull     | Velazquez | Duff      |
| Duke                  | 4/7/19      | Eberle   | Lawter   | Bailey    | Banks     | Bennett   | Nolan     | Strouth   | Trull     | Velazquez | Slaw      |
| No. 20/17 JMU         | 4/7/19      | Eberle   | Lawter   | Bailey    | Banks     | Bennett   | Nolan     | Strouth   | Trull     | Velazquez | Chavez    |
| No. 20/17 JMU         | 4/7/19      | Rochard  | Duff     | Bailey    | Banks     | Bennett   | Nolan     | Strouth   | Trull     | Velazquez | Slaw      |
| Virginia              | 4/12/19     | Eberle   | Lawter   | Bailey    | Banks     | Bennett   | Nolan     | Strouth   | Trull     | Velazquez | Duff      |
| Virginia              | 4/13/19     | Rochard  | Duff     | Bailey    | Banks     | Bennett   | Nolan     | Strouth   | Trull     | Velazquez | Lawter    |
| Virginia              | 4/13/19     | Eberle   | Lawter   | Bailey    | Banks     | Bennett   | Nolan     | Strouth   | Trull     | Velazquez | Chavez    |
| Charlotte             | 4/17/19     | Rochard  | Duff     | Bailey    | Banks     | Bennett   | Nolan     | Strouth   | Trull     | Velazquez | Chavez    |
| Charlotte             | 4/17/19     | Eberle   | Lawter   | Bailey    | Banks     | Bennett   | Nolan     | Strouth   | Trull     | Velazquez | Chavez    |
| North Carolina        | 4/20/19     | Eberle   | Lawter   | Bailey    | Banks     | Bennett   | Nolan     | Strouth   | Trull     | Velazquez | Chavez    |
| North Carolina        | 4/21/19     | Rochard  | Lawter   | Bailey    | Banks     | Bennett   | Nolan     | Strouth   | Trull     | Velazquez | Slaw      |
| North Carolina        | 4/21/19     | Eberle   | Lawter   | Bailey    | Banks     | Bennett   | Nolan     | Strouth   | Trull     | Velazquez | Duff      |
| Boston College        | 4/26/19     | Rochard  | Lawter   | Bailey    | Banks     | Bennett   | Nolan     | Strouth   | Trull     | Velazquez | Slaw      |
| Boston College        | 4/27/19     | Eberle   | Lawter   | Bailey    | Banks     | Bennett   | Nolan     | Strouth   | Trull     | Velazquez | Slaw      |
| Boston College        | 4/28/19     | Eberle   | Lawter   | Bailey    | Banks     | Bennett   | Nolan     | Strouth   | Trull     | Davis     | Duff      |





## Pete D'AMOUR (Duh-more)

- First season at Virginia Tech
- 3rd as a head coach in Division I
- Led Kennesaw State to its first NCAA Regional appearance
- Went to five super regionals and three Women's CWS at Missouri

### The D'Amour File

#### PERSONAL

BORN: Jan. 7, 1980  
 HOMETOWN: Monrovia, Maryland  
 FAMILY: Wife, Anna  
 COACHING RECORD AT VIRGINIA TECH: 43-8 (1st year)  
 CAREER HEAD COACHING RECORD: 122-45 (.731)

#### EDUCATION

Missouri - Bachelor's Degree in General Studies  
 Missouri - Master's Degree in Sports Psychology  
 JOINED TECH STAFF: May 31, 2018  
 YEARS OF COLLEGIATE HEAD COACHING: 2  
 YEARS OF COLLEGIATE COACHING: 12

#### COACHING HISTORY

2019- Virginia Tech (Head Coach)  
 2017-18 Kennesaw State (Head Coach)  
 2015-16 Missouri (Associate Head Coach)  
 2009-14 Missouri (Assistant Coach)  
 2007-08 Missouri (Volunteer Assistant Coach)

#### PLAYING HISTORY

Played SS and P in men's fastpitch for seven seasons  
 MVP of the 2007 NSA World Series  
 Played baseball at Texas A&M-Corpus Christi & Frostburg State

#### POSTSEASON EXPERIENCE

KSU 2018 (Regional - Tallahassee, Fla.)  
 2017 (NISC Semifinals - Lynchburg, Tenn.)  
 Missouri 2016 (Supers - Ann Arbor, Mich.)  
 2015 (Supers - Los Angeles, Calif.)  
 2014 (Regional - Columbia, Mo.)  
 2013 (Supers - Columbia, Mo.)  
 2012 (Supers - Columbia, Mo.)  
 2011 (WCWS - Oklahoma City, Okla.)  
 2010 (WCWS - Oklahoma City, Okla.)  
 2009 (WCWS - Oklahoma City, Okla.)

Virginia Tech Director of Athletics Whit Babcock announced on May 31, 2018, the hiring of head softball coach Pete D'Amour.

D'Amour joins the Hokies after two seasons as the head coach at Kennesaw State, where he led the Owls to a 79-37 record and two postseason appearances. Before taking over the Kennesaw State program in 2017, he earned a reputation as one of the nation's premier recruiters during his 10-year tenure as assistant coach at the University of Missouri, a perennial NCAA tournament participant.

D'Amour coached Kennesaw State to the 2018 Atlantic Sun Conference regular season and tournament championships en route to the program's first NCAA Regional appearance since transitioning to the Division I level in 2006, as the Owls finished the year with a 39-17 record. In his inaugural year as head coach at Kennesaw State in 2017, he guided the Owls to a 40-20 overall record and a berth in the National Invitational Softball Championship.

Prior to accepting the head coaching job at Kennesaw State, D'Amour spent a decade at Missouri as an assistant coach, serving as associate head coach for his final two seasons in 2015-16. During his tenure in Columbia, the Tigers qualified for the NCAA tournament in each of his 10 seasons on the staff, reaching five NCAA super regionals and earning three consecutive trips to the Women's College World Series from 2009-11.

Kennesaw State went 39-17 and 14-3 in the ASUN this past season and earned a No. 3 seed in the Tallahassee Regional. D'Amour was named ASUN Coach of the Year and seven Owls earned ASUN all-conference accolades, including ASUN Pitcher of the Year Alley Cutting and ASUN Freshman of the Year Patricia Awald. Awald was one of 25 finalists up for NFCA National Freshman of the Year. Kennesaw State entered this year's NCAA tournament ranked No. 34 in the RPI, a program-best, while competing in arguably the best mid-major conference in the country.

In D'Amour's first season at Kennesaw State, the Owls went 40-20, the program's first ever 40-win season, and reached the quarterfinals of the National Invitational Softball Championship. The Owls peaked at No. 47 in the RPI and led the ASUN in all major offensive categories, including batting average (.303), runs scored (302), hits (505), doubles (83), triples (19), home runs (45) and slugging percentage (.456). D'Amour also helped Courtney Sutter and seven other student-athletes earn ASUN postseason accolades.

The Monrovia, Maryland native made a name for himself nationally as a staunch recruiter and a developer of pitchers and catchers in his decade on the coaching staff at Missouri. D'Amour, who called pitches for 11 no-hitters with the Tigers, mentored 11 NCAA Division I All-Americans, two SEC Freshmen of the Year, three conference pitchers of the year, a national earned run average leader and a defensive player of the year. The Tigers won two Big 12 championships in 2009 and 2012 and finished in the top three of the SEC twice thanks in large part to D'Amour's connections in the fertile recruiting grounds of California. In two seasons as associate head coach and recruiting coordinator, D'Amour put together FloSoftball's third-ranked recruiting class in 2017, and the Tigers went to back-to-back super regionals. D'Amour was a part of three coaching staffs that earned NFCA Midwest Staff of the Year honors.

D'Amour earned a bachelor's degree in general studies with an emphasis in business, English and history, and a master's degree in sports psychology from the University of Missouri. He started throwing underhand at the age of four while serving as batboy for his father's fast-pitch team. He played shortstop and pitched men's fast pitch for seven seasons, including three in the ISC Travel League and was the MVP of the NSA World Series in 2007. During his last ASA National Tournament, D'Amour hit .500 (7-for-14) with three home runs. He also played one year of college baseball at Texas A&M-Corpus Christi, where he was an infielder, in addition to a one-year stint at Frostburg State.

#### RECORD vs. OPPONENTS

|                          |     |
|--------------------------|-----|
| Akron                    | 1-0 |
| Auburn                   | 0-3 |
| Austin Peay              | 0-1 |
| Belmont                  | 3-0 |
| Bethune-Cookman          | 1-0 |
| Binghamton               | 2-0 |
| Boston College           | 3-0 |
| Bucknell                 | 2-0 |
| Central Michigan         | 1-0 |
| Charleston Southern      | 2-0 |
| Charlotte                | 2-0 |
| College of Charleston    | 1-0 |
| Dartmouth                | 2-0 |
| DePaul                   | 0-2 |
| Detroit Mercy            | 3-0 |
| Duke                     | 3-0 |
| East Tennessee State     | 2-0 |
| Eastern Illinois         | 1-1 |
| Florida Gulf Coast       | 4-3 |
| Florida A&M              | 1-0 |
| Fort Wayne               | 2-0 |
| Georgia                  | 1-2 |
| Georgia State            | 7-1 |
| Georgia Tech             | 3-3 |
| Hofstra                  | 0-1 |
| Illinois                 | 1-1 |
| IUPUI                    | 1-0 |
| Jacksonville             | 5-2 |
| Jacksonville State       | 1-2 |
| JMU                      | 1-1 |
| Lamar                    | 0-1 |
| Liberty                  | 1-2 |
| Lipscomb                 | 6-0 |
| LIU Brooklyn             | 1-0 |
| Louisville               | 2-1 |
| Marist                   | 2-0 |
| Michigan State           | 2-0 |
| Morehead State           | 2-1 |
| NC State                 | 4-1 |
| North Carolina           | 1-2 |
| Omaha-Nebraska           | 1-0 |
| Niagara                  | 1-0 |
| North Florida            | 5-2 |
| Northern Iowa            | 0-1 |
| Pitt                     | 3-0 |
| Purdue                   | 2-0 |
| Quinnipiac               | 0-1 |
| Radford                  | 4-1 |
| Rutgers                  | 0-2 |
| Samford                  | 1-0 |
| South Carolina State     | 1-0 |
| Southeast Missouri State | 1-0 |
| St. Louis                | 1-0 |
| Stetson                  | 5-1 |
| Tennessee Tech           | 1-0 |
| Texas State              | 1-1 |
| UAB                      | 5-0 |
| UConn                    | 2-0 |
| UNC Greensboro           | 0-1 |
| USC Upstate              | 5-3 |
| USF                      | 0-1 |
| Virginia                 | 3-0 |
| Weber State              | 1-0 |
| Wichita State            | 1-0 |
| WKU                      | 1-0 |





**JADA CRITTENDON** (Jay-duh)

r-Freshman | 5-1  
OF | R/R

Granby HS  
Norfolk, Va.

Major: Architecture

00

**2017-18 ACC Academic Honor Roll**

**AT THE PLATE**

- Has played in 10 games this year.
- Scored a run as a pinch runner at Charlotte (4/17).
- Scored the first run of her career vs. No. 20/17 JMU (4/10).
- Got her first career stolen base against Binghamton (3/19) in game two of the doubleheader.
- In her first at-bat as a Hokie, turned in a hit with a slap through the left side in the first game versus Binghamton (3/19).
- Redshirted last season.
- Two-time all-conference and one-time all-region at Granby.
- Played travel ball for coach Chris Smith and the Orion Hunter 18U.
- Her uncle, Kevin, ran track at North Carolina and was a three-time ACC outdoor champion in the triple jump.

**SEASON/CAREER HIGHS**

Hits 1 vs. Binghamton [1] (3/19/19)  
Runs 1, 2x, last at Charlotte [1] (4/17/19)  
RBIs  
HRs  
Walks  
Stolen Bases 1 vs. Binghamton [2] (3/19/19)  
Hitting Streak

**2019 GAME-BY-GAME STATS**

| Date   | Opponent         | Pos   | AB | R | H | RBI | 2B | 3B | HR | BB | CS | HBP | SAC | SF | GDP | K | PO | A | E | Avg   |
|--------|------------------|-------|----|---|---|-----|----|----|----|----|----|-----|-----|----|-----|---|----|---|---|-------|
| Mar 19 | BINGHAMTON-1     | ph    | 1  | 0 | 0 | 0   | 0  | 0  | 0  | 0  | 0  | 0   | 0   | 0  | 0   | 0 | 0  | 0 | 0 | 1.000 |
| Mar 19 | BINGHAMTON-2     | pr/dh | 1  | 0 | 0 | 0   | 0  | 0  | 0  | 0  | 0  | 0   | 0   | 0  | 0   | 0 | 0  | 0 | 0 | .500  |
| Mar 20 | LIPSCOMB         | pr    | 0  | 0 | 0 | 0   | 0  | 0  | 0  | 0  | 0  | 0   | 0   | 0  | 0   | 0 | 0  | 0 | 0 | .500  |
| Mar 27 | RADFORD          | pr    | 0  | 0 | 0 | 0   | 0  | 0  | 0  | 0  | 0  | 0   | 0   | 0  | 0   | 0 | 0  | 0 | 0 | .500  |
| Mar 30 | LOUISVILLE       | pr    | 0  | 0 | 0 | 0   | 0  | 0  | 0  | 0  | 0  | 0   | 0   | 0  | 0   | 0 | 0  | 0 | 0 | .500  |
| Apr 10 | JMU-2            | pr    | 0  | 1 | 0 | 0   | 0  | 0  | 0  | 0  | 0  | 0   | 0   | 0  | 0   | 0 | 0  | 0 | 0 | .500  |
| Apr 12 | VIRGINIA         | pr    | 0  | 0 | 0 | 0   | 0  | 0  | 0  | 0  | 0  | 0   | 0   | 0  | 0   | 0 | 0  | 0 | 0 | .500  |
| Apr 13 | VIRGINIA-1       | pr    | 0  | 0 | 0 | 0   | 0  | 0  | 0  | 0  | 0  | 0   | 0   | 0  | 0   | 0 | 0  | 0 | 0 | .500  |
| Apr 17 | at Charlotte-1   | pr    | 0  | 1 | 0 | 0   | 0  | 0  | 0  | 0  | 0  | 0   | 0   | 0  | 0   | 0 | 0  | 0 | 0 | .500  |
| Apr 21 | NORTH CAROLINA-1 | pr    | 0  | 0 | 0 | 0   | 0  | 0  | 0  | 0  | 0  | 0   | 0   | 0  | 0   | 0 | 0  | 0 | 0 | .500  |
| Totals |                  | ogs   | 2  | 2 | 1 | 0   | 0  | 0  | 0  | 0  | 0  | 0   | 0   | 0  | 0   | 0 | 0  | 0 | 0 | .500  |



**JAYME BAILEY** (JAY-me)

Freshman | 5-5  
U | R/R

Hurricane HS  
Scott Depot, W.Va.

Major: University Studies

2

**Schutt Sports/NFCA National Freshman of the Year Top 25**

**AT THE PLATE**

- Has played in 48 games and has started at first base in 42 of those games and four at second base.
- Tallied five runs and three hits in the series at BC (4/26-28).
- Posted two hits, one run and walk vs. North Carolina (4/21).
- Scored a run in all three games versus Virginia (4/12-13).
- Went 2 for 2 with three runs scored vs. No. 20/17 JMU (4/10).
- Tallied a double and her first career triple at Duke (4/7).
- Brought in the game-winning run (sac fly) at NC State (3/17).
- Four-year letterwinner at Hurricane High School.
- Four-time WVSSAC AAA state champion.
- Triple crown 16U national champion in Austin, Texas in 2017 with Beverly Bandits.
- PGF 16U Premier national champion in Huntington Beach, California in 2017 with the Beverly Bandits.

**SEASON/CAREER HIGHS**

Hits 3 vs. Lipscomb (3/20/19)  
Runs 3, 3x, last vs. Virginia [1] (4/12/19)  
RBIs 2, 4x, last vs. Radford (3/27/19)  
HRs 1, 6x, last vs. Louisville (3/30/19)  
Walks 2, 4x, last vs. Virginia [1] (4/12/19)  
Stolen Bases 1 vs. No. 20/17 JMU [2] (4/10/19)  
Hitting Streak 11 games (3/10/19 - 3/27/19)

**2019 GAME-BY-GAME STATS**

| Date   | Opponent              | Pos  | AB  | R  | H  | RBI | 2B | 3B | HR | BB | CS | HBP | SAC | SF | GDP | K | PO | A   | E | Avg  |
|--------|-----------------------|------|-----|----|----|-----|----|----|----|----|----|-----|-----|----|-----|---|----|-----|---|------|
| Feb 08 | vs Wichita State      | *1b  | 2   | 0  | 0  | 0   | 0  | 0  | 0  | 0  | 0  | 0   | 0   | 0  | 0   | 0 | 0  | 0   | 0 | .000 |
| Feb 08 | vs Central Michigan   | *1b  | 2   | 0  | 0  | 0   | 0  | 0  | 0  | 0  | 0  | 0   | 0   | 0  | 0   | 0 | 0  | 0   | 0 | .000 |
| Feb 09 | vs Purdue             | *2b  | 1   | 0  | 0  | 0   | 0  | 0  | 0  | 0  | 0  | 0   | 0   | 0  | 0   | 0 | 0  | 0   | 0 | .000 |
| Feb 09 | at Col. of Charleston | *2b  | 2   | 1  | 0  | 0   | 0  | 0  | 0  | 0  | 0  | 0   | 0   | 0  | 0   | 0 | 0  | 0   | 0 | .000 |
| Feb 16 | at Charleston So.     | *1b  | 3   | 0  | 1  | 0   | 0  | 0  | 0  | 0  | 0  | 0   | 0   | 0  | 0   | 0 | 0  | 0   | 0 | .125 |
| Feb 17 | vs ETSU               | *1b  | 3   | 2  | 2  | 1   | 0  | 0  | 0  | 1  | 0  | 0   | 0   | 0  | 0   | 0 | 0  | 0   | 0 | .273 |
| Feb 17 | at Charleston So.     | *1b  | 3   | 2  | 2  | 0   | 0  | 0  | 0  | 1  | 0  | 0   | 0   | 0  | 0   | 0 | 0  | 0   | 0 | .357 |
| Feb 22 | at South Florida      | *1b  | 3   | 0  | 1  | 0   | 0  | 0  | 0  | 0  | 0  | 0   | 0   | 0  | 0   | 0 | 0  | 0   | 0 | .333 |
| Feb 23 | vs Georgia State      | *1b  | 2   | 0  | 1  | 0   | 0  | 0  | 0  | 1  | 0  | 0   | 0   | 0  | 0   | 0 | 0  | 0   | 0 | .368 |
| Feb 23 | vs Texas State        | *1b  | 3   | 1  | 1  | 1   | 0  | 0  | 0  | 0  | 0  | 0   | 0   | 0  | 0   | 0 | 0  | 0   | 0 | .364 |
| Feb 24 | vs Georgia State      | *1b  | 2   | 1  | 0  | 0   | 0  | 0  | 0  | 1  | 0  | 0   | 0   | 0  | 0   | 0 | 0  | 0   | 0 | .364 |
| Feb 27 | at Radford            | *1b  | 0   | 1  | 0  | 0   | 0  | 0  | 0  | 1  | 0  | 0   | 0   | 0  | 0   | 0 | 0  | 0   | 0 | .333 |
| Mar 01 | at Georgia            | *1b  | 4   | 0  | 1  | 0   | 0  | 0  | 0  | 0  | 0  | 0   | 0   | 0  | 0   | 0 | 0  | 0   | 0 | .321 |
| Mar 02 | vs UAB                | *1b  | 3   | 0  | 2  | 0   | 0  | 0  | 0  | 0  | 0  | 0   | 0   | 0  | 0   | 0 | 0  | 0   | 0 | .355 |
| Mar 02 | at Georgia            | *1b  | 2   | 0  | 0  | 0   | 0  | 0  | 0  | 0  | 0  | 0   | 0   | 0  | 0   | 0 | 0  | 0   | 0 | .333 |
| Mar 03 | vs UAB                | *1b  | 3   | 0  | 1  | 0   | 0  | 0  | 0  | 0  | 0  | 0   | 0   | 0  | 0   | 0 | 0  | 0   | 0 | .333 |
| Mar 09 | GEORGIA TECH          | *1b  | 1   | 0  | 0  | 0   | 0  | 0  | 0  | 0  | 0  | 0   | 0   | 0  | 0   | 0 | 0  | 0   | 0 | .324 |
| Mar 10 | GEORGIA TECH-1        | *1b  | 3   | 2  | 1  | 2   | 0  | 0  | 1  | 1  | 0  | 0   | 0   | 0  | 0   | 0 | 0  | 0   | 0 | .325 |
| Mar 10 | GEORGIA TECH-2        | *1b  | 3   | 1  | 2  | 1   | 0  | 0  | 0  | 1  | 0  | 0   | 0   | 0  | 0   | 0 | 0  | 0   | 0 | .348 |
| Mar 15 | at NC State           | *1b  | 3   | 0  | 1  | 0   | 0  | 0  | 0  | 0  | 0  | 0   | 0   | 0  | 0   | 0 | 0  | 0   | 0 | .348 |
| Mar 16 | at NC State           | *1b  | 3   | 1  | 1  | 2   | 0  | 0  | 1  | 0  | 0  | 0   | 0   | 0  | 0   | 0 | 0  | 0   | 0 | .347 |
| Mar 17 | at NC State           | *1b  | 1   | 0  | 0  | 1   | 0  | 0  | 0  | 0  | 0  | 0   | 0   | 0  | 0   | 0 | 0  | 0   | 0 | .340 |
| Mar 19 | BINGHAMTON-1          | *1b  | 1   | 2  | 1  | 0   | 0  | 0  | 0  | 2  | 0  | 0   | 0   | 0  | 0   | 0 | 0  | 0   | 0 | .353 |
| Mar 19 | BINGHAMTON-2          | *1b  | 2   | 0  | 1  | 0   | 0  | 0  | 0  | 0  | 0  | 0   | 0   | 0  | 0   | 0 | 0  | 0   | 0 | .358 |
| Mar 20 | LIPSCOMB              | *1b  | 4   | 1  | 3  | 2   | 0  | 0  | 0  | 0  | 0  | 0   | 0   | 0  | 0   | 0 | 0  | 0   | 0 | .386 |
| Mar 23 | at Pitt-1             | *1b  | 4   | 2  | 1  | 1   | 0  | 0  | 0  | 0  | 0  | 0   | 0   | 0  | 0   | 0 | 0  | 0   | 0 | .393 |
| Mar 23 | at Pitt-2             | *1b  | 4   | 2  | 2  | 0   | 0  | 0  | 0  | 0  | 0  | 0   | 0   | 0  | 0   | 0 | 0  | 0   | 0 | .400 |
| Mar 24 | at Pitt               | *1b  | 2   | 2  | 1  | 0   | 0  | 0  | 0  | 2  | 0  | 0   | 0   | 0  | 0   | 0 | 0  | 0   | 0 | .403 |
| Mar 27 | RADFORD               | *1b  | 1   | 1  | 0  | 0   | 0  | 0  | 0  | 0  | 0  | 0   | 0   | 0  | 0   | 0 | 0  | 0   | 0 | .400 |
| Mar 29 | LOUISVILLE            | *2b  | 4   | 0  | 0  | 0   | 0  | 0  | 0  | 0  | 0  | 0   | 0   | 0  | 0   | 0 | 0  | 0   | 0 | .378 |
| Mar 30 | LOUISVILLE            | *2b  | 3   | 3  | 2  | 1   | 1  | 0  | 0  | 1  | 0  | 0   | 0   | 0  | 0   | 0 | 0  | 0   | 0 | .390 |
| Mar 31 | LOUISVILLE            | *2b  | 3   | 3  | 2  | 0   | 0  | 0  | 0  | 0  | 0  | 0   | 0   | 0  | 0   | 0 | 0  | 0   | 0 | .390 |
| Apr 06 | at Duke-1             | *1b  | 4   | 1  | 2  | 0   | 0  | 0  | 0  | 0  | 0  | 0   | 0   | 0  | 0   | 0 | 0  | 0   | 0 | .395 |
| Apr 06 | at Duke-2             | *1b  | 4   | 1  | 2  | 0   | 0  | 0  | 0  | 0  | 0  | 0   | 0   | 0  | 0   | 0 | 0  | 0   | 0 | .395 |
| Apr 07 | at Duke               | *1b  | 3   | 0  | 2  | 0   | 0  | 0  | 1  | 0  | 0  | 0   | 0   | 0  | 0   | 0 | 0  | 0   | 0 | .404 |
| Apr 10 | JMU-1                 | *1b  | 2   | 3  | 2  | 0   | 0  | 0  | 0  | 0  | 0  | 0   | 0   | 0  | 0   | 0 | 0  | 0   | 0 | .407 |
| Apr 10 | JMU-2                 | *1b  | 2   | 3  | 2  | 0   | 0  | 0  | 0  | 0  | 0  | 0   | 0   | 0  | 0   | 0 | 0  | 0   | 0 | .419 |
| Apr 12 | VIRGINIA              | *1b  | 1   | 3  | 1  | 0   | 0  | 0  | 0  | 2  | 0  | 0   | 0   | 0  | 0   | 0 | 0  | 0   | 0 | .426 |
| Apr 13 | VIRGINIA-1            | *1b  | 3   | 0  | 0  | 0   | 0  | 0  | 0  | 0  | 0  | 0   | 0   | 0  | 0   | 0 | 0  | 0   | 0 | .412 |
| Apr 13 | VIRGINIA-2            | *1b  | 4   | 0  | 1  | 0   | 0  | 0  | 0  | 0  | 0  | 0   | 0   | 0  | 0   | 0 | 0  | 0   | 0 | .406 |
| Apr 17 | at Charlotte-1        | *1b  | 2   | 1  | 1  | 0   | 0  | 0  | 0  | 0  | 0  | 0   | 0   | 0  | 0   | 0 | 0  | 0   | 0 | .408 |
| Apr 17 | at Charlotte-2        | *1b  | 3   | 1  | 2  | 0   | 0  | 0  | 0  | 0  | 0  | 0   | 0   | 0  | 0   | 0 | 0  | 0   | 0 | .415 |
| Apr 20 | NORTH CAROLINA        | *1b  | 2   | 0  | 0  | 0   | 0  | 0  | 0  | 1  | 0  | 0   | 0   | 0  | 0   | 0 | 0  | 0   | 0 | .407 |
| Apr 21 | NORTH CAROLINA-1      | *1b  | 1   | 2  | 0  | 0   | 0  | 0  | 0  | 1  | 0  | 0   | 0   | 0  | 0   | 0 | 0  | 0   | 0 | .414 |
| Apr 21 | NORTH CAROLINA-2      | *1b  | 2   | 0  | 1  | 0   | 0  | 0  | 0  | 1  | 0  | 0   | 0   | 0  | 0   | 0 | 0  | 0   | 0 | .416 |
| Apr 26 | at Boston College     | *1b  | 2   | 2  | 1  | 0   | 0  | 0  | 0  | 0  | 0  | 0   | 0   | 0  | 0   | 0 | 0  | 0   | 0 | .417 |
| Apr 27 | at Boston College     | *1b  | 2   | 2  | 0  | 0   | 0  | 0  | 0  | 0  | 0  | 0   | 0   | 0  | 0   | 0 | 0  | 0   | 0 | .424 |
| Apr 28 | at Boston College     | *1b  | 3   | 1  | 0  | 0   | 0  | 0  | 0  | 1  | 0  | 0   | 0   | 0  | 0   | 0 | 0  | 0   | 0 | .413 |
| Totals |                       | 46gs | 121 | 43 | 50 | 15  | 12 | 1  | 6  | 22 | 1  | 4   | 8   | 2  | 1   | 1 | 8  | 273 | 8 | .341 |







**DANI HUGNEY** (HUGH-gknee)

Junior | 5-4  
IF | R/R

Fairfax Station, Va.  
Robinson Secondary School

Major: Biology

5

**2017-18 ACC Academic Honor Roll**

**AT THE PLATE**

- Has played in eight games.
- Pinch ran at Boston College (4/27) in Game 2 of the series.
- Came in as a pinch hitter at Charlotte (4/17).
- Had an at-bat at Radford (2/27) as a pinch hitter.
- Appeared in one at-bat versus [RV] Texas State (2/22).
- Pinch-hit at Charleston Southern (2/17).
- Singled to right field and scored a run, as well as swiping a base versus Detroit Mercy (2/16).
- Notched one run and one stolen base on the road at College of Charleston (2/9).
- Appeared in four games in 2018.
- Drew two walks and scored two runs against Florida A&M (2/9).
- Came in as a pinch runner at No. 15 Florida State (3/18).
- Went 2 for 2 with doubles and a run scored against Hampton (5/2).

**SEASON HIGHS**

Hits 1 vs. Detroit Mercy (2/16/19)  
Runs 1, 2x, last vs. Detroit Mercy (2/16/19)  
RBIs  
HRs  
Walks  
Stolen Bases 1, 2x, last vs. Detroit Mercy (2/16/19)  
Hitting Streak

**CAREER HIGHS**

Hits 2, 2x, last vs. Hampton (5/2/18)  
Runs 2 vs. Hampton (5/2/18)  
RBIs  
HRs  
Walks 2 vs. Florida A&M (2/9/18)  
Stolen Bases 1, 2x, last vs. Detroit Mercy (2/16/19)  
Hitting Streak

**2019 GAME-BY-GAME STATS**

| Date   | Opponent              | Pos | AB | R | H | RBI | 2B | 3B | HR | BB | SB | CS | HBP | SAC | SF | GDP | K | PO | A | E | Avg |       |
|--------|-----------------------|-----|----|---|---|-----|----|----|----|----|----|----|-----|-----|----|-----|---|----|---|---|-----|-------|
| Feb 09 | at Col. of Charleston | pr  | 0  | 1 | 0 | 0   | 0  | 0  | 0  | 0  | 0  | 0  | 0   | 0   | 0  | 0   | 0 | 0  | 0 | 0 | 0   | .000  |
| Feb 16 | vs Detroit Mercy      | ph  | 1  | 1 | 1 | 0   | 0  | 0  | 0  | 0  | 1  | 0  | 0   | 0   | 0  | 0   | 0 | 0  | 0 | 0 | 0   | 1.000 |
| Feb 17 | at Charleston So.     | ph  | 1  | 0 | 0 | 0   | 0  | 0  | 0  | 0  | 0  | 0  | 0   | 0   | 0  | 0   | 0 | 0  | 0 | 0 | 0   | .500  |
| Feb 22 | vs Texas State        | ph  | 1  | 0 | 0 | 0   | 0  | 0  | 0  | 0  | 0  | 0  | 0   | 0   | 0  | 0   | 1 | 0  | 0 | 0 | 0   | .333  |
| Feb 24 | vs Georgia State      | pr  | 0  | 0 | 0 | 0   | 0  | 0  | 0  | 0  | 0  | 0  | 0   | 0   | 0  | 0   | 0 | 0  | 0 | 0 | 0   | .333  |
| Feb 27 | at Radford            | ph  | 1  | 0 | 0 | 0   | 0  | 0  | 0  | 0  | 0  | 0  | 0   | 0   | 0  | 0   | 0 | 0  | 0 | 0 | 0   | .250  |
| Apr 17 | at Charlotte-2        | ph  | 1  | 0 | 0 | 0   | 0  | 0  | 0  | 0  | 0  | 0  | 0   | 0   | 0  | 0   | 0 | 0  | 0 | 0 | 0   | .200  |
| Apr 27 | at Boston College     | pr  | 0  | 0 | 0 | 0   | 0  | 0  | 0  | 0  | 0  | 0  | 0   | 0   | 0  | 0   | 0 | 0  | 0 | 0 | 0   | .200  |
| Totals |                       | Dgs | 5  | 2 | 1 | 0   | 0  | 0  | 0  | 0  | 2  | 0  | 0   | 0   | 0  | 0   | 1 | 0  | 0 | 0 | 0   | .200  |



**LAUREN DUFF**

Senior | 5-8  
C | R/R

Hickory HS  
Chesapeake, Va.

Major: Criminology/Sociology

6

**2016 ACC Freshman of the Year**  
**2016 NFCA Mid-Atlantic Region third team**

**AT THE PLATE**

- Has played in 28 games, drawing 13 starts at catcher and nine as the designated player.
- Tallied an RBI double at Boston College (4/27).
- Hit back-to-back home runs against No. 20/17 JMU (4/10), marking the third time of her career hitting two HRs in a game.
- Was not on the team last season.
- In 2017, started all 53 games and set career highs with 48 hits, seven home runs and 21 RBIs.
- In 2016, had a remarkable freshman season, becoming Tech's first-ever ACC Freshman of the Year.
- Owned a team-high .347 batting average, slugging percentage of .605 and five homers.

**SEASON HIGHS**

Hits 2, 4x, last vs. No. 20/17 JMU (4/10/19)  
Runs 2, 2x, last vs. No. 20/17 JMU (4/10/19)  
RBIs 3 vs. No. 20/17 JMU (4/10/19)  
HRs 2 vs. No. 20/17 JMU (4/10/19)  
Walks 2 at Charleston Southern (2/17/19)  
Stolen Bases  
Hitting Streak 6 games (2/10/19 – 2/17/19)


**CAREER HIGHS**

Hits 3, 4x, last at Western Carolina (4/25/17)  
Runs 3, 2x, last vs. Virginia (4/30/16)  
RBIs 6 vs. Virginia (4/30/16)  
HRs 2, 3x, last vs. No. 20/17 JMU (4/10/19)  
Walks 3 vs. Pitt (3/13/16)  
Stolen Bases 1, 3x, last vs. Georgia Tech (3/31/17)  
Hitting Streak 20 games (3/9/16 - 4/10/16)

**2019 GAME-BY-GAME STATS**

| Date   | Opponent              | Pos  | AB | R  | H  | RBI | 2B | 3B | HR | BB | SB | CS | HBP | SAC | SF | GDP | K | PO | A   | E | Avg  |      |
|--------|-----------------------|------|----|----|----|-----|----|----|----|----|----|----|-----|-----|----|-----|---|----|-----|---|------|------|
| Feb 08 | vs Wichita State      | *c   | 2  | 0  | 0  | 0   | 0  | 0  | 0  | 0  | 0  | 0  | 0   | 1   | 0  | 0   | 0 | 7  | 0   | 0 | .000 |      |
| Feb 08 | vs Central Michigan   | ph   | 1  | 0  | 0  | 0   | 0  | 0  | 0  | 0  | 0  | 0  | 0   | 0   | 0  | 0   | 0 | 0  | 0   | 0 | .000 |      |
| Feb 09 | vs Purdue             | ph   | 1  | 0  | 0  | 0   | 0  | 0  | 0  | 0  | 0  | 0  | 0   | 0   | 0  | 0   | 0 | 0  | 0   | 0 | .000 |      |
| Feb 09 | at Col. of Charleston | *c   | 3  | 1  | 1  | 0   | 0  | 0  | 0  | 0  | 0  | 0  | 0   | 0   | 0  | 0   | 0 | 0  | 0   | 0 | .143 |      |
| Feb 10 | vs Purdue             | *c   | 4  | 0  | 2  | 0   | 1  | 0  | 0  | 0  | 0  | 0  | 0   | 0   | 0  | 0   | 0 | 0  | 0   | 0 | .273 |      |
| Feb 16 | vs Detroit Mercy      | *c   | 4  | 2  | 2  | 1   | 1  | 0  | 0  | 0  | 0  | 0  | 0   | 0   | 0  | 0   | 0 | 0  | 0   | 0 | .333 |      |
| Feb 16 | at Charleston So.     | *dh  | 4  | 1  | 2  | 1   | 1  | 0  | 0  | 0  | 0  | 0  | 0   | 0   | 0  | 0   | 0 | 0  | 0   | 0 | .368 |      |
| Feb 17 | vs ETSU               | *dh  | 3  | 0  | 1  | 1   | 0  | 0  | 0  | 0  | 0  | 0  | 0   | 0   | 0  | 0   | 0 | 1  | 0   | 0 | .364 |      |
| Feb 17 | at Charleston So.     | *c   | 2  | 1  | 1  | 1   | 1  | 0  | 0  | 2  | 0  | 0  | 0   | 0   | 0  | 0   | 0 | 0  | 0   | 0 | .375 |      |
| Feb 22 | vs Texas State        | *c   | 4  | 0  | 0  | 0   | 0  | 0  | 0  | 0  | 0  | 0  | 0   | 0   | 0  | 0   | 0 | 0  | 0   | 0 | .346 |      |
| Feb 23 | vs Georgia State      | *c   | 4  | 0  | 1  | 0   | 0  | 0  | 0  | 0  | 0  | 0  | 0   | 0   | 0  | 0   | 0 | 0  | 0   | 0 | .333 |      |
| Feb 24 | vs Georgia State      | *c   | 1  | 0  | 1  | 1   | 0  | 0  | 0  | 0  | 0  | 0  | 0   | 0   | 0  | 0   | 0 | 0  | 0   | 0 | .355 |      |
| Mar 01 | at Georgia            | *dh  | 2  | 0  | 0  | 0   | 0  | 0  | 0  | 0  | 0  | 0  | 0   | 0   | 0  | 0   | 0 | 2  | 0   | 0 | .333 |      |
| Mar 02 | vs UAB                | *c   | 3  | 0  | 0  | 0   | 0  | 0  | 0  | 0  | 0  | 0  | 0   | 0   | 0  | 0   | 0 | 0  | 0   | 0 | .306 |      |
| Mar 10 | GEORGIA TECH-1        | *c   | 2  | 0  | 1  | 0   | 0  | 0  | 0  | 1  | 0  | 0  | 0   | 0   | 0  | 0   | 0 | 0  | 0   | 0 | .317 |      |
| Mar 16 | at NC State           | *dh  | 3  | 0  | 1  | 0   | 0  | 0  | 0  | 0  | 0  | 0  | 0   | 0   | 0  | 0   | 0 | 0  | 0   | 0 | .317 |      |
| Mar 17 | at NC State           | *dh  | 3  | 0  | 0  | 0   | 0  | 0  | 0  | 0  | 0  | 0  | 0   | 0   | 0  | 0   | 0 | 1  | 0   | 0 | .295 |      |
| Mar 19 | BINGHAMTON-2          | *c   | 2  | 1  | 1  | 0   | 0  | 0  | 0  | 1  | 0  | 0  | 0   | 0   | 0  | 0   | 0 | 0  | 0   | 0 | .304 |      |
| Mar 24 | at Pitt               | ph   | 2  | 1  | 0  | 0   | 0  | 0  | 0  | 0  | 0  | 0  | 0   | 0   | 0  | 0   | 0 | 0  | 0   | 0 | .298 |      |
| Apr 06 | at Duke-2             | *dh  | 3  | 0  | 0  | 0   | 0  | 0  | 0  | 0  | 0  | 0  | 0   | 0   | 0  | 0   | 0 | 0  | 0   | 0 | .280 |      |
| Apr 10 | JMU-2                 | *c   | 3  | 2  | 2  | 3   | 0  | 0  | 0  | 0  | 0  | 0  | 0   | 0   | 0  | 0   | 0 | 0  | 0   | 0 | .372 |      |
| Apr 12 | VIRGINIA-1            | *dh  | 2  | 0  | 0  | 0   | 0  | 0  | 0  | 1  | 0  | 0  | 0   | 0   | 0  | 0   | 0 | 0  | 0   | 0 | .291 |      |
| Apr 13 | VIRGINIA-1            | *c   | 2  | 0  | 1  | 1   | 0  | 0  | 0  | 0  | 0  | 0  | 0   | 0   | 0  | 0   | 0 | 0  | 0   | 0 | .298 |      |
| Apr 17 | at Charlotte-1        | *c   | 4  | 1  | 1  | 0   | 0  | 0  | 0  | 0  | 0  | 0  | 0   | 0   | 0  | 0   | 0 | 0  | 0   | 0 | .295 |      |
| Apr 20 | NORTH CAROLINA        | ph   | 1  | 0  | 0  | 0   | 0  | 0  | 0  | 0  | 0  | 0  | 0   | 0   | 0  | 0   | 0 | 1  | 0   | 0 | .290 |      |
| Apr 21 | NORTH CAROLINA-2      | *dh  | 3  | 0  | 1  | 2   | 1  | 0  | 0  | 0  | 0  | 0  | 0   | 0   | 0  | 0   | 0 | 0  | 0   | 0 | .292 |      |
| Apr 27 | at Boston College     | ph   | 1  | 1  | 1  | 0   | 1  | 0  | 0  | 0  | 0  | 0  | 0   | 0   | 0  | 0   | 0 | 0  | 0   | 0 | .303 |      |
| Apr 28 | at Boston College     | *dh  | 4  | 0  | 0  | 0   | 0  | 0  | 0  | 0  | 0  | 0  | 0   | 0   | 0  | 0   | 0 | 1  | 0   | 0 | .288 |      |
| Totals |                       | 22gs | 70 | 10 | 20 | 12  | 6  | 0  | 3  | 5  | 0  | 0  | 0   | 2   | 0  | 0   | 1 | 8  | 100 | 5 | 1    | .286 |





**KEARA NAPOLI** (KEER-UH)

Sophomore | 5-6  
P | R/R

Cambridge HS/Georgia  
Alpharetta, Ga.

Masters: Marketing

7

**2018 SEC Academic Honor Roll**

**IN THE CIRCLE**

- Has pitched in four games.
- Came in the final inning versus Binghamton (3/19), allowing two hits and earning her first strikeout of the season to preserve the shutout win.
- Pitched in one inning against UAB (3/2).
- Came in the final inning at Radford (2/27), getting three outs and allowing only one hit to preserve the shutout.
- Debut as a Hokie came in the seventh inning vs. Purdue (2/9).
- Pitched in 8.1 innings in Athens, fanning three batters and only allowing two earned runs.
- Led Cambridge High School to a 102-19 record with a career 1.04 ERA and 908 strikeouts.
- Guided the Bears to a GHSA state championship in 2016. Georgia's Gatorade Player of the Year.
- Won the Atlanta Journal Constitution (AJC) Player of the Year.
- Played on the 2016 USA Elite Select All-America Team.
- Played travel ball with the Ohana Tigers and Atlanta Vipers.
- Father, Joseph, was a body builder.
- Mother, Kerrie, competes in CrossFit Games and is currently ranked No. 43 in the world.

**SEASON HIGHS**

Innings (High) 1.0, 2x, last vs. Binghamton [1] (3/19/19)  
 Strikeouts (High) 1 vs. Binghamton [1] (3/19/19)  
 Hits (Low) (Min. 1 IP) 1 at Radford (2/27/19)  
 Runs (Low) (Min. 1 IP) 0, 2x, last vs. Binghamton [1] (3/19/19)  
 Earned Runs (Low) (Min. 1 IP) 0, 2x, last vs. BING [1] (3/19/19)  
 Walks (Low) (Min. 1 IP) 0, 2x, last vs. Binghamton [1] (3/19/19)  
 Number of Pitches (High) 19 vs. Binghamton [1] (3/19/19)

**CAREER HIGHS**

Innings (High) 2.0 at Kentucky (4/21/18)  
 Strikeouts (High) 2 vs. Alabama (4/29/18)  
 Hits (Low) (Min. 1 IP) 0 at USC Upstate (4/18/18)  
 Runs (Low) (Min. 1 IP) 0, 6x, last vs. Binghamton [1] (3/19/19)  
 Earned Runs (Low) (Min. 1 IP) 0, 6x, last vs. BING [1] (3/19/19)  
 Walks (Low) (Min. 1 IP) 0, 6x, last vs. Binghamton [1] (3/19/19)  
 Number of Pitches (High): 27 at Northwestern (5/19/18)

**2019 GAME-BY-GAME STATS**

| Date   | Opponent     | GS  | IP  | H | R | ER | BB | SO | 2B | 3B | HR | WP | BK | HBP | IBB | Score | W-L | Sv | ERA    | NP |
|--------|--------------|-----|-----|---|---|----|----|----|----|----|----|----|----|-----|-----|-------|-----|----|--------|----|
| Feb 09 | vs Purdue    | 0.0 | 0   | 0 | 3 | 2  | 3  | 0  | 0  | 0  | 0  | 0  | 0  | 0   | 0   | 7-5   | 0-0 | 0  | 999.00 | 13 |
| Feb 27 | at Radford   | 1.0 | 1   | 0 | 0 | 0  | 0  | 0  | 0  | 0  | 0  | 0  | 0  | 0   | 0   | 10-0  | 0-0 | 0  | 14.00  | 10 |
| Mar 02 | vs UAB       | 0.2 | 0   | 0 | 0 | 0  | 0  | 0  | 0  | 0  | 0  | 0  | 0  | 0   | 0   | 8-6   | 0-0 | 0  | 25.20  | 17 |
| Mar 19 | BINGHAMTON-1 | 1.0 | 2   | 0 | 0 | 0  | 0  | 0  | 0  | 0  | 0  | 0  | 0  | 0   | 0   | 12-0  | 0-0 | 0  | 15.75  | 19 |
| Totals |              | 0   | 2.2 | 0 | 3 | 2  | 3  | 0  | 0  | 0  | 0  | 0  | 0  | 0   | 0   | 37-11 | 0-0 | 0  | 15.75  | 59 |



**KELSEY BENNETT**

Freshman | 5-5  
IF | R/R

Buford HS  
Jefferson, Ga.

Major: University Studies

8

**Schutt Sports/NFCA National Freshman of the Year Top 25  
2x ACC Co-Player of the Week (3/5/19) & (4/2/19)**

**AT THE PLATE**

- Has started all 51 games at third base.
- Had two two-hit games at Boston College (4/26-27).
- Totaled two home runs during the Charlotte doubleheader (4/17), breaking the freshman home run record for a season.
- Tied a career-high three hits, scored a career-best three runs and racked up her most RBIs in game with four against [RV] Texas State (2/23), hitting back-to-back home runs.
- In her college debut, started it off with a bang, recording two doubles, two RBIs and one run against [RV] Wichita State (2/8).
- Three-time GHSA state champion at Buford High School.
- 2018 GHSA AAAAA Player of the Year.
- Brother, Connor, plays in the Cincinnati Reds organization.


**SEASON/CAREER HIGHS**

Hits 3, 2x, last vs. [RV] Texas State (2/23/19)  
 Runs 3, 2x, last at Pitt [1] (3/23/19)  
 RBIs 4, 2x, last vs. Louisville (3/30/19)  
 HRs 2 vs. [RV] Texas State (2/23/19)  
 Walks 3 at Pitt (3/23/19)  
 Stolen Bases 1 vs. Purdue (2/10/19)  
 Hitting Streak 8 games (3/20/19 - 3/31/19)

**2019 GAME-BY-GAME STATS**

| Date   | Opponent              | Pos | AB | R | H | RBI | 2B | 3B | HR | BB | SB | CS | HBP | SAC | SF | GDP | K | PO | A | E | Avg   |
|--------|-----------------------|-----|----|---|---|-----|----|----|----|----|----|----|-----|-----|----|-----|---|----|---|---|-------|
| Feb 08 | vs Wichita State      | *3b | 3  | 1 | 2 | 2   | 2  | 0  | 0  | 0  | 0  | 0  | 0   | 0   | 0  | 0   | 0 | 1  | 1 | 0 | 0.667 |
| Feb 08 | vs Central Michigan   | *3b | 2  | 0 | 1 | 1   | 0  | 0  | 0  | 0  | 0  | 0  | 0   | 0   | 0  | 0   | 0 | 1  | 0 | 0 | 0.500 |
| Feb 22 | vs Purdue             | *3b | 4  | 0 | 3 | 0   | 1  | 0  | 0  | 0  | 0  | 0  | 0   | 0   | 0  | 0   | 0 | 1  | 1 | 0 | 0.636 |
| Feb 09 | at Col. of Charleston | *3b | 2  | 1 | 1 | 0   | 0  | 0  | 0  | 1  | 0  | 0  | 0   | 0   | 0  | 0   | 0 | 0  | 0 | 0 | 0.571 |
| Feb 10 | vs Purdue             | *3b | 3  | 0 | 1 | 0   | 0  | 0  | 0  | 1  | 1  | 0  | 0   | 0   | 0  | 0   | 0 | 1  | 0 | 0 | 0.500 |
| Feb 16 | vs Detroit Mercy      | *3b | 4  | 0 | 0 | 0   | 0  | 0  | 0  | 0  | 0  | 0  | 0   | 0   | 0  | 0   | 0 | 0  | 0 | 0 | 0.400 |
| Feb 16 | at Charleston So.     | *3b | 4  | 0 | 0 | 0   | 0  | 0  | 0  | 0  | 0  | 0  | 0   | 0   | 0  | 0   | 0 | 0  | 0 | 0 | 0.360 |
| Feb 17 | vs ETSU               | *3b | 2  | 0 | 0 | 0   | 0  | 0  | 0  | 1  | 0  | 0  | 0   | 0   | 0  | 0   | 0 | 0  | 0 | 0 | 0.364 |
| Feb 17 | at Charleston So.     | *3b | 3  | 0 | 1 | 1   | 0  | 0  | 0  | 1  | 0  | 0  | 0   | 0   | 0  | 0   | 0 | 1  | 0 | 0 | 0.360 |
| Feb 23 | vs Texas State        | *3b | 3  | 2 | 1 | 1   | 0  | 0  | 0  | 0  | 0  | 0  | 0   | 0   | 0  | 0   | 0 | 0  | 0 | 0 | 0.407 |
| Feb 22 | at South Florida      | *3b | 2  | 0 | 0 | 0   | 0  | 0  | 0  | 1  | 0  | 0  | 0   | 0   | 0  | 0   | 0 | 0  | 0 | 0 | 0.379 |
| Feb 23 | vs Georgia State      | *3b | 4  | 0 | 0 | 2   | 1  | 0  | 0  | 0  | 0  | 0  | 0   | 0   | 0  | 0   | 0 | 0  | 1 | 0 | 0.394 |
| Feb 23 | vs Texas State        | *3b | 3  | 3 | 3 | 4   | 0  | 0  | 2  | 0  | 0  | 0  | 0   | 0   | 0  | 0   | 1 | 0  | 0 | 0 | 0.444 |
| Feb 24 | vs Georgia State      | *3b | 3  | 0 | 0 | 0   | 0  | 0  | 0  | 0  | 0  | 0  | 0   | 0   | 0  | 0   | 0 | 0  | 0 | 0 | 0.436 |
| Feb 27 | at Radford            | *3b | 3  | 1 | 1 | 1   | 0  | 0  | 1  | 0  | 0  | 0  | 0   | 0   | 0  | 0   | 0 | 0  | 0 | 0 | 0.429 |
| Mar 01 | at Georgia            | *3b | 1  | 2 | 1 | 2   | 0  | 0  | 1  | 2  | 0  | 0  | 1   | 0   | 0  | 0   | 0 | 0  | 0 | 0 | 0.442 |
| Mar 02 | vs UAB                | *3b | 3  | 1 | 1 | 0   | 0  | 0  | 0  | 1  | 0  | 0  | 0   | 0   | 0  | 0   | 0 | 1  | 3 | 2 | 0.435 |
| Mar 02 | at Georgia            | *3b | 2  | 0 | 0 | 0   | 0  | 0  | 0  | 0  | 0  | 0  | 0   | 0   | 0  | 0   | 0 | 0  | 0 | 0 | 0.417 |
| Mar 03 | vs UAB                | *3b | 3  | 1 | 2 | 1   | 0  | 0  | 1  | 0  | 0  | 0  | 0   | 0   | 0  | 0   | 0 | 1  | 1 | 0 | 0.431 |
| Mar 09 | GEORGIA TECH          | *3b | 3  | 0 | 0 | 0   | 0  | 0  | 0  | 1  | 0  | 0  | 0   | 0   | 0  | 0   | 0 | 0  | 1 | 2 | 0.434 |
| Mar 10 | GEORGIA TECH-1        | *3b | 5  | 0 | 0 | 0   | 0  | 0  | 0  | 1  | 0  | 0  | 0   | 0   | 0  | 0   | 0 | 0  | 0 | 0 | 0.411 |
| Mar 10 | GEORGIA TECH-2        | *3b | 3  | 1 | 1 | 0   | 0  | 0  | 0  | 0  | 0  | 0  | 0   | 0   | 0  | 0   | 0 | 0  | 0 | 0 | 0.403 |
| Mar 15 | at NC State           | *3b | 3  | 0 | 1 | 0   | 0  | 0  | 0  | 0  | 0  | 0  | 0   | 0   | 0  | 0   | 0 | 0  | 0 | 0 | 0.407 |
| Mar 16 | at NC State           | *3b | 3  | 1 | 2 | 3   | 1  | 0  | 0  | 0  | 0  | 0  | 0   | 0   | 0  | 0   | 0 | 0  | 0 | 0 | 0.418 |
| Mar 17 | at NC State           | *3b | 2  | 2 | 1 | 1   | 0  | 0  | 1  | 0  | 0  | 0  | 0   | 0   | 0  | 0   | 0 | 0  | 1 | 0 | 0.418 |
| Mar 19 | BINGHAMTON-1          | *3b | 2  | 2 | 1 | 0   | 0  | 0  | 0  | 0  | 0  | 0  | 0   | 0   | 0  | 0   | 0 | 0  | 0 | 0 | 0.406 |
| Mar 19 | BINGHAMTON-2          | *3b | 1  | 0 | 0 | 0   | 0  | 0  | 0  | 0  | 0  | 0  | 0   | 0   | 0  | 0   | 0 | 0  | 0 | 0 | 0.388 |
| Mar 20 | LIPSCOMB              | *3b | 4  | 0 | 0 | 0   | 0  | 0  | 0  | 0  | 0  | 0  | 0   | 0   | 0  | 0   | 0 | 0  | 0 | 0 | 0.382 |
| Mar 23 | at Pitt-1             | *3b | 1  | 3 | 1 | 1   | 0  | 0  | 1  | 3  | 0  | 0  | 0   | 0   | 0  | 0   | 0 | 0  | 0 | 0 | 0.390 |
| Mar 23 | at Pitt-2             | *3b | 4  | 1 | 1 | 3   | 0  | 0  | 1  | 0  | 0  | 0  | 0   | 0   | 0  | 0   | 0 | 2  | 0 | 0 | 0.383 |
| Mar 24 | at Pitt               | *3b | 3  | 1 | 1 | 1   | 0  | 0  | 0  | 0  | 0  | 0  | 0   | 0   | 0  | 0   | 0 | 0  | 0 | 0 | 0.400 |
| Mar 27 | RADFORD               | *3b | 1  | 1 | 1 | 0   | 0  | 0  | 0  | 0  | 0  | 0  | 0   | 0   | 0  | 0   | 0 | 0  | 0 | 0 | 0.400 |
| Mar 29 | LOUISVILLE            | *3b | 4  | 1 | 2 | 2   | 0  | 0  | 1  | 0  | 0  | 0  | 0   | 0   | 0  | 0   | 0 | 0  | 0 | 0 | 0.404 |
| Mar 30 | LOUISVILLE            | *3b | 3  | 1 | 2 | 4   | 0  | 0  | 0  | 1  | 0  | 0  | 0   | 0   | 0  | 0   | 0 | 0  | 0 | 0 | 0.413 |
| Mar 31 | LOUISVILLE            | *3b | 3  | 0 | 0 | 0   | 0  | 0  | 0  | 0  | 0  | 0  | 0   | 0   | 0  | 0   | 0 | 0  | 0 | 0 | 0.415 |
| Apr 06 | at Duke-1             | *3b | 2  | 0 | 0 | 0   | 0  | 0  | 0  | 1  | 0  | 0  | 0   | 0   | 0  | 0   | 0 | 0  | 0 | 0 | 0.406 |
| Apr 06 | at Duke-2             | *3b | 3  | 0 | 1 | 2   | 0  | 0  | 0  | 0  | 0  | 0  | 0   | 0   | 0  | 0   | 1 | 0  | 1 | 1 | 0.404 |
| Apr 13 | VIRGINIA-1            | *3b | 1  | 1 | 0 | 0   | 0  | 0  | 0  | 0  | 0  | 0  | 0   | 0   | 0  | 0   | 0 | 0  | 0 | 0 | 0.393 |
| Apr 10 | JMU-1                 | *3b | 2  | 0 | 0 | 0   | 0  | 0  | 0  | 1  | 0  | 0  | 0   | 0   | 0  | 0   | 0 | 0  | 0 | 0 | 0.385 |
| Apr 10 | JMU-2                 | *3b | 3  | 0 | 1 | 1   | 0  | 0  | 0  | 0  | 0  | 0  | 0   | 0   | 0  | 0   | 0 | 0  | 1 | 1 | 0.383 |
| Apr 12 | VIRGINIA              | *3b | 1  | 2 | 0 | 1   | 0  | 0  | 0  | 0  | 0  | 0  | 0   | 0   | 0  | 0   | 0 | 0  | 0 | 0 | 0.391 |
| Apr 13 | VIRGINIA-1            | *3b | 2  | 0 | 0 | 0   | 0  | 0  | 0  | 1  | 0  | 0  | 0   | 0   | 0  | 0   | 0 | 0  | 0 | 0 | 0.383 |
| Apr 13 | VIRGINIA-2            | *3b | 3  | 0 | 2 | 3   | 1  | 1  | 0  | 0  | 0  | 0  | 0   | 0   | 0  | 0   | 0 | 0  | 0 | 0 | 0.400 |
| Apr 17 | at Charlotte-1        | *3b | 4  | 1 | 2 | 2   | 0  | 0  | 1  | 0  | 0  | 0  | 0   | 0   | 0  | 0   | 0 | 0  | 0 | 0 | 0.403 |
| Apr 17 | at Charlotte-2        | *3b | 3  | 0 | 0 | 0   | 0  | 0  | 0  | 0  | 0  | 0  | 0   | 0   | 0  | 0   | 0 | 0  | 0 | 0 | 0.410 |
| Apr 20 | NORTH CAROLINA        | *3b | 3  | 0 | 0 | 0   | 0  | 0  | 0  | 0  | 0  | 0  | 0   | 0   | 0  | 0   | 0 | 0  | 0 | 0 | 0.400 |
| Apr 21 | NORTH CAROLINA-1      | *3b | 3  | 0 | 1 | 1   | 0  | 0  | 0  | 0  | 0  | 0  | 0   | 0   | 0  | 0   | 0 | 0  | 0 | 0 | 0.398 |
| Apr 21 | NORTH CAROLINA-2      | *3b | 3  | 0 | 0 | 0   | 0  | 0  | 0  | 0  | 0  | 0  | 0   | 0   | 0  | 0   | 0 | 0  | 0 | 0 | 0.388 |
| Apr 26 | at Boston College     | *3b | 3  | 0 | 0 | 0   | 0  | 0  | 0  | 0  | 0  | 0  | 0   | 0   | 0  | 0   | 1 | 0  | 0 | 0 | 0.383 |
| Apr 27 | at Boston College     | *3b | 3  | 1 | 2 | 2   | 0  | 0  | 0  | 0  | 0  | 0  | 0   | 0   | 0  | 0   | 0 | 0  | 1 | 3 | 0.390 |
| Apr 28 | at Boston College     | *3b | 4  | 1 | 2 | 0   | 1  | 0  | 0  | 0  |    |    |     |     |    |     |   |    |   |   |       |





**AL VELAZQUEZ** (Vuh-LAZ-kez)

Sophomore | 5-5  
OF | L/L

Chanhassen/Minnesota  
Aurora, Colo.

Major: Criminology

9

**AT THE PLATE**

- Has started 49 games on the season, drawing 48 in right field and one as the designated player.
- Racked up three RBIs in Game 1 of the series at BC (4/26).
- Tallied a career-high four RBIs vs. Georgia Tech (3/10).
- Had a triple and two RBIs at No. 8 Georgia (3/1).
- Appeared in 22 games (8 starts) at Minnesota last year.
- A part of the 2018 Big Ten Tournament champions.

**SEASON HIGHS**

Hits 3 at College of Charleston (2/9/19)  
Runs 3, 2x, last at NC State (3/16/19)  
RBIs 4 vs. Georgia Tech (3/10/19)  
HRs 1, 3x, last vs. Louisville (3/31/19)  
Walks 3 at Boston College (4/26/19)  
Stolen Bases 1, 6x, last at Charlotte (4/17/19)  
Hitting Streak 9 games (2/24/19 – 3/10/19)

**CAREER HIGHS**

Hits 3 at College of Charleston (2/9/19)  
Runs 3, 2x, last at NC State (3/16/19)  
RBIs 4 at Georgia Tech (3/10/19)  
HRs 1, 3x, last vs. Louisville (3/31/19)  
Walks 3 at Boston College (4/26/19)  
Stolen Bases 1, 6x, last at Charlotte (4/17/19)  
Hitting Streak 9 games (2/24/19 – 3/10/19)

**2019 GAME-BY-GAME STATS**

| Date   | Opponent              | Pos | AB   | R   | H  | RBI | 2B | 3B | HR | BB | SB | CS | HBP | SAC | SF | GDP | K | PO | A  | E | Avg |     |
|--------|-----------------------|-----|------|-----|----|-----|----|----|----|----|----|----|-----|-----|----|-----|---|----|----|---|-----|-----|
| Feb 08 | vs Wichita State      | *of | 4    | 1   | 1  | 0   | 0  | 0  | 0  | 0  | 0  | 0  | 0   | 0   | 0  | 0   | 0 | 0  | 0  | 0 | 250 |     |
| Feb 08 | vs Central Michigan   | *of | 4    | 1   | 2  | 0   | 0  | 0  | 0  | 0  | 0  | 0  | 0   | 0   | 0  | 0   | 0 | 0  | 0  | 0 | 375 |     |
| Feb 09 | vs Purdue             | *of | 1    | 1   | 1  | 0   | 0  | 0  | 0  | 2  | 0  | 0  | 0   | 0   | 0  | 0   | 0 | 1  | 0  | 0 | 444 |     |
| Feb 09 | at Col. of Charleston | *of | 4    | 2   | 3  | 3   | 0  | 0  | 0  | 0  | 0  | 0  | 0   | 0   | 0  | 0   | 0 | 0  | 0  | 0 | 538 |     |
| Feb 10 | vs Purdue             | *of | 3    | 3   | 2  | 0   | 0  | 0  | 0  | 0  | 0  | 0  | 0   | 0   | 0  | 0   | 0 | 0  | 0  | 1 | 562 |     |
| Feb 16 | vs Detroit Mercy      | *of | 2    | 1   | 1  | 0   | 0  | 0  | 0  | 1  | 0  | 0  | 0   | 0   | 0  | 0   | 0 | 0  | 0  | 0 | 556 |     |
| Feb 16 | at Charleston So.     | *of | 3    | 0   | 1  | 0   | 0  | 0  | 0  | 1  | 0  | 0  | 0   | 0   | 0  | 0   | 0 | 0  | 0  | 0 | 524 |     |
| Feb 17 | vs ETSU               | *of | 4    | 1   | 1  | 0   | 1  | 0  | 0  | 1  | 0  | 0  | 0   | 0   | 0  | 0   | 0 | 0  | 0  | 0 | 468 |     |
| Feb 17 | at Charleston So.     | *of | 5    | 1   | 2  | 0   | 1  | 0  | 0  | 0  | 0  | 0  | 0   | 0   | 0  | 0   | 0 | 0  | 0  | 0 | 467 |     |
| Feb 22 | vs Texas State        | *of | 2    | 1   | 1  | 0   | 0  | 0  | 0  | 0  | 0  | 0  | 0   | 0   | 0  | 0   | 0 | 0  | 1  | 0 | 469 |     |
| Feb 22 | at South Florida      | *of | 3    | 0   | 0  | 0   | 0  | 0  | 0  | 1  | 0  | 0  | 0   | 0   | 0  | 0   | 0 | 2  | 0  | 0 | 429 |     |
| Feb 23 | vs Georgia State      | *of | 4    | 1   | 1  | 0   | 0  | 0  | 0  | 0  | 0  | 0  | 0   | 0   | 0  | 0   | 0 | 0  | 0  | 0 | 410 |     |
| Feb 23 | vs Texas State        | *of | 4    | 0   | 0  | 1   | 0  | 0  | 0  | 0  | 0  | 0  | 0   | 0   | 0  | 0   | 0 | 0  | 0  | 0 | 372 |     |
| Feb 24 | vs Georgia State      | *of | 4    | 0   | 2  | 0   | 0  | 0  | 0  | 0  | 0  | 0  | 0   | 0   | 0  | 0   | 1 | 0  | 0  | 0 | 383 |     |
| Feb 27 | at Radford            | *of | 2    | 1   | 2  | 0   | 0  | 0  | 0  | 0  | 0  | 0  | 0   | 0   | 0  | 0   | 0 | 0  | 0  | 0 | 386 |     |
| Mar 01 | at Georgia            | *of | 4    | 2   | 2  | 1   | 0  | 1  | 0  | 0  | 0  | 0  | 0   | 0   | 0  | 0   | 1 | 1  | 0  | 1 | 386 |     |
| Mar 02 | vs UAB                | *of | 5    | 0   | 1  | 1   | 0  | 0  | 0  | 0  | 0  | 0  | 0   | 0   | 0  | 0   | 0 | 1  | 1  | 0 | 379 |     |
| Mar 02 | at Georgia            | *of | 2    | 0   | 1  | 0   | 1  | 0  | 0  | 0  | 0  | 0  | 0   | 0   | 0  | 0   | 0 | 0  | 0  | 0 | 383 |     |
| Mar 03 | vs UAB                | *of | 3    | 0   | 1  | 0   | 0  | 0  | 0  | 0  | 0  | 0  | 0   | 0   | 0  | 0   | 0 | 1  | 0  | 2 | 381 |     |
| Mar 09 | GEORGIA TECH          | *of | 3    | 1   | 1  | 0   | 0  | 0  | 0  | 0  | 0  | 0  | 0   | 0   | 0  | 0   | 0 | 0  | 0  | 0 | 379 |     |
| Mar 10 | GEORGIA TECH-1        | *of | 4    | 1   | 2  | 4   | 0  | 0  | 1  | 0  | 1  | 0  | 0   | 0   | 0  | 0   | 0 | 0  | 0  | 0 | 386 |     |
| Mar 10 | GEORGIA TECH-2        | *of | 4    | 1   | 2  | 0   | 0  | 0  | 0  | 0  | 0  | 0  | 0   | 0   | 0  | 0   | 0 | 0  | 1  | 0 | 376 |     |
| Mar 15 | at NC State           | *of | 3    | 0   | 0  | 0   | 0  | 0  | 0  | 0  | 0  | 0  | 0   | 0   | 0  | 0   | 0 | 0  | 0  | 0 | 368 |     |
| Mar 16 | at NC State           | *of | 3    | 3   | 1  | 0   | 0  | 0  | 0  | 1  | 0  | 0  | 0   | 0   | 0  | 0   | 0 | 0  | 1  | 0 | 367 |     |
| Mar 17 | at NC State           | *of | 3    | 0   | 0  | 0   | 0  | 0  | 0  | 0  | 0  | 0  | 0   | 0   | 0  | 0   | 0 | 0  | 0  | 0 | 354 |     |
| Mar 19 | BINGHAMTON-2          | *of | 2    | 2   | 1  | 0   | 0  | 0  | 0  | 0  | 0  | 0  | 0   | 0   | 0  | 0   | 0 | 0  | 0  | 0 | 365 |     |
| Mar 20 | LIPSCOMB              | *of | 3    | 1   | 0  | 0   | 0  | 0  | 0  | 1  | 0  | 0  | 0   | 0   | 0  | 0   | 0 | 0  | 0  | 1 | 352 |     |
| Mar 23 | at Pitt-1             | *of | 2    | 2   | 1  | 0   | 0  | 0  | 0  | 0  | 0  | 0  | 0   | 0   | 0  | 0   | 0 | 0  | 0  | 0 | 356 |     |
| Mar 23 | at Pitt-2             | *of | 4    | 1   | 2  | 1   | 0  | 0  | 0  | 1  | 0  | 0  | 0   | 0   | 0  | 0   | 0 | 0  | 0  | 0 | 362 |     |
| Mar 24 | at Pitt               | *of | 4    | 1   | 2  | 2   | 1  | 0  | 0  | 0  | 0  | 0  | 0   | 0   | 0  | 0   | 0 | 0  | 0  | 1 | 367 |     |
| Mar 27 | RADFORD               | *of | 3    | 1   | 2  | 1   | 1  | 0  | 0  | 0  | 1  | 0  | 0   | 0   | 0  | 0   | 0 | 0  | 0  | 0 | 376 |     |
| Mar 29 | LOUISVILLE            | *of | 3    | 0   | 0  | 0   | 0  | 0  | 0  | 1  | 0  | 0  | 0   | 0   | 0  | 0   | 0 | 2  | 1  | 0 | 365 |     |
| Mar 30 | LOUISVILLE            | *of | 1    | 0   | 0  | 0   | 0  | 0  | 0  | 0  | 0  | 0  | 0   | 0   | 0  | 0   | 0 | 0  | 0  | 0 | 374 |     |
| Mar 31 | LOUISVILLE            | *of | 3    | 2   | 1  | 1   | 0  | 0  | 0  | 1  | 0  | 0  | 0   | 0   | 0  | 0   | 0 | 0  | 0  | 0 | 373 |     |
| Apr 06 | at Duke-1             | *of | 4    | 1   | 1  | 0   | 0  | 0  | 0  | 0  | 0  | 0  | 0   | 0   | 0  | 0   | 0 | 0  | 1  | 0 | 368 |     |
| Apr 06 | at Duke-2             | *of | 4    | 0   | 0  | 0   | 0  | 0  | 0  | 0  | 0  | 0  | 0   | 0   | 0  | 0   | 0 | 0  | 0  | 0 | 364 |     |
| Apr 07 | at Duke               | *of | 4    | 0   | 0  | 0   | 0  | 0  | 0  | 0  | 0  | 0  | 0   | 0   | 0  | 0   | 0 | 0  | 0  | 0 | 352 |     |
| Apr 10 | JMU-1                 | *of | 1    | 0   | 0  | 0   | 0  | 0  | 0  | 0  | 0  | 0  | 0   | 0   | 0  | 0   | 0 | 0  | 0  | 0 | 350 |     |
| Apr 10 | JMU-2                 | *of | 2    | 1   | 1  | 1   | 0  | 0  | 0  | 1  | 0  | 0  | 0   | 0   | 0  | 0   | 0 | 0  | 0  | 0 | 352 |     |
| Apr 12 | VIRGINIA              | *of | 1    | 1   | 0  | 0   | 0  | 0  | 0  | 0  | 0  | 0  | 0   | 0   | 0  | 0   | 0 | 0  | 0  | 0 | 352 |     |
| Apr 13 | VIRGINIA-1            | *of | 3    | 0   | 0  | 0   | 0  | 0  | 0  | 0  | 0  | 0  | 0   | 0   | 0  | 0   | 0 | 0  | 0  | 0 | 344 |     |
| Apr 13 | VIRGINIA-2            | *of | 3    | 2   | 2  | 0   | 0  | 0  | 0  | 1  | 1  | 0  | 0   | 0   | 0  | 0   | 0 | 0  | 1  | 0 | 351 |     |
| Apr 17 | at Charlotte-1        | *of | 1    | 0   | 0  | 0   | 0  | 0  | 0  | 0  | 0  | 0  | 0   | 0   | 0  | 0   | 0 | 0  | 0  | 0 | 346 |     |
| Apr 17 | at Charlotte-2        | *of | 2    | 2   | 1  | 0   | 0  | 0  | 0  | 0  | 1  | 0  | 0   | 0   | 0  | 0   | 0 | 0  | 0  | 0 | 348 |     |
| Apr 20 | NORTH CAROLINA        | *of | 3    | 0   | 1  | 0   | 0  | 0  | 0  | 0  | 0  | 0  | 0   | 0   | 0  | 0   | 0 | 0  | 0  | 0 | 348 |     |
| Apr 21 | NORTH CAROLINA-1      | *of | 2    | 0   | 0  | 0   | 0  | 0  | 0  | 0  | 0  | 0  | 0   | 0   | 0  | 0   | 0 | 1  | 0  | 0 | 343 |     |
| Apr 21 | NORTH CAROLINA-2      | *of | 1    | 0   | 0  | 0   | 0  | 0  | 0  | 0  | 0  | 0  | 0   | 0   | 0  | 0   | 0 | 0  | 0  | 0 | 338 |     |
| Apr 26 | at Boston College     | *of | 1    | 2   | 1  | 3   | 0  | 0  | 0  | 3  | 0  | 0  | 0   | 0   | 0  | 0   | 0 | 0  | 0  | 0 | 342 |     |
| Apr 27 | at Boston College     | *of | 2    | 1   | 0  | 0   | 0  | 0  | 0  | 0  | 0  | 0  | 0   | 0   | 0  | 0   | 0 | 1  | 0  | 0 | 338 |     |
| Totals |                       |     | 49gs | 148 | 47 | 50  | 26 | 10 | 1  | 3  | 24 | 6  | 0   | 3   | 1  | 2   | 0 | 17 | 16 | 1 | 2   | 338 |



**OLIVIA LATTIN**

Senior | 5-6  
IF | R/R

Kingston HS  
Kingston, N.Y.

Major: Finance

10

**AT THE PLATE**

- Registered two runs, two hits and one RBI along with a home run versus Purdue (2/9) before being injured in a collision at first base.
- Finished with a hit and a run versus Central Michigan (2/8).
- Scored two runs, three hits and finished with one RBI in the victory over [RV] Wichita State (2/8).
- Started and played in every game at second base in 2018.
- Posted 11 doubles and six home runs for the second consecutive season. Ranked second on the team with 114 assists.
- Led the team with 69 total bases, 19 RBI and tied for the team lead with 11 doubles.

**SEASON HIGHS**

Hits 3 vs. [RV] Wichita State (2/8/19)  
Runs 2, 2x, last vs. Purdue (2/9/19)  
RBIs 1, 2x, last vs. Purdue (2/9/19)  
HRs 1 vs. Purdue (2/9/19)  
Walks  
Stolen Bases  
Hitting Streak 3 games (2/8/19 – 2/9/19)

**CAREER HIGHS**

Hits 3, 6x, last vs. [RV] Wichita State (2/8/19)  
Runs 3 vs. Pitt (3/12/16)  
RBIs 5 vs. Hampton (4/3/16)  
HRs 2 vs. Western Carolina (4/19/16)  
Walks 3, 2x, last vs. Louisville 4/14/17)  
Stolen Bases 2 vs. Coppin State (2/25/17)  
Hitting Streak 7 games (2/26/17 - 3/10/17)

**2019 GAME-BY-GAME STATS**

| Date   | Opponent            | Pos | AB  | R  | H | RBI | 2B | 3B | HR | BB | SB | CS | HBP | SAC | SF | GDP | K | PO | A | E | Avg |     |
|--------|---------------------|-----|-----|----|---|-----|----|----|----|----|----|----|-----|-----|----|-----|---|----|---|---|-----|-----|
| Feb 08 | vs Wichita State    | *2b | 4   | 2  | 3 | 1   | 0  | 0  | 0  | 0  | 0  | 0  | 0   | 0   | 0  | 0   | 0 | 0  | 0 | 0 | 2   | 750 |
| Feb 08 | vs Central Michigan | *2b | 4   | 1  | 1 | 0   | 0  | 0  | 0  | 0  | 0  | 0  | 0   | 0   | 0  | 0   | 0 | 0  | 0 | 0 | 0   | 500 |
| Feb 09 | vs Purdue           | *2b | 3   | 2  | 2 | 1   | 0  | 0  | 1  | 0  | 0  | 0  | 0   | 0   | 0  | 0   | 0 | 0  | 0 | 0 | 3   | 545 |
| Totals |                     |     | 3gs | 11 | 5 | 6   | 2  | 0  | 0  | 1  | 0  | 0  | 0   | 0   | 0  | 0   | 0 | 0  | 0 | 0 | 5   | 545 |





**CANA DAVIS** (KAY-nuh)

Sophomore | 5-9  
OF | R/R

Turner Ashby HS  
Harrisonburg, Va.

Major: Multimedia Journalism

11

**AT THE PLATE**

- Has played in 24 games, starting 12 of them with four in the outfield and seven as the designated player.
- Hit the first home run of her career at Boston College (4/28), a three-run shot to center, following her double to right center.
- Pinch hit and ripped a double versus Radford (3/27).
- Tallied one hit and scored one run at Pitt (3/23).
- Was hit by a pitch and scored a run versus Binghamton (3/19).
- Earned a walk in the second matchup with UAB (3/3).
- Recorded an RBI double at No. 8 Georgia (3/1).
- Owned one hit at USF (2/22) and vs. [RV] Texas State (2/23).
- Posted one run and one hit vs. [RV] Wichita State (2/8).
- Registered 25 starts in 34 games played in 2018.
- Ranked second on the team with a .250 batting average in ACC play.
- Had three doubles and a triple against conference opponents.

**SEASON HIGHS**

Hits 2, 2x, last at Boston College (4/28/19)  
 Runs 1, 7x, last at Boston College (4/28/19)  
 RBIs 3 at Boston College (4/28/19)  
 HRs 1 at Boston College (4/28/19)  
 Walks 1, 4x, last at Charlotte (4/17)  
 Stolen Bases  
 Hitting Streak 4 games (2/8/19 – 2/23/19)

**CAREER HIGHS**

Hits 2, 6x, last at Boston College (4/28/19)  
 Runs 1, 13x, last at Boston College (4/28/19)  
 RBIs 3 at Boston College (4/28/19)  
 HRs 1 at Boston College (4/28/19)  
 Walks 2 vs. Florida A&M (2/9/18)  
 Stolen Bases  
 Hitting Streak 4 games, 2x, last (2/8/19 – 2/23/19)

**2019 GAME-BY-GAME STATS**

| Date   | Opponent            | Pos  | AB | R | H  | RBI | 2B | 3B | HR | BB | SB | CS | HBP | SAC | SF | GDP | K  | PO | A | E | Avg   |
|--------|---------------------|------|----|---|----|-----|----|----|----|----|----|----|-----|-----|----|-----|----|----|---|---|-------|
| Feb 08 | vs Wichita State    | *of  | 3  | 1 | 1  | 0   | 0  | 0  | 0  | 0  | 0  | 0  | 0   | 0   | 0  | 0   | 0  | 0  | 0 | 0 | 0.333 |
| Feb 08 | vs Central Michigan | *of  | 3  | 1 | 1  | 0   | 0  | 0  | 0  | 0  | 0  | 0  | 0   | 0   | 0  | 0   | 0  | 0  | 0 | 0 | 0.333 |
| Feb 22 | at South Florida    | *dh  | 3  | 0 | 1  | 0   | 0  | 0  | 0  | 0  | 0  | 0  | 0   | 0   | 0  | 0   | 1  | 0  | 0 | 0 | 0.375 |
| Feb 23 | vs Texas State      | *dh  | 3  | 0 | 1  | 0   | 0  | 0  | 0  | 0  | 0  | 0  | 0   | 0   | 0  | 0   | 0  | 0  | 0 | 0 | 0.364 |
| Feb 24 | vs Georgia State    | *dh  | 3  | 0 | 0  | 0   | 0  | 0  | 0  | 0  | 0  | 0  | 0   | 0   | 0  | 0   | 0  | 0  | 0 | 0 | 0.286 |
| Feb 27 | at Radford          | *dh  | 2  | 1 | 0  | 0   | 0  | 0  | 0  | 0  | 0  | 0  | 0   | 0   | 0  | 0   | 0  | 0  | 0 | 0 | 0.250 |
| Mar 01 | at Georgia          | ph   | 1  | 0 | 1  | 1   | 0  | 0  | 0  | 0  | 0  | 0  | 0   | 0   | 0  | 0   | 0  | 0  | 0 | 0 | 0.294 |
| Mar 02 | vs UAB              | *dh  | 2  | 0 | 0  | 0   | 0  | 0  | 0  | 0  | 0  | 0  | 0   | 0   | 0  | 0   | 0  | 0  | 0 | 0 | 0.263 |
| Mar 03 | vs UAB              | ph   | 0  | 0 | 0  | 0   | 0  | 0  | 0  | 0  | 0  | 0  | 0   | 0   | 0  | 0   | 0  | 0  | 0 | 0 | 0.263 |
| Mar 09 | GEORGIA TECH        | *dh  | 3  | 0 | 0  | 0   | 0  | 0  | 0  | 0  | 0  | 0  | 0   | 0   | 0  | 0   | 0  | 1  | 0 | 0 | 0.227 |
| Mar 10 | GEORGIA TECH-1      | *dh  | 2  | 0 | 0  | 0   | 0  | 0  | 0  | 0  | 0  | 0  | 0   | 0   | 0  | 0   | 0  | 0  | 0 | 0 | 0.208 |
| Mar 16 | at NC State         | of   | 0  | 0 | 0  | 0   | 0  | 0  | 0  | 0  | 0  | 0  | 0   | 0   | 0  | 0   | 0  | 0  | 0 | 0 | 0.208 |
| Mar 19 | BINGHAMTON-1        | *of  | 2  | 1 | 0  | 0   | 0  | 0  | 0  | 0  | 0  | 0  | 0   | 0   | 0  | 0   | 0  | 0  | 0 | 0 | 0.192 |
| Mar 19 | BINGHAMTON-2        | *of  | 3  | 0 | 0  | 0   | 0  | 0  | 0  | 0  | 0  | 0  | 0   | 0   | 0  | 0   | 0  | 0  | 0 | 0 | 0.172 |
| Mar 23 | at Pitt-1           | ph   | 1  | 1 | 1  | 0   | 0  | 0  | 0  | 0  | 0  | 0  | 0   | 0   | 0  | 0   | 0  | 0  | 0 | 0 | 0.200 |
| Mar 27 | RADFORD             | ph   | 1  | 1 | 1  | 0   | 0  | 0  | 0  | 0  | 0  | 0  | 0   | 0   | 0  | 0   | 0  | 0  | 0 | 0 | 0.226 |
| Mar 29 | LOUISVILLE          | pr   | 0  | 0 | 0  | 0   | 0  | 0  | 0  | 0  | 0  | 0  | 0   | 0   | 0  | 0   | 0  | 0  | 0 | 0 | 0.226 |
| Mar 30 | LOUISVILLE          | phof | 1  | 0 | 0  | 0   | 0  | 0  | 0  | 0  | 0  | 0  | 0   | 0   | 0  | 0   | 0  | 0  | 0 | 0 | 0.219 |
| Apr 06 | at Duke-2           | of   | 1  | 0 | 0  | 0   | 0  | 0  | 0  | 0  | 0  | 0  | 0   | 0   | 0  | 0   | 0  | 0  | 0 | 0 | 0.212 |
| Apr 10 | JMU-1               | of   | 2  | 0 | 0  | 0   | 0  | 0  | 0  | 0  | 0  | 0  | 0   | 0   | 0  | 0   | 0  | 0  | 0 | 0 | 0.200 |
| Apr 13 | VIRGINIA-2          | ph   | 1  | 0 | 0  | 0   | 0  | 0  | 0  | 0  | 0  | 0  | 0   | 0   | 0  | 0   | 0  | 0  | 0 | 0 | 0.194 |
| Apr 17 | at Charlotte-1      | of   | 1  | 0 | 0  | 0   | 0  | 0  | 0  | 0  | 0  | 0  | 0   | 0   | 0  | 0   | 0  | 0  | 0 | 0 | 0.189 |
| Apr 27 | at Boston College   | of   | 2  | 0 | 2  | 0   | 0  | 0  | 0  | 0  | 0  | 0  | 0   | 0   | 0  | 0   | 0  | 0  | 0 | 0 | 0.231 |
| Apr 28 | at Boston College   | *of  | 4  | 1 | 2  | 3   | 0  | 0  | 0  | 0  | 0  | 0  | 0   | 0   | 0  | 0   | 0  | 0  | 0 | 0 | 0.256 |
| Totals |                     | 12gs | 43 | 7 | 11 | 4   | 3  | 0  | 1  | 4  | 0  | 1  | 2   | 0   | 0  | 0   | 15 | 1  | 0 | 1 | 0.256 |



**CAITLYN NOLAN**

Senior | 5-7  
IF | R/R

Marlboro County HS  
Bennettsville, S.C.

Major: Human Development & Sociology

13

**Louisville Slugger/NFCA DI National POTW (2/12/19)  
ACC Player of the Week (2/12/19)**

**AT THE PLATE**

- Has started all 51 games at shortstop.
- Hit a two-run homer to left center at Boston College (4/28).
- Had a .714 batting average with nine RBIs opening weekend.

**SEASON HIGHS**

Hits 3, 2x, last at Radford (2/27/19)  
 Runs 3, 2x, last at Radford (2/27/19)  
 RBIs 4, 2x, last vs. Louisville (3/31/19)  
 HRs 2, 2x, last vs. UAB (3/2/19)  
 Walks 2, 4x, last at Boston College (4/26/19)  
 Stolen Bases 1, 7x, last vs. Charlotte (4/17/19)  
 Hitting Streak 8 games (2/8/19 - 2/17/19)

**CAREER HIGHS**

Hits 3, 4x, last at Radford (2/27/19)  
 Runs 3, 2x, last at Radford (2/27/19)  
 RBIs 4, 4x, last vs. Louisville (3/31/19)  
 HRs 2, 2x, last vs. UAB (3/2/19)  
 Walks 3 vs. Michigan (2/20/16)  
 Stolen Bases 1, 11x, last vs. Virginia {3} (4/13/19)  
 Hitting Streak 12 games (4/29/18 - 2/17/19)

**2019 GAME-BY-GAME STATS**

| Date   | Opponent              | Pos | AB | R | H | RBI | 2B | 3B | HR | BB | SB | CS | HBP | SAC | SF | GDP | K | PO | A | E | Avg   |
|--------|-----------------------|-----|----|---|---|-----|----|----|----|----|----|----|-----|-----|----|-----|---|----|---|---|-------|
| Feb 08 | vs Wichita State      | *ss | 2  | 3 | 2 | 3   | 0  | 0  | 1  | 1  | 1  | 0  | 0   | 0   | 0  | 0   | 0 | 0  | 0 | 0 | 1.000 |
| Feb 08 | vs Central Michigan   | *ss | 3  | 2 | 2 | 2   | 0  | 0  | 0  | 1  | 0  | 0  | 0   | 0   | 0  | 0   | 0 | 0  | 0 | 0 | 0.800 |
| Feb 08 | vs Purdue             | *ss | 3  | 2 | 2 | 1   | 1  | 0  | 0  | 1  | 0  | 0  | 0   | 0   | 0  | 0   | 0 | 0  | 0 | 0 | 0.750 |
| Feb 09 | at Col. of Charleston | *ss | 4  | 1 | 3 | 2   | 1  | 0  | 0  | 0  | 0  | 0  | 0   | 0   | 0  | 0   | 0 | 0  | 0 | 0 | 0.750 |
| Feb 10 | vs Purdue             | *ss | 2  | 0 | 1 | 1   | 1  | 0  | 0  | 1  | 0  | 0  | 0   | 0   | 0  | 0   | 0 | 0  | 0 | 0 | 0.714 |
| Feb 16 | vs Detroit Mercy      | *ss | 4  | 0 | 2 | 3   | 0  | 0  | 0  | 0  | 0  | 0  | 0   | 0   | 0  | 0   | 0 | 0  | 0 | 0 | 0.667 |
| Feb 16 | at Charleston So.     | *ss | 4  | 0 | 2 | 0   | 0  | 0  | 0  | 0  | 0  | 0  | 0   | 0   | 0  | 0   | 0 | 0  | 0 | 0 | 0.591 |
| Feb 17 | vs ETSU               | *ss | 4  | 0 | 0 | 0   | 0  | 0  | 0  | 1  | 0  | 0  | 0   | 0   | 0  | 0   | 0 | 0  | 0 | 0 | 0.500 |
| Feb 17 | at Charleston So.     | *ss | 4  | 1 | 1 | 0   | 0  | 0  | 0  | 1  | 0  | 0  | 0   | 0   | 0  | 0   | 0 | 0  | 0 | 0 | 0.467 |
| Feb 22 | vs Texas State        | *ss | 1  | 1 | 0 | 0   | 0  | 0  | 0  | 0  | 0  | 0  | 0   | 0   | 0  | 0   | 0 | 0  | 0 | 0 | 0.452 |
| Feb 22 | at South Florida      | *ss | 3  | 0 | 0 | 0   | 0  | 0  | 0  | 0  | 0  | 0  | 0   | 0   | 0  | 0   | 0 | 0  | 0 | 0 | 0.412 |
| Feb 23 | vs Georgia State      | *ss | 4  | 0 | 0 | 0   | 0  | 0  | 0  | 0  | 0  | 0  | 0   | 0   | 0  | 0   | 0 | 0  | 0 | 0 | 0.388 |
| Feb 23 | vs Texas State        | *ss | 4  | 0 | 1 | 1   | 0  | 0  | 0  | 1  | 0  | 0  | 0   | 0   | 0  | 0   | 0 | 0  | 0 | 0 | 0.357 |
| Feb 24 | vs Georgia State      | *ss | 4  | 0 | 1 | 0   | 0  | 0  | 0  | 0  | 0  | 0  | 0   | 0   | 0  | 0   | 0 | 0  | 0 | 0 | 0.348 |
| Feb 27 | at Radford            | *ss | 3  | 3 | 3 | 3   | 1  | 0  | 2  | 0  | 0  | 0  | 0   | 0   | 0  | 0   | 0 | 0  | 0 | 0 | 0.388 |
| Mar 01 | at Georgia            | *ss | 3  | 0 | 0 | 0   | 0  | 0  | 0  | 2  | 0  | 0  | 0   | 0   | 0  | 0   | 0 | 0  | 0 | 0 | 0.365 |
| Mar 02 | vs UAB                | *ss | 4  | 2 | 2 | 3   | 0  | 0  | 2  | 0  | 0  | 0  | 0   | 0   | 0  | 0   | 0 | 0  | 0 | 0 | 0.375 |
| Mar 02 | at Georgia            | *ss | 2  | 0 | 0 | 0   | 0  | 0  | 0  | 0  | 0  | 0  | 0   | 0   | 0  | 0   | 0 | 0  | 0 | 0 | 0.362 |
| Mar 03 | vs UAB                | *ss | 2  | 0 | 0 | 0   | 0  | 0  | 0  | 1  | 0  | 0  | 0   | 0   | 0  | 0   | 0 | 0  | 0 | 0 | 0.350 |
| Mar 09 | GEORGIA TECH          | *ss | 3  | 0 | 0 | 0   | 0  | 0  | 0  | 0  | 0  | 0  | 0   | 0   | 0  | 0   | 0 | 0  | 0 | 0 | 0.333 |
| Mar 10 | GEORGIA TECH-1        | *ss | 3  | 1 | 1 | 1   | 0  | 0  | 1  | 0  | 0  | 0  | 0   | 0   | 0  | 0   | 0 | 0  | 0 | 0 | 0.333 |
| Mar 10 | GEORGIA TECH-2        | *ss | 2  | 0 | 0 | 1   | 0  | 0  | 0  | 0  | 0  | 0  | 0   | 0   | 0  | 0   | 0 | 0  | 0 | 0 | 0.324 |
| Mar 15 | at NC State           | *ss | 4  | 1 | 1 | 1   | 0  | 0  | 0  | 0  | 0  | 0  | 0   | 0   | 0  | 0   | 0 | 0  | 0 | 0 | 0.319 |
| Mar 16 | at NC State           | *ss | 2  | 1 | 0 | 0   | 0  | 0  | 0  | 0  | 0  | 0  | 0   | 0   | 0  | 0   | 0 | 0  | 0 | 0 | 0.311 |
| Mar 17 | at NC State           | *ss | 3  | 0 | 0 | 0   | 0  | 0  | 0  | 0  | 0  | 0  | 0   | 0   | 0  | 0   | 0 | 0  | 0 | 0 | 0.299 |
| Mar 19 | BINGHAMTON-1          | *ss | 1  | 0 | 0 | 1   | 0  | 0  | 0  | 0  | 0  | 0  | 0   | 0   | 0  | 0   | 0 | 0  | 0 | 0 | 0.295 |
| Mar 19 | BINGHAMTON-2          | *ss | 2  | 0 | 0 | 0   | 0  | 0  | 0  | 1  | 0  | 0  | 0   | 0   | 0  | 0   | 0 | 0  | 0 | 0 | 0.287 |
| Mar 20 | LIPSCOOMB             | *ss | 3  | 1 | 2 | 2   | 0  | 0  | 1  | 1  | 0  | 0  | 0   | 0   | 0  | 0   | 0 | 0  | 0 | 0 | 0.289 |
| Mar 23 | at Pitt-1             | *ss | 3  | 2 | 2 | 3   | 0  | 0  | 1  | 0  | 0  | 0  | 0   | 0   | 0  | 0   | 0 | 0  | 0 | 0 | 0.302 |
| Mar 23 | at Pitt-2             | *ss | 4  | 0 | 0 | 0   | 0  | 0  | 0  | 0  | 0  | 0  | 0   | 0   | 0  | 0   | 0 | 0  | 0 | 0 | 0.289 |
| Mar 23 | at Pitt               | *ss | 4  | 0 | 0 | 0   | 0  | 0  | 0  | 0  | 0  | 0  | 0   | 0   | 0  | 0   | 0 | 0  | 0 | 0 | 0.289 |
| Mar 27 | RADFORD               | *ss | 3  | 1 | 1 | 4   | 0  | 0  | 1  | 0  | 0  | 0  |     |     |    |     |   |    |   |   |       |



**EMMA STROUTH** (StrOwTh)

Senior | 5-7  
OF | R/R

Southeast Guilford  
Julian, N.C.

Major: Animal & Poultry Sciences

14

**AT THE PLATE**

- Has started all 51 games in left field.
- Had two hits and two RBIs in the first two games of the series at Boston College (4/26-27) and had a single in Game 3.
- Tied a season-high four RBIs against Virginia (4/12) along with two hits and a run, breaking the RBI school record in a season.
- Had a season-high 4 RBIs off a grand slam at NC State (3/16).

**SEASON HIGHS**

Hits 3, 5x, last at Duke (4/6/19)  
Runs 3 vs. [RV] Texas State (2/23/19)  
RBIs 4, 5x, last vs. Virginia [1] (4/12/19)  
HRs 1, 11x, last vs. North Carolina [1] (4/21/19)  
Walks 2 at Pitt (3/24/19)  
Stolen Bases 1, 6x, last at Charlotte (4/17/19)  
Hitting Streaks 9 games (2/8/19 - 2/17/19)

**CAREER HIGHS**

Hits 3, 12x, last at Duke (4/6/19)  
Runs 3, 2x, last vs. [RV] Texas State (2/23/19)  
RBIs 5 vs. Western Carolina (4/19/16)  
HRs 1, 24x, last vs. North Carolina [1] (4/21/19)  
Walks 2, 4x, last at Pitt (3/24/19)  
Stolen Bases 1, 10x, last at Charlotte [2] (4/17/19)  
Hitting Streak 10 games (5/10/18 - 2/17/19)

**2019 GAME-BY-GAME STATS**

| Date   | Opponent              | Pos | AB   | R   | H  | RBI | 2B | 3B | HR | BB | SB | CS | HBP | SAC | SF | GDP | K | PO | A  | E | Avg |
|--------|-----------------------|-----|------|-----|----|-----|----|----|----|----|----|----|-----|-----|----|-----|---|----|----|---|-----|
| Feb 08 | vs Wichita State      | *of | 4    | 2   | 2  | 2   | 0  | 0  | 0  | 0  | 0  | 0  | 0   | 0   | 0  | 0   | 0 | 0  | 0  | 0 | 500 |
| Feb 08 | vs Central Michigan   | *of | 4    | 1   | 2  | 2   | 0  | 0  | 0  | 0  | 0  | 0  | 0   | 0   | 0  | 0   | 0 | 0  | 0  | 0 | 500 |
| Feb 09 | vs Purdue             | *of | 3    | 1   | 1  | 1   | 0  | 0  | 0  | 0  | 0  | 0  | 0   | 0   | 0  | 0   | 0 | 0  | 0  | 0 | 455 |
| Feb 09 | at Col. of Charleston | *of | 3    | 2   | 2  | 2   | 0  | 0  | 0  | 0  | 0  | 0  | 0   | 0   | 0  | 0   | 0 | 0  | 0  | 0 | 500 |
| Feb 10 | vs Purdue             | *of | 4    | 0   | 3  | 3   | 2  | 1  | 0  | 0  | 0  | 0  | 0   | 0   | 0  | 0   | 0 | 0  | 0  | 0 | 566 |
| Feb 16 | vs Detroit Mercy      | *of | 2    | 1   | 1  | 1   | 0  | 0  | 0  | 0  | 0  | 0  | 0   | 0   | 0  | 0   | 0 | 0  | 0  | 0 | 560 |
| Feb 16 | at Charleston So.     | *of | 4    | 1   | 3  | 2   | 0  | 0  | 0  | 0  | 0  | 0  | 0   | 0   | 0  | 0   | 0 | 0  | 0  | 0 | 563 |
| Feb 17 | vs ETSU               | *of | 3    | 1   | 2  | 0   | 0  | 0  | 0  | 0  | 0  | 0  | 0   | 0   | 0  | 0   | 0 | 0  | 0  | 0 | 571 |
| Feb 17 | at Charleston So.     | *of | 3    | 1   | 1  | 1   | 0  | 0  | 0  | 0  | 0  | 0  | 0   | 0   | 0  | 0   | 0 | 0  | 0  | 0 | 548 |
| Feb 22 | vs Texas State        | *of | 4    | 1   | 1  | 2   | 0  | 0  | 0  | 0  | 0  | 0  | 0   | 0   | 0  | 0   | 0 | 0  | 0  | 0 | 545 |
| Feb 22 | at South Florida      | *of | 4    | 0   | 1  | 0   | 0  | 0  | 0  | 0  | 0  | 0  | 0   | 0   | 0  | 0   | 0 | 0  | 0  | 0 | 500 |
| Feb 23 | vs Georgia State      | *of | 4    | 2   | 3  | 2   | 0  | 0  | 0  | 0  | 0  | 0  | 0   | 0   | 0  | 0   | 0 | 0  | 0  | 0 | 525 |
| Feb 23 | vs Texas State        | *of | 3    | 3   | 2  | 0   | 0  | 0  | 0  | 0  | 0  | 0  | 0   | 0   | 0  | 0   | 0 | 0  | 0  | 0 | 535 |
| Feb 24 | vs Georgia State      | *of | 4    | 1   | 1  | 0   | 0  | 0  | 0  | 0  | 0  | 0  | 0   | 0   | 0  | 0   | 0 | 0  | 0  | 0 | 511 |
| Feb 27 | at Radford            | *of | 3    | 1   | 1  | 0   | 0  | 0  | 0  | 0  | 0  | 0  | 0   | 0   | 0  | 0   | 0 | 0  | 0  | 0 | 500 |
| Mar 01 | at Georgia            | *of | 4    | 1   | 0  | 0   | 0  | 0  | 0  | 0  | 0  | 0  | 0   | 0   | 0  | 0   | 0 | 0  | 0  | 0 | 463 |
| Mar 02 | vs UAB                | *of | 4    | 1   | 1  | 0   | 0  | 0  | 0  | 0  | 0  | 0  | 0   | 0   | 0  | 0   | 0 | 0  | 0  | 0 | 448 |
| Mar 02 | at Georgia            | *of | 2    | 0   | 0  | 0   | 0  | 0  | 0  | 0  | 0  | 0  | 0   | 0   | 0  | 0   | 0 | 0  | 0  | 0 | 453 |
| Mar 03 | vs UAB                | *of | 3    | 0   | 1  | 2   | 0  | 0  | 0  | 0  | 0  | 0  | 0   | 0   | 0  | 0   | 0 | 0  | 0  | 0 | 429 |
| Mar 09 | GEORGIA TECH          | *of | 3    | 3   | 1  | 0   | 0  | 0  | 0  | 0  | 0  | 0  | 0   | 0   | 0  | 0   | 0 | 0  | 0  | 0 | 409 |
| Mar 10 | GEORGIA TECH-1        | *of | 1    | 1   | 0  | 0   | 0  | 0  | 0  | 0  | 0  | 0  | 0   | 0   | 0  | 0   | 0 | 0  | 0  | 0 | 406 |
| Mar 10 | GEORGIA TECH-2        | *of | 2    | 1   | 1  | 2   | 0  | 0  | 0  | 0  | 0  | 0  | 0   | 0   | 0  | 0   | 0 | 0  | 0  | 0 | 408 |
| Mar 15 | at NC State           | *of | 2    | 0   | 2  | 1   | 0  | 0  | 0  | 0  | 0  | 0  | 0   | 0   | 0  | 0   | 0 | 0  | 0  | 0 | 425 |
| Mar 16 | at NC State           | *of | 4    | 1   | 1  | 4   | 0  | 0  | 0  | 0  | 0  | 0  | 0   | 0   | 0  | 0   | 0 | 0  | 0  | 0 | 416 |
| Mar 17 | at NC State           | *of | 3    | 1   | 1  | 0   | 0  | 0  | 0  | 0  | 0  | 0  | 0   | 0   | 0  | 0   | 0 | 0  | 0  | 0 | 400 |
| Mar 19 | BINGHAMTON-1          | *of | 3    | 1   | 1  | 2   | 1  | 0  | 0  | 0  | 0  | 0  | 0   | 0   | 0  | 0   | 0 | 0  | 0  | 0 | 388 |
| Mar 19 | BINGHAMTON-2          | *of | 3    | 1   | 2  | 4   | 1  | 0  | 0  | 0  | 0  | 0  | 0   | 0   | 0  | 0   | 0 | 0  | 0  | 0 | 407 |
| Mar 20 | LIPSCOMB              | *of | 4    | 2   | 3  | 4   | 0  | 0  | 0  | 0  | 0  | 0  | 0   | 0   | 0  | 0   | 0 | 0  | 0  | 0 | 422 |
| Mar 23 | at Pitt-1             | *of | 4    | 1   | 1  | 4   | 0  | 0  | 0  | 0  | 0  | 0  | 0   | 0   | 0  | 0   | 0 | 0  | 0  | 0 | 426 |
| Mar 23 | at Pitt-2             | *of | 4    | 1   | 1  | 0   | 0  | 0  | 0  | 0  | 0  | 0  | 0   | 0   | 0  | 0   | 0 | 0  | 0  | 0 | 418 |
| Mar 24 | at Pitt               | *of | 2    | 2   | 0  | 0   | 0  | 0  | 0  | 0  | 0  | 0  | 0   | 0   | 0  | 0   | 0 | 0  | 0  | 0 | 410 |
| Mar 27 | RADFORD               | *of | 3    | 1   | 1  | 1   | 0  | 0  | 0  | 0  | 0  | 0  | 0   | 0   | 0  | 0   | 0 | 0  | 0  | 0 | 408 |
| Mar 29 | LOUISVILLE            | *of | 4    | 1   | 2  | 0   | 0  | 0  | 0  | 0  | 0  | 0  | 0   | 0   | 0  | 0   | 0 | 0  | 0  | 0 | 411 |
| Mar 30 | LOUISVILLE            | *of | 2    | 1   | 1  | 1   | 0  | 0  | 0  | 0  | 0  | 0  | 0   | 0   | 0  | 0   | 0 | 0  | 0  | 0 | 413 |
| Mar 31 | LOUISVILLE            | *of | 4    | 1   | 1  | 2   | 0  | 0  | 0  | 0  | 0  | 0  | 0   | 0   | 0  | 0   | 0 | 0  | 0  | 0 | 407 |
| Apr 06 | at Duke-1             | *of | 4    | 0   | 2  | 0   | 0  | 0  | 0  | 0  | 0  | 0  | 0   | 0   | 0  | 0   | 0 | 0  | 0  | 0 | 410 |
| Apr 06 | at Duke-2             | *of | 4    | 0   | 3  | 1   | 0  | 0  | 0  | 0  | 0  | 0  | 0   | 0   | 0  | 0   | 0 | 0  | 0  | 0 | 421 |
| Apr 07 | at Duke               | *of | 2    | 0   | 0  | 0   | 0  | 0  | 0  | 0  | 0  | 0  | 0   | 0   | 0  | 0   | 0 | 0  | 0  | 0 | 415 |
| Apr 10 | JMU-1                 | *of | 3    | 2   | 2  | 1   | 0  | 0  | 0  | 0  | 0  | 0  | 0   | 0   | 0  | 0   | 0 | 0  | 0  | 0 | 416 |
| Apr 10 | JMU-2                 | *of | 3    | 1   | 2  | 4   | 0  | 0  | 0  | 0  | 0  | 0  | 0   | 0   | 0  | 0   | 0 | 0  | 0  | 0 | 422 |
| Apr 12 | VIRGINIA              | *of | 3    | 3   | 0  | 1   | 0  | 0  | 0  | 0  | 0  | 0  | 0   | 0   | 0  | 0   | 0 | 0  | 0  | 0 | 425 |
| Apr 13 | VIRGINIA-1            | *of | 3    | 0   | 1  | 0   | 0  | 0  | 0  | 0  | 0  | 0  | 0   | 0   | 0  | 0   | 0 | 0  | 0  | 0 | 425 |
| Apr 13 | VIRGINIA-2            | *of | 4    | 0   | 0  | 0   | 0  | 0  | 0  | 0  | 0  | 0  | 0   | 0   | 0  | 0   | 0 | 0  | 0  | 0 | 420 |
| Apr 17 | at Charlotte-1        | *of | 4    | 4   | 0  | 0   | 0  | 0  | 0  | 0  | 0  | 0  | 0   | 0   | 0  | 0   | 0 | 0  | 0  | 0 | 408 |
| Apr 17 | at Charlotte-2        | *of | 3    | 2   | 2  | 2   | 1  | 0  | 0  | 0  | 0  | 0  | 0   | 0   | 0  | 0   | 0 | 0  | 0  | 0 | 414 |
| Apr 20 | NORTH CAROLINA        | *of | 3    | 0   | 2  | 2   | 0  | 0  | 0  | 0  | 0  | 0  | 0   | 0   | 0  | 0   | 0 | 0  | 0  | 0 | 405 |
| Apr 21 | NORTH CAROLINA-1      | *of | 1    | 1   | 2  | 2   | 0  | 0  | 0  | 0  | 0  | 0  | 0   | 0   | 0  | 0   | 0 | 0  | 0  | 0 | 407 |
| Apr 21 | NORTH CAROLINA-2      | *of | 2    | 1   | 0  | 0   | 0  | 0  | 0  | 0  | 0  | 0  | 0   | 0   | 0  | 0   | 0 | 0  | 0  | 0 | 401 |
| Apr 26 | at Boston College     | *of | 4    | 1   | 2  | 2   | 0  | 0  | 0  | 0  | 0  | 0  | 0   | 0   | 0  | 0   | 0 | 0  | 0  | 0 | 404 |
| Apr 27 | at Boston College     | *of | 2    | 0   | 2  | 1   | 0  | 0  | 0  | 0  | 0  | 0  | 0   | 0   | 0  | 0   | 0 | 0  | 0  | 0 | 411 |
| Apr 28 | at Boston College     | *of | 3    | 0   | 1  | 0   | 0  | 0  | 0  | 0  | 0  | 0  | 0   | 0   | 0  | 0   | 0 | 0  | 0  | 0 | 410 |
| Totals |                       |     | 51gs | 161 | 47 | 66  | 61 | 13 | 1  | 11 | 15 | 6  | 0   | 3   | 0  | 1   | 2 | 8  | 56 | 0 | 410 |



**MEREDITH SLAW**

Freshman | 5-11  
IF | L/R

Rappahannock HS  
Warsaw, Va.

Major: Business

16

**AT THE PLATE**

- Has played in 31 games, drawing 13 starts as the designated player and three at first base.
- Roped an RBI single to center and followed it up with a sac fly in Game 1 of the series at Boston College (4/26) for two RBIs.
- Posted a two-run home run versus Virginia (4/13).
- Collected her first multi-hit game of her career versus UAB (3/2), owning a single and a home run.
- Hit her first home run at the college level at Charleston Southern (2/17), a three-run shot to right center.
- Posted her first-ever double versus Detroit Mercy (2/16), driving in a run.
- First hit was in the season opener vs. [RV] Wichita State (2/8).
- Three-sport athlete in high school, playing softball, basketball and volleyball.
- Four-year letterwinner in softball and basketball.
- Two-time all-state selection.
- Three-time conference Player of the Year.
- VHSL Player of the Year.
- Comes from an athletic family - uncle played for the Los Angeles Dodgers' AAA team.
- Has a cousin currently playing catcher for Wake Forest.
- Had two cousins run track for Virginia and William & Mary.

**SEASON/CAREER HIGHS**

Hits 2 v. UAB (3/2/19)  
Runs 1, 7x, last at Boston College (4/27/19)  
RBIs 3 at Charleston Southern (2/17/19)  
HRs 1, 4x, last vs. Virginia [2] (4/13/19)  
Walks 1, 4x, last at Boston College (4/27/19)  
Stolen Bases  
Hitting Streak: 5 games (2/9/19 - 2/17/19)

**2019 GAME-BY-GAME STATS**

| Date   | Opponent              | Pos   | AB | R | H | RBI | 2B | 3B | HR | BB | SB | CS | HBP | SAC | SF | GDP | K | PO | A | E | Avg   |
|--------|-----------------------|-------|----|---|---|-----|----|----|----|----|----|----|-----|-----|----|-----|---|----|---|---|-------|
| Feb 08 | vs Wichita State      | ph    | 1  | 0 | 1 | 0   | 0  | 0  | 0  | 0  | 0  | 0  | 0   | 0   | 0  | 0   | 0 | 0  | 0 | 0 | 1.000 |
| Feb 08 | vs Central Michigan   | *dh   | 2  | 0 | 1 | 0   | 0  | 0  | 0  | 0  | 0  | 0  | 0   | 0   | 0  | 0   | 0 | 0  | 0 | 0 | .667  |
| Feb 09 | vs Purdue             | *dh   | 4  | 0 | 0 | 0   | 0  | 0  | 0  | 0  | 0  | 0  | 0   | 0   | 0  | 0   | 0 | 0  | 0 | 0 | .286  |
| Feb 09 | at Col. of Charleston | *dh   | 3  | 1 | 1 | 1   | 0  | 0  | 0  | 0  | 0  | 0  | 0   | 0   | 0  | 0   | 0 | 0  | 0 | 0 | .300  |
| Feb 10 | vs Purdue             | *dh   | 3  | 0 | 1 | 0   | 0  | 0  | 0  | 0  | 0  | 0  | 0   | 0   | 0  | 0   | 0 | 0  | 0 | 0 | .308  |
| Feb 16 | vs Detroit Mercy      | *dh   | 2  | 0 | 1 | 1   | 0  | 0  | 0  | 0  | 0  | 0  | 0   | 0   | 0  | 0   | 0 | 0  | 0 | 0 | .333  |
| Feb 16 | at Charleston So.     | ph    | 1  | 0 | 1 | 0   | 0  | 0  | 0  | 0  | 0  | 0  | 0   | 0   | 0  | 0   | 0 | 0  | 0 | 0 | .375  |
| Feb 17 | vs ETSU               | ph    | 2  | 0 | 0 | 0   | 0  | 0  | 0  | 0  | 0  | 0  | 0   | 0   | 0  | 0   | 0 | 0  | 0 | 0 | .333  |
| Feb 17 | at Charleston So.     | ph    | 2  | 1 | 1 | 3   | 0  | 0  | 0  | 0  | 0  | 0  | 0   | 0   | 0  | 0   | 0 | 0  | 0 | 0 | .348  |
| Feb 22 | vs Texas State        | *dh   | 2  | 0 | 0 | 0   | 0  | 0  | 0  | 0  | 0  | 0  | 0   | 0   | 0  | 0   | 0 | 0  | 0 | 0 | .333  |
| Feb 23 | vs Texas State        | ph    | 1  | 1 | 1 | 2   | 0  | 0  | 0  | 0  | 0  | 0  | 0   | 0   | 0  | 0   | 0 | 0  | 0 | 0 | .364  |
| Feb 27 | at Radford            | ph/dh | 1  | 0 | 0 | 1   | 0  | 0  | 0  | 0  | 0  | 0  | 0   | 0   | 0  | 0   | 0 | 0  | 0 | 0 | .348  |
| Mar 02 | vs UAB                | *dh   | 2  | 1 | 2 | 2   | 0  | 0  | 0  | 0  | 0  | 0  | 0   | 0   | 0  | 0   | 0 | 0  | 0 | 0 | .400  |
| Mar 02 | at Georgia            | *dh   | 2  | 0 | 0 | 0   | 0  | 0  | 0  | 0  | 0  | 0  | 0   | 0   | 0  | 0   | 0 | 0  | 0 | 0 | .370  |
| Mar 03 | vs UAB                | *dh   | 3  | 0 | 0 | 0   | 0  | 0  | 0  | 0  | 0  | 0  | 0   | 0   | 0  | 0   | 0 | 0  | 0 | 0 | .333  |
| Mar 09 | GEORGIA TECH          | ph    | 1  | 0 | 0 | 0   | 0  | 0  | 0  | 0  | 0  | 0  | 0   | 0   | 0  | 0   | 0 | 0  | 0 | 0 | .323  |
| Mar 16 | at NC State           | ph    | 1  | 0 | 0 | 0   |    |    |    |    |    |    |     |     |    |     |   |    |   |   |       |







**SIERRA WALTON** (See-AIR-uh)

Senior | 5-7  
C/1B | R/R

Dowling Catholic HS/Indian Hills CC  
Des Moines, Iowa

Major: Public Relations

20

**AT THE PLATE**

- Has played in 19 games, drawing six starts at first base and four as the designated player.
- Drew a walk at Boston College (4/27).
- Scored a run and earned a walk as the designated hitter at Pitt (3/23).
- Posted an RBI single and a walk in the Binghamton (3/19) doubleheader.
- Turned in a season-high two doubles and two RBIs at Charleston Southern (2/17).
- Finished with one hit and one RBI versus College of Charleston (2/9).
- Had a double and two RBIs in the season opener versus [RV] Wichita State (2/8) and the first contest against Purdue (2/9/19).
- Played in 46 games with 44 starts in 2018.
- Started the final 29 games of the season behind the plate.
- Ranked second on the team with a .266 batting average.

**SEASON HIGHS**

Hits 2 at Charleston Southern (2/17/19)  
Runs 1, 2x, last at Pitt (3/23/19)  
RBIs 2, 3x, last at Charleston Southern (2/17/19)  
HRs  
Walks 1, 5x, last at Boston College (4/27/19)  
Stolen Bases  
Hitting Streak 3 games (3/10/19 - 3/19/19)

**CAREER HIGHS**

Hits 2, 10x, last at Charleston Southern (2/17/19)  
Runs 2 vs. Hampton (5/2/18)  
RBIs 2, 3x, last at Charleston Southern (2/17/19)  
HRs 1 vs. Hampton (5/2/18)  
Walks 2, 2x, last vs. Duke (4/20/18)  
Stolen Bases  
Hitting Streak 7 games (4/29/18 - 2/9/19)

**2019 GAME-BY-GAME STATS**

| Date   | Opponent              | Pos  | AB | R | H | RBI | 2B | 3B | HR | BB | SB | CS | HBP | SAC | SF | GDP | K | PO | A | E | Avg  |
|--------|-----------------------|------|----|---|---|-----|----|----|----|----|----|----|-----|-----|----|-----|---|----|---|---|------|
| Feb 08 | vs Wichita State      | **1b | 2  | 0 | 1 | 2   | 1  | 0  | 0  | 0  | 0  | 0  | 0   | 0   | 0  | 0   | 1 | 3  | 0 | 0 | .500 |
| Feb 09 | vs Purdue             | **1b | 4  | 0 | 1 | 2   | 1  | 0  | 0  | 0  | 0  | 0  | 0   | 0   | 0  | 0   | 0 | 2  | 0 | 0 | .333 |
| Feb 09 | at Col. of Charleston | **1b | 4  | 0 | 1 | 1   | 0  | 0  | 0  | 0  | 0  | 0  | 0   | 0   | 0  | 0   | 0 | 2  | 0 | 0 | .300 |
| Feb 10 | vs Purdue             | **1b | 3  | 0 | 0 | 0   | 0  | 0  | 1  | 0  | 0  | 0  | 0   | 0   | 0  | 0   | 1 | 2  | 0 | 0 | .231 |
| Feb 16 | vs Detroit Mercy      | **1b | 2  | 0 | 0 | 0   | 0  | 0  | 0  | 0  | 0  | 0  | 0   | 0   | 0  | 0   | 0 | 3  | 0 | 0 | .200 |
| Feb 17 | at Charleston So.     | *dh  | 4  | 0 | 2 | 2   | 0  | 0  | 0  | 0  | 0  | 0  | 0   | 0   | 0  | 0   | 0 | 0  | 0 | 0 | .250 |
| Feb 22 | vs Texas State        | **1b | 2  | 0 | 0 | 0   | 0  | 0  | 0  | 0  | 0  | 0  | 0   | 0   | 0  | 0   | 0 | 6  | 0 | 0 | .238 |
| Mar 02 | vs UAB                | ph   | 0  | 0 | 0 | 1   | 0  | 0  | 0  | 1  | 0  | 0  | 0   | 0   | 0  | 0   | 0 | 0  | 0 | 0 | .238 |
| Mar 10 | GEORGIA TECH-1        | ph   | 1  | 0 | 0 | 0   | 0  | 0  | 0  | 0  | 0  | 0  | 0   | 0   | 0  | 0   | 0 | 0  | 0 | 0 | .227 |
| Mar 10 | GEORGIA TECH-2        | pr   | 0  | 0 | 0 | 0   | 0  | 0  | 0  | 0  | 0  | 0  | 0   | 0   | 0  | 0   | 0 | 1  | 0 | 0 | .240 |
| Mar 15 | at NC State           | *dh  | 3  | 0 | 1 | 0   | 0  | 0  | 0  | 0  | 0  | 0  | 0   | 0   | 0  | 0   | 1 | 0  | 0 | 0 | .250 |
| Mar 19 | BINGHAMTON-1          | 1b   | 0  | 0 | 0 | 0   | 0  | 0  | 1  | 0  | 0  | 0  | 0   | 0   | 0  | 0   | 0 | 0  | 0 | 0 | .250 |
| Mar 19 | BINGHAMTON-2          | 1b   | 2  | 1 | 1 | 1   | 0  | 0  | 0  | 0  | 0  | 0  | 0   | 0   | 0  | 0   | 0 | 0  | 0 | 0 | .267 |
| Mar 23 | at Pitt-1             | ph   | 0  | 1 | 0 | 0   | 0  | 0  | 0  | 0  | 0  | 0  | 0   | 0   | 0  | 0   | 0 | 0  | 0 | 0 | .242 |
| Mar 23 | at Pitt-2             | ph   | 3  | 0 | 0 | 0   | 0  | 0  | 0  | 0  | 0  | 0  | 0   | 0   | 0  | 0   | 0 | 0  | 0 | 0 | .235 |
| Apr 17 | at Charlotte-1        | 1b   | 3  | 0 | 0 | 0   | 0  | 0  | 0  | 0  | 0  | 0  | 0   | 0   | 0  | 0   | 0 | 0  | 3 | 0 | .216 |
| Apr 21 | NORTH CAROLINA-2      | ph   | 1  | 0 | 0 | 0   | 0  | 0  | 0  | 0  | 0  | 0  | 0   | 0   | 0  | 0   | 0 | 1  | 0 | 0 | .211 |
| Apr 27 | at Boston College     | ph   | 0  | 0 | 0 | 0   | 0  | 0  | 1  | 0  | 0  | 0  | 0   | 0   | 0  | 0   | 0 | 0  | 0 | 0 | .211 |
| Totals |                       | 10gs | 38 | 2 | 8 | 9   | 5  | 0  | 5  | 0  | 0  | 0  | 0   | 0   | 0  | 0   | 7 | 29 | 0 | 3 | .211 |



**STACY KALT**

Freshman | 5-6  
U | R/R

Churchill HS  
Fallon, Nev.

Major: Human Nutrition, Foods  
and Exercise

21

**AT THE PLATE**

- Has played in 29 games.
- Scored in 2 of 3 games at BC (4/26, 4/28) as pinch runner.
- Recorded a stolen base versus Virginia (4/12).
- Hit her first career home run at Pitt (3/23).
- Played third base for the first time this season, getting two putouts while scoring a run versus Binghamton (3/19).
- Recorded a stolen base on her way to scoring the game-winning walk-off run versus Georgia Tech (3/10).
- Tallied her first career hit versus Detroit Mercy (2/16) and her first-ever run while swiping a steal.
- Saw her first action against Purdue (2/9) and stole a base.
- A three-sport athlete during her prep career, playing softball, volleyball and basketball.
- For softball, she had four region and state appearances, won two state championships and two region titles.
- Earned Team Offensive MVP, All-Conference and All-State Honors while being a captain.
- Was a setter for volleyball and a guard on the basketball team, earning a letter for basketball and making it to the region and state tournaments.
- 2015 USSA Offensive Player, 2016 All-Star Tournament Team and 2018 Elite Eight team Colorado Sparkler.

**SEASON/CAREER HIGHS**

Hits 1, 2x, last at Pitt (3/23/19)  
Runs 1, 13x, last at Boston College (4/28/19)  
RBIs 1 at Pitt (3/23/19)  
HRs 1 at Pitt (3/23/19)  
Walks 1 vs. [RV] Texas State (2/22/19)  
Stolen Bases 1, 11x, last vs. Virginia (4/12/19)  
Hitting Streak

**2019 GAME-BY-GAME STATS**

| Date   | Opponent              | Pos   | AB | R  | H | RBI | 2B | 3B | HR | BB | SB | CS | HBP | SAC | SF | GDP | K | PO | A | E | Avg  |
|--------|-----------------------|-------|----|----|---|-----|----|----|----|----|----|----|-----|-----|----|-----|---|----|---|---|------|
| Feb 08 | vs Central Michigan   | pr    | 0  | 0  | 0 | 0   | 0  | 0  | 0  | 0  | 0  | 0  | 0   | 0   | 0  | 0   | 0 | 0  | 0 | 0 | .000 |
| Feb 09 | vs Purdue             | pr    | 0  | 0  | 0 | 0   | 0  | 0  | 0  | 0  | 1  | 0  | 0   | 0   | 0  | 0   | 0 | 0  | 0 | 0 | .000 |
| Feb 09 | at Col. of Charleston | pr    | 0  | 1  | 0 | 0   | 0  | 0  | 0  | 1  | 0  | 0  | 0   | 0   | 0  | 0   | 0 | 0  | 0 | 0 | .000 |
| Feb 10 | vs Purdue             | pr    | 0  | 0  | 0 | 0   | 0  | 0  | 0  | 0  | 0  | 0  | 0   | 0   | 0  | 0   | 0 | 0  | 0 | 0 | .000 |
| Feb 16 | vs Detroit Mercy      | ph    | 2  | 1  | 1 | 0   | 0  | 0  | 0  | 1  | 0  | 0  | 0   | 0   | 0  | 0   | 0 | 1  | 0 | 0 | .500 |
| Feb 16 | at Charleston So.     | pr    | 0  | 0  | 0 | 0   | 0  | 0  | 0  | 0  | 0  | 0  | 0   | 0   | 0  | 0   | 0 | 0  | 0 | 0 | .500 |
| Feb 17 | at Charleston So.     | pr    | 0  | 0  | 0 | 0   | 0  | 0  | 0  | 0  | 0  | 0  | 0   | 0   | 0  | 0   | 0 | 0  | 0 | 0 | .500 |
| Feb 22 | vs Texas State        | ph    | 0  | 1  | 0 | 0   | 0  | 0  | 0  | 1  | 0  | 0  | 0   | 0   | 0  | 0   | 0 | 0  | 0 | 0 | .500 |
| Feb 23 | vs Georgia State      | ph    | 0  | 0  | 0 | 0   | 0  | 0  | 0  | 0  | 0  | 0  | 0   | 0   | 0  | 0   | 0 | 0  | 0 | 0 | .500 |
| Feb 23 | vs Texas State        | pr    | 0  | 1  | 0 | 0   | 0  | 0  | 0  | 1  | 0  | 0  | 0   | 0   | 0  | 0   | 0 | 0  | 0 | 0 | .500 |
| Feb 24 | vs Georgia State      | pr    | 0  | 1  | 0 | 0   | 0  | 0  | 0  | 1  | 0  | 0  | 0   | 0   | 0  | 0   | 0 | 0  | 0 | 0 | .500 |
| Mar 02 | vs UAB                | pr    | 0  | 0  | 0 | 0   | 0  | 0  | 0  | 0  | 0  | 0  | 0   | 0   | 0  | 0   | 0 | 0  | 0 | 0 | .500 |
| Mar 10 | GEORGIA TECH-1        | pr    | 0  | 0  | 0 | 0   | 0  | 0  | 0  | 0  | 0  | 0  | 0   | 0   | 0  | 0   | 0 | 0  | 0 | 0 | .500 |
| Mar 10 | GEORGIA TECH-2        | pr    | 0  | 1  | 0 | 0   | 0  | 0  | 0  | 1  | 0  | 0  | 0   | 0   | 0  | 0   | 0 | 0  | 0 | 0 | .500 |
| Mar 15 | at NC State           | pr    | 0  | 0  | 0 | 0   | 0  | 0  | 0  | 0  | 0  | 0  | 0   | 0   | 0  | 0   | 0 | 0  | 0 | 0 | .500 |
| Mar 17 | at NC State           | pr    | 0  | 0  | 0 | 0   | 0  | 0  | 0  | 0  | 0  | 0  | 0   | 0   | 0  | 0   | 0 | 0  | 0 | 0 | .500 |
| Mar 19 | BINGHAMTON-1          | ph/3b | 1  | 0  | 0 | 0   | 0  | 0  | 0  | 0  | 0  | 0  | 0   | 0   | 0  | 0   | 0 | 2  | 0 | 0 | .333 |
| Mar 19 | BINGHAMTON-2          | pr    | 0  | 1  | 0 | 0   | 0  | 0  | 0  | 0  | 0  | 0  | 0   | 0   | 0  | 0   | 0 | 0  | 0 | 0 | .333 |
| Mar 20 | LIPSCOMB              | pr/2b | 0  | 0  | 0 | 0   | 0  | 0  | 0  | 0  | 0  | 0  | 0   | 0   | 0  | 0   | 0 | 0  | 0 | 0 | .333 |
| Mar 23 | at Pitt-1             | ph    | 1  | 1  | 1 | 1   | 0  | 0  | 1  | 0  | 0  | 0  | 0   | 0   | 0  | 0   | 0 | 0  | 0 | 0 | .500 |
| Mar 23 | at Pitt-2             | ph    | 0  | 1  | 0 | 0   | 0  | 0  | 0  | 0  | 0  | 0  | 0   | 0   | 0  | 0   | 0 | 0  | 0 | 0 | .500 |
| Mar 24 | at Pitt               | pr    | 0  | 1  | 0 | 0   | 0  | 0  | 0  | 1  | 0  | 0  | 0   | 0   | 0  | 0   | 0 | 0  | 0 | 0 | .500 |
| Mar 30 | LOUISVILLE            | pr    | 0  | 1  | 0 | 0   | 0  | 0  | 0  | 1  | 0  | 0  | 0   | 0   | 0  | 0   | 0 | 0  | 0 | 0 | .500 |
| Apr 12 | VIRGINIA              | pr    | 0  | 0  | 0 | 0   | 0  | 0  | 0  | 1  | 0  | 0  | 0   | 0   | 0  | 0   | 0 | 0  | 0 | 0 | .500 |
| Apr 13 | VIRGINIA-2            | pr    | 0  | 0  | 0 | 0   | 0  | 0  | 0  | 0  | 0  | 0  | 0   | 0   | 0  | 0   | 0 | 0  | 0 | 0 | .500 |
| Apr 17 | at Charlotte-1        | pr    | 0  | 0  | 0 | 0   | 0  | 0  | 0  | 0  | 0  | 0  | 0   | 0   | 0  | 0   | 0 | 0  | 0 | 0 | .500 |
| Apr 26 | at Boston College     | pr    | 0  | 1  | 0 | 0   | 0  | 0  | 0  | 0  | 0  | 0  | 0   | 0   | 0  | 0   | 0 | 0  | 0 | 0 | .500 |
| Apr 27 | at Boston College     | ph    | 1  | 0  | 0 | 0   | 0  | 0  | 0  | 0  | 0  | 0  | 0   | 0   | 0  | 0   | 0 | 1  | 0 | 0 | .400 |
| Apr 28 | at Boston College     | pr    | 0  | 1  | 0 | 0   | 0  | 0  | 0  | 0  | 0  | 0  | 0   | 0   | 0  | 0   | 0 | 0  | 0 | 0 | .400 |
| Totals |                       | 0gs   | 8  | 13 | 2 | 1   | 0  | 0  | 1  | 11 | 2  | 0  | 0   | 0   | 0  | 0   | 0 | 2  | 3 | 0 | .200 |





**MARA STRUM** (Mare-uh)

Freshman | 6-1  
P | R/R

William Byrd HS  
Vinton, Va.

Major: Human Nutrition, Foods  
and Exercise

22

**IN THE CIRCLE**

- Has played in one game.
- Made her collegiate debut against [RV] Texas State (2/22).
- Pitched 1.1 innings, yielding three earned runs while striking out a batter.
- Has yet to see action.
- Four-year letterwinner for coach Greg Barton.
- Guided William Byrd to a district and regional championship, while finishing third at the VHSL state tournament.
- Earned first-team VHSL all-state.
- First-team All-Timesland.
- First-team Region 4D.
- Region 4D Pitcher of the Year.
- Four-time first-team All-Blue Ridge District.
- Two-time Blue Ridge District Pitcher of the Year.
- Blue Ridge District Player of the Year.

**SEASON/CAREER HIGHS**

|                        |                                    |
|------------------------|------------------------------------|
| Innings                | 1.1 vs. [RV] Texas State (2/22/19) |
| Strikeouts             | 1 vs. [RV] Texas State (2/22/19)   |
| Hits (Low)             | 4 vs. [RV] Texas State (2/22/19)   |
| Runs (Low)             | 9 vs. [RV] Texas State (2/22/19)   |
| Earned Runs (Low)      | 3 vs. [RV] Texas State (2/22/19)   |
| Walks (Low)            | 7 vs. [RV] Texas State (2/22/19)   |
| Most Number of Pitches | 70 vs. [RV] Texas State (2/22/19)  |

**2019 GAME-BY-GAME STATS**

| Date   | Opponent       | GS | IP  | H | R | ER | BB | SO | 2B | 3B | HR | WP | BK | HBP | IBB | Score | W-L | Sv | ERA   | NP |
|--------|----------------|----|-----|---|---|----|----|----|----|----|----|----|----|-----|-----|-------|-----|----|-------|----|
| Feb 22 | vs Texas State | 0  | 1.1 | 4 | 9 | 3  | 7  | 1  | 2  | 0  | 0  | 0  | 0  | 0   | 0   | 5-17  | 0-0 | 0  | 15.75 | 70 |
| Totals |                | 0  | 1.1 | 4 | 9 | 3  | 7  | 1  | 2  | 0  | 0  | 0  | 0  | 0   | 0   | 5-17  | 0-0 | 0  | 15.75 | 70 |



**CARRIE EBERLE** (Eb-er-lee)

Junior | 6-0  
P | R/R

Charlotte Catholic HS  
Charlotte, N.C.

Major: Biology

25

- **2019 ACC Co-Pitcher of the Week (3/5/19)**
- **2019 Softball American Top-100 Player**
- **2019 JWOS Preseason All-American Third Team**
- **2019 Preseason All-ACC**
- **2018 ACC Academic Honor Roll**
- **2018 VaSID All-State Second Team**
- **2018 NFCA Second-Team All-Mid-Atlantic Region**
- **2018 Second-Team All-ACC**
- **2018 CoSIDA Academic All-District**
- **2017 ACC All-Freshmen Team**

**IN THE CIRCLE**

- Has pitched in 31 games, starting 28 of those in the circle.
- Threw twice last weekend at Boston College (4/27-28), getting two wins with nine strikeouts and only allowing one earned run (9 IP).
- Posted six strikeouts in seven innings at No. 8 Georgia (3/1), earning her second career win in the circle versus a top-25 team.

**SEASON HIGHS**

|                               |   |
|-------------------------------|---|
| Innings (High)                | 7.0, 16x, last vs. North Carolina (4/21/19) |
| Strikeouts                    | 10, 2x, last at Duke (4/6/19)               |
| Hits (Low) (Min. 5 IP)        | 2, 2x, last vs. Virginia (4/12/19)          |
| Runs (Low) (Min. 5 IP)        | 0, 7x, last at Charlotte (4/17/19)          |
| Earned Runs (Low) (Min. 5 IP) | 0, 10x, last at Charlotte (4/17/19)         |
| Walks (Low) (Min. 5 IP)       | 0, 7x, last vs. Virginia [3] (4/13/19)      |
| Number of Pitches (High)      | 138 vs. Lipscomb (3/23/19)                  |

**CAREER HIGHS**

|                               |                                     |
|-------------------------------|-------------------------------------|
| Innings (High)                | 8.0, 4x, last vs. Liberty (4/10/18) |
| Strikeouts                    | 10, 2x, last at Duke [1] (4/6/19)   |
| Hits (Low) (Min. 5 IP)        | 1, 3x, last vs. Liberty (4/10/18)   |
| Runs (Low) (Min. 5 IP)        | 0, 15x, last at Charlotte (4/17/19) |
| Earned Runs (Low) (Min. 5 IP) | 0, 20x, last at Charlotte (4/17/19) |
| Walks (Low) (Min. 5 IP)       | 0, 8x, last vs. Virginia (4/13/19)  |
| Number of Pitches (High)      | 138 vs. Lipscomb (3/23/19)          |

**2019 GAME-BY-GAME STATS**

| Date   | Opponent          | GS | IP    | H   | R  | ER | BB | SO  | 2B | 3B | HR | WP | BK | HBP | IBB | Score  | W-L  | Sv | ERA  | NP  |
|--------|-------------------|----|-------|-----|----|----|----|-----|----|----|----|----|----|-----|-----|--------|------|----|------|-----|
| Feb 08 | vs Wichita State  | *  | 5.0   | 6   | 3  | 3  | 5  | 7   | 2  | 0  | 0  | 2  | 0  | 0   | 0   | 11-3   | 1-0  | 0  | 4.20 | 101 |
| Feb 09 | vs Purdue         | *  | 7.0   | 8   | 2  | 1  | 1  | 3   | 1  | 0  | 0  | 1  | 0  | 0   | 0   | 7-5    | 2-0  | 0  | 2.33 | 93  |
| Feb 16 | at Charleston So. | *  | 7.0   | 2   | 0  | 0  | 0  | 5   | 0  | 0  | 0  | 1  | 0  | 0   | 0   | 4-0    | 3-0  | 0  | 1.47 | 85  |
| Feb 17 | vs ETSU           | *  | 7.0   | 6   | 3  | 1  | 1  | 4   | 1  | 0  | 0  | 1  | 0  | 1   | 0   | 8-3    | 4-0  | 0  | 1.35 | 99  |
| Feb 22 | at South Florida  | *  | 6.0   | 11  | 7  | 5  | 0  | 3   | 0  | 1  | 0  | 1  | 0  | 2   | 0   | 10-0   | 6-1  | 0  | 2.19 | 80  |
| Feb 23 | vs Texas State    | *  | 6.0   | 6   | 0  | 0  | 1  | 5   | 0  | 0  | 0  | 0  | 0  | 0   | 0   | 10-0   | 5-1  | 0  | 1.84 | 88  |
| Feb 24 | vs Georgia State  | *  | 4.0   | 2   | 1  | 1  | 2  | 2   | 0  | 0  | 0  | 0  | 0  | 0   | 0   | 5-1    | 6-1  | 0  | 1.83 | 64  |
| Feb 27 | at Radford        | *  | 1.0   | 0   | 0  | 0  | 0  | 1   | 0  | 0  | 0  | 0  | 0  | 0   | 0   | 10-0   | 6-1  | 0  | 1.79 | 12  |
| Mar 01 | at Georgia        | *  | 7.0   | 11  | 6  | 3  | 1  | 6   | 3  | 1  | 1  | 0  | 0  | 0   | 0   | 7-6    | 7-1  | 0  | 1.96 | 112 |
| Mar 02 | vs UAB            | *  | 6.1   | 6   | 2  | 0  | 1  | 2   | 1  | 0  | 0  | 0  | 0  | 0   | 0   | 8-6    | 8-1  | 0  | 1.74 | 82  |
| Mar 09 | GEORGIA TECH      | *  | 7.0   | 10  | 1  | 1  | 0  | 10  | 1  | 0  | 0  | 1  | 0  | 1   | 0   | 5-1    | 9-1  | 0  | 1.66 | 121 |
| Mar 10 | GEORGIA TECH-1    | *  | 2.0   | 2   | 1  | 1  | 3  | 0   | 1  | 0  | 0  | 1  | 0  | 0   | 0   | 7-10   | 9-1  | 0  | 1.71 | 48  |
| Mar 10 | GEORGIA TECH-2    | *  | 7.0   | 7   | 4  | 4  | 2  | 4   | 0  | 0  | 2  | 0  | 0  | 0   | 0   | 5-4    | 10-1 | 0  | 1.94 | 115 |
| Mar 15 | at NC State       | *  | 7.0   | 7   | 2  | 2  | 1  | 7   | 1  | 1  | 1  | 0  | 0  | 0   | 0   | 4-2    | 11-1 | 0  | 1.94 | 105 |
| Mar 16 | at NC State       | *  | 5.0   | 3   | 1  | 0  | 0  | 1   | 2  | 0  | 0  | 0  | 0  | 0   | 0   | 12-1   | 12-1 | 0  | 1.83 | 52  |
| Mar 17 | at NC State       | *  | 7.0   | 3   | 0  | 0  | 0  | 2   | 3  | 0  | 0  | 0  | 0  | 0   | 0   | 9-1    | 16-1 | 0  | 1.69 | 73  |
| Mar 19 | BINGHAMTON-1      | *  | 4.0   | 1   | 0  | 0  | 0  | 2   | 5  | 0  | 0  | 0  | 0  | 0   | 1   | 12-0   | 14-1 | 0  | 1.62 | 67  |
| Mar 20 | LIPSCOMB          | *  | 7.0   | 9   | 7  | 3  | 2  | 6   | 2  | 0  | 0  | 0  | 0  | 0   | 0   | 9-7    | 15-1 | 0  | 1.71 | 138 |
| Mar 23 | at Pitt-2         | *  | 7.0   | 6   | 1  | 1  | 2  | 5   | 0  | 0  | 0  | 0  | 0  | 0   | 0   | 7-0    | 20-3 | 0  | 1.86 | 83  |
| Mar 27 | RADFORD           | *  | 5.0   | 5   | 0  | 0  | 0  | 2   | 6  | 0  | 0  | 0  | 0  | 0   | 0   | 8-0    | 17-1 | 0  | 1.59 | 82  |
| Mar 29 | LOUISVILLE        | *  | 7.0   | 9   | 7  | 7  | 2  | 6   | 3  | 1  | 0  | 1  | 0  | 1   | 0   | 5-7    | 17-2 | 0  | 1.90 | 125 |
| Apr 06 | at Duke-1         | *  | 7.0   | 5   | 0  | 0  | 4  | 5   | 2  | 0  | 0  | 0  | 0  | 1   | 0   | 3-0    | 18-2 | 0  | 1.80 | 111 |
| Apr 07 | at Duke           | *  | 7.0   | 3   | 1  | 0  | 4  | 5   | 2  | 0  | 0  | 0  | 0  | 1   | 0   | 2-1    | 19-2 | 0  | 1.71 | 128 |
| Apr 10 | JMU-1             | *  | 7.0   | 6   | 3  | 3  | 1  | 8   | 0  | 0  | 0  | 1  | 0  | 0   | 0   | 1-3    | 19-3 | 0  | 1.77 | 107 |
| Apr 12 | VIRGINIA          | *  | 5.0   | 2   | 0  | 0  | 0  | 5   | 0  | 0  | 0  | 0  | 0  | 0   | 0   | 20-3   | 20-3 | 0  | 1.71 | 59  |
| Apr 13 | VIRGINIA-2        | *  | 7.0   | 4   | 0  | 0  | 0  | 5   | 0  | 0  | 0  | 0  | 0  | 1   | 0   | 7-0    | 21-3 | 0  | 1.83 | 99  |
| Apr 17 | at Charlotte-2    | *  | 5.0   | 4   | 0  | 0  | 4  | 5   | 0  | 0  | 0  | 0  | 0  | 0   | 0   | 8-0    | 22-3 | 0  | 1.58 | 79  |
| Apr 20 | NORTH CAROLINA    | *  | 7.0   | 5   | 3  | 1  | 2  | 5   | 0  | 0  | 0  | 0  | 0  | 1   | 0   | 0-3    | 22-4 | 0  | 1.56 | 100 |
| Apr 21 | NORTH CAROLINA-2  | *  | 3.1   | 6   | 7  | 6  | 1  | 2   | 0  | 0  | 0  | 0  | 0  | 0   | 0   | 4-3    | 22-5 | 0  | 1.77 | 61  |
| Apr 27 | at Boston College | *  | 5.0   | 6   | 7  | 6  | 1  | 2   | 0  | 0  | 0  | 0  | 0  | 0   | 0   | 11-1   | 23-5 | 0  | 1.76 | 86  |
| Apr 28 | at Boston College | *  | 4.0   | 4   | 1  | 0  | 1  | 4   | 0  | 0  | 0  | 0  | 0  | 0   | 0   | 8-1    | 24-5 | 0  | 1.72 | 66  |
| Totals |                   | 28 | 178.2 | 161 | 64 | 44 | 50 | 145 | 22 | 5  | 5  | 11 | 0  | 12  | 1   | 201-81 | 24-5 | 0  | 1.72 | -   |







## KAYLEIGH ADDINGTON

Sophomore | 5-7  
C | R/R

Rockbridge HS  
Lexington, Va.

Major: Meteorology

# 31

### 2017-18 ACC Academic Honor Roll

#### AT THE PLATE

- Has played in three games this year.
- Had a plate appearance versus Virginia (4/13).
- Came in as a pinch hitter versus Binghamton (3/19).
- Pinched hit against Radford (2/27), blooming one behind third base but the shortstop dove and made the catch.
- Appeared in two games in 2018.
- Drew a walk vs. Florida A&M (2/9).
- Registered an at-bat vs. Hampton (5/2).

#### SEASON HIGHS

- Hits
- Runs
- RBI's
- HRs
- Walks
- Stolen Bases
- Hitting Streak

#### CAREER HIGHS

- Hits
- Runs
- RBI's
- HRs
- Walks 1 vs. Florida A&M (2/9/18)
- Stolen Bases
- Hitting Streak

#### 2019 GAME-BY-GAME STATS

| Date   | Opponent     | Pos | AB | R | H | RBI | 2B | 3B | HR | BB | SB | CS | HBP | SAC | SF | GDP | K | PO | A | E | Avg  |
|--------|--------------|-----|----|---|---|-----|----|----|----|----|----|----|-----|-----|----|-----|---|----|---|---|------|
| Feb 27 | at Radford   | ph  | 1  | 0 | 0 | 0   | 0  | 0  | 0  | 0  | 0  | 0  | 0   | 0   | 0  | 0   | 0 | 0  | 0 | 0 | .000 |
| Mar 19 | BINGHAMTON-1 | ph  | 1  | 0 | 0 | 0   | 0  | 0  | 0  | 0  | 0  | 0  | 0   | 0   | 0  | 1   | 0 | 0  | 0 | 0 | .000 |
| Apr 13 | VIRGINIA-2   | ph  | 1  | 0 | 0 | 0   | 0  | 0  | 0  | 0  | 0  | 0  | 0   | 0   | 0  | 0   | 0 | 0  | 0 | 0 | .000 |
| Totals |              | Dgs | 3  | 0 | 0 | 0   | 0  | 0  | 0  | 0  | 0  | 0  | 0   | 0   | 0  | 1   | 0 | 0  | 0 | 0 | .000 |



### NCAA STATS

| Statistic                                    |  | National Rank                        | Conference Rank               | Value  | National Leader                    | Value | Conference Leader   | Value        |
|--|--|--------------------------------------|-------------------------------|--|------------------------------------|-------|---|--------------|
| Batting Average (150 ranked)                 | Jayne Bailey<br>Emma Strouth<br>Darby Trull<br>Kelsey Bennett                                      | 44<br>53<br>54<br>107                | 4<br>5<br>6<br>8              | 0.413<br>0.410<br>0.410<br>0.393                   | Courtney Cashman, UMass Lowell     | 0.526 | Sydney Sherrill, Florida St.                                | 0.420        |
| Doubles (30 ranked)                          |  |                                      |                               |  | Carly Thomas, Illinois             | 22    | Patricia Awald, Georgia Tech<br>Breanna Roper, Georgia Tech | 17<br>17     |
| Doubles Per Game (150 ranked)                |  |                                      |                               |  | Katie Keller, Northern Ill.        | 0.46  | Patricia Awald, Georgia Tech<br>Breanna Roper, Georgia Tech | 0.32<br>0.32 |
| Earned Run Average (149 ranked)              | Keely Rochard<br>Carrie Eberle   | 38<br>44                             | 2<br>3                        | 1.67<br>1.72                                       | Shealyn O'Leary, Texas             | 0.50  | Meghan King, Florida St.                                    | 1.48         |
| Hit Batters (30 ranked)                      |  |                                      |                               |  | 9 players tied                     | 1     | Amelia Wiercioch, Duke                                      | 1            |
| Hit by Pitch per Game (150 ranked)           |  |                                      |                               |  | Claire Oberdorf, Marist            | 0.47  | Abby Sweet, Notre Dame                                      | 0.35         |
| Hits (149 ranked)                            | Emma Strouth<br>Darby Trull<br>Kelsey Bennett  | 22<br>69<br>128                      | 3<br>7<br>13                  | 66<br>59<br>55                                     | Sierra Lange, George Washington    | 78    | Breanna Roper, Georgia Tech<br>Ali Wester, Notre Dame       | 69<br>69     |
| Hits Allowed Per Seven Innings (150 ranked)  | Keely Rochard  | 17                                   | 1                             | 4.00   | Nicole Newman, Drake               | 2.81  | Keely Rochard, Virginia Tech                                | 4.00         |
| Home Runs Per Game (146 ranked)              | Caitlyn Nolan<br>Mackenzie Lawter<br>Kelsey Bennett  | 34<br>91<br>95                       | 2<br>6<br>7                   | 0.31<br>0.26<br>0.25                               | Mia Davidson, Mississippi St.      | 0.52  | Cait Brooks, Notre Dame                                     | 0.39         |
| Home runs (36 ranked)                        | Caitlyn Nolan  | 19                                   | 2                             | 16   | Mia Davidson, Mississippi St.      | 25    | Cait Brooks, Notre Dame                                     | 18           |
| On Base Percentage (150 ranked)              | Jayne Bailey<br>Darby Trull<br>Kelsey Bennett<br>Emma Strouth                                      | 21<br>87<br>90<br>137                | 1<br>5<br>6<br>10             | 0.526<br>0.485<br>0.482<br>0.467                   | Courtney Cashman, UMass Lowell     | 0.636 | Jayne Bailey, Virginia Tech                                 | 0.526        |
| RBI's (30 ranked)                            | Emma Strouth<br>Caitlyn Nolan  | 6<br>30                              | 1<br>3                        | 61<br>50   | Alyssa Oakes, USC Upstate          | 73    | Emma Strouth, Virginia Tech                                 | 61           |
| Runs Batted In Per Game (150 ranked)         | Emma Strouth<br>Caitlyn Nolan<br>Kelsey Bennett  | 9<br>62<br>150                       | 1<br>4<br>10                  | 1.20<br>0.98<br>0.84                               | Linda Rush, Drexel                 | 1.43  | Emma Strouth, Virginia Tech                                 | 1.20         |
| Runs per Game (150 ranked)                   | Al Velazquez<br>Emma Strouth<br>Jayme Bailey<br>Darby Trull  | 51<br>70<br>81<br>114                | 5<br>7<br>9<br>11             | 0.96<br>0.92<br>0.90<br>0.85                       | Lexi Watts, UIC                    | 1.31  | Katie Marino, Notre Dame                                    | 1.15         |
| Sacrifice Flies (94 ranked)                  | Caitlyn Nolan  | 3                                    | 1                             | 6  | Libby Morris, Central Ark.         | 8     | Caitlyn Nolan, Virginia Tech                                | 6            |
| Sacrifice Hits per game (147 ranked)         |  |                                      |                               |  | Evans, San Diego                   | 0.33  | Jazmine Moreno, Duke  | 0.20         |
| Saves (45 ranked)                            |  |                                      |                               |  | Alyssa Rothwell, Ball St.          | 13    | Brittany Pickett, North Carolina                            | 4            |
| Shutouts (29 ranked)                         | Keely Rochard<br>Carrie Eberle   | 2<br>15                              | 1<br>2                        | 11<br>8  | Christina Biggerstaff, USC Upstate | 13    | Keely Rochard, Virginia Tech                                | 11           |
| Slugging Percentage (300 ranked)             | Kelsey Bennett<br>Emma Strouth<br>Caitlyn Nolan<br>Jayme Bailey<br>Darby Trull<br>Mackenzie Lawter | 47<br>93<br>115<br>123<br>168<br>193 | 4<br>5<br>8<br>12<br>16<br>18 | 0.764<br>0.708<br>0.683<br>0.678<br>0.646<br>0.629 | Mia Davidson, Mississippi St.      | 0.993 | Cait Brooks, Notre Dame                                     | 0.906        |
| Stolen Bases (150 ranked)                    |  |                                      |                               |  | Jaquelyn Ramon, Southeastern La.   | 1.19  | Cali Harrod, Florida St.                                    | 0.68         |
| Strikeout-to-Walk Ratio (149 ranked)         | Keely Rochard<br>Carrie Eberle   | 41<br>117                            | 2<br>5                        | 4.55<br>2.90                                       | Danielle Williams, Northwestern    | 8.93  | Meghan King, Florida St.                                    | 5.53         |
| Strikeouts (149 ranked)                      | Keely Rochard<br>Carrie Eberle   | 38<br>71                             | 2<br>6                        | 173<br>145   | Nicole Newman, Drake               | 327   | Meghan King, Florida St.                                    | 188          |
| Strikeouts Per Seven Innings (150 ranked)    | Keely Rochard  | 30                                   | 1                             | 8.8  | Nicole Newman, Drake               | 13.0  | Keely Rochard, Virginia Tech                                | 8.8          |
| Total Bases (145 ranked)                     | Emma Strouth<br>Kelsey Bennett<br>Caitlyn Nolan<br>Darby Trull                                     | 28<br>45<br>84<br>122                | 4<br>6<br>10<br>16            | 114<br>107<br>99<br>93                             | Linda Rush, Drexel                 | 146   | Lacy Smith, Virginia  | 122          |
| Toughest to Strike Out (147 ranked)          | Emma Strouth<br>Jayme Bailey   | 56<br>143                            | 2<br>4                        | 20.1<br>15.1                                       | Zadaisha Waddell, N.C. A&T         | 85.0  | Ali Wester, Notre Dame                                      | 20.6         |
| Triples (18 ranked)                          |  |                                      |                               |  | Celene Funke, Louisville           | 10    | Celene Funke, Louisville                                    | 10           |
| Triples Per Game (143 ranked)                |  |                                      |                               |  | Cydney Curran, CSU Bakersfield     | 0.22  | Celene Funke, Louisville                                    | 0.20         |
| Victories (48 ranked)                        | Carrie Eberle<br>Keely Rochard   | 6<br>29                              | 1<br>4                        | 24<br>19   | Summer Ellyson, Louisiana          | 33    | Carrie Eberle, Virginia Tech<br>Meghan King, Florida St.    | 24<br>24     |
| Walks (149 ranked)                           |  |                                      |                               |  | Lauren Pitney, Manhattan           | 1.22  | Cali Harrod, Florida St.                                    | 0.89         |
| Walks Allowed Per Seven Innings (150 ranked) |  |                                      |                               |  | Hannah Shields, Penn St.           | 0.71  | Kathryn Sandercock, Florida St.                             | 1.30         |





### NCAA STATS

| Statistic                            | National Rank | Conference Rank | Value | National Leader           | Value    | Conference Leader | Value |
|--------------------------------------|---------------|-----------------|-------|---------------------------|----------|-------------------|-------|
| Batting Average (295 ranked)         | 6             | 1               | 0.342 | Oklahoma                  | 0.366    | Virginia Tech     | 0.342 |
| Double Plays per Game (295 ranked)   | 159           | 10              | 0.27  | Hofstra                   | 0.73     | Pittsburgh        | 0.43  |
| Doubles per Game (295 ranked)        | 11            | 2               | 1.69  | Colorado St.              | 2.30     | Georgia Tech      | 1.89  |
| Earned Run Average (295 ranked)      | 16            | 1               | 1.88  | UCLA                      | 1.16     | Virginia Tech     | 1.88  |
| Fielding Percentage (295 ranked)     | 40            | 4               | 0.970 | Oklahoma                  | 0.987    | Florida St.       | 0.974 |
| Hit Batters (22 ranked)              |               |                 |       | UMass Lowell              | 7        |                   |       |
| Home Runs per game (295 ranked)      | 4             | 1               | 1.69  | Oklahoma                  | 1.96     | Virginia Tech     | 1.69  |
| On Base Percentage (30 ranked)       | 6             | 1               | 0.426 | Oklahoma                  | 0.457    | Virginia Tech     | 0.426 |
| Scoring (295 ranked)                 | 8             | 1               | 7.18  | Oklahoma                  | 8.15     | Virginia Tech     | 7.18  |
| Shutouts (250 ranked)                | 1             | 1               | 21    | Oklahoma<br>Virginia Tech | 21<br>21 | Virginia Tech     | 21    |
| Slugging Percentage (295 ranked)     | 5             | 1               | 0.604 | Oklahoma                  | 0.681    | Virginia Tech     | 0.604 |
| Stolen Bases per Game (295 ranked)   | 83            | 6               | 1.18  | Southeastern La.          | 4.22     | North Carolina    | 2.14  |
| Strikeout-to-Walk Ratio (295 ranked) | 25            | 2               | 3.23  | Oklahoma                  | 6.82     | Florida St.       | 3.64  |
| Triples per Game (291 ranked)        | 159           | 7               | 0.14  | Louisville                | 0.56     | Louisville        | 0.56  |
| WL Percentage (295 ranked)           | 9             | 2               | 0.843 | Oklahoma                  | 0.957    | Florida St.       | 0.849 |



# LAST FOUR BOX SCORES



## 2019 VT Softball North Carolina at #20 Virginia Tech (Game 2) Apr 21, 2019 at Blacksburg, Va. (Tech Softball Park)



### North Carolina 8 (29-15,16-6 ACC)

### Virginia Tech 4 (40-8,17-4 ACC)

| Player             | ab | r | h  | rb | bb | so | po | a | lob |
|--------------------|----|---|----|----|----|----|----|---|-----|
| Murray,L 2b        | 4  | 1 | 2  | 0  | 0  | 0  | 0  | 1 | 0   |
| Burkhardt,K rf     | 4  | 0 | 0  | 0  | 0  | 1  | 2  | 0 | 2   |
| Ramsey,K cf        | 3  | 2 | 1  | 1  | 1  | 0  | 2  | 0 | 0   |
| Pickett,B dp       | 2  | 1 | 2  | 2  | 1  | 0  | 0  | 0 | 0   |
| Dray,M c           | 3  | 0 | 1  | 0  | 0  | 1  | 2  | 0 | 0   |
| Thompson,S pr      | 0  | 1 | 0  | 0  | 0  | 0  | 0  | 0 | 0   |
| Delamora,B 3b      | 4  | 0 | 1  | 0  | 0  | 1  | 4  | 2 | 0   |
| Vines,T pr         | 0  | 1 | 0  | 0  | 0  | 0  | 0  | 0 | 0   |
| George,H p         | 4  | 0 | 0  | 0  | 2  | 0  | 1  | 3 |     |
| Ruetz,T pr         | 0  | 1 | 0  | 0  | 0  | 0  | 0  | 0 | 0   |
| Hutcherson,C 1b    | 2  | 1 | 0  | 0  | 0  | 0  | 8  | 0 | 0   |
| Goodman,Z ph       | 1  | 0 | 1  | 2  | 0  | 0  | 0  | 0 | 0   |
| DeBerry,D lf       | 2  | 0 | 1  | 0  | 0  | 0  | 3  | 0 | 0   |
| Godwin,L ph        | 1  | 0 | 1  | 2  | 0  | 0  | 0  | 0 | 0   |
| Settlemire,A ss/pr | 0  | 0 | 0  | 0  | 0  | 0  | 2  | 0 | 0   |
| Totals             | 30 | 8 | 10 | 7  | 2  | 5  | 21 | 6 | 5   |

| Player             | ab | r | h | rb | bb | so | po | a  | lob |
|--------------------|----|---|---|----|----|----|----|----|-----|
| Jayne Bailey 1b    | 2  | 0 | 1 | 0  | 1  | 0  | 4  | 1  | 0   |
| Darby Trull cf     | 3  | 0 | 1 | 0  | 0  | 0  | 2  | 0  | 1   |
| Caitlyn Nolan ss   | 3  | 0 | 0 | 0  | 0  | 1  | 4  | 1  | 0   |
| Emma Strouth lf    | 2  | 1 | 0 | 0  | 1  | 0  | 2  | 0  | 1   |
| Kelsey Bennett 3b  | 3  | 0 | 0 | 0  | 0  | 0  | 1  | 4  | 0   |
| Al Velazquez rf    | 2  | 1 | 0 | 0  | 1  | 0  | 0  | 0  | 0   |
| Lauren Duff dp     | 3  | 0 | 1 | 2  | 0  | 0  | 0  | 0  | 0   |
| Kinsey Johnson pr  | 0  | 1 | 0 | 0  | 0  | 0  | 0  | 0  | 0   |
| Mackenzie Lawter c | 3  | 1 | 1 | 2  | 0  | 0  | 6  | 1  | 0   |
| Maddi Banks 2b     | 2  | 0 | 0 | 0  | 0  | 0  | 2  | 2  | 0   |
| Sierra Walton ph   | 1  | 0 | 0 | 0  | 0  | 1  | 0  | 0  | 0   |
| Carrie Eberle p    | 0  | 0 | 0 | 0  | 0  | 0  | 0  | 0  | 0   |
| Keely Rocharad p   | 0  | 0 | 0 | 0  | 0  | 0  | 0  | 1  | 0   |
| Totals             | 24 | 4 | 4 | 4  | 3  | 2  | 21 | 10 | 2   |

| Score by Innings | 1 | 2 | 3 | 4 | 5 | 6 | 7 | R | H  | E |
|------------------|---|---|---|---|---|---|---|---|----|---|
| North Carolina   | 0 | 0 | 0 | 7 | 1 | 0 | 0 | 8 | 10 | 0 |
| Virginia Tech    | 0 | 0 | 0 | 4 | 0 | 0 | 0 | 4 | 4  | 3 |

E - D. Trull(2); K. Bennett(7); C. Eberle(1). DP - Tar Heels 1. LOB - Tar Heels 5; Hokies 2. 2B - Goodman,Z(4); Godwin,L(3); J. Bailey; L. Duff(5). 3B - Ramsey,K(4). HR - Pickett,B(6); M. Lawter(9). HBP - Pickett,B; Dray,M. CS - Settlemire,A(3).

| North Carolina | ip  | h | r | er | bb | so | ab | bf | np |
|----------------|-----|---|---|----|----|----|----|----|----|
| George,H       | 7.0 | 4 | 4 | 4  | 3  | 2  | 24 | 27 | 85 |

| Virginia Tech  | ip  | h | r | er | bb | so | ab | bf | np |
|----------------|-----|---|---|----|----|----|----|----|----|
| Carrie Eberle  | 3.1 | 6 | 7 | 6  | 1  | 2  | 16 | 17 | 61 |
| Keely Rocharad | 3.2 | 4 | 1 | 0  | 1  | 3  | 14 | 17 | 58 |

Win - George,H (11-4). Loss - C. Eberle (22-5). Save - None.  
WP - George,H(2). HBP - by K. Rocharad (Pickett,B); by K. Rocharad (Dray,M). Inherited runners/scored: K. Rocharad 2/2. Pitches/strikes: George,H 85/55; C. Eberle 61/40; K. Rocharad 58/35.

Umpires - HP: Liz Hammerschmidt 1B: Robert Guest 3B: Bob Thomas  
Start: 2:25 PM Time: 1:55 Attendance: 245  
Weather: 53\* partly sunny, 2 MPH CF



## 2019 VT Softball Virginia Tech at Boston College Apr 26, 2019 at BRIGHTON, MASS (HARRINGTON ATHLETICS)



### Virginia Tech 10 (41-8,18-4 ACC)

### Boston College 2 (15-30,4-15 ACC)

| Player             | ab | r  | h | rb | bb | so | po | a | lob |
|--------------------|----|----|---|----|----|----|----|---|-----|
| Al Velazquez rf    | 1  | 2  | 1 | 3  | 3  | 0  | 0  | 0 | 0   |
| Darby Trull cf     | 4  | 2  | 2 | 0  | 1  | 1  | 0  | 2 |     |
| Caitlyn Nolan ss   | 2  | 0  | 1 | 1  | 2  | 0  | 3  | 1 | 2   |
| Emma Strouth lf    | 4  | 1  | 2 | 2  | 0  | 0  | 0  | 2 |     |
| Kelsey Bennett 3b  | 2  | 1  | 0 | 0  | 1  | 0  | 2  | 2 |     |
| Stacy Kalt pr      | 0  | 1  | 0 | 0  | 0  | 0  | 0  | 0 | 0   |
| Jayne Bailey 1b    | 2  | 2  | 1 | 0  | 1  | 0  | 5  | 0 | 0   |
| Mackenzie Lawter c | 4  | 0  | 0 | 0  | 1  | 6  | 0  | 1 |     |
| Meredith Slaw dp   | 2  | 0  | 1 | 2  | 1  | 0  | 0  | 0 | 0   |
| Maddi Banks 2b     | 2  | 1  | 0 | 0  | 1  | 1  | 2  | 0 |     |
| Grace Chavez ph    | 0  | 0  | 0 | 0  | 0  | 0  | 0  | 0 | 0   |
| Keely Rocharad p   | 0  | 0  | 0 | 0  | 0  | 0  | 0  | 0 | 0   |
| Totals             | 23 | 10 | 8 | 8  | 10 | 3  | 18 | 5 | 10  |

| Player         | ab | r | h | rb | bb | so | po | a | lob |
|----------------|----|---|---|----|----|----|----|---|-----|
| DiEmmanuele cf | 3  | 0 | 3 | 0  | 0  | 0  | 0  | 3 | 1   |
| Mataya lf      | 2  | 0 | 0 | 0  | 0  | 1  | 1  | 0 | 1   |
| Hamilton ph/lf | 1  | 0 | 0 | 0  | 0  | 0  | 1  | 0 | 0   |
| Martinez 3b    | 3  | 0 | 0 | 0  | 0  | 1  | 1  | 1 | 1   |
| Moore 1b       | 2  | 1 | 0 | 0  | 1  | 1  | 6  | 0 | 1   |
| Boccagno c     | 3  | 0 | 0 | 0  | 1  | 6  | 0  | 0 | 0   |
| Randazza rf    | 2  | 1 | 0 | 0  | 1  | 1  | 0  | 0 | 0   |
| Richardson pr  | 0  | 0 | 0 | 0  | 0  | 0  | 0  | 0 | 0   |
| Ergle dp       | 3  | 0 | 2 | 0  | 0  | 0  | 0  | 0 | 0   |
| Trevino pr     | 0  | 0 | 0 | 0  | 0  | 0  | 0  | 0 | 0   |
| Sanders 2b     | 3  | 0 | 0 | 0  | 0  | 0  | 0  | 1 | 3   |
| Labshere ss    | 1  | 0 | 0 | 0  | 1  | 0  | 2  | 0 | 0   |
| Gierly ph      | 1  | 0 | 0 | 0  | 0  | 0  | 0  | 0 | 0   |
| Anderson p     | 0  | 0 | 0 | 0  | 0  | 0  | 0  | 0 | 1   |
| Dolby p        | 0  | 0 | 0 | 0  | 0  | 0  | 0  | 0 | 0   |
| Friedt p       | 0  | 0 | 0 | 0  | 0  | 0  | 0  | 0 | 0   |
| Totals         | 24 | 2 | 5 | 2  | 2  | 6  | 18 | 6 | 6   |

| Score by Innings | 1 | 2 | 3 | 4 | 5 | 6 | 7 | R  | H | E |
|------------------|---|---|---|---|---|---|---|----|---|---|
| Virginia Tech    | 4 | 0 | 3 | 0 | 2 | 1 | 0 | 10 | 8 | 3 |
| Boston College   | 0 | 0 | 0 | 2 | 0 | 0 | 0 | 2  | 5 | 0 |

E - A. Velazquez; C. Nolan; M. Lawter. LOB - VT 10; BC 6. 2B - Ergle. HBP - K. Bennett; J. Bailey; G. Chavez.  
SF - A. Velazquez; M. Slaw. SB - M. Banks; DiEmmanuele.

| Virginia Tech  | ip  | h | r | er | bb | so | ab | bf | np  |
|----------------|-----|---|---|----|----|----|----|----|-----|
| Keely Rocharad | 6.0 | 5 | 2 | 2  | 2  | 6  | 24 | 26 | 103 |

| Boston College | ip  | h | r | er | bb | so | ab | bf | np |
|----------------|-----|---|---|----|----|----|----|----|----|
| Anderson       | 2.2 | 7 | 7 | 7  | 7  | 2  | 15 | 22 | 85 |
| Dolby          | 2.2 | 1 | 3 | 3  | 2  | 0  | 7  | 13 | 45 |
| Friedt         | 0.2 | 0 | 0 | 0  | 1  | 1  | 1  | 3  | 15 |

Win - K. Rocharad (19-3). Loss - Anderson (4-10). Save - None.  
WP - Anderson 2; Dolby 3. HBP - by Dolby (K. Bennett); by Dolby (J. Bailey); by Dolby (G. Chavez). Inherited runners/scored: Anderson 2/2; Dolby 3/2; Friedt 2/1. Pitches/strikes: K. Rocharad 103/71; Anderson 85/39; Dolby 45/19; Friedt 15/7.

Umpires - HP: Brad Tittington 1B: Bob Thomas 3B: John Kerwin  
Start: 5 p.m. Time: 2:26 Attendance: 122  
Weather: Cold & Cloudy  
Anderson faced 5 batters in the 1st.



## 2019 VT Softball Virginia Tech at Boston College Apr 27, 2019 at Brighton, Mass. (Harrington Village)



### Virginia Tech 11 (42-8,19-4 ACC)

### Boston College 1 (16-31,4-16 ACC)

| Player             | ab | r  | h  | rb | bb | so | po | a | lob |
|--------------------|----|----|----|----|----|----|----|---|-----|
| Jayne Bailey 1b    | 3  | 2  | 2  | 0  | 1  | 1  | 7  | 0 | 0   |
| Darby Trull cf     | 2  | 2  | 1  | 0  | 2  | 0  | 0  | 2 |     |
| Caitlyn Nolan ss   | 2  | 0  | 0  | 1  | 0  | 1  | 1  | 0 |     |
| Stacy Kalt ph      | 1  | 0  | 0  | 0  | 1  | 0  | 0  | 0 |     |
| Emma Strouth lf    | 2  | 0  | 2  | 2  | 1  | 0  | 1  | 0 |     |
| Lauren Duff ph     | 1  | 1  | 1  | 0  | 0  | 0  | 0  | 0 |     |
| Kelsey Bennett 3b  | 3  | 1  | 2  | 2  | 0  | 1  | 3  | 0 |     |
| Dani Hugney pr     | 0  | 0  | 0  | 0  | 0  | 0  | 0  | 0 |     |
| Meredith Slaw dp   | 1  | 1  | 0  | 0  | 1  | 0  | 0  | 2 |     |
| Sierra Walton ph   | 0  | 0  | 0  | 0  | 1  | 0  | 0  | 0 |     |
| Al Velazquez rf    | 2  | 1  | 0  | 0  | 1  | 0  | 0  | 3 |     |
| Can Davis rf       | 2  | 0  | 2  | 0  | 0  | 0  | 0  | 0 |     |
| Mackenzie Lawter c | 3  | 1  | 2  | 1  | 1  | 0  | 5  | 0 |     |
| Kinsey Johnson ph  | 1  | 0  | 1  | 1  | 0  | 0  | 0  | 0 |     |
| Maddi Banks 2b     | 2  | 2  | 1  | 3  | 0  | 0  | 1  | 0 |     |
| Grace Chavez ph    | 1  | 0  | 0  | 0  | 0  | 0  | 0  | 3 |     |
| Carrie Eberle p    | 0  | 0  | 0  | 0  | 0  | 0  | 1  | 0 |     |
| Totals             | 26 | 11 | 14 | 10 | 6  | 4  | 15 | 6 | 10  |

| Player         | ab | r | h | rb | bb | so | po | a | lob |
|----------------|----|---|---|----|----|----|----|---|-----|
| DiEmmanuele cf | 3  | 0 | 0 | 0  | 0  | 2  | 0  | 0 | 4   |
| Mataya lf      | 3  | 0 | 1 | 0  | 0  | 0  | 2  | 0 | 0   |
| Martinez 3b    | 3  | 0 | 1 | 0  | 0  | 0  | 0  | 1 | 0   |
| Trevino pr     | 0  | 0 | 0 | 0  | 0  | 0  | 0  | 0 | 0   |
| Moore 1b       | 3  | 1 | 2 | 0  | 0  | 0  | 4  | 0 | 0   |
| Randazza rf    | 1  | 0 | 1 | 0  | 2  | 0  | 0  | 0 | 0   |
| Ergle dp       | 2  | 0 | 0 | 0  | 0  | 2  | 0  | 0 | 2   |
| Severini ph    | 1  | 0 | 0 | 0  | 0  | 0  | 0  | 2 |     |
| Boccagno c     | 1  | 0 | 0 | 0  | 1  | 0  | 5  | 0 | 0   |
| Sanders 2b     | 1  | 0 | 0 | 1  | 1  | 1  | 2  | 4 | 0   |
| Labshere ss    | 1  | 0 | 0 | 0  | 0  | 0  | 2  | 0 | 0   |
| Gierly ph      | 0  | 0 | 0 | 0  | 1  | 0  | 0  | 0 | 0   |
| Friedt p       | 0  | 0 | 0 | 0  | 0  | 0  | 0  | 0 | 0   |
| Anderson p     | 0  | 0 | 0 | 0  | 0  | 0  | 0  | 0 | 0   |
| Cook p         | 0  | 0 | 0 | 0  | 0  | 0  | 0  | 1 | 0   |
| Totals         | 19 | 1 | 5 | 1  | 5  | 5  | 15 | 6 | 8   |

| Score by Innings | 1 | 2 | 3 | 4 | 5 | R  | H  | E |
|------------------|---|---|---|---|---|----|----|---|
| Virginia Tech    | 7 | 0 | 3 | 0 | 1 | 11 | 14 | 0 |
| Boston College   | 0 | 1 | 0 | 0 | 0 | 1  | 5  | 1 |

E - Labshere(5). DP - VT 1; BC 1. LOB - VT 10; BC 8. 2B - E. Strouth(13); L. Duff(6). HR - M. Banks(3). HBP - K. Bennett; M. Slaw. SH - M. Banks(4). SF - C. Nolan(6).

| Virginia Tech | ip  | h | r | er | bb | so | ab | bf | np |
|---------------|-----|---|---|----|----|----|----|----|----|
| Carrie Eberle | 5.0 | 5 | 1 | 1  | 5  | 5  | 19 | 24 | 95 |

| Boston College | ip  | h | r | er | bb | so | ab | bf | np |
|----------------|-----|---|---|----|----|----|----|----|----|
| Friedt         | 0.2 | 5 | 7 | 7  | 1  | 0  | 7  | 9  | 20 |
| Anderson       | 2.0 | 5 | 3 | 3  | 3  | 2  | 9  | 14 | 65 |
| Cook           | 2.1 | 4 | 1 | 1  | 2  | 2  | 10 | 13 | 57 |

Win - C. Eberle (23-5). Loss - Friedt (2-2). Save - None.  
HBP - by Friedt (M. Slaw); by Anderson (K. Bennett). PB - Boccagno(4). Inherited runners/scored: Cook 2/0. Pitches/strikes: C. Eberle 95/54; Friedt 20/12; Anderson 65/34; Cook 57/33.

Umpires - HP: Bob Thomas 1B: John Kerwin 3B: Brad Tittington  
Start: 1:01 pm Time: 1:55 Attendance: 156  
Weather: Overcast and Sprinkles



## 2019 VT Softball Virginia Tech at Boston College Apr 28, 2019 at Brighton, Mass. (Harrington Village)



### Virginia Tech 8 (43-8,20-4 ACC)

### Boston College 1 (16-32,4-17 ACC)

| Player            | ab | r | h | rb | bb | so | po | a | lob |
|-------------------|----|---|---|----|----|----|----|---|-----|
| Jayne Bailey 1b   | 3  | 1 | 0 | 0  | 1  | 0  | 8  | 0 | 3   |
| Darby Trull cf    | 4  | 1 | 1 | 0  | 1  | 0  | 1  | 0 | 0   |
| Caitlyn Nolan ss  | 3  | 1 | 2 | 0  | 0  | 3  | 2  | 0 |     |
| Emma Strouth lf   | 3  | 0 | 1 | 0  | 1  | 0  | 0  | 3 |     |
| Kelsey Bennett 3b | 4  | 1 | 2 | 0  | 0  | 0  | 4  | 2 |     |
| Stacy Kalt pr     | 0  | 1 | 0 | 0  | 0  | 0  |    |   |     |

## SEASON STATS



### 2019 VT Softball Overall Statistics for Virginia Tech (as of Apr 28, 2019) (All games Sorted by Batting avg)



Record: 43-8 Home: 13-5 Away: 19-2 Neutral: 11-1 Conference: 20-4

| Player                | avg  | gp-gs | ab   | r   | h   | 2b | 3b | hr | rbi | tb  | slg%  | bb  | hp | so  | gdp | ob%  | sf | sh | sb-att | po  | a   | e  | fld%  |  |
|-----------------------|------|-------|------|-----|-----|----|----|----|-----|-----|-------|-----|----|-----|-----|------|----|----|--------|-----|-----|----|-------|--|
| 2 Jayme Bailey        | .413 | 48-46 | 121  | 43  | 50  | 12 | 1  | 6  | 15  | 82  | .678  | 22  | 8  | 8   | 1   | .526 | 1  | 2  | 1-5    | 273 | 8   | 3  | .989  |  |
| 14 Emma Strouth       | .410 | 51-51 | 161  | 47  | 66  | 13 | 1  | 11 | 61  | 114 | .708  | 15  | 3  | 8   | 2   | .467 | 1  | 0  | 6-6    | 55  | 0   | 2  | .965  |  |
| 4 Darby Trull         | .410 | 48-47 | 144  | 41  | 59  | 9  | 2  | 7  | 35  | 93  | .646  | 21  | 1  | 18  | 0   | .485 | 1  | 1  | 5-7    | 56  | 2   | 3  | .951  |  |
| 8 Kelsey Bennett      | .393 | 51-51 | 140  | 32  | 55  | 9  | 2  | 13 | 43  | 107 | .764  | 21  | 5  | 12  | 0   | .482 | 2  | 1  | 1-1    | 25  | 92  | 7  | .944  |  |
| 28 Grace Chavez       | .364 | 29-16 | 55   | 10  | 20  | 2  | 0  | 6  | 20  | 40  | .727  | 10  | 1  | 11  | 1   | .470 | 0  | 0  | 0-0    | 0   | 0   | 0  | .000  |  |
| 9 Al Velazquez        | .338 | 49-49 | 148  | 47  | 50  | 10 | 1  | 3  | 26  | 71  | .480  | 24  | 3  | 17  | 0   | .435 | 2  | 1  | 6-6    | 16  | 1   | 2  | .895  |  |
| 18 Mackenzie Lawter   | .299 | 39-39 | 97   | 24  | 29  | 2  | 0  | 10 | 29  | 61  | .629  | 5   | 4  | 13  | 0   | .352 | 2  | 0  | 3-3    | 228 | 16  | 4  | .984  |  |
| 13 Caitlyn Nolan      | .290 | 51-51 | 145  | 34  | 42  | 9  | 0  | 16 | 50  | 99  | .683  | 23  | 4  | 16  | 1   | .388 | 6  | 0  | 7-7    | 80  | 85  | 9  | .948  |  |
| 6 Lauren Duff         | .286 | 28-22 | 70   | 10  | 20  | 6  | 0  | 3  | 12  | 35  | .500  | 5   | 2  | 8   | 1   | .351 | 0  | 0  | 0-0    | 100 | 5   | 1  | .991  |  |
| 29 Maddi Banks        | .265 | 46-46 | 102  | 22  | 27  | 3  | 0  | 3  | 11  | 39  | .382  | 11  | 0  | 31  | 1   | .336 | 0  | 4  | 13-15  | 68  | 70  | 4  | .972  |  |
| 16 Meredith Slaw      | .263 | 31-16 | 57   | 7   | 15  | 3  | 0  | 4  | 17  | 30  | .526  | 4   | 2  | 9   | 0   | .328 | 1  | 0  | 0-0    | 17  | 1   | 0  | 1.000 |  |
| 11 Cana Davis         | .256 | 24-12 | 43   | 7   | 11  | 3  | 0  | 1  | 4   | 17  | .395  | 4   | 2  | 15  | 0   | .347 | 0  | 0  | 0-1    | 1   | 0   | 1  | .500  |  |
| 20 Sierra Walton      | .211 | 19-10 | 38   | 2   | 8   | 5  | 0  | 0  | 9   | 13  | .342  | 5   | 0  | 7   | 0   | .302 | 0  | 0  | 0-0    | 29  | 0   | 3  | .906  |  |
| -----                 |      |       |      |     |     |    |    |    |     |     |       |     |    |     |     |      |    |    |        |     |     |    |       |  |
| 10 Olivia Lattin      | .545 | 3-3   | 11   | 5   | 6   | 0  | 0  | 1  | 2   | 9   | .818  | 0   | 0  | 0   | 0   | .545 | 0  | 0  | 0-0    | 0   | 5   | 0  | 1.000 |  |
| 0 Jada Crittendon     | .500 | 10-0  | 2    | 2   | 1   | 0  | 0  | 0  | 0   | 1   | .500  | 0   | 0  | 0   | 0   | .500 | 0  | 0  | 1-1    | 0   | 0   | 0  | .000  |  |
| 21 Stacy Kalt         | .400 | 29-0  | 5    | 13  | 2   | 0  | 0  | 1  | 1   | 5   | 1.000 | 1   | 0  | 2   | 0   | .500 | 0  | 0  | 11-13  | 3   | 0   | 1  | .750  |  |
| 19 Kinsey Johnson     | .400 | 32-0  | 5    | 16  | 2   | 0  | 0  | 0  | 2   | 2   | 4.000 | 1   | 0  | 2   | 0   | .500 | 0  | 0  | 4-4    | 1   | 0   | 0  | 1.000 |  |
| 25 Carrie Eberle      | .250 | 31-28 | 8    | 1   | 2   | 0  | 0  | 0  | 1   | 2   | .250  | 1   | 0  | 2   | 0   | .333 | 0  | 0  | 0-0    | 5   | 52  | 1  | .983  |  |
| 5 Dani Hugney         | .200 | 8-0   | 5    | 2   | 1   | 0  | 0  | 0  | 0   | 1   | .200  | 0   | 0  | 1   | 0   | .200 | 0  | 0  | 2-2    | 0   | 0   | 0  | .000  |  |
| 12 Hannah Jones       | .200 | 8-0   | 5    | 1   | 1   | 0  | 0  | 1  | 4   | 4   | .800  | 3   | 0  | 2   | 0   | .500 | 0  | 0  | 0-0    | 0   | 0   | 0  | .000  |  |
| 31 Kayleigh Addington | .000 | 3-0   | 3    | 0   | 0   | 0  | 0  | 0  | 0   | 0   | .000  | 0   | 0  | 0   | 1   | .000 | 0  | 0  | 0-0    | 0   | 0   | 0  | .000  |  |
| 22 Mara Strum         | .000 | 1-0   | 0    | 0   | 0   | 0  | 0  | 0  | 0   | 0   | .000  | 0   | 0  | 0   | 0   | .000 | 0  | 0  | 0-0    | 0   | 0   | 0  | .000  |  |
| 3 Keely Rochard       | .000 | 27-23 | 0    | 0   | 0   | 0  | 0  | 0  | 0   | 0   | .000  | 0   | 0  | 0   | 0   | .000 | 0  | 0  | 0-0    | 6   | 11  | 0  | 1.000 |  |
| 7 Keara Napoli        | .000 | 4-0   | 0    | 0   | 0   | 0  | 0  | 0  | 0   | 0   | .000  | 0   | 0  | 0   | 0   | .000 | 0  | 0  | 0-0    | 0   | 0   | 0  | .000  |  |
| Totals                | .342 | 51    | 1365 | 366 | 467 | 86 | 7  | 86 | 342 | 825 | .604  | 176 | 35 | 182 | 8   | .426 | 16 | 9  | 60-71  | 963 | 348 | 41 | .970  |  |
| Opponents             | .209 | 51    | 1201 | 119 | 251 | 46 | 6  | 15 | 112 | 354 | .295  | 99  | 31 | 320 | 9   | .285 | 4  | 6  | 27-34  | 923 | 310 | 43 | .966  |  |

LOB - Team (312), Opp (259). DPs turned - Team (14), Opp (16). IBB - Team (0), Opp (1).

### (All games Sorted by Earned run avg)

| Player           | era   | w-l  | app | gs | cg | sho  | sv | ip    | h   | r   | er  | bb  | so  | 2b | 3b | hr | b/avg | wp | hp | bk | sfa | sha |
|------------------|-------|------|-----|----|----|------|----|-------|-----|-----|-----|-----|-----|----|----|----|-------|----|----|----|-----|-----|
| 3 Keely Rochard  | 1.67  | 19-3 | 27  | 23 | 19 | 11/1 | 2  | 138.1 | 79  | 39  | 33  | 38  | 173 | 20 | 1  | 10 | .162  | 3  | 19 | 0  | 3   | 4   |
| 25 Carrie Eberle | 1.72  | 24-5 | 31  | 28 | 21 | 8/2  | 0  | 178.2 | 161 | 64  | 44  | 50  | 145 | 22 | 5  | 5  | .233  | 11 | 12 | 0  | 1   | 2   |
| 7 Keara Napoli   | 15.75 | 0-0  | 4   | 0  | 0  | 0/2  | 0  | 2.2   | 7   | 7   | 6   | 4   | 1   | 2  | 0  | 0  | .500  | 1  | 0  | 0  | 0   | 0   |
| 22 Mara Strum    | 15.75 | 0-0  | 1   | 0  | 0  | 0/0  | 0  | 1.1   | 4   | 9   | 3   | 7   | 1   | 2  | 0  | 0  | .444  | 0  | 0  | 0  | 0   | 0   |
| Totals           | 1.88  | 43-8 | 51  | 51 | 40 | 21/2 | 2  | 321.0 | 251 | 119 | 86  | 99  | 320 | 46 | 6  | 15 | .209  | 15 | 31 | 0  | 4   | 6   |
| Opponents        | 7.44  | 8-43 | 51  | 51 | 10 | 2/0  | 0  | 307.2 | 467 | 366 | 327 | 176 | 182 | 86 | 7  | 86 | .342  | 34 | 35 | 0  | 16  | 9   |

PB - Team (5), M. Lawter 4, L. Duff 1, Opp (10). SBA/ATT - M. Lawter (23-28), C. Eberle (18-24), K. Rochard (9-10), L. Duff (4-5).

| Player                | c    | po  | a   | e  | fld%  | dp | sba | csb | sba% | pb | ci |
|-----------------------|------|-----|-----|----|-------|----|-----|-----|------|----|----|
| 16 Meredith Slaw      | 18   | 17  | 1   | 0  | 1.000 | 0  | 0   | 0   | ---  | 0  | 0  |
| 3 Keely Rochard       | 17   | 6   | 11  | 0  | 1.000 | 0  | 9   | 1   | .900 | 0  | 0  |
| 10 Olivia Lattin      | 5    | 0   | 5   | 0  | 1.000 | 0  | 0   | 0   | ---  | 0  | 0  |
| 19 Kinsey Johnson     | 1    | 1   | 0   | 0  | 1.000 | 0  | 0   | 0   | ---  | 0  | 0  |
| 6 Lauren Duff         | 106  | 100 | 5   | 1  | .991  | 0  | 4   | 1   | .800 | 1  | 0  |
| 2 Jayme Bailey        | 284  | 273 | 8   | 3  | .989  | 12 | 0   | 0   | ---  | 0  | 0  |
| 18 Mackenzie Lawter   | 248  | 228 | 16  | 4  | .984  | 0  | 23  | 5   | .821 | 4  | 0  |
| 25 Carrie Eberle      | 58   | 5   | 52  | 1  | .983  | 3  | 18  | 6   | .750 | 0  | 0  |
| 29 Maddi Banks        | 142  | 68  | 70  | 4  | .972  | 7  | 0   | 0   | ---  | 0  | 0  |
| 14 Emma Strouth       | 57   | 55  | 0   | 2  | .965  | 0  | 0   | 0   | ---  | 0  | 0  |
| 4 Darby Trull         | 61   | 56  | 2   | 3  | .951  | 0  | 0   | 0   | ---  | 0  | 0  |
| 13 Caitlyn Nolan      | 174  | 80  | 85  | 9  | .948  | 6  | 0   | 0   | ---  | 0  | 0  |
| 8 Kelsey Bennett      | 124  | 25  | 92  | 7  | .944  | 5  | 0   | 0   | ---  | 0  | 0  |
| 20 Sierra Walton      | 32   | 29  | 0   | 3  | .906  | 1  | 0   | 0   | ---  | 0  | 0  |
| 9 Al Velazquez        | 19   | 16  | 1   | 2  | .895  | 0  | 0   | 0   | ---  | 0  | 0  |
| 21 Stacy Kalt         | 4    | 3   | 0   | 1  | .750  | 0  | 0   | 0   | ---  | 0  | 0  |
| 11 Cana Davis         | 2    | 1   | 0   | 1  | .500  | 0  | 0   | 0   | ---  | 0  | 0  |
| 28 Grace Chavez       | 0    | 0   | 0   | 0  | .000  | 0  | 0   | 0   | ---  | 0  | 0  |
| 7 Keara Napoli        | 0    | 0   | 0   | 0  | .000  | 0  | 0   | 0   | ---  | 0  | 0  |
| 12 Hannah Jones       | 0    | 0   | 0   | 0  | .000  | 0  | 0   | 0   | ---  | 0  | 0  |
| 5 Dani Hugney         | 0    | 0   | 0   | 0  | .000  | 0  | 0   | 0   | ---  | 0  | 0  |
| 31 Kayleigh Addington | 0    | 0   | 0   | 0  | .000  | 0  | 0   | 0   | ---  | 0  | 0  |
| 0 Jada Crittendon     | 0    | 0   | 0   | 0  | .000  | 0  | 0   | 0   | ---  | 0  | 0  |
| 22 Mara Strum         | 0    | 0   | 0   | 0  | .000  | 0  | 0   | 0   | ---  | 0  | 0  |
| Totals                | 1352 | 963 | 348 | 41 | .970  | 14 | 27  | 7   | .794 | 5  | 0  |
| Opponents             | 1276 | 923 | 310 | 43 | .966  | 16 | 60  | 11  | .845 | 10 | 0  |



**CONFERENCE STATS**



**2019 VT Softball**  
 Conference statistics for Virginia Tech (as of Apr 28, 2019)  
 (Conference games only Sorted by Batting avg)



Record: 20-4 Home: 8-4 Away: 12-0 Conference: 20-4

| Player                | avg   | gp-gs | ab  | r   | h   | 2b | 3b | hr | rbi | tb  | slg%  | bb | hp | so  | gdp | ob%   | sf | sh | sb-att | po  | a   | e  | fld%  |
|-----------------------|-------|-------|-----|-----|-----|----|----|----|-----|-----|-------|----|----|-----|-----|-------|----|----|--------|-----|-----|----|-------|
| 2 Jayme Bailey        | .394  | 24-24 | 66  | 25  | 26  | 8  | 1  | 4  | 9   | 48  | .727  | 14 | 4  | 6   | 1   | .518  | 1  | 1  | 0-3    | 151 | 4   | 1  | .994  |
| 8 Kelsey Bennett      | .388  | 24-24 | 67  | 15  | 26  | 5  | 2  | 5  | 23  | 50  | .746  | 10 | 2  | 7   | 0   | .469  | 2  | 0  | 0-0    | 15  | 56  | 3  | .959  |
| 14 Emma Strouth       | .370  | 24-24 | 73  | 17  | 27  | 2  | 0  | 6  | 26  | 47  | .644  | 10 | 2  | 6   | 1   | .459  | 0  | 0  | 1-1    | 21  | 0   | 0  | 1.000 |
| 4 Darby Trull         | .360  | 24-24 | 75  | 20  | 27  | 3  | 1  | 3  | 14  | 41  | .547  | 10 | 0  | 12  | 0   | .430  | 1  | 0  | 2-2    | 23  | 1   | 2  | .923  |
| 11 Cana Davis         | .333  | 10-3  | 15  | 3   | 5   | 1  | 0  | 1  | 3   | 9   | .600  | 0  | 0  | 6   | 0   | .333  | 0  | 0  | 0-0    | 0   | 0   | 1  | .000  |
| 18 Mackenzie Lawter   | .310  | 23-23 | 58  | 13  | 18  | 2  | 0  | 6  | 21  | 38  | .655  | 3  | 2  | 7   | 0   | .354  | 2  | 0  | 1-1    | 137 | 11  | 2  | .987  |
| 28 Grace Chavez       | .296  | 14-8  | 27  | 3   | 8   | 1  | 0  | 1  | 7   | 12  | .444  | 5  | 1  | 8   | 1   | .424  | 0  | 0  | 0-0    | 0   | 0   | 0  | .000  |
| 9 Al Velazquez        | .290  | 23-23 | 69  | 23  | 20  | 4  | 0  | 3  | 13  | 33  | .478  | 13 | 2  | 12  | 0   | .412  | 1  | 0  | 3-3    | 6   | 0   | 2  | .750  |
| 29 Maddi Banks        | .244  | 21-21 | 45  | 11  | 11  | 1  | 0  | 2  | 7   | 18  | .400  | 5  | 0  | 18  | 0   | .320  | 0  | 4  | 5-7    | 34  | 37  | 2  | .973  |
| 16 Meredith Slaw      | .238  | 11-7  | 21  | 3   | 5   | 2  | 0  | 1  | 6   | 10  | .476  | 3  | 1  | 3   | 0   | .346  | 1  | 0  | 0-0    | 17  | 1   | 0  | 1.000 |
| 13 Caitlyn Nolan      | .231  | 24-24 | 65  | 11  | 15  | 4  | 0  | 6  | 20  | 37  | .569  | 10 | 4  | 10  | 1   | .354  | 3  | 0  | 2-2    | 41  | 41  | 2  | .976  |
| 6 Lauren Duff         | .200  | 11-8  | 25  | 1   | 5   | 2  | 0  | 0  | 3   | 7   | .280  | 2  | 0  | 5   | 1   | .259  | 0  | 0  | 0-0    | 18  | 1   | 0  | 1.000 |
| 20 Sierra Walton      | .182  | 7-3   | 11  | 1   | 2   | 1  | 0  | 0  | 0   | 3   | .273  | 2  | 0  | 5   | 0   | .308  | 0  | 0  | 0-0    | 0   | 0   | 0  | .000  |
| -----                 |       |       |     |     |     |    |    |    |     |     |       |    |    |     |     |       |    |    |        |     |     |    |       |
| 19 Kinsey Johnson     | 1.000 | 19-0  | 1   | 11  | 1   | 0  | 0  | 0  | 1   | 1   | 1.000 | 0  | 0  | 0   | 0   | 1.000 | 0  | 0  | 1-1    | 0   | 0   | 0  | .000  |
| 21 Stacy Kalt         | .500  | 13-0  | 2   | 7   | 1   | 0  | 0  | 1  | 1   | 4   | 2.000 | 0  | 0  | 1   | 0   | .500  | 0  | 0  | 4-5    | 0   | 0   | 0  | .000  |
| 25 Carrie Eberle      | .167  | 16-14 | 6   | 0   | 1   | 0  | 0  | 0  | 0   | 1   | .167  | 0  | 0  | 2   | 0   | .167  | 0  | 0  | 0-0    | 3   | 26  | 1  | .967  |
| 31 Kayleigh Addington | .000  | 1-0   | 1   | 0   | 0   | 0  | 0  | 0  | 0   | 0   | .000  | 0  | 0  | 0   | 0   | .000  | 0  | 0  | 0-0    | 0   | 0   | 0  | .000  |
| 0 Jada Crittendon     | .000  | 4-0   | 0   | 0   | 0   | 0  | 0  | 0  | 0   | 0   | .000  | 0  | 0  | 0   | 0   | .000  | 0  | 0  | 0-0    | 0   | 0   | 0  | .000  |
| 5 Dani Hugney         | .000  | 1-0   | 0   | 0   | 0   | 0  | 0  | 0  | 0   | 0   | .000  | 0  | 0  | 0   | 0   | .000  | 0  | 0  | 0-0    | 0   | 0   | 0  | .000  |
| 3 Keely Rochard       | .000  | 12-10 | 0   | 0   | 0   | 0  | 0  | 0  | 0   | 0   | .000  | 0  | 0  | 0   | 0   | .000  | 0  | 0  | 0-0    | 2   | 9   | 0  | 1.000 |
| Totals                | .316  | 24    | 627 | 164 | 198 | 36 | 4  | 39 | 154 | 359 | .573  | 87 | 18 | 108 | 5   | .408  | 11 | 5  | 19-25  | 468 | 187 | 16 | .976  |
| Opponents             | .216  | 24    | 579 | 50  | 125 | 24 | 3  | 12 | 47  | 191 | .330  | 45 | 17 | 154 | 5   | .291  | 1  | 4  | 15-20  | 447 | 147 | 16 | .974  |

LOB - Team (137), Opp (128). DPs turned - Team (7), Opp (8). IBB - Team (0), Opp (1).

**(Conference games only Sorted by Earned run avg)**

| Player           | era  | w-l  | app | gs | cg | sho | sv | ip    | h   | r   | er  | bb | so  | 2b | 3b | hr | b/avg | wp | hp | bk | sfa | sha |
|------------------|------|------|-----|----|----|-----|----|-------|-----|-----|-----|----|-----|----|----|----|-------|----|----|----|-----|-----|
| 25 Carrie Eberle | 1.78 | 12-3 | 16  | 14 | 12 | 4/0 | 0  | 94.1  | 81  | 30  | 24  | 27 | 77  | 12 | 3  | 4  | .229  | 4  | 8  | 0  | 0   | 1   |
| 3 Keely Rochard  | 2.16 | 8-1  | 12  | 10 | 8  | 4/0 | 0  | 61.2  | 44  | 20  | 19  | 18 | 77  | 12 | 0  | 8  | .196  | 1  | 9  | 0  | 1   | 3   |
| Totals           | 1.93 | 20-4 | 24  | 24 | 20 | 8/0 | 0  | 156.0 | 125 | 50  | 43  | 45 | 154 | 24 | 3  | 12 | .216  | 5  | 17 | 0  | 1   | 4   |
| Opponents        | 6.91 | 4-20 | 24  | 24 | 8  | 1/0 | 0  | 149.0 | 198 | 164 | 147 | 87 | 108 | 36 | 4  | 39 | .316  | 22 | 18 | 0  | 11  | 5   |

| Player                | c   | po  | a   | e  | fld%  | dp | sba | csb | sba% | pb | ci |
|-----------------------|-----|-----|-----|----|-------|----|-----|-----|------|----|----|
| 14 Emma Strouth       | 21  | 21  | 0   | 0  | 1.000 | 0  | 0   | 0   | ---  | 0  | 0  |
| 6 Lauren Duff         | 19  | 18  | 1   | 0  | 1.000 | 0  | 1   | 1   | .500 | 0  | 0  |
| 16 Meredith Slaw      | 18  | 17  | 1   | 0  | 1.000 | 0  | 0   | 0   | ---  | 0  | 0  |
| 3 Keely Rochard       | 11  | 2   | 9   | 0  | 1.000 | 0  | 6   | 1   | .857 | 0  | 0  |
| 2 Jayme Bailey        | 156 | 151 | 4   | 1  | .994  | 7  | 0   | 0   | ---  | 0  | 0  |
| 18 Mackenzie Lawter   | 150 | 137 | 11  | 2  | .987  | 0  | 14  | 4   | .778 | 3  | 0  |
| 13 Caitlyn Nolan      | 84  | 41  | 41  | 2  | .976  | 3  | 0   | 0   | ---  | 0  | 0  |
| 29 Maddi Banks        | 73  | 34  | 37  | 2  | .973  | 3  | 0   | 0   | ---  | 0  | 0  |
| 25 Carrie Eberle      | 30  | 3   | 26  | 1  | .967  | 2  | 9   | 4   | .692 | 0  | 0  |
| 8 Kelsey Bennett      | 74  | 15  | 56  | 3  | .959  | 3  | 0   | 0   | ---  | 0  | 0  |
| 4 Darby Trull         | 26  | 23  | 1   | 2  | .923  | 0  | 0   | 0   | ---  | 0  | 0  |
| 9 Al Velazquez        | 8   | 6   | 0   | 2  | .750  | 0  | 0   | 0   | ---  | 0  | 0  |
| 11 Cana Davis         | 1   | 0   | 0   | 1  | .000  | 0  | 0   | 0   | ---  | 0  | 0  |
| 28 Grace Chavez       | 0   | 0   | 0   | 0  | .000  | 0  | 0   | 0   | ---  | 0  | 0  |
| 20 Sierra Walton      | 0   | 0   | 0   | 0  | .000  | 0  | 0   | 0   | ---  | 0  | 0  |
| 31 Kayleigh Addington | 0   | 0   | 0   | 0  | .000  | 0  | 0   | 0   | ---  | 0  | 0  |
| 0 Jada Crittendon     | 0   | 0   | 0   | 0  | .000  | 0  | 0   | 0   | ---  | 0  | 0  |
| 21 Stacy Kalt         | 0   | 0   | 0   | 0  | .000  | 0  | 0   | 0   | ---  | 0  | 0  |
| 5 Dani Hugney         | 0   | 0   | 0   | 0  | .000  | 0  | 0   | 0   | ---  | 0  | 0  |
| 19 Kinsey Johnson     | 0   | 0   | 0   | 0  | .000  | 0  | 0   | 0   | ---  | 0  | 0  |
| Totals                | 671 | 468 | 187 | 16 | .976  | 7  | 15  | 5   | .750 | 3  | 0  |







**00**  
Jada CRITTENDON  
OF | 5-1 | r-Fr.  
Norfolk, Va.  
Jay-duh



**2**  
Jayme BAILEY  
U | 5-5 | Fr.  
Scott Depot, W.Va.  
JAY-me



**3**  
Keely ROCHARD  
P | 5-8 | So.  
Williamsburg, Va.  
KEY-lee row-SHARD



**4**  
Darby TRULL  
OF | 5-3 | So.  
Fort Mill, S.C.



**5**  
Dani HUGNEY  
IF | 5-4 | Jr.  
Fairfax Station, Va.  
HUGH-gknee



**6**  
Lauren DUFF  
C | 5-8 | Sr.  
Chesapeake, Va.



**7**  
Keara NAPOLI  
P | 5-6 | So.  
Alpharetta, Ga.  
KEER-uh



**8**  
Kelsey BENNETT  
U | 5-5 | Fr.  
Jefferson, Ga.



**9**  
AI VELAZQUEZ  
OF | 5-5 | So.  
Aurora, Colo.  
Vuh-LAZ-kez



**10**  
Olivia LATTIN  
2B | 5-6 | Sr.  
Kingston, N.Y.



**11**  
Cana DAVIS  
OF | 5-9 | So.  
Harrisonburg, Va.  
KAY-nuh



**13**  
Caitlyn NOLAN  
SS | 5-7 | Sr.  
Bennettsville, S.C.



**14**  
Emma STROUTH  
OF | 5-7 | Sr.  
Julian, N.C.  
StrOWth



**16**  
Meredith SLAW  
1B | 5-11 | Fr.  
Warsaw, Va.



**18**  
Mackenzie LAWTER  
C | 5-5 | So.  
South Boston, Va.



**19**  
Kinsey JOHNSON  
OF | 5-9 | Sr.  
Highland, Md.



**20**  
Sierra WALTON  
C | 5-7 | Sr.  
Des Moines, Iowa  
See-AIR-uh



**21**  
Stacy KALT  
U | 5-6 | Fr.  
Fallon, Nev.



**22**  
Mara STRUM  
P | 6-1 | Fr.  
Vinton, Va.  
Mare-uh



**25**  
Carrie EBERLE  
P | 6-0 | Jr.  
Charlotte, N.C.  
Eb-er-lee



**28**  
Grace CHAVEZ  
C/1B | 5-9 | Fr.  
Las Vegas, Nev.  
SHAW-vez



**29**  
Maddi BANKS  
IF | 5-6 | Fr.  
Bettendorf, Iowa



**31**  
Kayleigh ADDINGTON  
U | 5-7 | So.  
Lexington, Va.




Pete D'AMOUR  
Head Coach  
1st Season  
Duh-More



Kirin KUMAR  
Assistant Coach  
1st Season  
Kier-in



Doug GILLIS  
Assistant Coach  
1st Season



Matt GUEMMER  
Volunteer Assistant Coach  
1st Season  
Gim-mer



Sami FAGAN  
Coordinator, Player Development  
1st Season



Whitney DAVIS SHOWALTER  
Director of Operations  
5th Season

