



HOKIES

2019 Virginia Tech Softball Game Notes

#ThisIsHome

April 26-28 | Games 49-51
Harrington Athletics Village | Brighton, Mass.

INFORMATION

No. 24/23 Virginia Tech
Hokies



Record.....40-8, 17-4 ACC
All-Time Series..... Tech leads 36-8
Head Coach..... Pete D'Amour
Record at School (Years)..... 40-8 (1st)

Boston College
Eagles



Record..... 16-29, 4-14 ACC
Series Under Obrest..... Tech leads 16-3
Head Coach..... Ashley Obrest
Record at School (Years)..... 228-233 (9th)

NUMBERS TO KNOW

1

• Of the 11 new Power Five heads coaches this season, head coach Pete D'Amour boasts the most wins of the group, owning 40 through 48 games.

2

• The long ball has been a common theme for the Hokies, hitting 82 on the year, the second-most in the country, trailing No. 5/4 Arizona's 88.

11

• It has been 11 years since the Hokies hoisted the ACC regular-season crown, with the cards in play on Sunday of making it not a distant memory.

PROJECTED LINEUP

#	Name	BA	H	R	RBI	HR
2	Jayme Bailey (1B)	.416	47	38	15	6
4	Darby Trull (CF)	.410	55	36	35	7
13	Caitlyn Nolan (SS)	.290	40	33	46	15
14	Emma Strouth (LF)	.401	61	46	57	11
8	Kelsey Bennett (3B)	.389	51	29	41	13
9	Al Velazquez (RF)	.338	49	44	23	3
28	Grace Chavez (DP)	.370	20	10	20	6
18	Mackenzie Lawter (C)	.295	26	21	25	9
29	Maddi Banks (2B)	.258	25	19	8	2
	ERA	IP	K	BB	WL	
25	Carrie Eberle (P)	1.77	169.2	136	44	22-5

BASE TO BASE

- The No. 24/23 Virginia Tech softball team heads to Boston College losing two of outs last three, following a series loss to North Carolina in its final home ACC series.
- Seeking an ACC regular-season title for the first time since 2007, the Hokies are in the driver's seat with a one-game lead in the league standings, with No. 6/6 Florida State in second.
- Tech, which has won six of its seven ACC series its played in, is looking to tie the school record for seven ACC series to its name (2007).
- Boston has been good to the Hokies, as they own a 15-5 record at Boston College. The last time the Hokies and Eagles faced off in Massachusetts was in 2015, a 2-1 series win for BC.

WHO TO WATCH



• Pitcher Keely Rocharad went 2-0 last week, shutting out North Carolina and holding Charlotte to one run.

• The righty also racked up 12 strikeouts in 17 2/3 innings of work, boasting a 0.40 ERA in three appearances.

• First baseman Jayme Bailey is coming off a .429 batting average this past weekend, while earning three walks for a .600 OBP.

• Bailey also played well defensively, getting 20 putouts and one assist for a 1.000 fielding perc.



LAST TIME OUT

- For the first time this season, the Hokies did not come away with a series win, snapping their mark of six consecutive series Ws.
- North Carolina, which is one of the hottest teams in the country, taking down No. 6/6 Florida State the previous weekend, won the series opener and finale.
- Pitcher Keely Rocharad tossed a two-hit shut-out in Tech's 5-0 win, while outfielders Emma Strouth and Darby Trull ripped home runs.

2019 Schedule

FEBRUARY

8	vs. (RV/RV) WICHITA STATE ¹	CHARLESTON, S.C.	W, 11-3 [5]
8	vs. CENTRAL MICHIGAN ¹	CHARLESTON, S.C.	W, 6-0
9	vs. PURDUE ¹	CHARLESTON, S.C.	W, 7-4
9	AT COLLEGE OF CHARLESTON ¹	CHARLESTON, S.C.	W, 13-0 [5]
10	vs. PURDUE ¹	CHARLESTON, S.C.	W, 5-0
16	vs. DETROIT MERCY ²	CHARLESTON, S.C.	W, 13-0 [5]
16	AT CHARLESTON SOUTHERN ²	CHARLESTON, S.C.	W, 4-0
17	vs. ETSU ²	CHARLESTON, S.C.	W, 8-3
17	AT CHARLESTON SOUTHERN ²	CHARLESTON, S.C.	W, 10-0
22	vs. --/(RV) TEXAS STATE ³	TAMPA, FLA.	L, 17-5 [5]
22	AT USF ³	TAMPA, FLA.	L, 7-2
23	vs. GEORGIA STATE ³	TAMPA, FLA.	W, 6-0
23	vs. --/(RV) TEXAS STATE ³	TAMPA, FLA.	W, 10-0 [5]
24	vs. GEORGIA STATE ³	TAMPA, FLA.	W, 5-1
27	AT RADFORD	RADFORD, VA.	W, 10-0 [5]

MARCH

1	AT No. 8/8 GEORGIA ⁴	ATHENS, GA.	W, 7-6 [8]
2	vs. UAB ⁴	ATHENS, GA.	W, 8-6
2	AT No. 8/8 GEORGIA ⁴	ATHENS, GA.	L, 8-0 [5]
3	vs. UAB ⁴	ATHENS, GA.	W, 4-1
9	GEORGIA TECH* (DH)	BLACKSBURG, VA.	W, 5-1
10	GEORGIA TECH* (DH)	BLACKSBURG, VA.	L, 10-7 W, 5-4
15	AT NC STATE*	RALEIGH, N.C.	W, 4-2
16	AT NC STATE*	RALEIGH, N.C.	W, 12-1
17	AT NC STATE*	RALEIGH, N.C.	W, 1-0
19	BINGHAMTON (DH)	BLACKSBURG, VA.	W, 12-0 [5] W, 9-1 [5]
20	LIPSCOMB	BLACKSBURG, VA.	W, 9-7
22	AT PITT*	PITTSBURGH, PA.	W, 18-0 [5]
23	AT PITT*	PITTSBURGH, PA.	W, 9-1
24	AT PITT*	PITTSBURGH, PA.	W, 10-2
27	RADFORD	BLACKSBURG, VA.	W, 8-0 [5]
29	LOUISVILLE*	BLACKSBURG, VA.	L, 7-5
30	LOUISVILLE*	BLACKSBURG, VA.	W, 10-1 [5]
31	LOUISVILLE*	BLACKSBURG, VA.	W, 13-5 [6]

APRIL

6	AT DUKE* (DH)	DURHAM, N.C.	W, 3-0 W, 6-0
7	AT DUKE*	DURHAM, N.C.	W, 2-1
10	No. 20/17 JMU (DH)	BLACKSBURG, VA.	L, 3-1 W, 12-0 [5]
12	VIRGINIA*	BLACKSBURG, VA.	W, 8-0 [5]
13	VIRGINIA* (DH)	BLACKSBURG, VA.	W, 1-0 W, 7-0
17	AT CHARLOTTE (DH)	CHARLOTTE, N.C.	W 9-1 W 8-0 [5]
20	NORTH CAROLINA*	BLACKSBURG, VA.	L, 3-0
21	NORTH CAROLINA* (DH)	BLACKSBURG, VA.	W, 5-0 L, 8-4
26	AT BOSTON COLLEGE*	BRIGHTON, MASS.	6 P.M.
27	AT BOSTON COLLEGE*	BRIGHTON, MASS.	1 P.M.
28	AT BOSTON COLLEGE*	BRIGHTON, MASS.	NOON
30	LONGWOOD (DH)	BLACKSBURG, VA.	4 & 6 P.M.

MAY

4	WESTERN CAROLINA (DH)	BLACKSBURG, VA.	NOON & 2 P.M.
8-11	ACC CHAMPIONSHIP	TALLAHASSEE, FLA.	TBA

CAPS = HOME | AT = ROAD | VS. = NEUTRAL SITE | * = ACC CONFERENCE GAME | DH = DOUBLEHEADER

ALL TIMES EASTERN

1 COUGAR CLASSIC | 2 WINGATE BY WYNDHAM INVITE | 3 USF-RAWLINGS INVITATIONAL | 4 BULLDOG CLASSIC

RANKINGS = USA TODAY/NFCA COACHES' POLL / ESPN.COM/USA SOFTBALL TOP 25

VIRGINIA TECH CONTACT

Lance Dozier
Assistant Director, Strategic Communications
Phone: (507) 993-1898
Email: lance17@vt.edu

SOCIAL



@HokiesSoftball



@HokiesSoftball



/HokieSoftball



@HokieSports



NFCA Week 11 Top 25 Poll

April 23 | *Opponents in italics*

Team (1st place)	Record	Points	Last
1 Oklahoma (26)	41-2	790	1
2 UCLA (6)	40-2	773	2
3 Alabama	45-4	728	5
4 Washington	38-7	705	3
5 Arizona	38-7	662	7
6 Florida State	41-8	622	4
7 Florida	37-12	593	6
8 Louisiana	42-4	567	10
9 Tennessee	34-10	535	8
10 LSU	37-11	505	9
11 Texas	36-12	471	11
12 Oklahoma State	33-11	392	13
13 Texas Tech	35-9	373	12
14 South Carolina	34-12	356	15
15 <i>Georgia</i>	33-15	326	16
16 Minnesota	32-10	304	18
17 Ole Miss	33-12	268	17
18 Arkansas	34-15	259	19
19 Auburn	34-12	250	14
20 <i>JMU</i>	36-7	239	20
21 Northwestern	36-7	166	23
22 Michigan	33-11	158	22
23 Kentucky	28-18	116	24
24 Virginia Tech	40-8	105	21
25 Colorado State	33-7	36	25

Receiving Votes: *North Carolina (32), Wisconsin (27), Boise State (18), Drake (10), Missouri (3), Ohio State (3), Louisville (2), Stanford (2), Tulsa (2), UNLV (1), USC Upstate (1)*

USA Softball Week 11 Top 25 Poll

April 23 | *Opponents in italics*

Team (1st place)	Record	Points	Last
1 Oklahoma (26)	41-2	495	1
2 UCLA (6)	40-2	484	2
3 Alabama	45-4	440	7
4 Arizona	38-7	439	5
5 Washington	38-7	431	3
6 Florida State	41-8	380	4
7 LSU	37-11	355	6
8 Louisiana	42-4	330	11
9 Tennessee	34-10	324	8
10 Florida	37-12	311	9
11 Minnesota	32-10	296	12
12 Texas	36-12	281	10
13 Oklahoma State	33-11	258	13
14 Northwestern	36-7	213	18
15 <i>JMU</i>	36-7	194	17
16 Texas Tech	35-9	175	15
17 Michigan	33-11	173	19
18 Ole Miss	32-12	163	16
19 Auburn	34-12	159	14
20 South Carolina	34-12	125	21
21 <i>Georgia</i>	33-15	98	22
22 Kentucky	28-18	91	23
23 Virginia Tech	40-8	83	20
24 Arkansas	34-15	71	25
T25 Tulsa	31-15	19	RV
T25 Wisconsin	33-8	19	RV

Receiving Votes: *USF (18), Stanford (17), Louisville (16), Boise State (15), North Carolina (15), Drake (13), Ohio State (3), Missouri (2)*

QUICK FACTS

University NameVirginia Tech
LocationBlacksburg, Va.
Founded1872
Enrollment34,440
President Dr. Timothy Sands
Director of Athletics Whit Babcock
NicknameHokies
MascotHokie Bird
Colors Chicago Maroon and Burnt Orange
Affiliation NCAA Division I
ConferenceAtlantic Coast

2018 INFORMATION, 2019 PREVIEW

Overall Record23-30
ACC Record 7-14 (10th)
Starters Returning 6
Letterwinners Returning/Lost 13/10
Newcomers9
Home Field Tech Softball Park
Capacity 1,024

No. Name Pos. Ht. Yr. Hometown/High School/Last School

00 Jada Crittendon	OF	5-1	R-Fr.	Norfolk, Va. / Granby
2 Jayme Bailey	U	5-5	Fr.	Scott Depot, W.Va. / Hurricane
3 Keely Rochard	P	5-8	So.	Williamsburg, Va. / Warhill
4 Darby Trull	OF	5-3	So.	Fort Mill, S.C. / Nation Ford
5 Dani Hugney	IF	5-4	Jr.	Fairfax Station, Va. / Robinson Secondary School
6 Lauren Duff	C	5-8	Sr.	Chesapeake, Va. / Hickory
7 Keara Napoli	P	5-6	So.	Alpharetta, Ga. / Cambridge / Georgia
8 Kelsey Bennett	IF	5-5	Fr.	Jefferson, Ga. / Buford
9 Al Velazquez	OF	5-5	So.	Aurora, Colo. / Chanhassen / Minnesota
10 Olivia Lattin	IF	5-6	Sr.	Kingston, N.Y. / Kingston
11 Cana Davis	OF	5-9	So.	Harrisonburg, Va. / Turner Ashby
13 Caitlyn Nolan	IF	5-7	Sr.	Bennettsville, S.C. / Marlboro County
14 Emma Strouth	OF	5-7	Sr.	Julian, N.C. / Southeast Guilford
16 Meredith Slaw	IF	5-11	Fr.	Warsaw, Va. / Rappahannock
18 Mackenzie Lawter	C	5-5	So.	South Boston, Va. / Halifax County
19 Kinsey Johnson	OF	5-9	Sr.	Highland, Md. / River Hill
20 Sierra Walton	C/IF	5-7	Sr.	Des Moines, Iowa / Dowling Catholic/Indian Hills CC
21 Stacy Kalt	U	5-6	Fr.	Fallon, Nev. / Churchill
22 Mara Strum	P	6-1	Fr.	Vinton, Va. / William Byrd
25 Carrie Eberle	P	6-0	Jr.	Charlotte, N.C. / Charlotte Catholic
28 Grace Chavez	C	5-9	Fr.	Las Vegas, Nev. / West Career and Technical Academy
29 Maddi Banks	U	5-6	Fr.	Bettendorf, Iowa / Bettendorf
31 Kayleigh Addington	C	5-7	So.	Lexington, Va. / Rockbridge

Softball Staff:

- Head Coach:** Pete D'Amour (First season)
- Assistant Coach:** Kirin Kumar (First season)
- Assistant Coach:** Doug Gillis (First season)
- Volunteer Assistant Coach:** Matt Guemmer (First season)
- Coordinator of Player Development:** Sami Fagan (First season)
- Director of Operations:** Whitney Davis Showalter (Fifth season)
- Recruiting Assistant:** Lexi Denny (Second season)

Pronunciations:

- Jada Crittendon: Jay-duh
- Jayme Bailey: JAY-me
- Keely Rochard: KEY-lee row-SHARD
- Dani Hugney: HUGH-gknee
- Keara Napoli: KEER-uh
- Cana Davis: KAY-nuh
- Emma Strouth: StrOWth
- Sierra Walton: See-AIR-uh
- Mara Strum: Mare-uh
- Carrie Eberle: Eb-er-lee
- Grace Chavez: SHAW-vez
- Al Velazquez: Vuh-LAZ-kez
- Pete D'Amour: Duh-More
- Kirin Kumar: Kier-in
- Matt Guemmer: Gim-mer





ACC Standings

Atlantic

Team	Overall	ACC	Pct.
1. No. 6/6 Florida State	42-8	13-5	.840
2. Notre Dame	29-15	12-6	.659
3. [RV/RV] Louisville	32-14	11-7	.696
4. Syracuse	19-25	8-10	.432
5. NC State	25-23	6-12	.521
Boston College	15-29	4-14	.341

Coastal

1. No. 24/23 Virginia Tech	40-8	17-4	.833
2. [RV/RV] North Carolina	31-15	15-6	.674
3. Duke	25-27	11-10	.481
4. Georgia Tech	27-23	8-10	.540
5. Virginia	17-29	5-16	.370
6. Pitt	9-37	4-14	.196

Preseason ACC Coaches' Poll

- Florida State (121 points, 11 first-place votes)
- Notre Dame (102 points)
- North Carolina (95 points)
- Pitt (88 points)
- Louisville (75 points)
- Duke (69 points)
- Georgia Tech (55 points)
- Syracuse (51 points)
- Boston College (47 points)
- Virginia Tech (41 points, 1 first-place vote)**
- NC State (29 points)
- Virginia (19 points)

ACC Preseason All-Conference

- Raine Wilson, JR, IF, Duke
 Carsyn Gordon, SR, IF, Florida State
 Sydney Sherrill, SO, IF, Florida State
 Sidney Melton, SR, IF, Louisville
 Olivia Gray, SR, IF, Pitt
 Zoe Casas, SR, OF, Florida State
 Kiani Ramsey, SR, OF, North Carolina
 Bryce Holmgren, SR, OF, Syracuse
 Abby Sweet, SO, OF, Notre Dame
 Meghan King, SR, P, Florida State
 Brittany Pickett, JR, P, North Carolina
 Alexa Romero, JR, P, Syracuse
Carrie Eberle, JR, P, Virginia Tech
 Anna Shelnut, JR, C, Florida State
 Megan Hensley, SR, DP, Louisville

GREENSBORO, N.C. – Reigning national champion Florida State led all ACC teams with five selections to the inaugural Preseason All-ACC Softball Team and was chosen as the favorite in a vote of the league's 12 head coaches.

The Seminoles have won five straight ACC Softball Championships, and received all 11 possible first-place votes, as coaches were not allowed to vote for their own teams.

Louisville, North Carolina and Syracuse have two representatives each on the preseason team, with Duke, Notre Dame, Pitt and Virginia Tech earning one selection each.

The preseason squad includes nine members named 2018 First Team All-ACC, and five named Second Team All-ACC last year.

CLIMBING HISTORY

- After winning a game against North Carolina last weekend, the Hokies earned their 17th ACC win of the season, marking their second-most wins ever in the league since joining in 2005.
- A sweep this weekend would mean 20 wins, a first in program history.

Year	ACC wins	Overall Record	Postseason
2014	19	54-16 (14-2 A-10)	L, A-10 title game
2019	17	40-8 (17-4 ACC)	
2008	16	49-19 (16-5 ACC)	WCWS (Oklahoma City)
2007	15	49-16 (15-5 ACC)	Regionals (Columbus)

I'M A MAN, I'M 40

- With getting a W vs. the Tar Heels, Tech eclipsed the 40-win plateau for the first time since 2012.
- It has only happened eight times in program history out of 24 years of being a program (1996). Below are the most wins in school history.

Year	RS Wins	Overall Record	Postseason
1999	54	54-16 (14-2 A-10)	L, A-10 title game
2008	49	49-19 (16-5 ACC)	WCWS (Oklahoma City)
2007	49	49-16 (15-5 ACC)	Regionals (Columbus)
2005	44	44-25 (4-13 ACC)	Regionals (Knoxville)
2012	42	42-21 (12-8 ACC)	Regionals (Knoxville)
2002	42	42-18 (12-8 BIG EAST)	L, BIG EAST title games
2000	41	41-22 (12-4 A-10)	L, A-10 title game
2019	17	40-8 (17-4 ACC)	

SHUT 'EM DOWN

- Pitcher Keely Rochard has had a knack this year for not allowing an opponent to sniff the plate.
- She is one of only seven players to have 10 or more shutouts and is tied for second in the country with 11.

Name	SHO	ERA	W/L
Christina Biggerstaff (USC Upstate)	13	1.13	25-4
Danielle Williams (Northwestern)	11	1.25	25-3
Keely Rochard (VT)	11	1.68	18-3

THEY DIG THE LONG BALL

- Tech has already set a school record for the most home runs hit in a season, boasting 82 to tie for second in the nation.
- What puts it in perspective is that they only hit 35 last season, including the team high being just eight. This year, the Hokies have four players with eight or more homers.

School	G	HR	HR p/g
Arizona (Pac-12)	45	88	1.96
Oklahoma (Big 12)	44	82	1.86
Virginia Tech (ACC)	48	82	1.71

A SENSE OF URGENCY

- The Hokies are batting a sizzling .619 (70 of 113) with a runner on third base and there are less than two outs. Having a sense of urgency, Tech typically knocks that runner in - and then some.
- Tech is averaging 7.02 runs per game, the second-most in the ACC and 11th-most in the land.

DIAPER DANDIES

- Kelsey Bennett and Jayme Bailey were named to the Schutt Sports/NFCA National Freshman of the Year Top 25 list on April 18, becoming the first-ever Hokies to make the list.
- With them making the list, they are one of only two schools to boast two players (No. 2/2 UCLA).
- Tech is also the only school out of the ACC.

HOKIES ROLL AGAINST WAHOOS

- Tech blanked in-state rival Virginia in all three games of the series last weekend, clinching a point in the Commonwealth.
- It marked the second straight year that the Hokies swept the Cavaliers and the first time ever holding an opponent scoreless in a three-game series.

ROCHARD SPINS PERFECT GAME

- After taking a loss to then-No. 8/8 Georgia in March, pitcher Keely Rochard got another chance in the circle versus a ranked team and did not disappoint.
- Rochard, who was quoted after the game saying she wanted another shot versus a top opponent, put together her best game yet against No. 20/17 JMU in Blacksburg, throwing a perfect game.
- The righty finished with 60 pitches in five innings of work, getting her 15 outs by nine pop ups, two grounders and four Ks.
- It marked the seventh perfect game in program history and first since Jasmine Harrell's on May 1, 2012, in a 9-0 win over Liberty in five innings.

JOINING ELITE COMPANY

- Pitcher Keely Rochard became just the fifth Hokie to pitch a perfect game, joining Angela Tincher (2), Ashlee Dobbe (2), Katie Maynard (1) and Jasmine Harrell (1).
- It also marked Rochard's third no-hit game of the season, as she threw two no-nos in February.
- Her three no-nos make her one of only five players in school history to have three or more no-hitters, joining Angela Tincher (14), Ashlee Dobbe (8), Clarisa Crowell (4) and Kelly Heinz (3).

NOT IN OUR HOUSE

- The win over nationally-ranked JMU on April 10 marked the first time Tech has won at home versus a top-25 team since April 6, 2016, which was ironically versus JMU.
- The last time Tech played in a game when both teams were ranked and won at home was on April 26, 2008, against No. 14 North Carolina. It also marked Coach D'Amour's first ranked win at TSP.
- It was Tech's 18th win at home against a ranked team.

RUN-RULIN' THE BEST

- Before Tech's 12-0 [5] victory over No. 20/17 JMU, the last time Tech run-ruled a ranked team takes you all the way back to April 1, 2007, when it defeated No. 24 NC State 8-0 [5].
- But that was the only time previously in history that's happened, making the JMU accomplishment just the second time in school history.

A WIN WOULD

- A series win for the Hokies would clinch the Coastal Division, marking their first time ever winning it.
- With that, they would also lock up the No. 1 seed in the ACC Championship in Tallahassee.
- Tie Tech's school record of winning seven ACC series in a season, which was set in 2007.



MISCELLANEOUS

Multiple Hit Games	2	3	4	5+	Total
14 Emma Strouth	13	5	-	-	18
4 Darby Trull	9	4	2	-	15
2 Jayme Bailey	13	1	-	-	14
8 Kelsey Bennett	12	2	-	-	14
9 Al Velazquez	12	1	-	-	13
13 Caitlyn Nolan	10	2	-	-	12
29 Maddi Banks	5	1	-	-	6
18 Mackenzie Lawter	2	2	-	-	4
6 Lauren Duff	4	-	-	-	4
28 Grace Chavez	3	-	-	-	3
10 Olivia Lattin	1	1	-	-	2
16 Meredith Slaw	1	-	-	-	1
20 Sierra Walton	1	-	-	-	1
TEAM	86	19	2	0	107

Hitting Streaks	Longest	Current
28 Grace Chavez	11	-
14 Emma Strouth	10	-
9 Al Velazquez	10	-
4 Darby Trull	9	5
8 Kelsey Bennett	8	-
13 Caitlyn Nolan	7	-
2 Jayme Bailey	7	2
6 Lauren Duff	6	1
18 Mackenzie Lawter	5	2
16 Meredith Slaw	4	-
11 Cana Davis	4	-
20 Sierra Walton	3	-
29 Maddi Banks	3	-
10 Olivia Lattin	3	3
25 Carrie Eberle	2	-
21 Stacy Kalt	1	1
5 Dani Hugney	1	-
19 Kinsey Johnson	1	-
0 Jada Crittendon	1	-
12 Hannah Jones	1	-

Multiple RBI Games	2	3	4	5+	Total
14 Emma Strouth	12	1	5	-	18
13 Caitlyn Nolan	5	5	2	-	12
8 Kelsey Bennett	6	4	2	-	12
4 Darby Trull	5	5	-	-	10
18 Mackenzie Lawter	3	1	1	1	6
28 Grace Chavez	4	1	-	-	5
16 Meredith Slaw	4	1	-	-	5
9 Al Velazquez	2	2	1	-	5
2 Jayme Bailey	4	-	-	-	4
20 Sierra Walton	3	-	-	-	3
6 Lauren Duff	1	1	-	-	2
12 Hannah Jones	-	1	-	-	1
29 Maddi Banks	1	-	-	-	1
TEAM	50	22	11	1	84

Reached Base Streaks	Longest	Current
9 Al Velazquez	23	4
14 Emma Strouth	18	2
4 Darby Trull	14	5
2 Jayme Bailey	14	6
28 Grace Chavez	13	-
8 Kelsey Bennett	11	-
13 Caitlyn Nolan	10	-
6 Lauren Duff	9	1
18 Mackenzie Lawter	8	2
20 Sierra Walton	5	-
11 Cana Davis	5	1
29 Maddi Banks	5	-
16 Meredith Slaw	4	1
10 Olivia Lattin	3	3
21 Stacy Kalt	2	1
25 Carrie Eberle	2	-
19 Kinsey Johnson	2	-
12 Hannah Jones	2	-
0 Jada Crittendon	1	-
5 Dani Hugney	1	-



HOKIES IN THE POLLS

	NFCA	USA Softball	Softball America	Fastpitch News	College Sports Madness
P	-	RV	-	-	-
W1	-	RV	-	-	-
W2	RV	RV	25	21	-
W3	-	RV	-	-	-
W4	RV	RV	-	24	24
W5	RV	25	-	23	25
W6	RV	24	23	24	23
W7	24	19	20	18	22
W8	24	T20	19	21	21
W9	22	20	18	22	21
W10	21	20	17	21	20
W11	24	23	18	24	25
W12					
W13					
W14					
W15					
Final					

ON THE COVER OF LETHAL WEAPON

- Third baseman Kelsey Bennett hit back-to-back home runs against [RV] Texas State on Feb. 23, accomplishing the feat in the third and fifth frames.
- The Georgia native became the first Hokie to do so since March 10, 2017, when Breanna Davenport did it versus No. 1 Florida State.
- Bennett also was the first freshman to hit two homers in the same game since April 30, 2016, when Lauren Duff did it against rival Virginia. It marked the ninth time a freshman had ever hit two out of the park in the same contest.
- To top Bennett, Mackenzie Lawter hit back-to-back in the same inning, knocking two out in the second frame versus Binghamton on March 19.
- And three weeks later, catcher Lauren Duff hit consecutive homers in the first and third innings against No. 20/17 JMU. It actually marked her third time hitting two dingers in a game and her first since Feb. 26, 2017, versus Seton Hall.

AFTER SIX A LOCK

- After losing to No. 20/17 JMU on April 10 in the first game of a doubleheader 3-1, it marked the first time Tech had blown a lead late in a game all year.
- Coming into the contest, the Hokies were a perfect 20-0 when leading after six innings of action.
- Even more impressive is Pete D'Amour's head coaching record when leading after six. He's 80-3, making that only his third game to slip away like that, losing two in that fashion at Kennesaw State.

COUNT IT

- Outfielder Emma Strouth broke the school record for RBIs in a season on April 12 against in-state rival at Tech Softball Park, achieving the feat in front of her friends and family.
- The senior passed quite an accomplished group of Hokies, and isn't done yet.

Name	RBI	BA	HR	SLG	YR
Emma Strouth	57	.401	11	.711	2019
Megan Evans	50	.328	16	.631	2005
Katey Smith	49	.317	9	.569	2014
Kristen Froehlich	49	.280	7	.503	2011
Ali Verbage	48	.372	8	.596	1998

IN THE CLUTCH

- Senior Emma Strouth is the second-best among the Power Five of delivering with runners on base, knocking in a school-record 57 RBIs.
- She ranks tied for fifth nationally and is one of only 21 players to own over 50 RBIs.

Name	G	RBI	RBI p/g	Pos.
Bailey Hemphill (Alabama)	50	64	1.28	C
Emma Strouth (Virginia Tech)	48	57	1.19	OF
Jessie Harper (Arizona)	45	55	1.22	IF
Mia Davidson (Mississippi State)	45	55	1.22	C
Alex Martens (Kentucky)	48	54	1.13	INF

GOOD THINGS COME TO AN END

- Outfielder Al Velazquez put quite a streak together, 23 games in a row reaching base, but it was snapped on April 7 at Duke.
- The streak, which dated all the way back to Feb. 27 against Radford, was the longest by a Hokie this year and set a career high for the sophomore.
- Her hitting streak during that time span got up to 10 games.

THERE IT IS

- Catcher Mackenzie Lawter came into the Duke series with 25 starts behind the dish and had yet to throw out a runner trying to steal.
- With being 0 for 18 on catching runners, granted, different situations made it first and third so there would be no throw, so it's somewhat misleading of her arm talent, Lawter got her first runner at second on April 6 at Duke.

SAY IT AIN'T SO

- The school record at Tech for consecutive games played without an error was six, which was set Feb. 28-March 8, 2007.
- After their series at Duke, the record fell with the Hokies playing nine straight errorless games before making one in the series finale. Tech went 8-1 during that stretch.

TECH IN THE POLLS

- Tech finds itself No. 24 in the USA Today/NFCA Top 25 after dropping three spots from last week, while falling three spots to No. 23 in the ESPN.com/USA Softball Top 25.
- The Hokies fell one spot to No. 18 in Softball America, fell three spots to No. 24 in Fastpitch News and fell five spots at No. 25 College Sports Madness. (More in the bottom left corner)
- No. 19 is the highest Tech has been this year in USA Softball's poll, which was two weeks ago. The last time Tech was as high as No. 19 in the poll was on March 20, 2013.

FRESHMEN PHENOMS

- Not too many freshmen across the nation can hit over .300 their first season at the college level, let alone .400. But Jayme Bailey is one of the few who are hitting north of .400.
- The first baseman one of only 10 freshmen in Division I with a batting clip of .400 or better, including one of just four rookies in the Power Five.

Name	Pos.	Games	At-bats	Hits	BA
Kelli Godin (UCLA)	OF	39	87	41	.471
Grace Green (Oklahoma)	IF	44	114	49	.430
Lexi Blair (Michigan)	OF	45	149	63	.423
Jayme Bailey (VT)	U	45	113	47	.416

CLOSE ONES

- Coach Pete D'Amour has a knack for winning close games and has put that on display since his arrival to Blacksburg.
- D'Amour owns a 26-14 record in one-run games and is 5-0 this year. In his last one-run game, D'Amour tallied a 1-0 victory over Virginia in the second game of the series.



HONORS & AWARDS

Preseason

Carrie Eberle, Preseason All-ACC Team
 Carrie Eberle, Preseason JWOS All-American
 Carrie Eberle, Softball America Top-100 Player

ACC Honors

Caitlyn Nolan, Player of the Week (Feb. 12)
 Keely Rochard, Co-Pitcher of the Week (Feb. 12)
 Keely Rochard, Co-Pitcher of the Week (Feb. 19)
 Kelsey Bennett, Co-Player of the Week (March 5)
 Carrie Eberle, Co-Pitcher of the Week (March 5)
 Emma Strouth, Co-Player of the Week (April 16)
 Keely Rochard, Pitcher of the Week (April 16)

NFCA Honors

Caitlyn Nolan, Player of the Week (Feb. 12)
 Keely Rochard, Pitcher of the Week (Feb. 19)
 Keely Rochard, Pitcher of the Week

USA Softball Honors

Keely Rochard, Pitcher of the Week (April 16)

Fastpitch News Honors

Keely Rochard, Pitcher of the Week (Feb. 19)
 Keely Rochard, Pitcher of the Week (April 16)

College Sports Madness Honors

Keely Rochard, Pitcher of the Week (Feb. 18)
 Darby Trull, Player of the Week (Feb. 18)

ONE-TWO PUNCH

- Pitchers Carrie Eberle (22-5) and Keely Rochard (18-3) have put some work in the circle, as the two are the only pitchers to have 17 or more wins on the same team in the nation.
- The next closest team to have two elite pitchers is No. 4/5 Washington, with Taran Alvelo (20-4) and Gabbie Plain (17-2).

WHEN THE BIG DOGS SHOW UP

- Tech has had its fair share of ranked opponents come through Tech Softball Park, with 49 games taking place.
- The Hokies are 18-33 (.353) in those games and are 5-7 (.417) when Tech is ranked, too.
- Before April 10, the last time Tech was ranked and beat a ranked team at home was on April 26, 2008, when it took down No. 14 North Carolina 5-2 [10] when the Hokies were ranked No. 18.
- Tech's last six wins at home versus ranked opponents are below in chronological order.

Date	Opp.	Score	Tech Ranked
April 10, 2019	No. 20/17 JMU	W, 12-0 [5]	No. 22/20
April 6, 2016	No. 6 JMU	W, 2-1	NR
March 15, 2014	No. 22 Notre Dame	W, 5-4	NR
March 15, 2014	No. 22 Notre Dame	W, 3-2	NR
April 6, 2012	No. 21 Florida State	W, 11-5 [6]	NR
April 9, 2011	No. 25 Georgia Tech	W, 4-2	NR

ON THE OFFENSIVE

- First baseman Jayme Bailey has the second-best batting average in the ACC with a .416 clip.
- She is joined by outfielder Darby Trull (.410, 4th), outfielder Emma Strouth (.401, 7th) and third baseman Kelsey Bennett (.389, 8th) in the top 10 of the league.
- Strouth leads the ACC in RBIs on the year, racking up a school-record 57. Shortstop Caitlyn Nolan isn't far behind, owning the third most in the league with 46.

SHUFFLE AND FOLD

- The Hokies dealt a pretty good hand to the Cards in late March, winning the series over Louisville, 2-1, and outscoring the Cards 28-13 in Blacksburg.
- The two wins for Tech were run-rules, marking only the second time in school history the Hokies have run-ruled an ACC team in back-to-back games.
- The last time that happened was against Boston College on April 11, 2009, in a doubleheader. Tech won the first game 14-6 in six innings and the second game 9-1 in six innings.

A LOOK AT THE RPI

- The Hokies sit at No. 28 in the latest RPI ranking, dropping one spot from last week
- After North Carolina moved head of Tech at No. 27, they Hokies have the third-best RPI in the ACC. No. 6/6 Florida State is at the top spot.

HOT CORNER

- A select few have started at third base in every game as freshmen in the Power Five.
- The few are three players, including Baylor's Kassidy Krupit, Oregon's Rachel Cid and Virginia Tech's Kelsey Bennett.

Name	Assists	Hits	RBI	HR	BA
Kelsey Bennett (VT)	83	51	41	13	.389
Kassidy Krupit (Baylor)	58	30	27	9	.233
Rachel Cid (Oregon)	35	26	23	8	.232

OUT AHEAD

- The Hokies typically get off to a fast start, outscoring their opponents 200-22 in the first three innings of games.
- They have outscored their opponents 73-8 in the first inning, 59-7 in the second and 68-7 in the third.
- Tech is 39-3 when it scores first this year.

ACC AWARDS

- Three times this season, the Hokies swept the weekly awards honored by the league office.
- After opening weekend, Caitlyn Nolan earned Player of the Week while Keely Rochard was tabbed Co-Pitcher of the Week on Feb. 12.
- The ACC selected two Hokies on March 12 - Kelsey Bennett (Player) and Carrie Eberle (Pitcher).
- On April 2, Bennett earned her second ACC Co-Player of the Week.
- Tech swept the ACC weekly awards again, this time doing it on April 16 when Keely Rochard won Pitcher of the Week and Emma Strouth was Co-Player of the Week.

THE MAGIC FIVE

- Mackenzie Lawter put together quite the game at Pitt on March 23, hitting a grand slam and then getting an RBI single later.
- Her two timely hits got her a career-high five RBIs, marking the most by a Hokie this season and the most since Feb. 9, 2018, when Carrie Eberle did it versus Florida A&M.

A 10-SPOT

- The Hokies can score in bunches, as they have put that on display all year long. Their biggest bunch of the season came on March 19 versus Binghamton, with them scoring 10 runs in an inning.
- Three homers in the second did the trick, thanks to Grace Chavez and Mackenzie Lawter, who did it twice.
- Tech followed it up with a nine-run inning vs. Pitt later that weekend on March 22.



LIKE I'M JORDAN, '96, '97

- Opening weekend, the Hokies had two players hit back-to-back home runs in Emma Strouth and Caitlyn Nolan against Central Michigan on Feb. 9.
- Seven days later, two different players did the same thing, as Hannah Jones and Maddi Banks cranked out two in a row versus Detroit Mercy on Feb. 16.
- At Georgia on March 1, Meredith Slaw and Caitlyn Nolan had back-to-back HRs against UAB on Sunday.
- For the fourth time this season, consecutive homers happened at Pitt on March 23, when Emma Strouth hit a three-run blast in the fifth inning and then Kelsey Bennett followed suit with a solo shot to center field as well.
- Against Louisville on March 31, Tech did it for the fifth time this year, as Mackenzie Lawter hit a three-run shot and Al Velazquez went deep for a solo HR.

IT'S BEEN A MINUTE

- When the Hokies beat the then-eighth-ranked Georgia Bulldogs on March 1, it marked their first win over a top 10-opponent since 2016 vs. No. 6 JMU.
- It also marked Tech's first road win over a ranked opponent since May 19, 2013, when Tech beat No. 17 Kentucky in an NCAA Regional.
- Darby Trull hit the would be game-winning RBI in the top of the eighth to win it versus the Bulldogs, knocking in Maddi Banks.

ROCHARD MAKES HISTORY

- Sophomore Keely Rochard was on her A-game in the circle the week of Feb. 15-17 facing 38 batters and not surrendering a hit and only allowing three walks to Detroit Mercy and Charleston Southern.
- Her two no-hitters made her the third player in school history to have consecutive no-nos, joining Clarisa Crowell (1999) and Ashlee Dobbe (2000).
- She also became the first player since 2000 to accomplish the feat and only the sixth Hokie to post two or more no-hitters, as well as the first no-hitter since Feb. 24, 2017, when Aysha Richardson did it against Seton Hall in five innings.
- Rochard later threw a perfect game on April 10 against No. 20/17 JMU, bringing her no-hitter total to three games.

Name	No-nos	Ex. Inn.	7 IP	5/6 IP	vs. P5
Anglea Tincher (05-08)	14	2	9	3	5
Ashlee Dobbe (99-02)	8	0	5	2	2
Clarissa Crowell (99-02)	4	0	4	0	1
Keely Rochard (18-19)	3	0	1	2	0
Kelly Heinz (13-15)	3	0	0	3	0
Katie Maynard (03-06)	2	1	1	0	0

STROUTH RISING IN TRIPLES

- Senior Emma Strouth, a speedster in the outfield, also gets it done out of the box as she is now No. 2 all-time in the record books, following her triple against Purdue on Feb. 10.
- She is three away from tying the Hokies' all-time leader in Bronwyn Blair, who set the record at 12 her senior year in 2001.

Name	Game	Triples
Bronwyn Blair	1998-01	12
Emma Strouth	2016-19	9
Ashton Ward	2010-11	8
Charisse Mariconda	2006-09	8
Carmen Farmer	2000-03	8
Michelle Meadows	1997-00	8
Melissa Sanderson	1996	8

BEST STARTS IN SCHOOL HISTORY

- With the Hokies starting the season 9-0 after winning two tourneys in Charleston, they tied the second-best start in school history.
- Below is the best starts in school history before each teams' first loss and how those teams ended up.

Year	Start	Overall Record	Postseason
2006	10-0	39-22 (12-8 ACC)	Regionals (Knoxville)
2019	9-0	13-2 (0-0 ACC)	
2015	9-0	34-23 (9-14 ACC)	Regionals (Knoxville)
2012	7-0	43-21 (12-8 ACC)	Regionals (Knoxville)

DOUBLE DOWN

- Outfielder Emma Strouth was on a tear in March, getting a double in three straight games for the first time of her career (March 19-20).
- Ironically, it had been a while since she last had a two-bagger, getting it before her hot streak on Feb. 10 opening weekend versus Purdue.

A WEEKEND FOR FIRSTS

- The long ball was a common theme for the Hokies in Charleston the second week of the season, seeing six players hit a home run. Of the six, five did it for the first time at the college level.
- For the first-timers, freshman Maddi Banks homered to center versus Detroit Mercy to start it off.
- Sophomore Mackenzie Lawter drilled one down the left-field line against ETSU for a solo HR.
- Fellow sophomore Darby Trull answered two innings later with a solo shot to right center.
- Against Charleston Southern, freshman Kelsey Bennett belted a solo one to left center.
- And in the top of the seventh versus Charleston Southern, freshman Meredith Slaw pinch-hit and sent a rocket to right center, a three-run shot.

STARTERS SUMMARY

Player	GS	Position										Batting Order									
		p	c	1b	2b	3b	ss	lf	cf	rf	of	dh	1st	2nd	3rd	4th	5th	6th	7th	8th	9th
13 Caitlyn Nolan	48	48
8 Kelsey Bennett	48	48
14 Emma Strouth	48	48
9 Al Velazquez	47	46	.	1
4 Darby Trull	44	44	1	4	1	.
29 Maddi Banks	43	.	.	.	41	.	.	.	2	1	41	.
2 Jayme Bailey	43	.	.	39	4	8	14	3	.	.
18 Mackenzie Law	36	.	35	1	.	.	23	6	.
25 Carrie Eberle	26	26	1	2	.
3 Keely Rochard	22	22
6 Lauren Duff	21	.	13	8
28 Grace Chavez	16	16
16 Meredith Slaw	14	.	.	3	11	.	.	.	5	5	.
11 Cana Davis	11	2	2	.	7	1	2	1	.
20 Sierra Walton	10	.	.	6	4	4	.	2	.
10 Olivia Lattin	3	.	.	.	3	3



YOUTH MOVEMENT

- With three-year starter Olivia Lattin going down to injury opening weekend, second base came open and freshman Maddi Banks has filled that role.
- Fellow freshmen Kelsey Bennett and Jayme Bailey have enjoyed early playing time, as the two play in the infield at third and first base.
- The outfield has two underclassmen start as well, with sophomores Darby Trull (CF) and Al Velazquez (RF) holding it down, while Mackenzie Lawter is behind the dish.
- That means the five of the eight positions, excluding pitcher, are underclassmen. But the two seniors are key in LF Emma Strouth (.422, 48 RBIs) and SS Caitlyn Nolan (.302, 43 RBIs).

AGAINST THE POWER FIVE

- While at Kennesaw State, Coach D'Amour had a knack for winning against teams from a Power Five conference.
- D'Amour took down four Power Five schools, including two in extra innings.

Date	School	Site	Score
Feb. 25, 2018	Illinois	Kennesaw, Ga.	5-4 (8)
March 10, 2018	Michigan State	Kennesaw, Ga.	W, 9-8
March 11, 2018	Michigan State	Kennesaw, Ga.	W, 7-3
March 25, 2018	NC State	Raleigh, N.C.	W, 8-2
April 11, 2018	Georgia Tech	Kennesaw, Ga.	W, 1-0 (10)

MARGIN OF VICTORY

- In Tech's 13-0 victory over College of Charleston on Feb. 9, the 13-run differential tied the seventh-best scoring margin in a win in school history.
- The Hokies followed it up a week later, beating Detroit Mercy by the same score, 13-0, on Feb. 16.
- Versus Pitt on March 23 in the first game of a doubleheader, Tech won 18-0 in five innings, tying the second-biggest margin of victory in school history and set the biggest margin of victory in a conference game in program history.

Opponent	Date	Score	Location
Morgan State	March 20, 2014	22-2 (20)	Blacksburg, Va.
Pitt	March 23, 2019	18-0 (18)	Pittsburgh, Pa.
Florida A&M	Feb. 9, 2018	19-1 (18)	Gulf Shores, Ala.
Seton Hall	Feb. 21, 2015	18-0 (18)	Greenville, N.C.
St. Louis	Feb. 28, 1998	19-3 (16)	Atlanta, Ga.
Virginia	April 30, 2016	15-0 (15)	Blacksburg, Va.
Radford	March 30, 2002	15-0 (15)	Blacksburg, Va.
Detroit Mercy	Feb. 16, 2019	13-0 (13)	Charleston, S.C.
Col. of Charleston	Feb. 9, 2019	13-0 (13)	Charleston, S.C.
Seton Hall	Feb. 24, 2017	13-0 (13)	Greenville, N.C.
George Mason	March 7, 2004	15-2 (13)	Kissimme, Fla.
NC A&T	April 25, 1998	15-2 (13)	Blacksburg, Va.
St. Bonaventure	April 12, 1998	13-0 (13)	Blacksburg, Va.

NEW POWER FIVE HEAD COACHES

- The offseason was an eventful one for the coaching carousel, especially in the Power Five. There were 58 coaching changes in Division I, including 11 in the Power Five.
- D'Amour was one of the 11 and he is one of seven that came from a mid-major as a head coach. Two were sitting Power Five head coaches (Texas' Mike White and Louisville's Holly Aprile) and two were Power Five assistant coaches (Oregon's Melyssa Lombardi and Kansas' Jennifer McFalls).
- Interestingly enough, of the 11 Power Five head coaching moves, the ACC was the conference with the most change (5 moves), making up 45 percent.

Name	Old School	Title	New School
Larissa Anderson	Hofstra	HC	Missouri
Holly Aprile	Pitt	HC	Louisville
Kristen Butler	Toledo	HC	Rutgers
Pete D'Amour	Kennesaw State	HC	Virginia Tech
Shannon Doepking	Dartmouth	HC	Syracuse
Renee Gillispie	UCF	HC	Iowa
Jodi Hermanek	Ohio	HC	Pitt
Melyssa Lombardi	Oklahoma	Ass.	Oregon
Jennifer McFalls	Texas	Ass.	Kansas
Jennifer Patrick-Swift	St. Francis	HC	NC State
Mike White	Oregon	HC	Texas

TECH SOFTBALL PARK



QUICK FACTS

Surface	Grass outfield, dirt infield
Dimensions (LF-CF-RF)	200-220-200
First Game	March 25, 1998, W, 8-6 (8 Inn.) vs. Charlotte
Seasons in Use	22nd Season
Overall Record	836-578 (59%) Games: 1,414
At Home	293-159 (65%) Games: 452
Conference Record	250-229 (52%) Games: 476
vs. Ranked Teams	45-112 (29%) Games: 157

UNDER D'AMOUR

At TSP	13-5
ACC Record at home	8-4
vs. Nonconference at home	5-1
vs. Ranked Teams at home	1-1

The Virginia Tech softball team has the luxury of playing and practicing in some of the finest facilities on the East Coast. Using the Tech Softball Park, Softball Indoor Facility and a state-of-the-art weight room, the Hokies train in terrific facilities designed to help them win championships. Combined with a new locker room and one of the best scoreboard and video boards in the country, the Hokies have it all when it comes to what they need to win.

Tech Softball Park, which was completed in the fall of 1997, has dimensions of 200 feet down the lines and 220 feet to center field. In January of 2008, an additional 746 permanent seats were installed, bringing the capacity up from 336 to 1,024. The new bleachers match the ones that were already in place and now extend down to the end of both dugouts.

Thanks to an anonymous donation, TSP now has seatbacks in the section behind home plate, which was completed in fall 2017.



NFCA TIDBITS

- When Caitlyn Nolan was named NFCA DI National Player of the Week on Feb. 12 and teammate Keely Rochard followed up with NFCA DI National Pitcher of the Week the next week on Feb. 19, it made history.
- Since 2015, it had only happened three times that a school repeated national player of the week. However, it was the same person in each instance, making Tech's situation the first in the last four years.

Name	School	Position	Year
Ally Carda	UCLA	Pitcher	2015
Shelby Turnier	UCF	Pitcher	2015
Rachel Garcia	UCLA	Pitcher	2018
Caitlyn Nolan/Keely Rochard	VT	SS/P	2019

A TOP-100 PLAYER

- Pitcher Carrie Eberle was named to Softball America's inaugural top-100 players lists, as announced by the newly formed organization on Feb. 7.
- The junior was one of 10 players from the ACC and one of 35 pitchers.

EBERLE NAMED AN ALL-AMERICAN

- After a breakout season in the circle in 2018, Carrie Eberle was named a preseason All-American by Justin's World of Softball (JWOS).
- Eberle boasts the second-best returning ERA and opponent batting average in the ACC.

FIRST TIME FOR EVERYTHING

- For the first time in ACC history, the league office asked the conference's coaches to submit a preseason ballot naming an all-conference team.
- Tech's Carrie Eberle found her name on the preseason all-conference team, being one of four pitchers named to the prestigious list. The Hokies were picked 10th in the preseason poll, including a first-place vote.

NEW YEAR, NEW FACES

- Tech's Pete D'Amour became only the second coach in school history this past summer and he brought in a new staff with him.
- His first hire came on June 27, 2018, when he tabbed Kirin Kumar as an assistant coach. Kumar, who has ties to the ACC, comes most recently from NC State and played at Georgia Tech.
- Coming with him from the Peach State, Doug Gillis was hired on August 10, 2018, after being the pitching coach at Kennesaw State. He holds the same role in Blacksburg.
- On Aug. 30, 2018, D'Amour added his volunteer assistant in Matt Guemmer. Guemmer, who graduated from Missouri, worked with D'Amour in Columbia as a student manager from 2012-13. He most recently comes from DeSoto High School, where he was the head softball coach and won a state title in 2014.
- Former All-American at Missouri Sami Fagan joined the staff in the winter after playing professionally in Japan and the United States. She holds the title of coordinator of player development.

2008 WOMEN'S COLLEGE WORLD SERIES TEAM



QUICK FACTS

Record	49-19 (.721)
ACC Record	16-5 (.752)
Home	15-5 (.750)
Away	18-5 (.782)
Neutral	16-9 (.640)
vs. Ranked Teams	8-9
Highest Ranking	No. 8 in final NFCA Poll
Lowest Ranking	No. 24 in Week 3 NFCA Poll

THE RUN

ACC Championship W, 7-4 Maryland | W, 2-0 Florida State | W 2-0 NC State
 NCAA Regionals W, 1-0 [10] Louisville | W, 4-0 Tennessee | L, 7-1 UT | W 4-2 UT
 NCAA Super Regionals L, 1-0 Michigan | W, 1-0 Michigan | W, 6-1 Michigan
 WCWS L, 1-0 Texas A&M | L, 2-0 [9] Florida

In 2008, the Hokies reached new levels, culminating with a trip to Oklahoma City for the Women's College World Series. After finishing second in the regular season, the Hokies rolled through the ACC Tournament for the second time in a row, guaranteeing them their fourth straight NCAA Regional appearance.

Pitcher Angela Tincher led the way in the circle, winning All-America honors and National Player of the Year. She became only the third person at the time in NCAA softball history to rack up over 2,000 career strikeouts.

The Hokies made their first trip ever to the WCWS and finished the season with a school-record 50 wins, program-best 16 ACC wins and highest-ever finish in the NFCA poll with a No. 8 ranking in the final poll.

Tech also had a historic upset of the U.S. National Team, breaking the Red, White & Blue's 185-game, pre-Olympic exhibition tour winning streak with a 1-0 win on March 26.



THE LAST TIME VIRGINIA TECH..

Recorded 10+ hits in a game	10, at Charlotte [2] (4/17/19)
Recorded 15+ hits in a game	15, vs. ETSU (2/17/19)
Scored 10+ runs in a game	12, vs. No. 20/17 JMU (4/10/19)
Scored 15+ runs in a game	18, at Pitt [1] (3/23/19)
Drew eight walks or more in a game	8, at Virginia [1] (4/14/18)
Stole five or more bases in a game	7, vs. Purdue (2/10/19)
Hit 3 home runs in a game	3, at Charlotte [1] (4/17/19)
Hit 4 home runs in a game	4, vs. No. 20/17 JMU (4/10/19)
Hit 4+ home runs in a game	5, at Pitt [1] (3/23/19)
Had 3+ players with 3+ hits in a game	3-Lauren Duff, 3-Emma Strouth & 3-Carolina Schoenewald, WCU [1] (4/25/17)
Turned a triple play	No. 1 Florida State, L, 12-5 [5] [1] (3/10/17)
Highest ranked opponent defeated	No. 4 Michigan, 6-2, at Gainesville, Fla. (2/20/99)
Defeated ranked opponent at home	No. 20/17, 12-0 [5] (4/10/19)
Highest ranked opponent defeated at home	No. 6 JMU, 2-1 (4/6/16)
Defeated ranked opponent on the road	No. 8 Georgia, 7-6 [8] (3/1/19)
Highest ranked opponent defeated on the road	No. 6 Michigan, 6-1 (5/25/08)
Defeated ranked opponent at neutral site	vs. No. 20 Michigan, 1-0 [8], in Austin, Texas (2/24/18)
Highest ranked opponent defeated at neutral site	No. 4 Michigan, 6-2, at Gainesville, Fla. (2/20/99)
Defeated a top-10 team	No. 8 Georgia, 7-6 [8] (3/1/19)
Won a run-rule game	at Charlotte, W 8-0 [5] (4/17/19)
Lost a run-rule game	No. 8 Georgia, 8-0 [5] (3/2/19)
Won an extra-inning game	No. 8 Georgia, 7-6 [8] (3/1/19)
Lost an extra-inning game	at North Carolina, 4-3 [8] (4/8/18)
Was no-hit by	Alexa Romero, vs. Syracuse, L, 2-0 (3/9/18)

THE LAST TIME A TECH PLAYER..

Recorded five hits in a game	Caroline Schoenewald, vs. Lamar (2/8/18)
Recorded four hits in a game	Darby Trull, at No. 8 Georgia (3/1/19)
Drove in 5+ runs in a game	5, Mackenzie Lawter at Pitt [1] (3/23/19)
Scored 4+ runs in a game	Caroline Schoenewald, vs. Lamar (2/8/18)
Hit a grand slam	Mackenzie Lawter at Pitt [1] (3/23/19)
Hit 2+ home runs in a game	2, Lauren Duff vs. No. 20/17 JMU [2] (4/10/19)
Player hit back-to-back home runs	1 inn. & 3 inn., Lauren Duff vs. No. 20/17 JMU [2] (4/10/19)
Players hit back-to-back home runs	Mackenzie Lawter & Al Velazquez vs. Louisville (3/31/19)
Players hit back-to-back-to-back home runs	2nd inn. K. McGoldrick, K. Smith and K. Mericka vs. Seton Hall (2/21/15)
Hit for the cycle	Never
Had 2+ doubles in a game	2, Emma Strouth vs. No. 20/17 JMU (4/10/19)
Had 2+ triples in a game	2, Courtney Brinkman at ETSU (4/25/02)
Drew 4+ walks in a game	4, Courtney Liddle vs. Miami (3/10/12)
Stole 3+ bases in a game	3, Kat Banks vs. Boston College (3/27/11)
Had a walk-off home run	Mackenzie Lawter vs. Virginia, 8-0 [5] (4/12/19)
Had a walk-off grand slam	Betty Rose vs. Cornell, 8-4 (3/20/12)
Had a walk-off hit	Caroline Schoenewald vs. Liberty 1-0 [8] (4/10/18)

THE LAST TIME A TECH PLAYER..

Struck out 15+ batters	15, Maggie Tyler at USC-Upstate (2/27/16)
Struck out 10+ batters	10, Carrie Eberle at Duke (4/6/19)
Threw a no-hitter	Keely Rochard vs. Charleston Southern (2/17/19)
Threw a 7-inning no-hitter	Keely Rochard vs. Charleston Southern (2/17/19)
Threw a 7-plus-inning no-hitter	Angela Tincher vs. Florida State (5/10/08)
Threw a perfect game	Keely Rochard vs. No. 20/17 JMU [5 Inn.] (4/10/19)
Threw a 7-plus-inning perfect game	Angela Tincher vs. Florida State [8 Inn.] (3/24/07)

THE LONGEST TECH GAMES..

14 Innings	Virginia Tech 3, Florida State 2; First Round of 2005 ACC Championship (College Park, Md.)
13 Innings	Virginia Tech 3, Marshall 2; 2013 NCAA Tournament (Lexington, Ky.)
12 Innings	BC 2, VT 1; 2003 (Chestnut Hill), VT 1, Louisville 0; 2005 NCAAs (Knoxville), Arizona 4, VT 3; 2008 (Tucson)
11 Innings	VT 2, Liberty 1; 2000 (Chattanooga); VT 6, Nevada 5; 2005 (Las Vegas)
10 Innings	10 times; last: Virginia Tech 6, Pitt 3; 2015 (Pittsburgh, Pa.)
9 Innings	25 times; last: Lamar 10, Virginia Tech 9 (Gulf Shores, Ala.)

		
Batting average	.237	.339
Slugging percentage	.330	.604
On-base percentage	.325	.415
Fielding percentage	.934	.972
ERA	4.58	1.92
Opponent BA	.261	.208

TEAM AVERAGES

- Heading into their three-game series with BC, the Hokies find themselves with advantages statistically at the plate. Tech boasts all three categories to its name, owning more than a .102 better batting average and a .274 slugging clip.
- In the circle, Tech has the better ERA by quite a bit, 2.66, and opponent batting average by .038.

What's a Hokie?



The answer leads all the way back to 1896 when Virginia Agricultural and Mechanical College changed its name to Virginia Polytechnic Institute. With the change came the necessity for writing a new cheer and a contest for such a purpose was held by the student body.

Senior O.M. Stull won first prize for his "Hokie" yell which is still used today. Later, when asked if "Hokie" had any special meaning, Stull explained the word was solely the product of his imagination and was used only as an attention-getter for his yell. It soon became a nickname for all Tech teams and for those people loyal to Tech athletics.

The official university school colors - Chicago Maroon and Burnt Orange - also were introduced in 1896. The colors were chosen by a committee because they made a 'unique combination' not worn elsewhere at the time. The official definition of "Hokie" is "a loyal Virginia Tech Fan".

'19 CLASS OF ACC COACHES

- The Atlantic Coast Conference enters 2019 with five new head coaches from its 12 member institutions, including Louisville's Holly Aprile, NC State's Jennifer Patrick-Swift, Pitt's Jodi Hermanek, Syracuse's Shannon Doepking and Virginia Tech's Pete D'Amour.
- Previously, Aprile was the head coach at Pitt, Patrick-Swift was the head coach at St. Francis, Hermanek was the head coach at Ohio, Doepking was the head coach at Dartmouth and D'Amour was the head coach at Kennesaw State.

Name	Team	Overall	ACC	Home	Away	Neutral
Pete D'Amour	Virginia Tech	40-8	17-4	13-5	16-2	11-1
Holly Aprile	Louisville	32-15	11-7	15-3	7-7	10-5
Jennifer Patrick-Swift	NC State	26-23	6-12	12-11	9-9	5-3
Shannon Doepking	Syracuse	20-25	8-10	6-5	7-13	7-7
Jodi Hermanek	Pitt	9-38	4-14	1-9	5-17	3-12

SOFTBALL INDOOR FACILITY

- The facility, which is attached to Rector Field House (track & field) and immediately adjacent to Tech Softball Park, opened this fall and provides the Hokies with an indoor infield for practice during inclement weather, along with four cages for hitting and pitching practice.
- The one-story building also features two coaches rooms, an equipment room, a team room, a film room, a mudroom and team facilities. The facility will be available to the program year-round and will have uses for practice, team events and gameday necessities. The new facility will encompass more than 16,000 square feet.
- The facility was designed by Cannon Designs and was built by Branch Associates of Salem, Virginia. This project was a part of a larger plan that vastly improved Rector Field House (track & field) and all of the adjacent athletics facilities. Total cost was roughly \$18 million.



D'AMOUR'S RECORD WHEN...

Total:	119-45
Conference:	42-13
Nonconference:	77-32
Home:	58-21
Away:	35-15
Neutral:	26-9
Day:	88-30
Night:	31-15
1-Run games:	26-14
2-Run games:	14-5
5+Run games:	55-14
Extra innings:	7-5
Shutouts:	41-11
Scoring 0-2 runs:	11-23
Scoring 3-5 runs:	38-18
Scoring 6-9 runs:	50-3
Scoring 10+ runs:	21-0
Opponent 0-2 runs:	86-6
Opponent 3-5 runs:	27-15
Opponent 6-9 runs:	6-20
Opponent 10+ runs:	0-5
Scored in 1st inning:	57-8
Scores first:	97-15
Opp. scores first:	22-30
After 4 leading:	88-5
After 4 trailing:	9-29
After 4 tied:	16-11
After 5 leading:	86-5
After 5 trailing:	6-31
After 5 tied:	13-7
After 6 leading:	80-3
After 6 trailing:	4-30
After 6 tied:	10-6
Hit 0 home runs:	36-32
Hit 1 home run:	36-10
Hit 2+ home runs:	47-3
Opponent 0 home runs:	84-20
Opponent 1 home run:	27-17
Opponent 2+ HRs:	7-8
Made 0 errors:	55-19
Made 1 error:	41-13
Made 2+ errors:	21-13
Opp. made 0 errors:	37-17
Opp. made 1 error:	41-14
Opp. made 2+ errors:	41-14
Out-hit opponent:	98-6
Out-hit by opponent:	13-32
Hits are tied:	7-7

GAMES SUMMARY

Score by innings	1	2	3	4	5	6	7	8	Total
Virginia Tech	73	59	68	51	57	13	15	1	337
Opponents	8	7	7	41	24	10	18	0	115

Record when ...				
Overall	40-8	After 4 leading	38-2	
Conference	17-4 trailing	0-6	
Non-Conference	23-4 tied	2-0	
Home games	13-5	After 5 leading	26-1	
Away games	16-2 trailing	1-4	
Neutral site	11-1 tied	0-1	
Day games	33-7	After 6 leading	24-1	
Night games	7-1 trailing	0-5	
vs Left starter	6-1 tied	1-0	
vs Right starter	34-7	Hit 0 home runs	7-2	
1-Run games	5-0	... 1 home run	9-5	
2-Run games	4-2	... 2+ home runs	24-1	
5+Run games	26-3	Opponent 0 home runs	34-5	
Extra innings	1-0 1 home run	5-1	
Shutouts	21-2 2+ HRs	1-2	
Scoring 0-2 runs	3-4	Made 0 errors	26-1	
..... 3-5 runs	9-3 1 error	9-4	
..... 6-9 runs	15-1 2+ errors	5-3	
..... 10+ runs	13-0	Opp. made 0 errors	14-7	
Opponent 0-2 runs	32-0 1 error	15-1	
..... 3-5 runs	5-2 2+ errors	11-0	
..... 6-9 runs	3-4	Out-hit opponent	35-0	
..... 10+ runs	0-2	Out-hit by opponent	4-6	
Opponent 0-2 runs	32-0	Hits are tied	1-2	
..... 3-5 runs	5-2			
..... 6-9 runs	3-4			
..... 10+ runs	0-2			
Scored in 1st inning	25-2			
Opp. scored in 1st	2-2			
Scores first	39-3			
Opp. scores first	1-5			

Record when team scores:

Runs	0	1	2	3	4	5	6	7	8	9	10+
W-L	0-2	2-1	1-1	1-0	3-1	5-2	3-0	3-1	5-0	4-0	13-0

Record when opponent scores:

Runs	0	1	2	3	4	5	6	7	8	9	10+
W-L	21-0	9-0	2-0	2-2	1-0	2-0	2-0	1-2	0-2	0-0	0-2

Record when leading after:

Inn.	1	2	3	4	5	6
W-L	24-1	31-2	35-3	38-2	26-1	24-1

Record when trailing after:

Inn.	1	2	3	4	5	6
W-L	1-2	1-3	0-2	0-6	1-4	0-5

Record when tied after:

Inn.	1	2	3	4	5	6
W-L	15-5	8-3	5-3	2-0	0-1	1-0

WHERE THEY AT

- Tech has 23 players on the squad who represent 10 states, including three out West and two each from the Midwest and Northeast.
- Virginia is where the most players (9) are from on the team, making up 39 percent.
- Tech boasts two players each from five states, including Georgia, Iowa, Nevada, North Carolina and South Carolina.

STATES

Virginia (9)

#00 Jada Crittendon	#3 Keely Rochar
#5 Dani Hugney	#6 Lauren Duff
#11 Cana Davis	#16 Meredith Slaw
#18 Mackenzie Lawter	#22 Mara Strum
#31 Kayleigh Addington	

STATES

Georgia (2)

#7 Keara Napoli	#8 Kelsey Bennett
-----------------	-------------------

Iowa (2)

#20 Sierra Walton	#29 Maddi Banks
-------------------	-----------------

Nevada (2)

#21 Stacy Kalt	#28 Grace Chavez
----------------	------------------

North Carolina (2)

#14 Emma Strouth	#25 Carrie Eberle
------------------	-------------------

South Carolina (2)

#4 Darby Trull	#13 Caitlyn Nolan
----------------	-------------------

Colorado (1)

#9 Al Velazquez

Maryland (1)

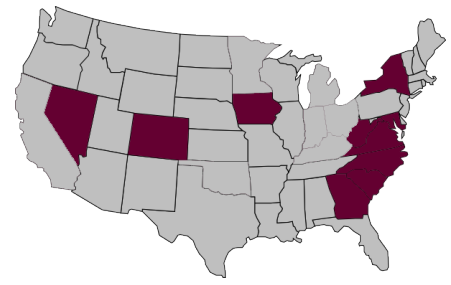
#19 Kinsey Johnson

New York (1)

#10 Olivia Lattin

West Virginia (1)

#2 Jayme Bailey



WHEN THE LONG BALL...

- If a player under Coach D'Amour hits a home run, the outcome is likely over. D'Amour is 36-9 when there is a homer and 46-3 if two or more.

HOME RUN TRACKER

Who	What	Count	When
Caitlyn Nolan	3-run HR to CF	1-0 (2 inn.)	vs. [RV] Wichita State (2/8/19)
Emma Strouth	Solo HR to LF	2-0 (4 inn.)	vs. Central Michigan (2/8/19)
Caitlyn Nolan	Solo HR to LF	2-2 (4 inn.)	vs. Central Michigan (2/8/19)
Olivia Lattin	Solo HR to LC	2-1 (2 inn.)	vs. Purdue (2/9/19)
Hannah Jones	3-run HR to CF	1-2 (5 inn.)	vs. Detroit Mercy (2/16/19)
Maddi Banks	Solo HR to CF	2-2 (5 inn.)	vs. Detroit Mercy (2/16/19)
Mackenzie Lawter	Solo HR to LFL	3-1 (2 inn.)	vs. ETSU (2/17/19)
Darby Trull	Solo HR to RC	2-1 (4 inn.)	vs. ETSU (2/17/19)
Kelsey Bennett	Solo HR to LC	1-0 (3 inn.)	vs. Charleston Southern (2/17/19)
Meredith Slaw	3-run HR to RC	1-0 (7 inn.)	vs. Charleston Southern (2/17/19)
Grace Chavez	2-run HR to CF	1-0 (5 inn.)	vs. [RV] Texas State (2/22/19)
Darby Trull	2-run ITP HR	3-2 (3 inn.)	vs. USF (2/22/19)
Grace Chavez	Solo HR to LFL	3-2 (1 inn.)	vs. Georgia State (2/23/19)
Emma Strouth	Solo HR to LC	1-0 (7 inn.)	vs. Georgia State (2/23/19)
Kelsey Bennett	2-run HR to LC	0-0 (3 inn.)	vs. [RV] Texas State (2/23/19)
Kelsey Bennett	2-run HR to CF	1-0 (5 inn.)	vs. [RV] Texas State (2/23/19)
Meredith Slaw	2-run HR to RF	0-0 (6 inn.)	vs. [RV] Texas State (2/23/19)
Mackenzie Lawter	2-run HR to LC	1-2 (2 inn.)	vs. Georgia State (2/24/19)
Caitlyn Nolan	Solo HR to LC	0-0 (3 inn.)	at Radford (2/27/19)
Kelsey Bennett	Solo HR to RF	2-1 (3 inn.)	at Radford (2/27/19)
Caitlyn Nolan	2-run HR to LFL	1-2 (4 inn.)	at Radford (2/27/19)
Kelsey Bennett	2-run HR to RFL	1-1 (2 inn.)	at No. 8 Georgia (3/1/19)
Caitlyn Nolan	2-run HR to LF	2-2 (1 inn.)	vs. UAB (3/2/19)
Meredith Slaw	2-run HR to LC	3-1 (5 inn.)	vs. UAB (3/2/19)
Caitlyn Nolan	Solo HR to RC	0-0 (5 inn.)	vs. UAB (3/2/19)
Emma Strouth	2-run HR to CF	0-1 (4 inn.)	vs. UAB (3/3/19)
Kelsey Bennett	Solo HR to LC	3-1 (5 inn.)	vs. UAB (3/3/19)
Darby Trull	3-run HR to CF	2-2 (3 inn.)	vs. Georgia Tech (3/9/10)
Al Velazquez	2-run HR to LF	0-0 (4 inn.)	vs. Georgia Tech (3/10/19)
Caitlyn Nolan	Solo HR to LC	0-0 (5 inn.)	vs. Georgia Tech (3/10/19)
Jayne Bailey	2-run HR to CF	2-1 (5 inn.)	vs. Georgia Tech (3/10/19)
Jayne Bailey	Solo HR to CF	1-1 (2 inn.)	vs. Georgia Tech (3/10/19)
Emma Strouth	2-run HR to LC	3-2 (6 inn.)	vs. Georgia Tech (3/10/19)
Emma Strouth	Grand slam - CF	0-0 (1 inn.)	vs. NC State (3/15/19)
Maddi Banks	Solo HR to CF	1-1 (2 inn.)	vs. NC State (3/15/19)
Darby Trull	2-run HR to CF	1-0 (2 inn.)	vs. NC State (3/15/19)
Jayne Bailey	2-run HR to RF	3-1 (2 inn.)	vs. NC State (3/15/19)
Grace Chavez	2-run HR to LF	0-0 (5 inn.)	vs. NC State (3/15/19)
Mackenzie Lawter	3-run HR to LFL	1-1 (2 inn.)	vs. Binghamton (3/19/19)
Grace Chavez	2-run HR to RC	1-1 (2 inn.)	vs. Binghamton (3/19/19)
Mackenzie Lawter	Solo HR to RC	1-0 (2 inn.)	vs. Binghamton (3/19/19)
Lauren Duff	Solo HR to LF	1-2 (5 inn.)	vs. Binghamton (3/19/19)
Caitlyn Nolan	2-run HR to LF	0-0 (1 inn.)	vs. Lipscomb (3/20/19)
Grace Chavez	Solo HR to LF	3-1 (2 inn.)	vs. Lipscomb (3/20/19)
Emma Strouth	Solo HR to LF	0-1 (3 inn.)	vs. Lipscomb (3/20/19)
Jayne Bailey	Solo HR to RC	2-2 (3 inn.)	vs. Lipscomb (3/20/19)
Caitlyn Nolan	3-run HR to RF	1-2 (3 inn.)	at Pitt [1] (3/23/19)
Mackenzie Lawter	Grand slam - RC	2-2 (3 inn.)	at Pitt [1] (3/23/19)
Stacy Kalt	Solo HR to LC	1-1 (5 inn.)	at Pitt [1] (3/23/19)
Emma Strouth	3-run HR to CF	0-0 (5 inn.)	at Pitt [1] (3/23/19)
Kelsey Bennett	Solo HR to CF	3-1 (5 inn.)	at Pitt [1] (3/23/19)
Kelsey Bennett	3-run HR to CF	1-1 (3 inn.)	at Pitt [2] (3/23/19)
Al Velazquez	Solo HR to CF	1-1 (1 inn.)	at Pitt (3/24/19)
Kelsey Bennett	2-run HR to RC	3-2 (1 inn.)	at Pitt (3/24/19)
Caitlyn Nolan	Grand Slam - CF	1-1 (1 inn.)	vs. Radford (3/27/19)
Jayne Bailey	2-run HR to CF	3-2 (4 inn.)	vs. Radford (3/27/19)
Kelsey Bennett	3-run HR to LF	1-0 (4 inn.)	vs. Louisville (3/29/19)
Jayne Bailey	Solo HR to LF	2-1 (2 inn.)	vs. Louisville (3/30/19)
Kelsey Bennett	3-run HR to LF	1-0 (4 inn.)	vs. Louisville (3/30/19)
Caitlyn Nolan	3-run HR to LC	1-2 (1 inn.)	vs. Louisville (3/31/19)
Mackenzie Lawter	2-run HR to LC	0-0 (3 inn.)	vs. Louisville (3/31/19)
Al Velazquez	Solo HR to LF	2-2 (3 inn.)	vs. Louisville (3/31/19)
Emma Strouth	2-run HR to CF	0-0 (6 inn.)	vs. Louisville (3/31/19)
Caitlyn Nolan	Solo HR to CF	1-0 (2 inn.)	at Duke (4/6/19)
Caitlyn Nolan	Solo HR to LC	1-0 (2 inn.)	at Duke (4/7/19)
Emma Strouth	Solo HR to RFL	1-0 (2 inn.)	vs. No. 20/17 JMUB (4/10/19)

HOME RUN TRACKER STATS

Who	What	Count	When
Caitlyn Nolan	2-run HR to CF	0-2 (1 inn.)	vs. No. 20/17 JMU (4/10/19)
Lauren Duff	Solo HR to LF	0-1 (1 inn.)	vs. No. 20/17 JMU (4/10/19)
Lauren Duff	Solo HR to CF	0-1 (3 inn.)	vs. No. 20/17 JMU (4/10/19)
Darby Trull	2-run HR to RF	1-0 (4 inn.)	vs. No. 20/17 JMU (4/10/19)
Emma Strouth	2-run HR to LF	0-0 (1 inn.)	vs. Virginia (4/12/19)
Mackenzie Lawter	Solo HR to LF	1-0 (2 inn.)	vs. Virginia (4/12/19)
Mackenzie Lawter	Solo HR to RC	1-0 (2 inn.)	vs. Virginia (4/12/19)
Meredith Slaw	2-run HR to LF	1-0 (5 inn.)	vs. Virginia (4/12/19)
Caitlyn Nolan	Solo HR to RC	1-0 (3 inn.)	at Charlotte (4/17/19)
Darby Trull	3-run HR to LC	0-0 (3 inn.)	at Charlotte (4/17/19)
Kelsey Bennett	Solo HR to RC	1-0 (7 inn.)	at Charlotte (4/17/19)
Grace Chavez	2-run HR to LC	1-0 (1 inn.)	at Charlotte (4/17/19)
Kelsey Bennett	3-run HR to CF	0-1 (5 inn.)	at Charlotte (4/17/19)
Emma Strouth	2-run HR to LF	2-2 (1 inn.)	vs. North Carolina (4/21/19)
Darby Trull	Solo HR to RF	0-0 (5 inn.)	vs. North Carolina (4/21/19)
Mackenzie Lawter	2-run HR to RF	2-2 (4 inn.)	vs. North Carolina (4/21/19)

Home Run Totals

Nolan (15) | Bennett (13) | Strouth (11) | Lawter (9) | Bailey (6) | Chavez (6) | Trull (7) | Slaw (4) | Velazquez (3) | Duff (3) | Banks (2) | Lattin (1) | Jones (1)

HR Tidbits

Total team HRs: 82 | First-pitch HRs: 14 | Full-count HRs: 5 | Leadoff HRs: 12

HR Notes

Strouth/Nolan's HRs vs. Central Michigan were back-to-back
 Jones/Banks' HRs vs. Detroit Mercy were back-to-back
 Trull's HR vs. USF was inside the park
 Bennett's two HRs vs. [RV] Texas State were back-to-back
 Slaw/Nolan's HRs vs. UAB were back-to-back
 Nolan's HR vs. Georgia Tech was a leadoff, first-pitch shot
 Strouth's HR at NC State was Tech's first swing of the inning, following three straight walks to Velazquez, Trull and Nolan
 Lawter's HRs vs. Binghamton were in the same inning after batting around Strouth/Bennett's HRs at Pitt were back-to-back
 Kalt's HR at Pitt was a leadoff shot
 Velazquez's HR at Pitt was a leadoff shot in the first inning
 Lawter/Velazquez's HRs vs. Louisville were back-to-back
 Strouth's HR vs. Louisville was a two-run walk-off run-rule
 Both of Nolan's HRs versus Duke were in the second inning in a 1-0 count
 Duff's HRs against No. 20/17 JMU were back-to-back
 Tech hit a home run on a 1-0 count in four straight HRs, with three against Virginia and one at Charlotte
 Bennett's first HR at Charlotte broke the freshman single-season HR record
 Both of Strouth and Lawter's HRs vs. UNC were in 2-2 counts

TEAM, PLAYER & OPPONENT HIGHS

Hits

Team 17 vs. Detroit Mercy (2/16/19)
 Player 4 - Darby Trull, 2x, last vs. No. 8 Georgia
 Opponent 14 - Georgia Tech (3/10/19)

Runs

Team 18 at Pitt [1] (3/23/19)
 Player 3, 11x, last Jayme Bailey vs. Louisville (3/31/19)
 Opponent 17 - [RV] Texas State (2/22/19)

HRs

Team 5, 2x, last at Pitt [1] (3/23/19)
 Player 2, 5x, last Lauren Duff vs. No. 20/17 JMU [2] (4/10/19)
 Opponent 5 - Georgia Tech (3/10/19)



TEAM GAME-BY-GAME SITUATIONS (BATTING)

Date	Opponent	Total h/ab	vs Left	vs Right	With Runners	Bases Empty	Bases Loaded	With 2-outs	With RBI-op	Reach as Leadoff	3rd and LT 2out	LOB
Feb 08	vs Wichita State	13-28	7-11	6-17	9-19	4-9	1-1	1-6	5-13	4-5	3-6	4
Feb 08	vs Central Michigan	10-27	0-0	10-27	5-13	5-14	0-4	2-7	2-9	3-6	3-5	7
Feb 09	vs Purdue	11-31	0-0	11-31	4-17	7-14	0-0	3-10	3-11	3-7	2-3	8
Feb 09	at Col. of Charleston	13-27	0-0	13-27	10-21	3-6	1-1	3-7	8-12	3-5	5-5	4
Feb 10	vs Purdue	12-27	0-0	12-27	6-20	6-7	0-2	3-9	5-17	5-6	1-4	12
Feb 16	vs Detroit Mercy	17-30	0-0	17-30	10-19	7-11	0-0	3-7	7-15	3-5	4-5	4
Feb 16	at Charleston So.	10-31	0-0	10-31	6-23	4-8	0-0	1-8	3-15	5-7	2-4	9
Feb 17	vs ETSU	15-34	0-0	15-34	9-21	6-13	1-3	5-12	6-14	4-8	2-3	12
Feb 17	at Charleston So.	14-34	0-0	14-34	8-23	6-11	0-0	7-14	7-16	5-7	1-1	9
Feb 22	vs Texas State	6-20	0-0	6-20	5-10	1-10	1-3	1-6	3-7	2-5	2-3	5
Feb 22	at South Florida	5-24	0-0	5-24	2-10	3-14	0-2	3-8	1-3	1-7	0-1	5
Feb 23	vs Georgia State	10-31	0-0	10-31	5-16	5-15	0-0	7-14	3-9	3-7	1-1	8
Feb 23	vs Texas State	10-28	0-0	10-28	7-12	3-16	0-1	4-11	3-6	2-6	2-2	4
Feb 24	vs Georgia State	10-29	0-0	10-29	5-22	5-7	0-3	1-8	3-10	5-6	2-5	9
Feb 27	at Radford	8-23	0-0	8-23	3-11	5-12	1-1	3-9	2-8	2-5	1-1	5
Mar 01	at Georgia	11-34	5-18	6-16	8-21	3-13	0-0	3-11	5-13	3-8	0-1	10
Mar 02	vs UAB	11-32	0-0	11-32	5-20	6-12	0-2	2-9	1-12	4-7	1-2	7
Mar 02	at Georgia	1-16	0-0	1-16	1-2	0-14	0-1	1-6	0-1	0-5	0-0	3
Mar 03	vs UAB	7-25	4-14	3-11	1-12	6-13	0-0	1-7	0-6	4-6	0-0	6
*Mar 09	GEORGIA TECH	6-23	2-10	4-13	2-8	4-15	0-0	1-7	1-3	2-6	1-1	3
*Mar 10	GEORGIA TECH	8-29	1-9	7-20	4-13	4-16	0-1	1-8	2-9	3-7	1-2	7
*Mar 10	GEORGIA TECH	7-26	3-10	4-16	3-8	4-18	0-0	3-9	1-3	2-7	1-1	3
*Mar 15	at NC State	6-25	0-0	6-25	4-14	2-11	0-0	2-10	3-10	5-7	1-1	5
*Mar 16	at NC State	11-27	0-0	11-27	5-13	6-14	1-1	2-7	1-6	4-5	1-2	4
*Mar 17	at NC State	2-23	0-0	2-23	0-8	2-15	0-1	1-8	0-3	2-7	1-2	8
Mar 19	BINGHAMTON	10-22	0-0	10-22	6-14	4-8	1-2	4-8	3-7	4-4	3-5	5
Mar 19	BINGHAMTON	9-25	0-0	9-25	6-19	3-6	0-2	0-5	5-17	4-5	3-5	6
Mar 20	LIPSCOMB	11-31	0-0	11-31	5-13	6-18	1-2	6-12	4-9	0-6	1-1	7
*Mar 23	at Pitt	14-26	0-0	14-26	11-15	3-11	4-4	2-6	7-8	3-5	5-5	2
*Mar 23	at Pitt	12-34	0-0	12-34	7-22	5-12	0-0	3-11	5-14	4-7	0-2	7
*Mar 24	at Pitt	11-30	0-0	11-30	7-15	4-15	1-1	5-12	5-13	3-7	3-4	7
Mar 27	RADFORD	12-23	0-0	12-23	7-13	5-10	1-1	8-11	5-8	2-4	0-0	4
*Mar 29	LOUISVILLE	9-31	0-0	9-31	5-12	4-19	1-2	5-13	3-8	0-7	0-0	6
*Mar 30	LOUISVILLE	9-24	0-0	9-24	6-18	3-6	2-5	0-4	6-12	3-4	4-6	6
*Mar 31	LOUISVILLE	11-27	0-0	11-27	7-16	4-11	1-2	6-12	4-8	3-6	2-4	3
*Apr 06	at Duke	6-26	0-0	6-26	3-12	3-14	0-2	1-8	2-6	3-7	1-2	7
*Apr 06	at Duke	12-31	0-0	12-31	6-17	6-14	0-0	3-9	4-8	3-7	1-1	5
*Apr 07	at Duke	5-26	0-0	5-26	2-9	3-17	0-0	3-10	1-4	1-7	0-0	5
Apr 10	JMU	2-23	0-0	2-23	0-7	2-16	0-1	0-7	0-2	1-7	0-0	5
Apr 10	JMU	11-24	0-0	11-24	6-15	5-9	0-2	2-7	6-12	3-4	0-1	3
*Apr 12	VIRGINIA	8-21	0-0	8-21	3-13	5-8	1-1	3-7	3-12	4-5	3-4	3
*Apr 13	VIRGINIA	6-22	0-0	6-22	4-9	2-13	0-0	3-7	1-6	2-6	0-3	5
*Apr 13	VIRGINIA	9-28	0-0	9-28	4-15	5-13	0-0	3-9	4-11	4-6	1-3	6
Apr 17	at Charlotte	10-33	6-18	4-15	3-20	7-13	0-0	4-12	3-10	5-7	3-4	7
Apr 17	at Charlotte	10-26	0-0	10-26	6-12	4-14	0-0	2-7	5-10	2-5	2-2	4
*Apr 20	NORTH CAROLINA	3-23	3-23	0-0	0-8	3-15	0-0	1-7	0-1	2-7	0-0	3
*Apr 21	NORTH CAROLINA	8-24	8-18	0-6	4-13	4-11	0-0	4-8	2-5	3-6	0-0	5
*Apr 21	NORTH CAROLINA	4-24	0-0	4-24	3-7	1-17	0-0	3-9	2-5	1-7	0-0	2
Totals		436-1288	39-131	397-1157	238-690	198-598	19-54	135-419	155-427	139-293	70-113	274
		.339	.298	.343	.345	.331	.352	.322	.363	.474	.619	



TEAM GAME-BY-GAME SITUATIONS (PITCHING)

Date	Opponent	Score	Total	vs	vs	With	Bases	With	Reach as	Gnd	Fly	ERA
		Score	h/lab	Left	Right	Runners	Empty	2-outs	Leadoff	Out	Out	
Feb 08	vs Wichita State	11-3	6-21	2-10	4-11	2-14	4-7	1-6	3-5	4	3	4.20
Feb 08	vs Central Michigan	6-0	2-23	1-9	1-14	0-6	2-17	1-8	0-7	0	8	1.75
Feb 09	vs Purdue	7-5	5-28	2-6	3-22	3-17	2-11	1-7	3-7	10	7	2.21
Feb 09	at Col. of Charleston	13-0	1-16	0-8	1-8	1-6	0-10	0-5	1-5	1	7	1.75
Feb 10	vs Purdue	5-0	3-24	0-4	3-20	2-6	1-18	2-9	0-7	1	10	1.35
Feb 16	vs Detroit Mercy	13-0	0-14	0-4	0-10	0-1	0-13	0-4	0-5	2	3	1.17
Feb 16	at Charleston So.	4-0	2-23	2-11	0-12	0-3	2-20	1-8	0-7	15	1	0.98
Feb 17	vs ETSU	8-3	6-27	1-11	5-16	4-11	2-16	2-9	1-7	16	1	0.98
Feb 17	at Charleston So.	10-0	0-21	0-7	0-14	0-4	0-17	0-7	0-7	2	6	0.86
Feb 22	vs Texas State	5-17	6-21	2-9	4-12	5-12	1-9	4-10	1-5	6	7	1.69
Feb 22	at South Florida	2-7	11-27	7-18	4-9	6-14	5-13	1-6	3-6	9	4	2.06
Feb 23	vs Georgia State	6-0	4-25	2-6	2-19	1-6	3-19	2-9	1-7	2	10	1.87
Feb 23	vs Texas State	10-0	6-24	2-9	4-15	2-15	4-9	3-9	4-6	8	4	1.73
Feb 24	vs Georgia State	5-1	2-26	1-10	1-16	1-11	1-15	0-8	2-7	10	6	1.67
Feb 27	at Radford	10-0	3-18	3-7	0-11	0-4	3-14	2-7	0-5	3	6	1.58
Mar 01	at Georgia	7-6	12-35	7-15	5-20	5-17	7-18	7-14	2-8	11	4	1.66
Mar 02	vs UAB	8-6	10-31	5-8	5-23	6-18	4-13	5-12	3-7	10	7	1.81
Mar 02	at Georgia	0-8	8-19	3-8	5-11	4-10	4-9	1-5	3-5	4	6	2.19
Mar 03	vs UAB	4-1	3-24	0-7	3-17	1-5	2-19	1-8	0-7	4	15	2.12
*Mar 09	GEORGIA TECH	5-1	10-31	5-12	5-19	4-19	6-12	3-10	4-7	10	1	2.06
*Mar 10	GEORGIA TECH	7-10	14-32	4-8	10-24	5-16	9-16	1-7	4-7	5	6	2.47
*Mar 10	GEORGIA TECH	5-4	7-27	3-9	4-18	2-11	5-16	2-9	3-7	13	3	2.55
*Mar 15	at NC State	4-2	7-28	2-4	5-24	3-10	4-18	3-10	2-7	11	3	2.52
*Mar 16	at NC State	12-1	3-17	1-2	2-15	0-6	3-11	1-6	2-5	11	2	2.44
*Mar 17	at NC State	1-0	3-22	0-1	3-21	1-8	2-14	1-8	1-7	13	3	2.33
Mar 19	BINGHAMTON	12-0	3-19	0-0	3-19	1-11	2-8	0-6	3-5	5	4	2.26
Mar 19	BINGHAMTON	9-1	2-18	0-0	2-18	0-13	2-5	0-5	3-5	1	3	2.20
Mar 20	LIPSCOMB	9-7	9-32	6-16	3-16	5-17	4-15	3-11	2-7	9	5	2.23
*Mar 23	at Pitt	18-0	2-17	0-2	2-15	1-7	1-10	1-6	1-5	1	5	2.17
*Mar 23	at Pitt	9-1	6-25	0-2	6-23	2-10	4-15	3-9	1-7	10	4	2.12
*Mar 24	at Pitt	10-2	3-23	1-2	2-21	1-11	2-12	0-6	3-7	3	4	2.12
Mar 27	RADFORD	8-0	5-21	3-9	2-12	1-10	4-11	1-6	1-5	5	4	2.07
*Mar 29	LOUISVILLE	5-7	9-31	6-13	3-18	5-20	4-11	1-8	4-8	13	2	2.23
*Mar 30	LOUISVILLE	10-1	5-19	4-9	1-10	1-12	4-7	0-5	2-5	2	6	2.21
*Mar 31	LOUISVILLE	13-5	5-23	1-9	4-14	3-8	2-15	2-8	2-6	5	5	2.31
*Apr 06	at Duke	3-0	5-24	1-9	4-15	0-13	5-11	0-5	3-7	6	3	2.24
*Apr 06	at Duke	6-0	4-25	3-10	1-15	1-10	3-15	3-10	2-7	4	10	2.17
*Apr 07	at Duke	2-1	3-24	2-14	1-10	0-9	3-15	0-7	1-7	12	3	2.11
Apr 10	JMU	1-3	6-26	0-6	6-20	3-9	3-17	0-6	1-7	9	3	2.13
Apr 10	JMU	12-0	0-15	0-3	0-12	0-0	0-15	0-5	0-5	2	9	2.09
*Apr 12	VIRGINIA	8-0	2-16	0-0	2-16	0-3	2-13	0-4	0-7	5	4	2.05
*Apr 13	VIRGINIA	1-0	1-22	0-0	1-22	0-3	1-19	0-7	1-7	3	10	2.00
*Apr 13	VIRGINIA	7-0	4-24	1-2	3-22	1-4	3-20	4-11	0-7	8	7	1.94
Apr 17	at Charlotte	9-1	7-27	5-14	2-13	3-15	4-12	2-9	2-7	6	9	1.92
Apr 17	at Charlotte	8-0	4-17	3-9	1-8	2-12	2-5	1-6	4-5	5	4	1.89
*Apr 20	NORTH CAROLINA	0-3	5-27	2-18	3-9	3-9	2-18	4-12	0-7	10	6	1.87
*Apr 21	NORTH CAROLINA	5-0	2-24	2-16	0-8	0-9	2-15	2-9	1-7	7	10	1.82
*Apr 21	NORTH CAROLINA	4-8	10-30	6-17	4-13	6-17	4-13	1-8	3-7	7	7	1.92
Totals		337-115	236-1133	101-383	135-750	97-482	139-651	73-370	83-307	319	260	1.92
			.208	.264	.180	.201	.214	.197	.270			



TEAM GAME-BY-GAME HITTING

Date	Opponent	ab	r	h	rbi	2b	3b	hr	tb	bb	ibb	sb	cs	hbp	sac	sf	gdp	k	po	a	e	lob	avg
Feb 08	vs Wichita State	28	11	13	10	4	0	1	20	1	0	1	0	1	0	0	0	3	15	5	1	4	.464
Feb 08	vs Central Michigan	27	6	10	6	0	0	2	16	2	0	0	0	1	0	1	1	1	21	0	0	7	.418
Feb 09	vs Purdue	31	7	11	6	4	0	1	18	4	0	3	0	0	0	1	0	0	21	11	4	8	.395
Feb 09	at Col. of Charleston	27	13	13	11	1	0	0	14	5	0	3	0	0	0	0	0	0	15	2	0	4	.416
Feb 10	vs Purdue	27	5	12	5	5	1	0	19	7	0	7	0	0	0	1	1	1	21	2	0	12	.421
Feb 16	vs Detroit Mercy	30	13	17	12	2	0	2	25	2	0	2	1	0	0	0	0	2	15	2	0	4	.447
Feb 16	at Charleston So.	31	4	10	4	1	0	0	11	2	0	1	0	0	1	0	0	2	21	14	0	9	.428
Feb 17	vs ETSU	34	8	15	8	2	0	2	23	5	0	2	0	2	0	0	0	3	21	17	1	12	.430
Feb 17	at Charleston So.	34	10	14	10	4	0	2	24	6	0	2	0	0	0	0	0	1	21	3	0	9	.428
Feb 22	vs Texas State	20	5	6	5	0	0	1	9	3	0	1	0	1	1	0	0	4	15	5	1	5	.419
Feb 22	at South Florida	24	2	5	2	0	0	1	8	3	0	0	1	1	0	0	0	3	18	8	1	5	.403
Feb 23	vs Georgia State	31	6	10	5	0	0	2	16	3	0	2	0	1	0	0	0	2	21	2	0	8	.395
Feb 23	vs Texas State	28	10	10	10	2	0	3	21	2	0	2	1	2	0	0	0	2	18	10	3	4	.392
Feb 24	vs Georgia State	29	5	10	5	0	0	1	13	3	0	4	0	0	0	0	0	2	21	9	3	9	.389
Feb 27	at Radford	23	10	8	8	1	0	3	18	4	0	1	1	2	1	0	0	3	15	2	0	5	.387
Mar 01	at Georgia	34	7	11	7	5	1	1	21	5	0	0	0	1	1	0	0	8	24	11	1	10	.382
Mar 02	vs UAB	32	8	11	7	1	0	3	21	3	0	0	0	2	0	0	0	6	21	9	2	8	.380
Mar 02	at Georgia	16	0	1	0	1	0	0	2	2	0	0	0	0	0	0	0	2	12	4	1	3	.370
Mar 03	vs UAB	25	4	7	4	0	0	2	13	2	0	0	0	0	0	1	0	5	21	4	0	6	.365
*Mar 09	GEORGIA TECH	23	5	6	4	1	0	1	10	1	0	1	1	1	1	0	0	4	21	10	1	3	.361
*Mar 10	GEORGIA TECH	29	7	8	7	1	0	3	18	6	0	1	0	0	0	0	0	3	21	4	1	7	.357
*Mar 10	GEORGIA TECH	26	5	7	4	1	0	2	14	1	0	1	0	0	0	1	0	7	21	13	0	3	.353
*Mar 15	at NC State	25	4	6	3	1	0	0	7	3	0	0	2	0	1	1	0	6	21	11	0	5	.349
*Mar 16	at NC State	27	12	11	12	0	1	5	28	4	0	1	0	0	0	0	0	3	15	11	1	4	.351
*Mar 17	at NC State	23	1	2	1	0	1	0	4	4	0	0	0	2	0	1	0	9	21	12	0	8	.342
Mar 19	BINGHAMTON	22	12	10	11	2	1	3	23	5	0	1	0	1	0	1	1	3	15	4	1	5	.346
Mar 19	BINGHAMTON	25	9	9	8	3	0	1	15	5	0	3	0	0	0	0	0	7	15	1	1	7	.346
Mar 20	LIPSCOMB	31	9	11	9	3	0	4	26	3	0	0	0	0	0	0	0	2	21	7	3	7	.346
*Mar 23	at Pitt	26	18	14	18	0	0	5	29	7	0	0	0	0	1	1	2	2	15	2	0	2	.353
*Mar 23	at Pitt	34	9	12	8	3	0	1	18	3	0	1	0	0	0	0	0	8	21	13	0	7	.353
*Mar 24	at Pitt	30	10	11	10	4	0	2	21	5	0	4	0	1	0	2	0	3	21	4	0	7	.353
Mar 27	RADFORD	23	8	12	8	4	0	2	22	1	0	1	0	1	0	0	0	0	15	5	0	5	.358
*Mar 29	LOUISVILLE	31	5	9	5	2	0	1	14	1	0	0	0	0	0	0	0	8	21	13	0	6	.355
*Mar 30	LOUISVILLE	24	10	9	9	2	0	2	17	3	0	1	0	1	0	0	0	2	15	2	0	6	.356
*Mar 31	LOUISVILLE	27	13	11	11	1	0	4	24	4	0	1	0	0	0	0	0	5	18	5	0	3	.357
*Apr 06	at Duke	26	3	6	3	1	0	0	7	3	0	0	0	1	0	1	0	8	21	8	0	7	.354
*Apr 06	at Duke	31	6	12	6	1	0	1	16	1	0	0	0	0	0	1	0	4	21	4	0	6	.355
*Apr 07	at Duke	26	2	5	2	1	1	1	11	2	0	0	0	0	0	0	0	5	21	11	1	5	.351
Apr 10	JMU	23	1	2	1	0	0	1	5	3	0	1	0	1	0	0	0	7	21	10	2	5	.345
Apr 10	JMU	24	12	11	10	3	0	4	26	3	0	0	0	0	0	0	0	2	15	2	0	3	.348
*Apr 12	VIRGINIA	21	8	8	8	4	0	2	18	5	0	3	0	0	0	0	0	2	15	5	0	5	.348
*Apr 13	VIRGINIA	22	1	6	1	2	0	0	8	1	0	0	0	0	1	0	0	1	21	3	0	5	.347
*Apr 13	VIRGINIA	28	7	9	7	4	1	2	21	3	0	3	0	0	0	0	0	7	21	10	0	6	.346
Apr 17	at Charlotte	33	9	10	9	0	0	3	19	4	0	3	1	0	0	0	0	1	21	6	0	7	.345
Apr 17	at Charlotte	26	8	10	7	2	0	2	18	1	0	1	0	0	0	0	0	2	15	6	0	4	.346
*Apr 20	NORTH CAROLINA	23	0	3	0	1	0	0	4	1	0	0	1	0	0	0	0	6	21	10	2	3	.342
*Apr 21	NORTH CAROLINA	24	5	8	5	0	0	2	14	4	0	0	1	1	0	0	0	4	21	5	1	6	.342
*Apr 21	NORTH CAROLINA	24	4	4	4	2	0	1	9	3	0	0	0	0	0	0	1	2	21	10	3	2	.339
Totals		1288	337	436	316	82	7	82	778	154	0	58	10	24	8	13	6	173	909	327	35	281	.339



TEAM GAME-BY-GAME PITCHING

Date	Opponent	ip	h	r	er	bb	so	2b	3b	hr	wp	bk	hbp	dp	ibb	score	w-l	sv	era
Feb 08	vs Wichita State	5.0	6	3	3	5	7	2	0	0	2	0	0	0	0	11-3	1-0	0	4.20
Feb 08	vs Central Michigan	7.0	2	0	0	1	13	0	0	0	0	0	1	0	0	6-0	2-0	0	1.75
Feb 09	vs Purdue	7.0	5	5	3	4	3	1	0	0	1	0	0	1	0	7-5	3-0	0	2.21
Feb 09	at Col. of Charleston	5.0	1	0	0	1	7	0	0	0	0	0	1	0	0	13-0	4-0	0	1.75
Feb 10	vs Purdue	7.0	3	0	0	1	10	0	0	0	0	0	0	0	0	5-0	5-0	0	1.35
Feb 16	vs Detroit Mercy	5.0	0	0	0	1	9	0	0	0	0	0	0	0	0	13-0	6-0	0	1.17
Feb 16	at Charleston So.	7.0	2	0	0	0	5	0	0	0	1	0	0	0	0	4-0	7-0	0	0.98
Feb 17	vs ETSU	7.0	6	3	1	1	4	1	0	0	1	0	1	0	0	8-3	8-0	0	0.98
Feb 17	at Charleston So.	7.0	0	0	0	2	13	0	0	0	1	0	0	0	0	10-0	9-0	0	0.86
Feb 22	vs Texas State	5.0	6	17	8	12	2	2	0	0	1	0	4	0	0	5-17	9-1	0	1.69
Feb 22	at South Florida	6.0	11	7	5	0	3	0	1	0	1	0	2	1	0	2-7	9-2	0	2.06
Feb 23	vs Georgia State	7.0	4	0	0	0	9	0	0	0	0	0	1	0	0	6-0	10-2	0	1.87
Feb 23	vs Texas State	6.0	6	0	0	1	5	0	0	0	0	0	0	1	0	10-0	11-2	0	1.73
Feb 24	vs Georgia State	7.0	2	1	1	3	6	0	0	0	0	0	0	0	0	5-1	12-2	1	1.67
Feb 27	at Radford	5.0	3	0	0	1	6	1	0	0	0	0	0	0	0	10-0	13-2	1	1.58
Mar 01	at Georgia	8.0	12	6	3	1	7	4	1	1	0	0	1	1	0	7-6	14-2	2	1.66
Mar 02	vs UAB	7.0	10	6	4	2	2	3	0	0	1	0	0	1	0	8-6	15-2	2	1.81
Mar 02	at Georgia	4.0	8	8	7	2	2	1	1	2	0	0	0	0	0	0-8	15-3	2	2.19
Mar 03	vs UAB	7.0	3	1	1	0	2	2	0	0	0	0	0	0	0	4-1	16-3	2	2.12
*Mar 09	GEORGIA TECH	7.0	10	1	1	0	10	1	0	0	1	0	1	0	0	5-1	17-3	2	2.06
*Mar 10	GEORGIA TECH	7.0	14	10	10	6	9	6	0	5	1	0	0	0	1	7-10	17-4	2	2.47
*Mar 10	GEORGIA TECH	7.0	7	4	4	2	4	0	0	2	0	0	0	0	0	5-4	18-4	2	2.55
*Mar 15	at NC State	7.0	7	2	2	1	7	1	1	1	0	0	0	0	0	4-2	19-4	2	2.52
*Mar 16	at NC State	5.0	3	1	0	2	1	2	0	0	0	0	0	1	0	12-1	20-4	2	2.44
*Mar 17	at NC State	7.0	3	0	0	2	3	0	0	0	0	0	1	1	0	1-0	21-4	2	2.33
Mar 19	BINGHAMTON	5.0	3	0	0	2	6	0	0	0	0	0	1	0	0	12-0	22-4	2	2.26
Mar 19	BINGHAMTON	5.0	2	1	0	3	11	1	0	0	0	0	2	0	0	9-1	23-4	2	2.20
Mar 20	LIPSCOMB	7.0	9	7	3	2	6	2	0	0	0	0	0	0	0	9-7	24-4	2	2.23
*Mar 23	at Pitt	5.0	2	0	0	2	9	0	0	0	0	0	1	0	0	18-0	25-4	2	2.17
*Mar 23	at Pitt	7.0	6	1	1	2	5	0	0	0	0	0	0	1	0	9-1	26-4	2	2.12
*Mar 24	at Pitt	7.0	3	2	2	4	13	0	0	1	1	0	0	1	0	10-2	27-4	2	2.12
Mar 27	RADFORD	5.0	5	0	0	2	6	0	0	0	0	0	0	0	0	8-0	28-4	2	2.07
*Mar 29	LOUISVILLE	7.0	9	7	7	2	6	3	1	0	1	0	1	0	0	5-7	28-5	2	2.23
*Mar 30	LOUISVILLE	5.0	5	1	1	2	7	1	0	1	0	0	1	0	0	10-1	29-5	2	2.21
*Mar 31	LOUISVILLE	6.0	5	5	5	0	8	2	0	1	0	0	2	0	0	13-5	30-5	2	2.31
*Apr 06	at Duke	7.0	5	0	0	2	10	1	0	0	0	0	1	1	0	3-0	31-5	2	2.24
*Apr 06	at Duke	7.0	4	0	0	0	7	0	0	0	0	0	2	0	0	6-0	32-5	2	2.17
*Apr 07	at Duke	7.0	3	1	0	4	5	2	0	0	1	0	2	0	0	2-1	33-5	2	2.11
Apr 10	JMU	7.0	6	3	3	1	8	0	0	0	1	0	0	1	0	1-3	33-6	2	2.13
Apr 10	JMU	5.0	0	0	0	0	4	0	0	0	0	0	0	0	0	12-0	34-6	2	2.09
*Apr 12	VIRGINIA	5.0	2	0	0	0	5	0	0	0	0	0	0	1	0	8-0	35-6	2	2.05
*Apr 13	VIRGINIA	7.0	1	0	0	0	8	1	0	0	0	0	0	0	0	1-0	36-6	2	2.00
*Apr 13	VIRGINIA	7.0	4	0	0	0	5	0	0	0	0	0	1	0	0	7-0	37-6	2	1.94
Apr 17	at Charlotte	7.0	7	1	1	2	5	2	0	0	0	0	0	1	0	9-1	38-6	2	1.92
Apr 17	at Charlotte	5.0	4	0	0	4	5	0	0	0	0	0	0	0	0	8-0	39-6	2	1.89
*Apr 20	NORTH CAROLINA	7.0	5	3	1	2	5	0	0	0	0	0	1	0	0	0-3	39-7	2	1.87
*Apr 21	NORTH CAROLINA	7.0	2	0	0	2	4	0	0	0	0	0	1	0	0	5-0	40-7	2	1.82
*Apr 21	NORTH CAROLINA	7.0	10	8	6	2	5	2	1	1	0	0	2	0	0	4-8	40-8	2	1.92
Totals		303.0	236	115	83	91	302	44	6	15	15	0	31	13	1	337-115	40-8	2	1.92



OPPONENT GAME-BY-GAME BATTING

Date	Opponent	ab	r	h	rbi	2b	3b	hr	tb	bb	ibb	sb	cs	hbp	sac	sf	gdp	k	po	a	e	lob	avg
Feb 08	vs Wichita State	21	3	6	3	2	0	0	8	5	0	0	0	0	0	0	0	7	15	3	0	8	.286
Feb 08	vs Central Michigan	23	0	2	0	0	0	0	2	1	0	0	0	1	0	0	0	13	18	3	2	4	.182
Feb 09	vs Purdue	28	5	5	4	1	0	0	6	4	0	0	0	0	0	0	0	3	21	11	0	6	.181
Feb 09	at Col. of Charleston	16	0	1	0	0	0	0	1	1	0	0	0	1	0	0	0	7	15	5	2	3	.159
Feb 10	vs Purdue	24	0	3	0	0	0	0	3	1	0	0	0	0	0	0	0	10	18	6	0	4	.152
Feb 16	vs Detroit Mercy	14	0	0	0	0	0	0	0	1	0	0	0	0	0	0	0	9	15	6	1	0	.135
Feb 16	at Charleston So.	23	0	2	0	0	0	0	2	0	0	0	0	0	0	0	0	5	21	14	1	2	.128
Feb 17	vs ETSU	27	3	6	2	1	0	0	7	1	0	0	0	1	0	0	0	4	21	5	0	5	.142
Feb 17	at Charleston So.	21	0	0	0	0	0	0	0	2	0	0	0	0	0	0	0	13	21	8	1	2	.127
Feb 22	vs Texas State	21	17	6	17	2	0	0	8	12	0	1	0	4	0	1	0	2	15	3	0	6	.142
Feb 22	at South Florida	27	7	11	7	0	1	0	13	0	0	0	1	2	0	1	0	3	21	3	0	5	.171
Feb 23	vs Georgia State	25	0	4	0	0	0	0	4	0	0	0	0	1	0	0	0	9	21	7	0	5	.170
Feb 23	vs Texas State	24	0	6	0	0	0	0	6	1	0	1	0	0	0	0	0	5	18	8	1	7	.177
Feb 24	vs Georgia State	26	1	2	1	0	0	0	2	3	0	2	0	0	0	0	0	6	18	7	1	7	.169
Feb 27	at Radford	18	0	3	0	1	0	0	4	1	0	0	0	0	0	0	0	6	15	7	2	4	.169
Mar 01	at Georgia	35	6	12	6	4	1	1	21	1	0	0	0	1	0	0	1	7	24	5	0	7	.185
Mar 02	vs UAB	31	6	10	6	3	0	0	13	2	0	1	0	0	0	0	1	2	21	8	1	6	.196
Mar 02	at Georgia	19	8	8	8	1	1	2	17	2	0	1	0	0	1	1	0	2	15	8	0	3	.206
Mar 03	vs UAB	24	1	3	1	2	0	0	5	0	0	0	0	0	0	0	0	2	18	7	1	2	.201
*Mar 09	GEORGIA TECH	31	1	10	1	1	0	0	11	0	0	1	0	1	0	0	0	10	18	6	1	10	.209
*Mar 10	GEORGIA TECH	32	10	14	10	6	0	5	35	6	1	1	1	0	1	1	0	9	21	13	0	9	.224
*Mar 10	GEORGIA TECH	27	4	7	4	0	0	2	13	2	0	1	0	0	0	0	0	4	20	5	1	4	.225
*Mar 15	at NC State	28	2	7	2	1	1	1	13	1	0	0	0	0	0	0	0	7	21	6	2	6	.227
*Mar 16	at NC State	17	1	3	1	2	0	0	5	2	0	0	0	0	0	0	0	1	15	5	1	3	.225
*Mar 17	at NC State	22	0	3	0	0	0	0	3	2	0	0	0	1	0	0	1	3	21	2	0	4	.222
Mar 19	BINGHAMTON	19	0	3	0	0	0	0	3	2	0	3	0	1	0	0	0	6	12	4	2	7	.220
Mar 19	BINGHAMTON	18	1	2	0	1	0	0	3	3	0	1	0	2	0	0	0	11	14	2	3	7	.217
Mar 20	LIPSCOMB	32	7	9	6	2	0	0	11	2	0	2	0	0	0	0	0	6	18	6	1	6	.220
*Mar 23	at Pitt	17	0	2	0	0	0	0	2	2	0	0	0	1	0	0	0	9	15	6	1	5	.217
*Mar 23	at Pitt	25	1	6	1	0	0	0	6	2	0	0	0	0	0	0	1	5	21	5	1	5	.218
*Mar 24	at Pitt	23	2	3	2	0	0	1	6	4	0	1	0	0	1	0	1	13	21	4	0	5	.215
Mar 27	RADFORD	21	0	5	0	0	0	0	5	2	0	0	0	0	0	0	0	6	12	5	0	8	.216
*Mar 29	LOUISVILLE	31	7	9	7	3	1	0	14	2	0	4	0	1	0	0	0	6	21	7	1	6	.219
*Mar 30	LOUISVILLE	19	1	5	1	1	0	1	9	2	0	0	0	1	1	0	0	7	12	4	3	7	.220
*Mar 31	LOUISVILLE	23	5	5	5	2	0	1	10	0	0	1	0	2	0	0	0	8	15	4	1	2	.220
*Apr 06	at Duke	24	0	5	0	1	0	0	6	2	0	2	1	1	0	0	0	10	21	2	0	6	.220
*Apr 06	at Duke	25	0	4	0	0	0	0	4	0	0	0	0	2	0	0	0	7	21	6	0	6	.218
*Apr 07	at Duke	24	1	3	0	2	0	0	5	4	0	0	1	2	0	0	0	5	21	6	0	8	.215
Apr 10	JMU	26	3	6	3	0	0	0	6	1	0	0	0	0	0	0	1	8	21	3	0	3	.216
Apr 10	JMU	15	0	0	0	0	0	0	0	0	0	0	0	0	0	0	0	4	12	7	4	0	.212
*Apr 12	VIRGINIA	16	0	2	0	0	0	0	2	0	0	0	0	0	0	0	1	5	13	8	0	1	.211
*Apr 13	VIRGINIA	22	0	1	0	1	0	0	2	0	0	0	0	0	0	0	0	8	18	4	1	1	.207
*Apr 13	VIRGINIA	24	0	4	0	0	0	0	4	0	0	0	1	1	0	0	0	5	18	6	2	4	.206
Apr 17	at Charlotte	27	1	7	1	2	0	0	9	2	0	0	0	0	0	0	1	5	21	10	2	7	.208
Apr 17	at Charlotte	17	0	4	0	0	0	0	4	4	0	0	1	0	1	0	0	5	15	2	2	7	.208
*Apr 20	NORTH CAROLINA	27	3	5	2	0	0	0	5	2	0	1	0	1	0	0	0	5	21	9	0	6	.208
*Apr 21	NORTH CAROLINA	24	0	2	0	0	0	0	2	2	0	2	0	1	0	0	0	4	18	10	0	6	.205
*Apr 21	NORTH CAROLINA	30	8	10	7	2	1	1	17	2	0	0	1	2	0	0	0	5	21	6	0	5	.208
Totals		1133	115	236	108	44	6	15	337	91	1	26	7	31	5	4	8	302	869	287	42	240	.208



OPPONENT GAME-BY-GAME PITCHING

Date	Opponent	ip	h	r	er	bb	so	2b	3b	hr	wp	bk	hbp	dp	ibb	score	w-l	sv	era
Feb 08	vs Wichita State	5.0	13	11	11	1	3	4	0	1	1	0	1	0	0	3-11	0-1	0	15.40
Feb 08	vs Central Michigan	6.0	10	6	5	2	1	0	0	2	0	0	1	2	0	0-6	0-2	0	10.18
Feb 09	vs Purdue	7.0	11	7	7	4	0	4	0	1	2	0	0	0	0	5-7	0-3	0	8.94
Feb 09	at Col. of Charleston	5.0	13	13	11	5	0	1	0	0	1	0	0	1	0	0-13	0-4	0	10.35
Feb 10	vs Purdue	6.0	12	5	5	7	1	5	1	0	1	0	0	1	0	0-5	0-5	0	9.41
Feb 16	vs Detroit Mercy	5.0	17	13	12	2	2	2	0	2	0	0	0	1	0	0-13	0-6	0	10.50
Feb 16	at Charleston So.	7.0	10	4	3	2	2	1	0	0	0	0	0	0	0	0-4	0-7	0	9.22
Feb 17	vs ETSU	7.0	15	8	8	5	3	2	0	2	1	0	2	0	0	3-8	0-8	0	9.04
Feb 17	at Charleston So.	7.0	14	10	9	6	1	4	0	2	0	0	0	1	0	0-10	0-9	0	9.04
Feb 22	vs Texas State	5.0	6	5	5	3	4	0	0	1	0	0	1	0	0	17-5	1-9	0	8.87
Feb 22	at South Florida	7.0	5	2	2	3	3	0	0	1	0	0	1	1	0	7-2	2-9	0	8.15
Feb 23	vs Georgia State	7.0	10	6	6	3	2	0	0	2	1	0	1	0	0	0-6	2-10	0	7.95
Feb 23	vs Texas State	6.0	10	10	10	2	2	2	0	3	0	0	2	0	0	0-10	2-11	0	8.23
Feb 24	vs Georgia State	6.0	10	5	5	3	2	0	0	1	0	0	0	0	0	1-5	2-12	0	8.06
Feb 27	at Radford	5.0	8	10	7	4	3	1	0	3	0	0	2	0	0	0-10	2-13	0	8.15
Mar 01	at Georgia	8.0	11	7	7	5	8	5	1	1	1	0	1	0	0	6-7	2-14	0	7.99
Mar 02	vs UAB	7.0	11	8	7	3	6	1	0	3	2	0	2	0	0	6-8	2-15	0	7.92
Mar 02	at Georgia	5.0	1	0	0	2	2	1	0	0	0	0	0	0	0	8-0	3-15	0	7.57
Mar 03	vs UAB	6.0	7	4	4	2	5	0	0	2	0	0	0	0	0	1-4	3-16	0	7.42
*Mar 09	Georgia Tech	6.0	6	5	3	1	4	1	0	1	0	0	1	0	0	1-5	3-17	0	7.23
*Mar 10	Georgia Tech	7.0	8	7	7	6	3	1	0	3	3	0	0	0	0	10-7	4-17	0	7.22
*Mar 10	Georgia Tech	6.2	7	5	4	1	7	1	0	2	1	0	0	0	0	4-5	4-18	0	7.07
*Mar 15	at NC State	7.0	6	4	1	3	6	1	0	0	1	0	0	1	0	2-4	4-19	0	6.77
*Mar 16	at NC State	5.0	11	12	11	4	3	0	1	5	1	0	0	0	0	1-12	4-20	0	7.06
*Mar 17	at NC State	7.0	2	1	1	4	9	0	1	0	1	0	2	0	0	0-1	4-21	0	6.79
Mar 19	Binghamton	4.0	10	12	6	5	3	2	1	3	0	0	1	1	0	0-12	4-22	0	6.88
Mar 19	Binghamton	4.2	9	9	7	5	7	3	0	1	1	0	0	0	0	1-9	4-23	0	6.99
Mar 20	Lipscomb	6.0	11	9	9	3	2	3	0	4	0	0	0	0	0	7-9	4-24	0	7.11
*Mar 23	at Pitt	5.0	14	18	18	7	2	0	0	5	1	0	0	2	0	0-18	4-25	0	7.63
*Mar 23	at Pitt	7.0	12	9	8	3	8	3	0	1	2	0	0	0	0	1-9	4-26	0	7.64
*Mar 24	at Pitt	7.0	11	10	10	5	3	4	0	2	0	0	1	0	0	2-10	4-27	0	7.73
Mar 27	Radford	4.0	12	8	8	1	0	4	0	2	1	0	1	0	0	0-8	4-28	0	7.86
*Mar 29	Louisville	7.0	9	5	4	1	8	2	0	1	1	0	0	0	0	7-5	5-28	0	7.72
*Mar 30	Louisville	4.0	9	10	5	3	2	2	0	2	0	0	1	0	0	1-10	5-29	0	7.74
*Mar 31	Louisville	5.0	11	13	11	4	5	1	0	4	0	0	0	0	0	5-13	5-30	0	7.93
*Apr 06	at Duke	7.0	6	3	3	3	8	1	0	0	0	0	1	0	0	0-3	5-31	0	7.77
*Apr 06	at Duke	7.0	12	6	6	1	4	1	0	1	1	0	0	0	0	0-6	5-32	0	7.71
*Apr 07	at Duke	7.0	5	2	2	2	5	1	1	1	0	0	0	0	0	1-2	5-33	0	7.54
Apr 10	JMU	7.0	2	1	1	3	7	0	0	1	0	0	1	0	0	3-1	6-33	0	7.34
Apr 10	JMU	4.0	11	12	10	3	2	3	0	4	0	0	0	0	0	0-12	6-34	0	7.51
*Apr 12	Virginia	4.1	8	8	8	5	2	4	0	2	3	0	0	0	0	0-8	6-35	0	7.61
*Apr 13	Virginia	6.0	6	1	0	1	1	2	0	0	0	0	0	2	0	0-1	6-36	0	7.43
*Apr 13	Virginia	6.0	9	7	7	3	7	4	1	2	0	0	0	0	0	0-7	6-37	0	7.44
Apr 17	at Charlotte	7.0	10	9	7	4	1	0	0	3	0	0	0	0	0	1-9	6-38	0	7.43
Apr 17	at Charlotte	5.0	10	8	8	1	2	2	0	2	0	0	0	0	0	0-8	6-39	0	7.50
*Apr 20	North Carolina	7.0	3	0	0	1	6	1	0	0	0	0	0	0	0	3-0	7-39	0	7.31
*Apr 21	North Carolina	6.0	8	5	5	4	4	0	0	2	0	0	1	0	0	0-5	7-40	0	7.28
*Apr 21	North Carolina	7.0	4	4	4	3	2	2	0	1	1	0	0	1	0	8-4	8-40	0	7.20
Totals		289.2	436	337	298	154	173	82	7	82	28	0	24	14	0	115-337	8-40	0	7.20



GAME-BY-GAME LEADERS

Opponent	Date	Hits	Runs	BB	RBI	HR	SB	Ks	IP
[RV/RV] Wichita State	2/8/19	3 - Lattin	3 - Nolan	1 - Nolan	3 - Nolan	1 - Nolan	1 - Nolan	7 - Eberle	5.0 - Eberle
Central Michigan	2/8/19	2 - (3 players)	2 - Nolan	1 - (2 players)	2 - (2 players)	1 - (2 players)	None	13 - Rochard	7.0 - Rochard
Purdue	2/9/19	3 - Bennett	2 - (2 players)	2 - Velazquez	2 - (2 players)	1 - Lattin	1 - (3 players)	3 - Eberle	7.0 - Rochard
College of Charleston	2/9/19	3 - (2 players)	2 - (2 players)	2 - Trull	3 - Velazquez	None	1 - (3 players)	7 - Rochard	5.0 - Rochard
Purdue	2/10/19	3 - Strouth	3 - Velazquez	2 - Trull	3 - Strouth	None	2 - Banks	10 - Rochard	7.0 - Rochard
Detroit Mercy	2/16/19	3 - (2 players)	3 - Banks	1 - (2 players)	3 - (2 players)	1 - (2 players)	1 - (2 players)	9 - Rochard	5.0 - Rochard
Charleston Southern	2/16/19	3 - Strouth	2 - Trull	1 - (2 players)	2 - Strouth	None	1 - Nolan	5 - Eberle	7.0 - Eberle
ETSU	2/17/19	4 - Trull	3 - Lawter	1 - 5 players	3 - Trull	1 - (2 players)	1 - (2 players)	4 - Eberle	7.0 - Eberle
Charleston Southern	2/17/19	2 - (3 players)	2 - Bailey	2 - Duff	3 - Slaw	1 - (2 players)	1 - (2 players)	13 - Rochard	7.0 - Rochard
--/[RV] Texas State	2/22/19	2 - Bennett	1 - (5 players)	1 - (3 players)	2 - (2 players)	1 - Chavez	1 - Kalt	1 - (2 players)	3.2 - Rochard
USF	2/22/19	2 - Trull	1 - (2 players)	1 - (3 players)	2 - Trull	1 - Trull	None	3 - Eberle	6.0 - Eberle
Georgia State	2/23/19	3 - Strouth	2 - Strouth	1 - (3 players)	2 - Strouth	1 - (2 players)	1 - (2 players)	9 - Rochard	7.0 - Rochard
--/[RV] Texas State	2/23/19	3 - Bennett	3 - (2 players)	1 - (2 players)	4 - Bennett	2 - Bennett	1 - (2 players)	5 - Eberle	6.0 - Eberle
Georgia State	2/24/19	3 - Trull	1 - (5 players)	1 - (3 players)	2 - Lawter	1 - Lawter	1 - (4 players)	4 - Rochard	4.0 - Eberle
Radford	2/27/19	3 - Nolan	3 - Nolan	1 - (4 players)	3 - Nolan	2 - Nolan	1 - Lawter	5 - Rochard	3.0 - Rochard
No. 8/8 Georgia	3/1/19	4 - Trull	2 - (2 players)	2 - Bennett	3 - Trull	1 - Bennett	None	6 - Eberle	7.0 - Eberle
UAB	3/2/19	2 - (4 players)	3 - Trull	1 - (3 players)	3 - Nolan	2 - Nolan	None	2 - Eberle	6.1 - Eberle
No. 8/8 Georgia	3/2/19	1 - Velazquez	None	1 - (2 players)	None	None	None	2 - Rochard	4.0 - Rochard
UAB	3/3/19	2 - Bennett	1 - (4 players)	1 - (2 players)	2 - Strouth	1 - (2 players)	None	2 - Rochard	7.0 - Rochard
Georgia Tech	3/9/19	2 - (2 players)	1 - (5 players)	1 - Bennett	3 - Trull	None	None	10 - Eberle	7.0 - Eberle
Georgia Tech	3/10/19	2 - (2 players)	2 - Bailey	1 - (6 players)	4 - Velazquez	1 - (3 players)	1 - Velazquez	9 - Rochard	5.0 - Rochard
Georgia Tech	3/10/19	2 - Bailey	1 - (5 players)	1 - Strouth	2 - Strouth	1 - (2 players)	1 - Kalt	4 - Eberle	7.0 - Eberle
NC State	3/15/19	2 - Strouth	2 - Banks	2 - Velazquez	1 - 3 (players)	None	None	7 - Eberle	7.0 - Eberle
NC State	3/16/19	3 - Trull	3 - Velazquez	2 - Nolan	4 - Strouth	1 - (5 players)	None	1 - Eberle	5.0 - Eberle
NC State	3/17/19	1 - (2 players)	1 - Bennett	1 - (4 players)	1 - Bailey	None	None	3 - Eberle	7.0 - Eberle
Binghamton	3/19/19	3 - Lawter	2 - (4 players)	2 - Bailey	4 - Lawter	2 - Lawter	1 - Banks	5 - Eberle	4.0 - Eberle
Binghamton	3/19/19	2 - (2 players)	2 - (2 players)	1 - (5 players)	4 - Strouth	1 - Duff	1 - (3 players)	11 - Rochard	5.0 - Rochard
Lipscomb	3/20/19	3 - (2 players)	2 - (3 players)	1 - (3 players)	4 - Strouth	1 - (4 players)	None	6 - Eberle	7.0 - Eberle
Pitt	3/23/19	2 - (4 players)	3 - Bennett	3 - Bennett	4 - Strouth	1 - (5 players)	None	0 - Rochard	5.0 - Rochard
Pitt	3/23/19	3 - Trull	2 - Bailey	1 - (3 players)	3 - Bennett	1 - Bennett	1 - Trull	5 - Eberle	7.0 - Eberle
Pitt	3/24/19	2 - (4 players)	2 - (2 players)	2 - (2 players)	3 - (2 players)	1 - (2 players)	1 - (4 players)	13 - Rochard	7.0 - Rochard
Radford	3/27/19	2 - (2 players)	1 - (8 players)	1 - Chavez	4 - Nolan	1 - (2 players)	1 - Velazquez	6 - Eberle	5.0 - Eberle
Louisville	3/29/19	2 - (2 players)	1 - (5 players)	1 - Velazquez	2 - Bennett	1 - Bennett	None	6 - Eberle	7.0 - Eberle
Louisville	3/30/19	2 - (3 players)	2 - (2 players)	1 - (3 players)	4 - Bennett	1 - (2 players)	1 - Kalt	7 - Rochard	5.0 - Rochard
Louisville	3/31/19	2 - (3 players)	3 - Bailey	1 - (4 players)	4 - Nolan	1 - (4 players)	1 - Johnson	8 - Rochard	6.0 - Rochard
Duke	4/6/19	2 - (2 players)	1 - (3 players)	2 - Bailey	1 - (3 players)	None	None	10 - Eberle	7.0 - Eberle
Duke	4/6/19	3 - Strouth	2 - Velazquez	1 - Lawter	2 - (2 players)	1 - Nolan	None	7 - Rochard	7.0 - Rochard
Duke	4/7/19	2 - (2 players)	2 - Nolan	1 - (2 players)	1 - (2 players)	1 - Nolan	None	5 - Eberle	7.0 - Eberle
No. 20/17 JMU	4/10/19	1 - (2 players)	1 - Strouth	1 - (3 players)	1 - Strouth	1 - Strouth	1 - Bailey	8 - Eberle	7.0 - Eberle
No. 20/17 JMU	4/10/19	2 - (4 players)	3 - Bailey	1 - (3 players)	3 - Duff	2 - Duff	None	4 - Rochard	5.0 - Rochard
Virginia	4/12/19	2 - Strouth	3 - Bailey	2 - Bailey	4 - Strouth	1 - (2 players)	1 - (3 players)	5 - Eberle	5.0 - Eberle
Virginia	4/13/19	1 - (6 players)	1 - Bennett	1 - Bennett	1 - Duff	None	None	8 - Rochard	7.0 - Rochard
Virginia	4/13/19	2 - (2 players)	2 - Velazquez	2 - Nolan	3 - Bennett	1 - (2 players)	1 - (3 players)	5 - Eberle	7.0 - Eberle
Charlotte	4/17/19	2 - (3 players)	2 - Nolan	1 - (4 players)	3 - Trull	1 - (3 players)	1 - (3 players)	5 - Rochard	7.0 - Rochard
Charlotte	4/17/19	2 - (2 players)	2 - (2 players)	1 - Velazquez	3 - Bennett	1 - (2 players)	1 - Strouth	5 - Eberle	5.0 - Eberle
North Carolina	4/20/19	1 - (3 players)	None	1 - Bailey	None	None	None	5 - Eberle	7.0 - Eberle
North Carolina	4/21/19	2 - (2 players)	2 - Trull	1 - (4 players)	2 - Strouth	1 - (2 players)	None	4 - Rochard	7.0 - Rochard
North Carolina	4/21/19	1 - (4 players)	1 - (4 players)	1 - (3 players)	2 - (2 players)	1 - Lawter	None	3 - Rochard	3.2 - Rochard



GAME-BY-GAME STARTERS

Opponent	Date	P	C	1B	2B	3B	SS	LF	CF	RF	DP
[RV/RV] Wichita State	2/8/19	Eberle	Duff	Walton	Lattin	Bennett	Nolan	Strouth	Banks	Davis	Velazquez
Central Michigan	2/8/19	Rochard	Lawter	Bailey	Lattin	Bennett	Nolan	Strouth	Davis	Velazquez	Slaw
Purdue	2/9/19	Eberle	Lawter	Walton	Lattin	Bennett	Nolan	Strouth	Banks	Velazquez	Slaw
College of Charleston	2/9/19	Rochard	Duff	Walton	Bailey	Bennett	Nolan	Strouth	Trull	Velazquez	Slaw
Purdue	2/10/19	Rochard	Duff	Walton	Banks	Bennett	Nolan	Strouth	Trull	Velazquez	Slaw
Detroit Mercy	2/16/19	Rochard	Duff	Walton	Banks	Bennett	Nolan	Strouth	Trull	Velazquez	Slaw
Charleston Southern	2/16/19	Eberle	Lawter	Bailey	Banks	Bennett	Nolan	Strouth	Trull	Velazquez	Duff
ETSU	2/17/19	Eberle	Lawter	Bailey	Banks	Bennett	Nolan	Strouth	Trull	Velazquez	Duff
Charleston Southern	2/17/19	Rochard	Duff	Bailey	Banks	Bennett	Nolan	Strouth	Trull	Velazquez	Walton
--/[RV] Texas State	2/22/19	Rochard	Duff	Walton	Banks	Bennett	Nolan	Strouth	Trull	Velazquez	Slaw
USF	2/22/19	Eberle	Lawter	Bailey	Banks	Bennett	Nolan	Strouth	Trull	Velazquez	Davis
Georgia State	2/23/19	Rochard	Duff	Bailey	Banks	Bennett	Nolan	Strouth	Trull	Velazquez	Chavez
--/[RV] Texas State	2/23/19	Eberle	Lawter	Bailey	Banks	Bennett	Nolan	Strouth	Trull	Velazquez	Davis
Georgia State	2/24/19	Eberle	Lawter	Bailey	Banks	Bennett	Nolan	Strouth	Trull	Velazquez	Davis
Radford	2/27/19	Rochard	Lawter	Bailey	Banks	Bennett	Nolan	Strouth	Trull	Velazquez	Davis
No. 8/8 Georgia	3/1/19	Eberle	Lawter	Bailey	Banks	Bennett	Nolan	Strouth	Trull	Velazquez	Duff
UAB	3/2/19	Eberle	Duff	Bailey	Banks	Bennett	Nolan	Strouth	Trull	Velazquez	Davis
No. 8/8 Georgia	3/2/19	Rochard	Lawter	Bailey	Banks	Bennett	Nolan	Strouth	Trull	Velazquez	Slaw
UAB	3/3/19	Rochard	Lawter	Bailey	Banks	Bennett	Nolan	Strouth	Trull	Velazquez	Slaw
Georgia Tech	3/9/19	Eberle	Lawter	Bailey	Banks	Bennett	Nolan	Strouth	Trull	Velazquez	Davis
Georgia Tech	3/10/19	Rochard	Duff	Bailey	Banks	Bennett	Nolan	Strouth	Trull	Velazquez	Davis
Georgia Tech	3/10/19	Eberle	Lawter	Bailey	Banks	Bennett	Nolan	Strouth	Trull	Velazquez	Walton
NC State	3/15/19	Eberle	Lawter	Bailey	Banks	Bennett	Nolan	Strouth	Trull	Velazquez	Walton
NC State	3/16/19	Rochard	Lawter	Bailey	Banks	Bennett	Nolan	Strouth	Trull	Velazquez	Duff
NC State	3/17/19	Eberle	Lawter	Bailey	Banks	Bennett	Nolan	Strouth	Trull	Velazquez	Duff
Binghamton	3/19/19	Eberle	Lawter	Bailey	Banks	Bennett	Nolan	Strouth	Trull	Davis	Chavez
Binghamton	3/19/19	Rochard	Duff	Bailey	Banks	Bennett	Nolan	Strouth	Davis	Velazquez	Chavez
Lipscomb	3/20/19	Rochard	Lawter	Bailey	Banks	Bennett	Nolan	Strouth	Trull	Velazquez	Chavez
Pitt	3/23/19	Rochard	Lawter	Bailey	Banks	Bennett	Nolan	Strouth	Trull	Velazquez	Chavez
Pitt	3/23/19	Eberle	Lawter	Bailey	Banks	Bennett	Nolan	Strouth	Trull	Velazquez	Chavez
Pitt	3/24/19	Rochard	Lawter	Bailey	Banks	Bennett	Nolan	Strouth	Trull	Velazquez	Chavez
Radford	3/27/19	Eberle	Lawter	Bailey	Banks	Bennett	Nolan	Strouth	Trull	Velazquez	Chavez
Louisville	3/29/19	Eberle	Lawter	Slaw	Bailey	Bennett	Nolan	Strouth	Trull	Velazquez	Chavez
Louisville	3/30/19	Rochard	Lawter	Slaw	Bailey	Bennett	Nolan	Strouth	Trull	Velazquez	Chavez
Louisville	3/31/19	Rochard	Lawter	Slaw	Bailey	Bennett	Nolan	Strouth	Trull	Velazquez	Walton
Duke	4/6/19	Eberle	Lawter	Bailey	Banks	Bennett	Nolan	Strouth	Trull	Velazquez	Chavez
Duke	4/6/19	Rochard	Lawter	Bailey	Banks	Bennett	Nolan	Strouth	Trull	Velazquez	Duff
Duke	4/7/19	Eberle	Lawter	Bailey	Banks	Bennett	Nolan	Strouth	Trull	Velazquez	Slaw
No. 20/17 JMU	4/7/19	Eberle	Lawter	Bailey	Banks	Bennett	Nolan	Strouth	Trull	Velazquez	Chavez
No. 20/17 JMU	4/7/19	Rochard	Duff	Bailey	Banks	Bennett	Nolan	Strouth	Trull	Velazquez	Slaw
Virginia	4/12/19	Eberle	Lawter	Bailey	Banks	Bennett	Nolan	Strouth	Trull	Velazquez	Duff
Virginia	4/13/19	Rochard	Duff	Bailey	Banks	Bennett	Nolan	Strouth	Trull	Velazquez	Lawter
Virginia	4/13/19	Eberle	Lawter	Bailey	Banks	Bennett	Nolan	Strouth	Trull	Velazquez	Chavez
Charlotte	4/17/19	Rochard	Duff	Bailey	Banks	Bennett	Nolan	Strouth	Trull	Velazquez	Chavez
Charlotte	4/17/19	Eberle	Lawter	Bailey	Banks	Bennett	Nolan	Strouth	Trull	Velazquez	Chavez
North Carolina	4/20/19	Eberle	Lawter	Bailey	Banks	Bennett	Nolan	Strouth	Trull	Velazquez	Chavez
North Carolina	4/21/19	Rochard	Lawter	Bailey	Banks	Bennett	Nolan	Strouth	Trull	Velazquez	Slaw
North Carolina	4/21/19	Eberle	Lawter	Bailey	Banks	Bennett	Nolan	Strouth	Trull	Velazquez	Duff





Pete D'AMOUR (Duh-more)

- First season at Virginia Tech
- 3rd as a head coach in Division I
- Led Kennesaw State to its first NCAA Regional appearance
- Went to five super regionals and three Women's CWS at Missouri

The D'Amour File

PERSONAL

BORN: Jan. 7, 1980
 HOMETOWN: Monrovia, Maryland
 FAMILY: Wife, Anna
 COACHING RECORD AT VIRGINIA TECH: 40-8 (1st year)
 CAREER HEAD COACHING RECORD: 119-45 (.726)

EDUCATION

Missouri - Bachelor's Degree in General Studies
 Missouri - Master's Degree in Sports Psychology
 JOINED TECH STAFF: May 31, 2018
 YEARS OF COLLEGIATE HEAD COACHING: 2
 YEARS OF COLLEGIATE COACHING: 12

COACHING HISTORY

2019- Virginia Tech (Head Coach)
 2017-18 Kennesaw State (Head Coach)
 2015-16 Missouri (Associate Head Coach)
 2009-14 Missouri (Assistant Coach)
 2007-08 Missouri (Volunteer Assistant Coach)

PLAYING HISTORY

Played SS and P in men's fastpitch for seven seasons
 MVP of the 2007 NSA World Series
 Played baseball at Texas A&M-Corpus Christi & Frostburg State

POSTSEASON EXPERIENCE

KSU 2018 (Regional - Tallahassee, Fla.)
 2017 (NISC Semifinals - Lynchburg, Tenn.)

Missouri 2016 (Supers - Ann Arbor, Mich.)
 2015 (Supers - Los Angeles, Calif.)
 2014 (Regional - Columbia, Mo.)
 2013 (Supers - Columbia, Mo.)
 2012 (Supers - Columbia, Mo.)
 2011 (WCWS - Oklahoma City, Okla.)
 2010 (WCWS - Oklahoma City, Okla.)
 2009 (WCWS - Oklahoma City, Okla.)

Virginia Tech Director of Athletics Whit Babcock announced on May 31, 2018, the hiring of head softball coach Pete D'Amour.

D'Amour joins the Hokies after two seasons as the head coach at Kennesaw State, where he led the Owls to a 79-37 record and two postseason appearances. Before taking over the Kennesaw State program in 2017, he earned a reputation as one of the nation's premier recruiters during his 10-year tenure as assistant coach at the University of Missouri, a perennial NCAA tournament participant.

D'Amour coached Kennesaw State to the 2018 Atlantic Sun Conference regular season and tournament championships en route to the program's first NCAA Regional appearance since transitioning to the Division I level in 2006, as the Owls finished the year with a 39-17 record. In his inaugural year as head coach at Kennesaw State in 2017, he guided the Owls to a 40-20 overall record and a berth in the National Invitational Softball Championship.

Prior to accepting the head coaching job at Kennesaw State, D'Amour spent a decade at Missouri as an assistant coach, serving as associate head coach for his final two seasons in 2015-16. During his tenure in Columbia, the Tigers qualified for the NCAA tournament in each of his 10 seasons on the staff, reaching five NCAA super regionals and earning three consecutive trips to the Women's College World Series from 2009-11.

Kennesaw State went 39-17 and 14-3 in the ASUN this past season and earned a No. 3 seed in the Tallahassee Regional. D'Amour was named ASUN Coach of the Year and seven Owls earned ASUN all-conference accolades, including ASUN Pitcher of the Year Alley Cutting and ASUN Freshman of the Year Patricia Awald. Awald was one of 25 finalists up for NFCA National Freshman of the Year. Kennesaw State entered this year's NCAA tournament ranked No. 34 in the RPI, a program-best, while competing in arguably the best mid-major conference in the country.

In D'Amour's first season at Kennesaw State, the Owls went 40-20, the program's first ever 40-win season, and reached the quarterfinals of the National Invitational Softball Championship. The Owls peaked at No. 47 in the RPI and led the ASUN in all major offensive categories, including batting average (.303), runs scored (302), hits (505), doubles (83), triples (19), home runs (45) and slugging percentage (.456). D'Amour also helped Courtney Sutter and seven other student-athletes earn ASUN postseason accolades.

The Monrovia, Maryland native made a name for himself nationally as a staunch recruiter and a developer of pitchers and catchers in his decade on the coaching staff at Missouri. D'Amour, who called pitches for 11 no-hitters with the Tigers, mentored 11 NCAA Division I All-Americans, two SEC Freshmen of the Year, three conference pitchers of the year, a national earned run average leader and a defensive player of the year. The Tigers won two Big 12 championships in 2009 and 2012 and finished in the top three of the SEC twice thanks in large part to D'Amour's connections in the fertile recruiting grounds of California. In two seasons as associate head coach and recruiting coordinator, D'Amour put together FloSoftball's third-ranked recruiting class in 2017, and the Tigers went to back-to-back super regionals. D'Amour was a part of three coaching staffs that earned NFCA Midwest Staff of the Year honors.

D'Amour earned a bachelor's degree in general studies with an emphasis in business, English and history, and a master's degree in sports psychology from the University of Missouri. He started throwing underhand at the age of four while serving as batboy for his father's fast-pitch team. He played shortstop and pitched men's fast pitch for seven seasons, including three in the ISC Travel League and was the MVP of the NSA World Series in 2007. During his last ASA National Tournament, D'Amour hit .500 (7-for-14) with three home runs. He also played one year of college baseball at Texas A&M-Corpus Christi, where he was an infielder, in addition to a one-year stint at Frostburg State.

RECORD vs. OPPONENTS

Akron	1-0
Auburn	0-3
Austin Peay	0-1
Belmont	3-0
Bethune-Cookman	1-0
Binghamton	2-0
Bucknell	2-0
Central Michigan	1-0
Charleston Southern	2-0
Charlotte	2-0
College of Charleston	1-0
Dartmouth	2-0
DePaul	0-2
Detroit Mercy	3-0
Duke	3-0
East Tennessee State	2-0
Eastern Illinois	1-1
Florida Gulf Coast	4-3
Florida A&M	1-0
Fort Wayne	2-0
Georgia	1-2
Georgia State	7-1
Georgia Tech	3-3
Hofstra	0-1
Illinois	1-1
IUPUI	1-0
Jacksonville	5-2
Jacksonville State	1-2
JMU	1-1
Lamar	0-1
Liberty	1-2
Lipscomb	6-0
LIU Brooklyn	1-0
Louisville	2-1
Marist	2-0
Michigan State	2-0
Morehead State	2-1
NC State	4-1
North Carolina	1-2
Omaha-Nebraska	1-0
Niagara	1-0
North Florida	5-2
Northern Iowa	0-1
Pitt	3-0
Purdue	2-0
Quinnipiac	0-1
Radford	4-1
Rutgers	0-2
Samford	1-0
South Carolina State	1-0
Southeast Missouri State	1-0
St. Louis	1-0
Stetson	5-1
Tennessee Tech	1-0
Texas State	1-1
UAB	5-0
UConn	2-0
UNC Greensboro	0-1
USC Upstate	5-3
USF	0-1
Virginia	3-0
Weber State	1-0
Wichita State	1-0
WKU	1-0





JADA CRITTENDON (Jay-duh)

r-Freshman | 5-1
OF | R/R

Granby HS
Norfolk, Va.

Major: Architecture

00

2017-18 ACC Academic Honor Roll

AT THE PLATE

- Has played in 10 games this year.
- Scored a run as a pinch runner at Charlotte (4/17).
- Scored the first run of her career vs. No. 20/17 JMU (4/10).
- Got her first career stolen base against Binghamton (3/19) in game two of the doubleheader.
- In her first at-bat as a Hokie, turned in a hit with a slap through the left side in the first game versus Binghamton (3/19).
- Redshirted last season.
- Two-time all-conference and one-time all-region at Granby.
- Played travel ball for coach Chris Smith and the Orion Hunter 18U.
- Her uncle, Kevin, ran track at North Carolina and was a three-time ACC outdoor champion in the triple jump.

SEASON/CAREER HIGHS

Hits 1 vs. Binghamton [1] (3/19/19)
Runs 1, 2x, last at Charlotte [1] (4/17/19)
RBIs
HRs
Walks
Stolen Bases 1 vs. Binghamton [2] (3/19/19)
Hitting Streak

2019 GAME-BY-GAME STATS

Date	Opponent	Pos	AB	R	H	RBI	2B	3B	HR	BB	SB	CS	HBP	SAC	SF	GDP	K	PO	A	E	Avg
Mar 19	BINGHAMTON-1	ph	1	0	1	0	0	0	0	0	0	0	0	0	0	0	0	0	0	0	1.000
Mar 19	BINGHAMTON-2	pr/dh	1	0	0	0	0	0	0	0	0	0	0	0	0	0	0	0	0	0	.500
Mar 20	LIPSCOMB	pr	0	0	0	0	0	0	0	0	0	0	0	0	0	0	0	0	0	0	.500
Mar 27	RADFORD	pr	0	0	0	0	0	0	0	0	0	0	0	0	0	0	0	0	0	0	.500
Mar 30	LOUISVILLE	pr	0	0	0	0	0	0	0	0	0	0	0	0	0	0	0	0	0	0	.500
Apr 10	JMU-2	pr	0	1	0	0	0	0	0	0	0	0	0	0	0	0	0	0	0	0	.500
Apr 12	VIRGINIA	pr	0	0	0	0	0	0	0	0	0	0	0	0	0	0	0	0	0	0	.500
Apr 13	VIRGINIA-1	pr	0	0	0	0	0	0	0	0	0	0	0	0	0	0	0	0	0	0	.500
Apr 17	at Charlotte-1	pr	0	1	0	0	0	0	0	0	0	0	0	0	0	0	0	0	0	0	.500
Apr 21	NORTH CAROLINA-1	pr	0	0	0	0	0	0	0	0	0	0	0	0	0	0	0	0	0	0	.500
Totals		ogs	2	2	1	0	0	0	0	0	0	0	0	0	0	0	0	0	0	0	.500



JAYME BAILEY (JAY-me)

Freshman | 5-5
U | R/R

Hurricane HS
Scott Depot, W.Va.

Major: University Studies

2

Schutt Sports/NFCA National Freshman of the Year Top 25

AT THE PLATE

- Has played in 45 games and has started at first base in 39 of those games and four at second base.
- Posted two hits, one run and walk vs. North Carolina (4/21).
- Had two hits and a run scored at Charlotte (4/17).
- Scored a run in all three games versus Virginia (4/12-13).
- Went 2 for 2 with three runs scored vs. No. 20/17 JMU (4/10).
- Tallied a double and her first career triple at Duke (4/7).
- Brought in the game-winning run (sac fly) at NC State (3/17).
- Four-year letterwinner at Hurricane High School.
- Four-time WVSSAC AAA state champion.
- Triple crown 16U national champion in Austin, Texas in 2017 with Beverly Bandits.
- PGF 16U Premier national champion in Huntington Beach, California in 2017 with the Beverly Bandits.

SEASON/CAREER HIGHS

Hits 3 vs. Lipscomb (3/20/19)
Runs 3, 3x, last vs. Virginia [1] (4/12/19)
RBIs 2, 4x, last vs. Radford (3/27/19)
HRs 1, 6x, last vs. Louisville (3/30/19)
Walks 2, 4x, last vs. Virginia [1] (4/12/19)
Stolen Bases 1 vs. No. 20/17 JMU [2] (4/10/19)
Hitting Streak 11 games (3/10/19 - 3/27/19)

2019 GAME-BY-GAME STATS

Date	Opponent	Pos	AB	R	H	RBI	2B	3B	HR	BB	SB	CS	HBP	SAC	SF	GDP	K	PO	A	E	Avg
Feb 08	vs Wichita State	*1b	2	0	0	0	0	0	0	0	0	0	0	0	0	0	0	0	0	0	.000
Feb 08	vs Central Michigan	*1b	2	0	0	0	0	0	0	0	0	0	0	0	0	0	0	0	0	0	.000
Feb 09	vs Purdue	*2b	1	0	0	0	0	0	0	0	0	0	0	0	0	0	0	0	0	0	.000
Feb 09	at Col. of Charleston	*2b	2	1	0	0	0	0	0	0	0	0	0	0	0	0	0	0	0	1	.000
Feb 16	at Charleston So.	*1b	3	0	1	0	0	0	0	0	0	0	0	0	0	0	0	0	0	14	.125
Feb 17	vs ETSU	*1b	3	2	2	1	0	0	0	1	0	0	0	0	0	0	0	0	0	11	.273
Feb 17	at Charleston So.	*1b	3	2	2	0	0	0	0	1	0	0	0	0	0	0	0	0	0	3	.357
Feb 22	at South Florida	*1b	4	0	1	0	0	0	0	0	0	0	0	0	0	0	0	0	0	8	.333
Feb 23	vs Georgia State	*1b	2	0	1	0	0	0	0	1	0	0	0	0	0	0	0	0	0	2	.368
Feb 23	vs Texas State	*1b	3	1	1	1	0	0	0	0	0	0	0	0	0	0	0	0	0	10	.364
Feb 24	vs Georgia State	*1b	2	1	0	0	0	0	0	1	0	0	0	0	0	0	0	0	0	10	.364
Feb 27	at Radford	*1b	0	1	0	0	0	0	0	1	0	0	0	0	0	0	0	0	0	4	.333
Mar 01	at Georgia	*1b	4	0	1	0	0	0	0	0	0	0	0	0	0	0	0	0	0	9	.321
Mar 02	vs UAB	*1b	3	0	2	0	0	0	0	0	0	0	0	0	0	0	0	0	0	10	.355
Mar 02	at Georgia	*1b	2	0	0	0	0	0	0	0	0	0	0	0	0	0	0	0	0	2	.333
Mar 03	vs UAB	*1b	3	0	1	0	0	0	0	0	0	0	0	0	0	0	0	0	0	1	.333
Mar 09	GEORGIA TECH	*1b	1	0	0	0	0	0	0	0	0	0	0	0	0	0	0	0	0	8	.324
Mar 10	GEORGIA TECH-1	*1b	3	2	1	2	0	0	1	1	0	0	0	0	0	0	0	0	0	3	.325
Mar 10	GEORGIA TECH-2	*1b	3	1	2	1	0	0	1	0	0	0	0	0	0	0	0	0	0	14	.348
Mar 15	at NC State	*1b	3	0	1	0	0	0	0	0	0	0	0	0	0	0	0	0	0	11	.348
Mar 16	at NC State	*1b	3	1	1	2	0	0	1	0	0	0	0	0	0	0	0	0	0	11	.347
Mar 17	at NC State	*1b	1	0	0	1	0	0	0	0	0	0	0	0	0	0	0	0	0	1	.340
Mar 19	BINGHAMTON-1	*1b	1	2	1	0	0	0	0	2	0	0	0	0	0	0	0	0	0	2	.353
Mar 19	BINGHAMTON-2	*1b	2	0	1	0	0	0	0	0	0	0	0	0	0	0	0	0	0	0	.358
Mar 20	LIPSCOMB	*1b	4	1	3	2	0	0	0	0	0	0	0	0	0	0	0	0	0	8	.386
Mar 23	at PIR-1	*1b	4	2	1	1	0	0	0	0	0	0	0	0	0	0	0	0	0	1	.393
Mar 23	at PIR-2	*1b	4	2	2	0	0	0	0	0	0	0	0	0	0	0	0	0	0	10	.400
Mar 24	at PIR	*1b	2	2	1	0	0	0	0	2	0	0	0	0	0	0	0	0	0	2	.403
Mar 27	RADFORD	*1b	1	1	2	0	0	0	0	0	0	0	0	0	0	0	0	0	0	1	.400
Mar 29	LOUISVILLE	*2b	4	0	0	0	0	0	0	0	0	0	0	0	0	0	0	0	0	1	.378
Mar 30	LOUISVILLE	*2b	3	2	2	1	0	0	0	1	0	0	0	0	0	0	0	0	0	3	.390
Mar 31	LOUISVILLE	*2b	3	3	2	0	0	0	0	0	0	0	0	0	0	0	0	0	0	1	.400
Apr 06	at Duke-1	*1b	3	1	2	0	0	0	0	2	0	0	0	0	0	0	0	0	0	1	.390
Apr 06	at Duke-2	*1b	4	1	2	0	0	0	0	0	0	0	0	0	0	0	0	0	0	5	.395
Apr 07	at Duke	*1b	3	0	2	0	1	0	0	0	0	0	0	0	0	0	0	0	0	8	.404
Apr 10	JMU-1	*1b	2	3	2	0	0	0	0	1	0	0	0	0	0	0	0	0	0	0	.407
Apr 10	JMU-2	*1b	2	3	2	0	0	0	0	0	0	0	0	0	0	0	0	0	0	3	.419
Apr 12	VIRGINIA	*1b	1	3	1	0	0	0	0	2	0	0	0	0	0	0	0	0	0	4	.426
Apr 13	VIRGINIA-1	*1b	3	0	0	0	0	0	0	0	0	0	0	0	0	0	0	0	0	4	.412
Apr 13	VIRGINIA-2	*1b	4	0	1	0	0	0	0	0	0	0	0	0	0	0	0	0	0	1	.406
Apr 17	at Charlotte-1	*1b	2	1	1	0	0	0	0	0	0	0	0	0	0	0	0	0	0	2	.408
Apr 17	at Charlotte-2	*1b	3	1	2	0	0	0	0	0	0	0	0	0	0	0	0	0	0	2	.415
Apr 20	NORTH CAROLINA	*1b	2	0	0	0	0	0	0	1	0	0	0	0	0	0	0	0	0	9	.407
Apr 21	NORTH CAROLINA-1	*1b	2	1	2	0	0	0	0	1	0	0	0	0	0	0	0	0	0	0	.414
Apr 21	NORTH CAROLINA-2	*1b	2	0	1	0	0	0	0	1	0	0	0	0	0	0	0	0	0	4	.416
Totals		43gs	113	38	47	15	12	1	6	20	1	4	5	2	1	1	7	253	4	1	.416





KEELY ROCHAROD (KEY-lee row-SHARD)

Sophomore | 5-8
P | R/R

Warhill HS
Williamsburg, Va.

Major: Management

3

2x NFCA DI National Pitcher of the Week (2/19/19) & (4/16/19)
2x Fastpitch News DI Pitcher of the Week (2/19/19) & (4/16/19)
USA Softball Collegiate Player of the Week (4/16/19)
ACC Pitcher of the Week (4/16/19)

ACC Co-Pitcher of the Week (2/12/19) & (2/19/19)

IN THE CIRCLE

- Has played in 25 games, starting 22 of those in the circle.
- Notched a two-hit shutout versus North Carolina (4/21).
- Pitched 24 innings in a row of shutout ball before giving up a run at Charlotte (4/17).
- Perfect game against No. 20/17 JMU (4/10), striking out four to become the first Hokie to do it versus a ranked opponent.
- Lasted 44.0 innings to start the year without giving up an extra-base hit, allowing a double to Radford (2/27).
- Threw two no-hitters in consecutive days on Feb. 16-17, becoming only the third player in school history to do it.

SEASON HIGHS

Innings (High) 7.0, 10, last vs. North Carolina [1] (4/21)
Strikeouts (High) 13, 3x, last at Pitt (3/24/19)
Hits (Low) (Min. 5 IP) 0, 3x, last vs. No. 20/17 JMU (4/10/19)
Runs (Low) (Min. 5 IP) 0, 11x, last vs. UNC [1] (4/21/19)
Earned Runs (Low) (Min. 5 IP) 0, 12x, last vs. UNC [1] (4/21/19)
Walks (Low) (Min. 5 IP) 0, 6x, last vs. Virginia (4/13/19)
Number of Pitches (High) 115 at Duke [2] (4/6/19)

CAREER HIGHS

Innings 7.0, 10x, last vs. North Carolina [1] (4/21/19)
Strikeouts 13, 4x, last at Pitt (3/24/19)
Hits (Low) (Min. 5 IP) 0, 4x, last vs. No. 20/17 JMU (4/10/19)
Runs (Low) (Min. 5 IP) 0, 12x, last vs. UNC [1] (4/21/19)
Earned Runs (Low) (Min. 5 IP) 0, 13x, last vs. UNC [1] (4/21/19)
Walks (Low) (Min. 5 IP) 0, 8x, last vs. Virginia [3] (4/13/19)
Most Number of Pitches 129 vs. Ball State (3/6/18)

2019 GAME-BY-GAME STATS

Table with columns: Date, Opponent, GS, IP, H, R, ER, BB, SO, 2B, 3B, HR, WP, BK, HBP, IBB, Score, W-L, Sv, ERA, NP. Lists game-by-game performance for 2019.



DARBY TRULL

Sophomore | 5-3
OF | L/L

Nation Ford HS
Fort Mill, S.C.

Major: Consumer Studies

4

College Sports Madness ACC Player of the Week (2/18/19)

AT THE PLATE

- Has played in 45 games, drawing 44 starts in center field.
- Hit a home run and scored two runs vs. North Carolina (4/21).
- Tied a career high in hits (4) and RBIs (3) at No. 8 Georgia (3/1).
- Tallied an inside the park-home-run versus USF (2/22).
- Racked up nine hits and six RBIs during Week 2 of the season, earning College Sports Madness ACC Player of the Week.

SEASON HIGHS

Hits 4, 2x, last vs. No. 8 Georgia (3/1/19)
Runs 3 vs. UAB (3/2/19)
RBIs 3, 5x, last at Charlotte (4/17/19)
HRs 1, 7x, last vs. North Carolina [1] (4/21/19)
Walks 2, 2x, last vs. Purdue (2/10/19)
Stolen Bases 1, 5x, last at Pitt (3/23/19)
Hitting Streak 9 games (2/9/10 - 2/23/19)

CAREER HIGHS

Hits 4, 2x, last at No. 8 Georgia (3/1/19)
Runs 3 vs. UAB (3/2/19)
RBIs 3, 5x, last at Charlotte (4/17/19)
HRs 1, 7x, last vs. North Carolina (4/21/19)
Walks 3 vs. Lamar (2/8/18)
Stolen Bases 1, 6x, last at Pitt (3/23/19)
Hitting Streak 9 games (2/9/10 - 2/23/19)

2019 GAME-BY-GAME STATS

Table with columns: Date, Opponent, Pos, AB, R, H, RBI, 2B, 3B, HR, BB, CS, HBP, SAC, SF, GDP, K, PO, A, E, Avg. Lists game-by-game performance for 2019.





DANI HUGNEY (HUGH-gknee)

Junior | 5-4
IF | R/R

Fairfax Station, Va.
Robinson Secondary School

Major: Biology

5

2017-18 ACC Academic Honor Roll

AT THE PLATE

- Has played in seven games.
- Came in as a pinch hitter at Charlotte (4/17).
- Had an at-bat at Radford (2/27) as a pinch hitter.
- Appeared in one at-bat versus [RV] Texas State (2/22).
- Pinch-hit at Charleston Southern (2/17).
- Singled to right field and scored a run, as well as swiping a base versus Detroit Mercy (2/16).
- Notched one run and one stolen base on the road at College of Charleston (2/9).
- Appeared in four games in 2018.
- Drew two walks and scored two runs against Florida A&M (2/9).
- Came in as a pinch runner at No. 15 Florida State (3/18).
- Went 2 for 2 with doubles and a run scored against Hampton (5/2).

SEASON HIGHS

Hits 1 vs. Detroit Mercy (2/16/19)
Runs 1, 2x, last vs. Detroit Mercy (2/16/19)
RBIs
HRs
Walks
Stolen Bases 1, 2x, last vs. Detroit Mercy (2/16/19)
Hitting Streak

CAREER HIGHS

Hits 2, 2x, last vs. Hampton (5/2/18)
Runs 2 vs. Hampton (5/2/18)
RBIs
HRs
Walks 2 vs. Florida A&M (2/9/18)
Stolen Bases 1, 2x, last vs. Detroit Mercy (2/16/19)
Hitting Streak

2019 GAME-BY-GAME STATS

Date	Opponent	Pos	AB	R	H	RBI	2B	3B	HR	BB	SB	CS	HBP	SAC	SF	GDP	K	PO	A	E	Avg	
Feb 09	at Col. of Charleston	pr	0	1	0	0	0	0	0	0	0	0	0	0	0	0	0	0	0	0	0	.000
Feb 16	vs Detroit Mercy	ph	1	1	1	0	0	0	0	0	0	0	0	0	0	0	0	0	0	0	0	1.000
Feb 17	at Charleston So.	ph	1	0	0	0	0	0	0	0	0	0	0	0	0	0	0	0	0	0	0	.500
Feb 22	vs Texas State	ph	1	0	0	0	0	0	0	0	0	0	0	0	0	0	0	0	0	0	0	.333
Feb 24	vs Georgia State	pr	0	0	0	0	0	0	0	0	0	0	0	0	0	0	0	0	0	0	0	.333
Feb 27	at Radford	ph	1	0	0	0	0	0	0	0	0	0	0	0	0	0	0	0	0	0	0	.250
Apr 17	at Charlotte-2	ph	1	2	2	0	0	0	0	0	0	0	0	0	0	0	0	0	0	0	0	.500



LAUREN DUFF

Senior | 5-8
C | R/R

Hickory HS
Chesapeake, Va.

Major: Criminology/Sociology

6

2016 ACC Freshman of the Year

2016 NFCA Mid-Atlantic Region third team

AT THE PLATE

- Has played in 26 games, drawing 13 starts at catcher and eight as the designated player.
- Tallied a two-run double versus North Carolina (4/21).
- Hit back-to-back home runs against No. 20/17 JMU (4/10), marking the third time of her career hitting two HRs in a game.
- Was not on the team last season.
- In 2017, started all 53 games and set career highs with 48 hits, seven home runs and 21 RBIs.
- In 2016, had a remarkable freshman season, becoming Tech's first-ever ACC Freshman of the Year.
- Owned a team-high .347 batting average, slugging percentage of .605 and five homers.

SEASON HIGHS

Hits 2, 4x, last vs. No. 20/17 JMU (4/10/19)
Runs 2, 2x, last vs. No. 20/17 JMU (4/10/19)
RBIs 3 vs. No. 20/17 JMU (4/10/19)
HRs 2 vs. No. 20/17 JMU (4/10/19)
Walks 2 at Charleston Southern (2/17/19)
Stolen Bases
Hitting Streak 6 games (2/10/19 – 2/17/19)


CAREER HIGHS

Hits 3, 4x, last at Western Carolina (4/25/17)
Runs 3, 2x, last vs. Virginia (4/30/16)
RBIs 6 vs. Virginia (4/30/16)
HRs 2, 3x, last vs. No. 20/17 JMU (4/10/19)
Walks 3 vs. Pitt (3/13/16)
Stolen Bases 1, 3x, last vs. Georgia Tech (3/31/17)
Hitting Streak 20 games (3/9/16 - 4/10/16)

2019 GAME-BY-GAME STATS

Date	Opponent	Pos	AB	R	H	RBI	2B	3B	HR	BB	SB	CS	HBP	SAC	SF	GDP	K	PO	A	E	Avg	
Feb 08	vs Wichita State	*c	2	0	0	0	0	0	0	0	0	0	0	1	0	0	0	0	7	0	.000	
Feb 08	vs Central Michigan	ph	1	0	0	0	0	0	0	0	0	0	0	0	0	0	0	0	0	0	.000	
Feb 09	vs Purdue	*c	1	0	0	0	0	0	0	0	0	0	0	0	0	0	0	0	0	0	.000	
Feb 09	at Col. of Charleston	*c	3	1	1	0	0	0	0	0	0	0	0	0	0	0	0	0	6	1	.333	
Feb 10	vs Purdue	*c	4	0	2	0	1	0	0	0	0	0	0	0	0	0	0	0	0	9	.250	
Feb 16	vs Detroit Mercy	*c	4	2	2	1	1	0	0	0	0	0	0	0	0	0	0	0	9	1	.333	
Feb 16	at Charleston So.	*dh	4	1	2	1	1	0	0	0	0	0	0	0	0	0	0	0	1	0	.368	
Feb 17	vs ETSU	*dh	3	0	1	1	0	0	0	0	0	0	0	0	0	0	0	0	0	0	.364	
Feb 17	at Charleston So.	*c	2	1	1	1	1	0	2	0	0	0	0	0	0	0	0	0	12	1	.375	
Feb 22	vs Texas State	*c	4	0	0	0	0	0	0	0	0	0	0	0	0	0	0	0	0	0	.346	
Feb 23	vs Georgia State	*c	4	0	1	0	0	0	0	0	0	0	0	0	0	0	0	0	0	9	.333	
Feb 24	vs Georgia State	*c	1	0	1	1	0	0	0	0	0	0	0	0	0	0	0	0	0	0	.355	
Mar 01	at Georgia	*dh	2	0	0	0	0	0	0	0	0	0	0	0	0	0	0	2	0	0	.333	
Mar 02	vs UAB	*c	3	0	0	0	0	0	0	0	0	0	0	0	0	0	0	0	4	0	.306	
Mar 10	GEORGIA TECH-1	*c	2	0	1	0	0	0	0	0	0	0	0	0	0	0	0	0	9	1	.316	
Mar 16	at NC State	*dh	3	0	1	0	0	0	0	0	0	0	0	0	0	0	0	0	0	0	.317	
Mar 17	at NC State	*dh	3	0	0	0	0	0	0	0	0	0	0	0	0	0	0	0	1	0	.295	
Mar 19	BINGHAMTON-2	*c	2	1	1	1	0	0	1	1	0	0	0	0	0	0	0	0	11	0	.304	
Mar 24	at Pitt	ph	1	0	0	0	0	0	0	0	0	0	0	0	0	0	0	0	1	0	.298	
Apr 06	at Duke-2	*dh	3	0	0	0	0	0	0	0	0	0	0	0	0	0	0	0	1	0	.280	
Apr 10	JMU-2	*c	3	2	3	0	0	0	0	0	0	0	0	0	0	0	0	0	5	0	.302	
Apr 12	VIRGINIA	*dh	2	0	0	0	0	0	1	0	0	0	0	0	0	0	0	0	0	0	.291	
Apr 13	VIRGINIA-1	*c	2	0	1	1	0	0	0	0	0	0	0	0	0	0	0	0	0	0	.298	
Apr 17	at Charlotte-1	*c	4	1	1	0	0	0	0	0	0	0	0	0	0	0	0	0	8	0	.295	
Apr 20	NORTH CAROLINA	ph	1	0	0	0	0	0	0	0	0	0	0	0	0	0	0	0	1	0	.290	
Apr 21	NORTH CAROLINA-2	*dh	3	0	1	2	1	0	0	0	0	0	0	0	0	0	0	0	0	0	.292	
Totals			21gs	65	9	19	12	5	0	3	5	0	0	2	0	0	0	0	7	100	5	.292





KEARA NAPOLI (KEER-UH)

Sophomore | 5-6
P | R/R

Cambridge HS/Georgia
Alpharetta, Ga.

Masters: Marketing

7

2018 SEC Academic Honor Roll

IN THE CIRCLE

- Has pitched in four games.
- Came in the final inning versus Binghamton (3/19), allowing two hits and earning her first strikeout of the season to preserve the shutout win.
- Pitched in one inning against UAB (3/2).
- Came in the final inning at Radford (2/27), getting three outs and allowing only one hit to preserve the shutout.
- Debut as a Hokie came in the seventh inning vs. Purdue (2/9).
- Pitched in 8.1 innings in Athens, fanning three batters and only allowing two earned runs.
- Led Cambridge High School to a 102-19 record with a career 1.04 ERA and 908 strikeouts.
- Guided the Bears to a GHSA state championship in 2016. Georgia's Gatorade Player of the Year.
- Won the Atlanta Journal Constitution (AJC) Player of the Year.
- Played on the 2016 USA Elite Select All-America Team.
- Played travel ball with the Ohana Tigers and Atlanta Vipers.
- Father, Joseph, was a body builder.
- Mother, Kerrie, competes in CrossFit Games and is currently ranked No. 43 in the world.

SEASON HIGHS

Innings (High) 1.0, 2x, last vs. Binghamton [1] (3/19/19)
 Strikeouts (High) 1 vs. Binghamton [1] (3/19/19)
 Hits (Low) (Min. 1 IP) 1 at Radford (2/27/19)
 Runs (Low) (Min. 1 IP) 0, 2x, last vs. Binghamton [1] (3/19/19)
 Earned Runs (Low) (Min. 1 IP) 0, 2x, last vs. BING [1] (3/19/19)
 Walks (Low) (Min. 1 IP) 0, 2x, last vs. Binghamton [1] (3/19/19)
 Number of Pitches (High) 19 vs. Binghamton [1] (3/19/19)

CAREER HIGHS

Innings (High) 2.0 at Kentucky (4/21/18)
 Strikeouts (High) 2 vs. Alabama (4/29/18)
 Hits (Low) (Min. 1 IP) 0 at USC Upstate (4/18/18)
 Runs (Low) (Min. 1 IP) 0, 6x, last vs. Binghamton [1] (3/19/19)
 Earned Runs (Low) (Min. 1 IP) 0, 6x, last vs. BING [1] (3/19/19)
 Walks (Low) (Min. 1 IP) 0, 6x, last vs. Binghamton [1] (3/19/19)
 Number of Pitches (High): 27 at Northwestern (5/19/18)

2019 GAME-BY-GAME STATS

Date	Opponent	GS	IP	H	R	ER	BB	SO	2B	3B	HR	WP	BK	HBP	IBB	Score	W-L	Sv	ERA	NP
Feb 09	vs Purdue		0.0	0	0	0	3	0	0	0	0	0	0	0	0	7-5	0-0	0	999.00	13
Feb 27	at Radford		1.0	1	0	0	1	0	0	0	0	0	0	0	0	10-0	0-0	0	14.00	10
Mar 02	vs UAB		0.2	4	4	4	1	0	2	0	0	1	0	0	0	8-6	0-0	0	25.20	17
Mar 19	BINGHAMTON-1		1.0	2	0	0	0	1	0	0	0	0	0	0	0	12-0	0-0	0	15.75	19
Totals			2.2	7	4	4	5	1	2	0	0	1	0	0	0	37-11	0-0	0	15.75	59



KELSEY BENNETT

Freshman | 5-5
IF | R/R

Buford HS
Jefferson, Ga.

Major: University Studies

8

**Schutt Sports/NFCA National Freshman of the Year Top 25
2x ACC Co-Player of the Week (3/5/19) & (4/2/19)**

AT THE PLATE

- Has started all 48 games at third base.
- Totaled two home runs during the Charlotte doubleheader (4/17), breaking the freshman home run record for a season.
- Tied a career-high three hits, scored a career-best three runs and racked up her most RBIs in game with four against [RV] Texas State (2/23), hitting back-to-back home runs.
- Hit the first home run of her career at Charleston Southern (2/17), a solo homer to left center.
- In her college debut, started it off with a bang, recording two doubles, two RBIs and one run against [RV] Wichita State (2/8).
- Three-time GHSA state champion at Buford High School.
- 2018 GHSA AAAAA Player of the Year.
- Brother, Connor, plays in the Cincinnati Reds organization.


SEASON/CAREER HIGHS

Hits 3, 2x, last vs. [RV] Texas State (2/23/19)
 Runs 3, 2x, last at Pitt [1] (3/23/19)
 RBIs 4, 2x, last vs. Louisville (3/30/19)
 HRs 2 vs. [RV] Texas State (2/23/19)
 Walks 3 at Pitt (3/23/19)
 Stolen Bases 1 vs. Purdue (2/10/19)
 Hitting Streak 8 games (3/20/19 - 3/31/19)

2019 GAME-BY-GAME STATS

Date	Opponent	Pos	AB	R	H	RBI	2B	3B	HR	BB	SB	CS	HBP	SAC	SF	GDP	K	PO	A	E	Avg
Feb 08	vs Wichita State	*3b	3	1	2	2	0	0	0	0	0	0	0	0	0	0	0	1	1	0	.667
Feb 08	vs Central Michigan	*3b	4	0	1	0	0	1	0	0	0	0	0	0	0	0	0	1	1	0	.500
Feb 09	vs Purdue	*3b	4	0	3	0	1	0	0	0	0	0	0	0	0	0	0	1	1	0	.687
Feb 09	at Col. of Charleston	*3b	2	1	1	0	0	0	1	0	0	0	0	0	0	0	0	1	0	0	.636
Feb 09	vs Purdue	*3b	3	1	1	0	0	0	1	0	0	0	0	0	0	0	0	0	0	0	.571
Feb 16	vs Detroit Mercy	*3b	2	0	0	0	0	0	0	0	0	0	0	0	0	0	0	1	1	0	.500
Feb 16	at Charleston So.	*3b	4	0	0	0	0	0	0	0	0	0	0	0	0	0	0	0	0	0	.400
Feb 17	vs ETSU	*3b	2	0	0	0	0	0	1	0	0	0	1	0	0	0	0	0	0	0	.364
Feb 17	at Charleston So.	*3b	3	1	1	1	0	0	1	1	0	0	0	0	0	0	0	1	0	0	.442
Feb 22	vs Texas State	*3b	2	0	2	1	0	0	0	0	0	0	1	0	0	0	0	0	0	0	.407
Feb 22	at South Florida	*3b	2	0	0	0	0	0	1	0	0	0	0	0	0	0	0	0	1	0	.379
Feb 23	vs Georgia State	*3b	4	0	2	1	0	0	0	0	0	0	0	0	0	0	0	1	0	0	.394
Feb 23	vs Texas State	*3b	3	3	3	4	0	2	0	0	0	0	0	0	0	0	0	0	0	5	.444
Feb 24	vs Georgia State	*3b	3	0	1	0	0	0	0	0	0	0	0	0	0	0	0	1	0	4	.436
Feb 27	at Radford	*3b	3	1	1	1	0	0	1	0	0	0	0	0	0	0	0	1	0	0	.429
Mar 01	at Georgia	*3b	1	2	1	2	0	0	2	0	0	1	0	0	0	0	0	0	0	2	.442
Mar 02	vs UAB	*3b	3	1	1	0	0	0	1	0	0	0	0	0	0	0	0	1	1	3	.435
Mar 02	at Georgia	*3b	2	0	0	0	0	0	0	0	0	0	0	0	0	0	0	0	0	2	.437
Mar 03	vs UAB	*3b	3	1	1	1	0	0	1	0	0	0	0	0	0	0	0	0	1	1	.431
Mar 09	GEORGIA TECH	*3b	2	0	1	0	0	0	1	0	0	0	0	0	0	0	0	0	1	2	.434
Mar 10	GEORGIA TECH-1	*3b	3	0	0	0	0	0	0	1	0	0	0	0	0	0	0	0	3	1	.411
Mar 10	GEORGIA TECH-2	*3b	3	0	1	1	0	0	0	0	0	0	0	0	0	0	0	0	0	4	.407
Mar 15	at NC State	*3b	3	0	1	0	0	0	0	0	0	0	0	0	0	0	0	0	0	2	.406
Mar 16	at NC State	*3b	3	1	2	0	0	0	0	0	0	0	0	0	0	0	0	0	0	5	.415
Mar 17	at NC State	*3b	2	1	1	0	0	0	1	0	0	0	0	0	0	0	0	1	0	4	.418
Mar 19	BINGHAMTON-1	*3b	3	1	2	2	0	0	1	0	0	0	0	0	0	0	0	0	1	0	.389
Mar 19	BINGHAMTON-2	*3b	3	1	0	0	0	0	0	1	0	0	0	0	0	0	0	0	0	1	.389
Mar 20	LIPSCOMB	*3b	4	0	1	0	0	0	0	0	0	0	0	0	0	0	0	0	0	1	.382
Mar 23	at Pitt-1	*3b	1	3	1	1	0	0	1	3	0	0	0	0	0	0	0	0	0	0	.390
Mar 23	at Pitt-2	*3b	1	1	3	0	0	0	0	0	0	0	0	0	0	0	0	0	0	0	.383
Mar 24	at Pitt	*3b	3	1	2	3	1	0	1	0	0	0	0	0	0	0	0	0	0	2	.393
Mar 27	RADFORD	*3b	1	1	1	0	0	0	0	1	0	0	0	0	0	0	0	0	0	0	.400
Mar 29	LOUISVILLE	*3b	4	1	2	2	0	0	0	0	0	0	0	0	0	0	0	0	0	5	.404
Mar 30	LOUISVILLE	*3b	3	1	2	4	0	0	1	0	0	0	0	0	0	0	0	0	0	0	.413
Mar 31	LOUISVILLE	*3b	2	1	1	2	0	0	1	0	0	0	0	0	0	0	0	0	0	2	.415
Apr 06	at Duke-1	*3b	2	0	0	0	0	0	1	0	0	0	0	0	0	0	0	2	2	0	.406
Apr 06	at Duke-2	*3b	4	1	2	2	0	0	1	0	0	0	0	0	0	0	0	1	0	1	.404
Apr 07	at Duke	*3b	3	0	0	0	0	0	0	0	0	0	0	0	0	0	0	0	2	2	.392
Apr 10	JMU-1	*3b	2	0	0	0	0	0	0	1	0	0	0	0	0	0	0	0	0	3	.385
Apr 10	JMU-2	*3b	2	0	1	1	0	0	0	0	0	0	0	0	0	0	0	0	1	1	.383
Apr 12	VIRGINIA	*3b	3	1	2	0	1	0	0	0	0	0	0	0	0	0	0	0	0	0	.391
Apr 13	VIRGINIA-1	*3b	2	0	1	0	0	0	0	1	0	0	0	0	0	0	0	0	0	1	.393
Apr 13	VIRGINIA-2	*3b	3	0	2	3	1	1	0	0	0	0	0	0	0	0	0	0	1	1	.400
Apr 17	at Charlotte-1	*3b	1	1	2	0	0	1	0	0	0	0	0	0	0	0	0	0	0	1	.403
Apr 17	at Charlotte-2	*3b	3	2	2	3	1	0	1	0	0	0	0	0	0	0	0	0	0	0	.410
Apr 20	NORTH CAROLINA	*3b	3	3	0	0	0	0	0	0	0	0	0	0	0	0	0	0	1	3	.400
Apr 21	NORTH CAROLINA-1	*3b	3	0	1	0	0	0	0	0	0	0	0	0	0	0	0	0	1	2	.386
Apr 21	NORTH CAROLINA-2	*3b	3	0	0	0	0	0	0	0	0	0	0	0	0	0	0	0	0	1	.386
Totals			48gs	131	29	51	41	8	2	13	20	1	0	3	1	2	0	12	22	83	.389





AL VELAZQUEZ (Vuh-LAZ-kez)

Sophomore | 5-5
OF | L/L

Chanhassen/Minnesota
Aurora, Colo.

Major: Criminology

9

AT THE PLATE

- Has started 47 games on the season, drawing 46 in right field and one as the designated player.
- Earned a walk and scored a run versus North Carolina (4/21).
- Tallied a career-high four RBIs vs. Georgia Tech (3/10).
- Had a triple and two RBIs at No. 8 Georgia (3/1).
- Appeared in 22 games (8 starts) at Minnesota last year.
- A part of the 2018 Big Ten Tournament champions.

SEASON HIGHS

Hits 3 at College of Charleston (2/9/19)
Runs 3, 2x, last at NC State (3/16/19)
RBIs 4 vs. Georgia Tech (3/10/19)
HRs 1, 3x, last vs. Louisville (3/31/19)
Walks 2, 2x, last at NC State (3/15/19)
Stolen Bases 1, 6x, last at Charlotte (4/17/19)
Hitting Streak 9 games (2/24/19 – 3/10/19)

CAREER HIGHS

Hits 3 at College of Charleston (2/9/19)
Runs 3, 2x, last at NC State (3/16/19)
RBIs 4 at Georgia Tech (3/10/19)
HRs 1, 3x, last vs. Louisville (3/31/19)
Walks 2, 2x, last at NC State (3/15/19)
Stolen Bases 1, 6x, last at Charlotte (4/17/19)
Hitting Streak 9 games (2/24/19 – 3/10/19)

2019 GAME-BY-GAME STATS

Date	Opponent	Pos	AB	R	H	RBI	2B	3B	HR	BB	SB	CS	HBP	SAC	SF	GDP	K	PO	A	E	Avg
Feb 08	vs Wichita State	*of	4	1	1	0	0	0	0	0	0	0	0	0	0	0	0	0	0	0	256
Feb 08	vs Central Michigan	*of	4	1	2	0	0	0	0	0	0	0	0	0	0	0	0	0	0	0	375
Feb 09	vs Purdue	*of	1	1	1	0	0	0	0	2	0	0	0	0	0	0	0	1	0	0	444
Feb 09	at Col. of Charleston	*of	4	2	3	3	0	0	0	0	0	0	0	0	0	0	0	0	0	0	538
Feb 10	vs Purdue	*of	3	3	2	0	0	0	0	0	0	0	0	0	0	0	0	0	1	0	562
Feb 16	vs Detroit Mercy	*of	2	1	1	0	0	0	0	1	0	0	0	0	0	0	0	0	0	0	556
Feb 16	at Charleston So.	*of	3	0	1	0	0	0	0	1	0	0	0	0	0	0	0	0	0	0	524
Feb 17	vs ETSU	*of	4	1	1	0	1	0	0	1	0	0	0	0	0	0	0	0	0	0	468
Feb 17	at Charleston So.	*of	5	1	2	0	1	0	0	0	0	0	0	0	0	0	0	0	0	0	467
Feb 22	vs Texas State	*of	2	1	1	0	0	0	0	0	0	0	0	0	0	0	0	0	1	0	469
Feb 22	at South Florida	*of	3	0	0	0	0	0	0	1	0	0	0	0	0	0	0	2	0	0	429
Feb 23	vs Georgia State	*of	4	1	1	0	0	0	0	0	0	0	0	0	0	0	0	0	0	0	410
Feb 23	vs Texas State	*of	4	0	0	1	0	0	0	0	0	0	0	0	0	0	0	0	0	0	372
Feb 24	vs Georgia State	*of	4	0	2	0	0	0	0	0	0	0	0	0	0	0	1	0	0	0	383
Feb 27	at Radford	*of	2	1	2	0	0	0	0	0	0	0	0	0	0	0	0	0	0	0	386
Mar 01	at Georgia	*of	4	2	2	1	0	1	0	0	0	0	0	0	0	0	1	1	0	1	386
Mar 02	vs UAB	*of	5	0	1	1	0	0	0	0	0	0	0	0	0	0	0	1	1	0	379
Mar 02	at Georgia	*of	2	0	1	0	0	0	0	0	0	0	0	0	0	0	0	0	0	0	383
Mar 03	vs UAB	*of	3	0	1	0	0	0	0	0	0	0	0	0	0	0	0	0	2	0	381
Mar 09	GEORGIA TECH	*of	3	1	1	0	0	0	0	0	0	0	0	0	0	0	0	0	0	0	379
Mar 10	GEORGIA TECH-1	*of	4	1	2	4	0	0	1	0	1	0	0	0	0	0	0	0	0	0	386
Mar 10	GEORGIA TECH-2	*of	4	1	2	1	0	0	0	0	0	0	0	0	0	0	0	0	1	0	376
Mar 15	at NC State	*of	3	0	0	0	0	0	0	0	0	0	0	0	0	0	0	0	1	0	368
Mar 16	at NC State	*of	3	3	1	0	0	0	0	1	0	0	0	0	0	0	0	0	1	0	367
Mar 17	at NC State	*of	3	0	0	0	0	0	0	0	0	0	0	0	0	0	0	0	0	0	354
Mar 19	BINGHAMTON-2	*of	2	2	1	0	0	0	0	1	0	0	0	0	0	0	0	0	0	0	365
Mar 20	LIPSCOMB	*of	3	1	0	0	0	0	0	1	0	0	0	0	0	0	0	0	1	0	352
Mar 23	at Pitt-1	*of	2	2	1	0	0	0	0	1	0	0	0	0	0	0	0	0	0	0	356
Mar 23	at Pitt-2	*of	4	1	2	2	1	0	0	1	0	0	0	0	0	0	0	0	0	0	362
Mar 24	at Pitt	*of	4	1	2	2	1	0	0	0	0	0	0	0	0	0	0	0	1	0	367
Mar 27	RADFORD	*of	3	1	2	1	1	0	0	0	1	0	0	0	0	0	0	0	0	0	376
Mar 29	LOUISVILLE	*of	3	0	0	0	0	0	0	1	0	0	0	0	0	0	0	2	1	0	365
Mar 30	LOUISVILLE	*of	1	0	0	0	0	0	0	0	0	0	0	0	0	0	0	0	0	0	374
Mar 31	LOUISVILLE	*of	3	2	1	1	0	0	0	1	0	0	0	0	0	0	0	0	0	0	373
Apr 06	at Duke-1	*of	4	1	1	0	0	0	0	0	0	0	0	0	0	0	0	0	1	0	368
Apr 06	at Duke-2	*of	4	0	1	0	0	0	0	0	0	0	0	0	0	0	0	0	0	0	364
Apr 07	at Duke	*of	4	0	0	0	0	0	0	0	0	0	0	0	0	0	0	0	0	0	352
Apr 10	JMU-1	*of	1	0	0	0	0	0	0	0	0	0	0	0	0	0	0	0	1	0	350
Apr 10	JMU-2	*of	2	1	1	1	0	0	0	1	0	0	0	0	0	0	0	0	0	0	352
Apr 12	VIRGINIA	*of	1	1	1	0	0	0	0	0	0	0	0	0	0	0	0	0	0	0	352
Apr 13	VIRGINIA-1	*of	3	0	0	0	0	0	0	0	0	0	0	0	0	0	0	0	0	0	344
Apr 13	VIRGINIA-2	*of	3	2	2	0	0	0	0	1	1	0	0	0	0	0	0	0	1	0	351
Apr 17	at Charlotte-1	*of	2	1	0	0	0	0	0	0	0	0	0	0	0	0	0	0	0	0	346
Apr 17	at Charlotte-2	*of	2	2	1	0	0	0	0	1	0	0	0	0	0	0	0	0	0	0	346
Apr 20	NORTH CAROLINA	*of	3	0	1	0	0	0	0	0	0	0	0	0	0	0	0	0	1	0	348
Apr 21	NORTH CAROLINA-1	*of	2	0	0	0	0	0	0	0	0	0	0	0	0	0	0	0	1	0	343
Apr 21	NORTH CAROLINA-2	*of	2	1	0	0	0	0	0	0	1	0	0	0	0	0	0	0	0	0	338
Totals			47gs	145	44	49	23	10	1	3	21	6	0	3	1	0	16	16	1	1	338



OLIVIA LATTIN

Senior | 5-6
IF | R/R

Kingston HS
Kingston, N.Y.

Major: Finance

10

AT THE PLATE

- Registered two runs, two hits and one RBI along with a home run versus Purdue (2/9) before being injured in a collision at first base.
- Finished with a hit and a run versus Central Michigan (2/8).
- Scored two runs, three hits and finished with one RBI in the victory over [RV] Wichita State (2/8).
- Started and played in every game at second base in 2018.
- Posted 11 doubles and six home runs for the second consecutive season. Ranked second on the team with 114 assists.
- Led the team with 69 total bases, 19 RBI and tied for the team lead with 11 doubles.

SEASON HIGHS

Hits 3 vs. [RV] Wichita State (2/8/19)
Runs 2, 2x, last vs. Purdue (2/9/19)
RBIs 1, 2x, last vs. Purdue (2/9/19)
HRs 1 vs. Purdue (2/9/19)
Walks
Stolen Bases
Hitting Streak 3 games (2/8/19 – 2/9/19)

CAREER HIGHS

Hits 3, 6x, last vs. [RV] Wichita State (2/8/19)
Runs 3 vs. Pitt (3/12/16)
RBIs 5 vs. Hampton (4/3/16)
HRs 2 vs. Western Carolina (4/19/16)
Walks 3, 2x, last vs. Louisville 4/14/17)
Stolen Bases 2 vs. Coppin State (2/25/17)
Hitting Streak 7 games (2/26/17 - 3/10/17)

2019 GAME-BY-GAME STATS

Date	Opponent	Pos	AB	R	H	RBI	2B	3B	HR	BB	SB	CS	HBP	SAC	SF	GDP	K	PO	A	E	Avg	
Feb 08	vs Wichita State	*2b	4	2	3	1	0	0	0	0	0	0	0	0	0	0	0	0	0	0	2	750
Feb 08	vs Central Michigan	*2b	4	1	1	0	0	0	0	0	0	0	0	0	0	0	0	0	0	0	0	500
Feb 09	vs Purdue	*2b	3	2	2	1	0	0	1	0	0	0	0	0	0	0	0	0	0	0	3	545
Totals			3gs	11	5	6	2	0	0	1	0	0	0	0	0	0	0	0	0	0	5	545





CANA DAVIS (KAY-nuh)

Sophomore | 5-9
OF | R/R

Turner Ashby HS
Harrisonburg, Va.

Major: Multimedia Journalism

11

AT THE PLATE

- Has played in 22 games, starting 11 of them with four in the outfield and seven as the designated player.
- Earned a walk at Charlotte (4/17).
- Scored a run against Louisville (3/29).
- Pinch hit and ripped a double versus Radford (3/27).
- Tallied one hit and scored one run at Pitt (3/23).
- Was hit by a pitch and scored a run versus Binghamton (3/19).
- Earned a walk in the second matchup with UAB (3/3).
- Recorded an RBI double at No. 8 Georgia (3/1).
- Owned one hit at USF (2/22) and vs. [RV] Texas State (2/23).
- Earned a hit and one run versus Central Michigan (2/8/19).
- Posted one run and one hit vs. [RV] Wichita State (2/8).
- Registered 25 starts in 34 games played in 2018.
- Ranked second on the team with a .250 batting average in ACC play.
- Had three doubles and a triple against conference opponents.

SEASON HIGHS

Hits 1, 7x, last vs Radford (3/27/19)
Runs 1, 6x, last vs Louisville (3/29/19)
RBIs 1 at No. 8 Georgia (3/1/19)
HRs
Walks 1, 4x, last at Charlotte (4/17)
Stolen Bases
Hitting Streak 4 games (2/8/19 – 2/23/19)

CAREER HIGHS

Hits 2, 4x, last at Virginia (4/14/18)
Runs 1, 12x, last vs. Louisville (3/29/19)
RBIs 1, 3x, last at No. 8 Georgia (3/1/19)
Walks 2 vs. Florida A&M (2/9/18)
Stolen Bases
Hitting Streak 4 games, 2x, last (2/8/19 – 2/23/19)

2019 GAME-BY-GAME STATS

Date	Opponent	Pos	AB	R	H	RBI	2B	3B	HR	BB	SB	CS	HBP	SAC	SF	GDP	K	PO	A	E	Avg	
Feb 08	vs Wichita State	*of	3	1	1	0	0	0	0	0	0	0	0	0	0	0	0	0	0	0	0	.333
Feb 08	vs Central Michigan	*of	3	1	1	0	0	0	0	0	0	0	0	0	0	0	0	0	0	0	0	.400
Feb 22	at South Florida	*dh	3	0	1	0	0	0	0	0	0	0	0	0	0	0	1	0	0	0	0	.375
Feb 23	vs Texas State	*dh	3	0	1	0	0	0	0	0	0	0	0	0	0	0	0	0	0	0	0	.364
Feb 24	vs Georgia State	*dh	3	0	0	0	0	0	0	0	0	0	0	0	0	0	0	0	0	0	0	.286
Feb 27	at Radford	*dh	2	1	0	0	0	0	0	0	0	0	0	0	0	0	0	0	0	0	0	.250
Mar 01	at Georgia	ph	1	0	1	1	1	0	0	0	0	0	0	0	0	0	0	0	0	0	0	.294
Mar 02	vs UAB	ph	2	0	0	0	0	0	0	0	0	0	0	0	0	0	0	0	0	0	0	.263
Mar 03	vs UAB	ph	0	0	0	0	0	0	0	0	0	0	0	0	0	0	0	0	0	0	0	.253
Mar 09	GEORGIA TECH	*dh	3	0	0	0	0	0	0	0	0	0	0	0	0	0	0	0	0	0	0	.227
Mar 10	GEORGIA TECH-1	*dh	2	0	0	0	0	0	0	0	0	0	0	0	0	0	0	0	0	0	0	.208
Mar 16	at NC State	of	0	0	0	0	0	0	0	0	0	0	0	0	0	0	0	0	0	0	0	.200
Mar 19	BINGHAMTON-1	*of	2	1	0	0	0	0	0	0	0	0	0	0	0	0	0	0	0	0	0	.192
Mar 19	BINGHAMTON-2	*of	3	0	0	0	0	0	0	0	0	0	0	0	0	0	0	0	0	0	0	.172
Mar 23	at Pitt-1	ph	1	1	1	0	0	0	0	0	0	0	0	0	0	0	0	0	0	0	0	.200
Mar 27	RADFORD	ph	1	0	1	0	0	0	0	0	0	0	0	0	0	0	0	0	0	0	0	.226
Mar 29	LOUISVILLE	pr	0	1	0	0	0	0	0	0	0	0	0	0	0	0	0	0	0	0	0	.226
Mar 30	LOUISVILLE	ph/of	1	0	0	0	0	0	0	0	0	0	0	0	0	0	0	0	0	0	0	.219
Apr 05	at Duke-2	ph	1	0	0	0	0	0	0	0	0	0	0	0	0	0	0	0	0	0	0	.212
Apr 10	JMU-1	of	2	0	0	0	0	0	0	0	0	0	0	0	0	0	0	0	0	0	0	.200
Apr 13	VIRGINIA-2	ph	1	0	0	0	0	0	0	0	0	0	0	0	0	0	0	0	0	0	0	.194
Apr 17	at Charlotte-1	of	1	0	0	0	0	0	0	0	0	0	0	0	0	0	0	0	0	0	0	.189
Totals		11gs	37	6	7	1	2	0	0	4	0	1	2	0	0	0	0	14	1	0	0	.189



CAITLYN NOLAN

Senior | 5-7
IF | R/R

Marlboro County HS
Bennettsville, S.C.

Major: Human Development
& Sociology

13

**Louisville Slugger/NFCA DI National POTW (2/12/19)
ACC Player of the Week (2/12/19)**

AT THE PLATE

- Has started all 48 games at shortstop.
- Tallied a double versus North Carolina (4/20).
- Had a .714 batting average (10 for 14) with nine RBIs opening weekend , earning her NFCA National Player of the Week.

SEASON HIGHS

Hits 3, 2x, last at Radford (2/27/19)
Runs 3, 2x, last at Radford (2/27/19)
RBIs 4, 2x, last vs. Louisville (3/31/19)
HRs 2, 2x, last vs. UAB (3/2/19)
Walks 2, 3x, last vs. Virginia (4/13/19)
Stolen Bases 1, 7x, last vs. Charlotte (4/17/19)
Hitting Streak 8 games (2/8/19 - 2/17/19)

CAREER HIGHS

Hits 3, 4x, last at Radford (2/27/19)
Runs 3, 2x, last at Radford (2/27/19)
RBIs 4, 4x, last vs. Louisville (3/31/19)
HRs 2, 2x, last vs. UAB (3/2/19)
Walks 3 vs. Michigan (2/20/16)
Stolen Bases 1, 11x, last vs. Virginia {3} (4/13/19)
Hitting Streak 12 games (4/29/18 - 2/17/19)

2019 GAME-BY-GAME STATS

Date	Opponent	Pos	AB	R	H	RBI	2B	3B	HR	BB	SB	CS	HBP	SAC	SF	GDP	K	PO	A	E	Avg	
Feb 08	vs Wichita State	*ss	2	3	2	3	0	0	1	1	0	0	0	0	0	0	0	0	0	1	1	1.000
Feb 08	vs Central Michigan	*ss	3	2	2	2	0	0	1	0	0	0	0	0	0	0	1	0	0	4	0	.800
Feb 09	vs Purdue	*ss	3	2	2	1	1	0	0	1	0	0	0	0	0	0	0	0	0	3	4	1.750
Feb 09	at Col. of Charleston	*ss	4	1	3	2	1	0	0	0	0	0	0	0	0	0	0	0	0	1	0	.750
Feb 10	vs Purdue	*ss	2	0	1	1	0	0	0	0	0	0	0	0	0	0	0	0	0	0	0	.500
Feb 16	vs Detroit Mercy	*ss	4	1	2	3	0	0	0	0	0	0	0	0	0	0	0	0	0	2	0	.667
Feb 16	at Charleston So.	*ss	4	0	1	0	0	0	0	0	0	0	0	0	0	0	0	0	0	1	3	.591
Feb 17	vs ETSU	*ss	4	0	0	0	0	0	0	1	0	0	0	0	0	0	0	0	0	0	0	.500
Feb 17	at Charleston So.	*ss	4	1	1	0	0	0	0	1	0	0	0	0	0	0	0	0	0	2	5	.467
Feb 22	vs Texas State	*ss	1	1	0	0	0	0	0	1	0	0	0	0	0	0	0	0	0	0	2	.333
Feb 22	at South Florida	*ss	3	0	0	0	0	0	0	0	0	0	0	0	0	0	0	0	0	1	3	.412
Feb 23	vs Georgia State	*ss	4	0	0	0	0	0	0	0	0	0	0	0	0	0	0	0	0	0	2	.368
Feb 23	vs Texas State	*ss	4	0	1	1	1	0	0	0	0	0	0	0	0	0	0	0	0	0	2	.357
Feb 24	vs Georgia State	*ss	4	0	1	0	0	0	0	0	0	0	0	0	0	0	0	0	0	0	3	.348
Feb 27	at Radford	*ss	3	3	3	3	1	0	2	0	0	0	0	0	0	0	0	0	0	1	1	.388
Mar 01	at Georgia	*ss	3	0	0	0	0	0	0	2	0	0	0	0	0	0	0	0	0	0	3	.365
Mar 02	vs UAB	*ss	4	2	2	3	0	0	2	0	0	0	0	0	0	0	0	0	0	1	1	.375
Mar 02	at Georgia	*ss	2	0	0	0	0	0	0	0	0	0	0	0	0	0	0	0	0	1	0	.362
Mar 03	vs UAB	*ss	2	0	0	0	0	0	0	0	0	0	0	0	0	0	0	0	0	1	0	.350
Mar 09	GEORGIA TECH	*ss	3	0	0	0	0	0	0	0	0	0	0	0	0	0	0	0	0	0	0	.333
Mar 10	GEORGIA TECH-1	*ss	3	1	1	1	0	0	1	1	0	0	0	0	0	0	0	0	0	0	0	1.333
Mar 10	GEORGIA TECH-2	*ss	2	0	0	1	0	0	0	0	0	0	0	0	0	0	0	0	0	1	4	.324
Mar 15	at NC State	*ss	4	1	1	1	0	0	0	0	0	0	0	0	0	0	0	0	0	1	2	.319
Mar 16	at NC State	*ss	2	1	0	0	0	0	0	2	0	0	0	0	0	0	0	0	0	0	0	.311
Mar 17	at NC State	*ss	3	0	0	0	0	0	0	0	0	0	0	0	0	0	0	0	0	1	0	.299
Mar 19	BINGHAMTON-1	*ss	0	0	0	1	0	0	0	0	0	0	0	0	0	0	0	0	0	1	0	.295
Mar 19	BINGHAMTON-2	*ss	0	0	0	0	0	0	0	0	0	0	0	0	0	0	0	0	0	2	0	.297
Mar 20	LIPSOMB	*ss	3	2	1	2	0	0	1	1	0	0	0	0	0	0	0	0	0	0	0	.289
Mar 23	at Duke-2	*ss	3	2	2	3	0	0	1	0	0	0	0	0	0	0	0	0	0	0	2	.302
Mar 23	at Pitt-2	*ss	3	0	0	0	0	0	0	0	0	0	0	0	0	0	0	0	0	0	1	.264
Mar 24	at Pitt	*ss	2	0	0	0	0	0	0	0	0	0	0	0	0	0	0	0	0	0	2	.283
Mar 27	RADFORD	*ss	3	1	1	4	0	0	1	0	0	0	0	0	0	0	0	0	0	0	0	.284
Mar 29	LOUISVILLE	*																				



EMMA STROUTH (StrOWth)

Senior | 5-7
OF | R/R

Southeast Guilford
Julian, N.C.

Major: Animal & Poultry Sciences

14

AT THE PLATE

- Has started all 48 games in left field.
- Recorded a home run versus North Carolina (4/21).
- Tied a season-high four RBIs against Virginia (4/12) along with two hits and a run, breaking the RBI school record in a season.
- Tied a season-high three hits and had an RBI at Duke (4/6).
- Had a season-high 4 RBIs off a grand slam at NC State (3/16).

SEASON HIGHS

Hits 3, 5x, last at Duke (4/6/19)
Runs 3 vs. [RV] Texas State (2/23/19)
RBIs 4, 5x, last vs. Virginia [1] (4/12/19)
HRs 1, 11x, last vs. North Carolina [1] (4/21/19)
Walks 2 at Pitt (3/24/19)
Stolen Bases 1, 6x, last at Charlotte (4/17/19)
Hitting Streaks 9 games (2/8/19 - 2/17/19)

CAREER HIGHS

Hits 3, 12x, last at Duke (4/6/19)
Runs 3, 2x, last vs. [RV] Texas State (2/23/19)
RBIs 5 vs. Western Carolina (4/19/16)
HRs 1, 24x, last vs. North Carolina [1] (4/21/19)
Walks 2, 4x, last at Pitt (3/24/19)
Stolen Bases 1, 10x, last at Charlotte [2] (4/17/19)
Hitting Streak 10 games (5/10/18 - 2/17/19)

2019 GAME-BY-GAME STATS

Table with columns: Date, Opponent, Pos, AB, R, H, RBI, 2B, 3B, HR, BB, SB, CS, HBP, SAC, SF, GDP, K, PO, A, E, Avg. Rows include games from Feb 08 to Apr 21.



MEREDITH SLAW

Freshman | 5-11
IF | L/R

Rappahannock HS
Warsaw, Va.

Major: Business

16

AT THE PLATE

- Has played in 29 games, drawing 11 starts as the designated player and three at first base.
- Earned a walk against North Carolina (4/21).
- Posted a two-run home run versus Virginia (4/13).
- Collected her first multi-hit game of her career versus UAB (3/2), owning a single and a home run.
- Hit her first home run at the college level at Charleston Southern (2/17), a three-run shot to right center.
- Posted her first-ever double versus Detroit Mercy (2/16), driving in a run.
- First hit was in the season opener vs. [RV] Wichita State (2/8).
- Three-sport athlete in high school, playing softball, basketball and volleyball.
- Four-year letterwinner in softball and basketball for coach Ellen Gaines in both sports.
- Two-time all-state selection.
- Three-time conference Player of the Year.
- VHSL Player of the Year.
- Comes from an athletics family - uncle played for the Los Angeles Dodgers' AAA team.
- Has a cousin currently playing catcher for Wake Forest.
- Had two cousins run track for Virginia and William & Mary.

SEASON/CAREER HIGHS

Hits 2 v. UAB (3/2/19)
Runs 1, 6x, last vs. Virginia [2] (4/13/19)
RBIs 3 at Charleston Southern (2/17/19)
HRs 1, 4x, last vs. Virginia [2] (4/13/19)
Walks 1, 2x, last vs. North Carolina [1] (4/21/19)
Stolen Bases
Hitting Streak: 5 games (2/9/19 - 2/17/19)

2019 GAME-BY-GAME STATS

Table with columns: Date, Opponent, Pos, AB, R, H, RBI, 2B, 3B, HR, BB, SB, CS, HBP, SAC, SF, GDP, K, PO, A, E, Avg. Rows include games from Feb 08 to Apr 21.





MACKENZIE LAWTER

Sophomore | 5-5
C | R/R

Halifax County HS
South Boston, Va.

Major: Multimedia Journalism
& Political Science

18

2017-18 ACC Academic Honor Roll

AT THE PLATE

- Has played in 36 games, drawing 35 starts at catcher.
- Collected a two-run home run versus North Carolina (4/21).
- Hit a solo home run and then a run-rule walk-off two-run double against Virginia (4/12).
- Hit a grand slam and had a career-high five RBIs at Pitt (3/23).
- Graduated from high school a semester early and joined the Hokies in January 2018.
- Father played baseball at Longwood University and was recognized as Virginia Player of the Year in 1985.

SEASON HIGHS

Hits 3, 2x, last vs. Binghamton [1] (3/19/19)
 Runs 3 vs. ETSU (2/17/19)
 RBIs 5 at Pitt (3/23/19)
 HRs 2 vs. Binghamton [1] (3/19/19)
 Walks 1, 4x, last at Duke [2] (4/6/19)
 Stolen Bases 1, 3x, last vs. Virginia [2] (4/13/19)
 Hitting Streak 5 games (3/23/19 - 3/29/19)

CAREER HIGHS

Hits 3, 2x, last vs. Binghamton [1] (3/19/19)
 Runs 3 vs. ETSU (2/17/19)
 RBIs 5 at Pitt (3/23/19)
 HRs 2 vs. Binghamton [1] (3/19/19)
 Walks 1, 6x, last at Duke [2] (4/6/19)
 Stolen Bases 1, 3x, last vs. Virginia [2] (4/13/19)
 Hitting Streak 5 games (3/23/19 - 3/29/19)

2019 GAME-BY-GAME STATS

Date	Opponent	Pos	AB	R	H	RBI	2B	3B	HR	BB	SB	CS	HBP	SAC	SF	GDP	K	PO	A	E	Avg
Feb 08	vs Central Michigan	*c	2	0	0	0	0	0	0	0	0	0	0	0	0	0	0	14	0	0	.000
Feb 09	vs Purdue	*c	2	0	0	0	0	0	0	0	0	0	0	0	0	0	0	3	0	0	.000
Feb 16	at Charleston So.	*c/pr	0	0	0	0	0	0	0	0	0	0	0	0	0	0	5	0	0	.000	
Feb 17	vs ETSU	*c	3	3	1	0	0	1	1	0	0	0	0	0	0	0	4	1	1	.300	
Feb 22	at South Florida	*c	3	1	0	0	0	0	0	0	0	0	1	0	0	0	1	4	0	.250	
Feb 23	vs Texas State	*c	1	0	0	0	0	0	0	0	0	0	0	0	0	0	4	1	1	.231	
Feb 24	vs Georgia State	*c	2	1	2	0	0	0	0	0	0	0	0	0	0	0	5	0	0	.267	
Feb 27	at Radford	*c	1	1	1	0	0	0	1	0	0	0	0	0	0	1	6	0	0	.278	
Mar 01	at Georgia	*c	1	0	0	0	0	0	0	0	0	0	0	0	0	1	0	0	0	.288	
Mar 02	at Georgia	*c	3	0	0	0	0	0	0	0	0	0	0	0	0	0	3	0	0	.217	
Mar 03	vs UAB	*c	3	1	1	0	0	0	0	0	0	0	0	0	0	0	2	0	0	.231	
Mar 09	GEORGIA TECH	*c	3	0	0	0	0	0	0	0	0	0	0	0	0	0	10	0	0	.214	
Mar 10	GEORGIA TECH-2	*c	0	0	0	0	0	0	0	0	0	0	0	0	0	0	4	0	0	.214	
Mar 15	at NC State	*c	0	0	0	0	0	0	0	0	0	0	0	0	0	0	7	1	0	.214	
Mar 16	at NC State	*c	2	0	0	0	0	0	0	0	0	0	0	0	0	0	1	1	0	.200	
Mar 17	at NC State	*c	0	0	0	0	0	0	0	0	0	0	0	0	0	0	1	3	0	.212	
Mar 19	BINGHAMTON-1	*c	2	3	4	0	0	0	2	0	0	0	0	0	0	0	6	0	0	.278	
Mar 20	LIPSCOMB	*c	3	0	0	0	0	0	1	0	0	0	0	0	0	0	1	7	0	.263	
Mar 23	at Pitt-1	*c	2	2	5	0	0	0	1	0	0	0	0	0	0	0	1	0	0	.293	
Mar 23	at Pitt-2	*c	0	0	0	0	0	0	0	0	0	0	0	0	0	0	0	5	0	.289	
Mar 24	at Pitt	*c	3	1	1	0	0	0	0	0	0	0	0	0	0	0	1	0	0	.298	
Mar 27	RADFORD	*c	1	1	1	0	0	0	0	0	0	0	0	0	0	0	7	0	0	.306	
Mar 29	LOUISVILLE	*c	0	1	1	0	0	0	0	0	0	0	0	0	0	0	0	0	0	.308	
Mar 30	LOUISVILLE	*c	1	0	0	0	0	0	0	0	0	0	0	0	0	0	7	0	0	.291	
Mar 31	LOUISVILLE	*c	1	1	2	0	0	1	0	0	0	0	0	0	0	0	8	0	0	.293	
Apr 06	at Duke-1	*c	0	1	0	0	0	0	0	0	0	0	0	0	0	0	1	9	2	.283	
Apr 06	at Duke-2	*c	1	2	3	1	0	1	0	0	0	0	0	0	0	0	0	0	0	.291	
Apr 07	at Duke	*c	0	0	1	1	0	0	0	0	0	0	0	0	0	0	5	3	0	.292	
Apr 10	JMU	*c	0	0	0	0	0	0	0	0	0	0	0	0	0	0	1	8	1	.279	
Apr 12	VIRGINIA	*c	3	1	2	3	1	0	1	0	0	0	0	0	0	0	0	0	0	.286	
Apr 13	VIRGINIA-1	*c	1	1	1	0	0	0	0	0	0	0	0	0	0	0	0	0	0	.297	
Apr 13	VIRGINIA-2	*c	1	1	1	0	0	1	0	1	0	0	0	0	0	0	5	1	0	.299	
Apr 17	at Charlotte-2	*c	0	0	0	0	0	0	0	0	0	0	0	0	0	0	0	2	0	.300	
Apr 20	NORTH CAROLINA	*c	0	0	0	0	0	0	0	0	0	0	0	0	0	0	5	1	1	.293	
Apr 21	NORTH CAROLINA-1	*c	3	1	1	0	0	0	1	0	0	0	0	0	0	0	2	4	1	.294	
Apr 21	NORTH CAROLINA-2	*c	1	1	2	0	0	0	0	0	0	0	0	0	0	0	6	1	0	.295	
Totals		36gs	88	21	26	25	2	0	9	4	3	0	3	0	2	0	11	210	16	3	.295



KINSEY JOHNSON

Senior | 5-9
OF | R/R

River Hill HS
Highland, Md.

Major: Marketing Management

19

2017-18 ACC Academic Honor Roll

AT THE PLATE

- Has played in 30 games.
- Scored a run versus North Carolina (4/21), her third game in a row of crossing the plate.
- Swiped second and scored a run at Charlotte (4/17).
- Scored a run in all three games versus Louisville (3/29-31).
- Made her first putout of the season, catching a fly ball in the outfield against Binghamton (3/19).
- Registered a hit and scored a run in the first matchup versus Purdue (2/9).
- Appeared in 31 games in 2018.
- Virginia Tech's top option off the bench as a pinch runner.

SEASON HIGHS

Hits 1 vs. Purdue (2/9/19)
 Runs 1, 16x, last vs. North Carolina [2] (4/21/19)
 RBIs 1 vs. Detroit Mercy (2/16/19)
 HRs 1 vs. Detroit Mercy (2/16/19)
 Walks 1 vs. Detroit Mercy (2/16/19)
 Stolen Bases 1, 4x, last at Charlotte (4/17/19)
 Hitting Streak

CAREER HIGHS

Hits 3 at NC State (3/5/16)
 Runs 1, 32x, last vs. North Carolina [2] (4/21/19)
 RBIs 2 at Western Carolina (4/25/17)
 HRs 1 at Western Carolina (4/25/17)
 Walks 2 vs. Mercer (4/2/16)
 Stolen Bases 1, 12x, last at Charlotte (4/17/19)
 Hitting Streak 2 games (4/18/17 - 4/19/17)

2019 GAME-BY-GAME STATS

Date	Opponent	Pos	AB	R	H	RBI	2B	3B	HR	BB	SB	CS	HBP	SAC	SF	GDP	K	PO	A	E	Avg	
Feb 08	vs Central Michigan	pr/of	1	1	1	0	0	0	0	0	0	0	0	0	0	0	0	0	0	0	1.000	
Feb 16	vs Detroit Mercy	pr/dh	0	1	1	0	0	0	1	0	0	0	0	0	0	0	0	0	0	0	1.000	
Feb 17	at Charleston So.	pr	0	0	0	0	0	0	0	0	0	0	0	0	0	0	0	0	0	0	0	
Feb 17	vs Texas State	ph	1	0	0	0	0	0	0	0	0	0	0	0	0	0	0	0	0	0	.500	
Feb 22	at South Florida	pr	0	0	0	0	0	0	0	0	0	0	0	0	0	0	0	0	0	0	.500	
Feb 23	vs Georgia State	pr	0	1	0	0	0	0	0	0	0	0	0	0	0	0	0	0	0	0	.500	
Feb 24	vs Georgia State	pr	0	0	0	0	0	0	0	0	0	0	0	0	0	0	0	0	0	0	.500	
Mar 10	GEORGIA TECH-1	pr	0	0	0	0	0	0	0	0	0	0	0	0	0	0	0	0	0	0	.500	
Mar 10	GEORGIA TECH-2	pr	0	0	0	0	0	0	0	0	0	0	0	0	0	0	0	0	0	0	.500	
Mar 15	at NC State	pr	0	1	0	0	0	0	0	0	0	0	0	0	0	0	0	0	0	0	.500	
Mar 16	at NC State	pr	0	1	0	0	0	0	0	0	0	0	0	0	0	0	0	0	0	0	.500	
Mar 17	at NC State	pr	0	0	0	0	0	0	0	0	0	0	0	0	0	0	0	0	0	0	.500	
Mar 19	BINGHAMTON-1	ph/of	2	0	0	0	0	0	0	0	0	0	0	0	0	0	0	1	1	0	.250	
Mar 23	at Pitt-1	pr	0	1	0	0	0	0	0	0	0	0	0	0	0	0	0	0	0	0	.250	
Mar 23	at Pitt-2	pr	0	0	0	0	0	0	0	0	0	0	0	0	0	0	0	0	0	0	.250	
Mar 24	at Pitt	pr	0	1	0	0	0	0	0	0	0	0	0	0	0	0	0	0	0	0	.250	
Mar 30	LOUISVILLE	pr	0	1	0	0	0	0	0	0	0	0	0	0	0	0	0	0	0	0	.250	
Mar 31	LOUISVILLE	pr	0	0	0	0	0	0	0	0	0	0	0	0	0	0	0	0	0	0	.250	
Apr 06	at Duke-1	pr	0	0	0	0	0	0	0	0	0	0	0	0	0	0	0	0	0	0	.250	
Apr 06	at Duke-2	pr	0	0	0	0	0	0	0	0	0	0	0	0	0	0	0	0	0	0	.250	
Apr 10	JMU-1	pr	0	0	0	0	0	0	0	0	0	0	0	0	0	0	0	0	0	0	.250	
Apr 13	VIRGINIA-1	pr	0	0	0	0	0	0	0	0	0	0	0	0	0	0	0	0	0	0	.250	
Apr 13	VIRGINIA-2	pr	0	1	0	0	0	0	0	0	0	0	0	0	0	0	0	0	0	0	.250	
Apr 17	at Charlotte-1	pr	0	1	0	0	0	0	0	0	0	0	0	0	0	0	0	0	0	0	.250	
Apr 21	NORTH CAROLINA-2	pr	0	1	0	0	0	0	0	0	0	0	0	0	0	0	0	0	0	0	.250	
Totals		0gs	4	16	1	1	0	0	1	4	0	0	0	0	0	0	0	0	2	1	0	.250



SIERRA WALTON (See-AIR-uh)

Senior | 5-7
C/1B | R/R

Dowling Catholic HS/Indian Hills CC
Des Moines, Iowa

Major: Public Relations

20

AT THE PLATE

- Has played in 18 games, drawing six starts at first base and four as the designated player.
- Scored a run and earned a walk as the designated hitter at Pitt (3/23).
- Posted an RBI single and a walk in the Binghamton (3/19) doubleheader.
- Turned in a season-high two doubles and two RBIs at Charleston Southern (2/17).
- Recorded at least one hit and one RBI in her first three games of the season.
- Finished with one hit and one RBI versus College of Charleston (2/9).
- Had a double and two RBIs in the season opener versus [RV] Wichita State (2/8) and the first contest against Purdue (2/9/19).
- Played in 46 games with 44 starts in 2018.
- Started the final 29 games of the season behind the plate.
- Ranked second on the team with a .266 batting average.

SEASON HIGHS

Hits 2 at Charleston Southern (2/17/19)
Runs 1, 2x, last at Pitt (3/23/19)
RBIs 2, 3x, last at Charleston Southern (2/17/19)
HRs
Walks 1, 4x, last at Pitt (3/23/19)
Stolen Bases
Hitting Streak 3 games (3/10/19 - 3/19/19)

CAREER HIGHS

Hits 2, 10x, last at Charleston Southern (2/17/19)
Runs 2 vs. Hampton (5/2/18)
RBIs 2, 3x, last at Charleston Southern (2/17/19)
HRs 1 vs. Hampton (5/2/18)
Walks 2, 2x, last vs. Duke (4/20/18)
Stolen Bases
Hitting Streak 7 games (4/29/18 - 2/9/19)

2019 GAME-BY-GAME STATS

Table with columns: Date, Opponent, Pos, AB, R, H, RBI, 2B, 3B, HR, BB, SB, CS, HBP, SAC, SF, GDP, K, PO, A, E, Avg. Rows include games from Feb 08 to Apr 21.



STACY KALT

Freshman | 5-6
U | R/R

Churchill HS
Fallon, Nev.

Major: Human Nutrition, Foods
and Exercise

21

AT THE PLATE

- Has played in 26 games.
- Recorded a stolen base versus Virginia (4/12).
- Collected one scored run versus Louisville (3/30).
- Hit her first career home run at Pitt (3/23).
- Played third base for the first time this season, getting two putouts while scoring a run versus Binghamton (3/19).
- Recorded a stolen base on her way to scoring the game-winning walk-off run versus Georgia Tech (3/10).
- Tallied her first career hit versus Detroit Mercy (2/16) and her first-ever run while swiping a steal.
- Saw her first action against Purdue (2/9) and stole a base.
- A three-sport athlete during her prep career, playing softball, volleyball and basketball.
- For softball, she had four region and state appearances, won two state championships and two region titles.
- Earned Team Offensive MVP, All-Conference and All-State Honors while being a captain.
- Was a setter for volleyball and a guard on the basketball team, earning a letter for basketball and making it to the region and state tournaments.
- 2015 USSA Offensive Player, 2016 All-Star Tournament Team and 2018 Elite Eight team Colorado Sparkler.

SEASON/CAREER HIGHS

Hits 1, 2x, last at Pitt (3/23/19)
Runs 7, 11x, last vs. Louisville (3/30/19)
RBIs 1 at Pitt (3/23/19)
HRs 1 at Pitt (3/23/19)
Walks 1 vs. [RV] Texas State (2/22/19)
Stolen Bases 1, 11x, last vs. Virginia (4/12/19)
Hitting Streak

2019 GAME-BY-GAME STATS

Table with columns: Date, Opponent, Pos, AB, R, H, RBI, 2B, 3B, HR, BB, SB, CS, HBP, SAC, SF, GDP, K, PO, A, E, Avg. Rows include games from Feb 08 to Apr 17.





MARA STRUM (Mare-uh)

Freshman | 6-1
P | R/R

William Byrd HS
Vinton, Va.

Major: Human Nutrition, Foods
and Exercise

22

IN THE CIRCLE


- Has played in one game.
- Made her collegiate debut against [RV] Texas State (2/22).
- Pitched 1.1 innings, yielding three earned runs while striking out a batter.
- Has yet to see action.
- Four-year letterwinner for coach Greg Barton.
- Guided William Byrd to a district and regional championship, while finishing third at the VHSL state tournament.
- Earned first-team VHSL all-state.
- First-team All-Timesland.
- First-team Region 4D.
- Region 4D Pitcher of the Year.
- Four-time first-team All-Blue Ridge District.
- Two-time Blue Ridge District Pitcher of the Year.
- Blue Ridge District Player of the Year.

SEASON/CAREER HIGHS

Innings	1.1 vs. [RV] Texas State (2/22/19)
Strikeouts	1 vs. [RV] Texas State (2/22/19)
Hits (Low)	4 vs. [RV] Texas State (2/22/19)
Runs (Low)	9 vs. [RV] Texas State (2/22/19)
Earned Runs (Low)	3 vs. [RV] Texas State (2/22/19)
Walks (Low)	7 vs. [RV] Texas State (2/22/19)
Most Number of Pitches	70 vs. [RV] Texas State (2/22/19)

2019 GAME-BY-GAME STATS

Date	Opponent	GS	IP	H	R	ER	BB	SO	2B	3B	HR	WP	BK	HBP	IBB	Score	W-L	Sv	ERA	NP
Feb 22	vs Texas State	0	1.1	4	9	3	7	1	2	0	0	0	0	0	0	5-17	0-0	0	15.75	70
Totals		0	1.1	4	9	3	7	1	2	0	0	0	0	0	0	5-17	0-0	0	15.75	70



CARRIE EBERLE (Eb-er-lee)

Junior | 6-0
P | R/R

Charlotte Catholic HS
Charlotte, N.C.

Major: Biology

25

- **2019 ACC Co-Pitcher of the Week (3/5/19)**
- **2019 Softball American Top-100 Player**
- **2019 JWOS Preseason All-American Third Team**
- **2019 Preseason All-ACC**
- **2018 ACC Academic Honor Roll**
- **2018 VaSID All-State Second Team**
- **2018 NFCA Second-Team All-Mid-Atlantic Region**
- **2018 Second-Team All-ACC**
- **2018 CoSIDA Academic All-District**
- **2017 ACC All-Freshmen Team**

IN THE CIRCLE

- Has pitched in 29 games, starting 26 of those in the circle.
- Pitched twice last weekend versus North Carolina, going seven innings with five Ks and 3 1/3 innings with two strikeouts.
- Posted six strikeouts in seven innings at No. 8 Georgia (3/1), earning her second career win in the circle versus a top-25 team.

SEASON HIGHS

Innings (High)	7.0, 16x, last vs. North Carolina (4/21/19)
Strikeouts	10, 2x, last at Duke (4/6/19)
Hits (Low) (Min. 5 IP)	2, 2x, last vs. Virginia (4/12/19)
Runs (Low) (Min. 5 IP)	0, 7x, last at Charlotte (4/17/19)
Earned Runs (Low) (Min. 5 IP)	0, 10x, last at Charlotte (4/17/19)
Walks (Low) (Min. 5 IP)	0, 7x, last vs. Virginia [3] (4/13/19)
Number of Pitches (High)	138 vs. Lipscomb (3/23/19)

CAREER HIGHS

Innings (High)	8.0, 4x, last vs. Liberty (4/10/18)
Strikeouts	10, 2x, last at Duke [1] (4/6/19)
Hits (Low) (Min. 5 IP)	1, 3x, last vs. Liberty (4/10/18)
Runs (Low) (Min. 5 IP)	0, 15x, last at Charlotte (4/17/19)
Earned Runs (Low) (Min. 5 IP)	0, 20x, last at Charlotte (4/17/19)
Walks (Low) (Min. 5 IP)	0, 8x, last vs. Virginia (4/13/19)
Number of Pitches (High)	138 vs. Lipscomb (3/23/19)

2019 GAME-BY-GAME STATS

Date	Opponent	GS	IP	H	R	ER	BB	SO	2B	3B	HR	WP	BK	HBP	IBB	Score	W-L	Sv	ERA	NP
Feb 08	vs Wichita State	*	5.0	6	3	3	5	7	2	0	0	2	0	0	0	11-3	1-0	0	4.20	101
Feb 09	vs Purdue	*	7.0	5	2	1	1	3	1	0	0	1	0	0	0	7-5	2-0	0	2.33	93
Feb 16	at Charleston So.	*	7.0	2	0	0	0	5	0	0	0	1	0	0	0	4-0	3-0	0	1.47	85
Feb 17	vs ETSU	*	7.0	6	3	1	1	4	1	0	0	1	0	1	0	8-3	4-0	0	3.35	89
Feb 22	at South Florida	*	6.0	11	3	1	5	0	3	0	0	1	0	2	0	2-1	0	0	1.35	89
Feb 23	vs Texas State	*	6.0	6	0	0	1	5	0	0	0	0	0	0	0	10-0	5-1	0	1.84	88
Feb 24	vs Georgia State	*	4.0	2	1	1	2	2	0	0	0	0	0	0	0	5-1	6-1	0	1.83	64
Feb 27	at Radford	*	1.0	0	0	0	0	1	0	0	0	0	0	0	0	10-0	6-1	0	1.79	12
Mar 01	at Georgia	*	7.0	11	6	3	1	6	3	1	1	0	0	0	0	7-6	7-1	0	1.96	112
Mar 02	vs UAB	*	6.1	6	2	0	1	2	1	0	0	0	0	0	0	8-6	8-1	0	1.74	82
Mar 09	GEORGIA TECH	*	7.0	10	1	1	0	10	1	0	0	1	0	0	0	5-1	9-1	0	1.66	121
Mar 10	GEORGIA TECH-1	*	2.0	2	1	1	3	0	1	0	0	1	0	0	0	7-10	9-1	0	1.83	52
Mar 10	GEORGIA TECH-2	*	7.0	7	4	4	2	4	0	0	2	0	0	0	0	5-4	10-1	0	1.94	115
Mar 15	at NC State	*	7.0	7	2	2	1	7	1	1	1	0	0	0	0	4-2	11-1	0	1.94	105
Mar 16	at NC State	*	5.0	3	1	0	0	1	2	0	0	0	0	0	0	12-1	12-1	0	1.83	52
Mar 17	at NC State	*	7.0	3	0	0	2	3	0	0	0	0	0	0	1	1-0	13-1	0	1.69	75
Mar 19	BINGHAMTON-1	*	4.0	1	0	0	2	5	0	0	0	0	0	0	1	12-0	14-1	0	1.62	67
Mar 20	LIPSCOMB	*	7.0	9	7	3	2	6	2	0	0	0	0	0	0	9-7	15-1	0	1.71	138
Mar 23	at Pitt-2	*	7.0	6	1	1	2	6	0	0	0	0	0	0	0	9-1	16-1	0	1.86	83
Mar 27	RADFORD	*	5.0	5	0	0	2	6	0	0	0	0	0	0	0	8-0	17-1	0	1.59	82
Mar 29	LOUISVILLE	*	7.0	9	7	7	2	6	3	1	0	1	0	1	1	5-7	17-2	0	1.90	125
Apr 06	at Duke-1	*	7.0	0	0	0	2	10	1	0	0	0	0	0	1	3-0	19-2	0	1.80	111
Apr 07	at Duke	*	7.0	3	1	0	4	5	2	0	0	0	0	0	2	2-1	19-2	0	1.71	128
Apr 10	JMU-1	*	7.0	6	3	3	1	8	0	0	0	1	0	0	0	1-3	19-3	0	1.77	107
Apr 12	VIRGINIA	*	5.0	2	0	0	0	5	0	0	0	0	0	0	0	8-0	20-3	0	1.71	59
Apr 13	VIRGINIA-2	*	7.0	4	0	0	0	5	0	0	0	0	0	1	0	9-0	21-3	0	1.83	89
Apr 17	at Charlotte-2	*	5.0	4	0	0	0	4	5	0	0	0	0	0	0	8-0	22-3	0	1.58	79
Apr 20	NORTH CAROLINA	*	7.0	5	3	1	2	5	0	0	0	0	0	1	0	0-3	22-4	0	1.56	100
Apr 21	NORTH CAROLINA-2	*	3.1	6	7	6	1	2	1	1	1	0	0	0	0	4-8	25-5	0	1.77	61
Totals		26	169.2	152	62	43	44	136	22	5	5	11	0	12	1	182-79	22-5	0	1.77	61





GRACE CHAVEZ (SHAW-vez)

Freshman | 5-9
C | R/R

West Career & Technical Academy
Las Vegas, Nev.

Major: Biology

28

AT THE PLATE

- Has played in 27 games, drawing 16 starts as the designated player.
- Recorded three RBIs and one home run during the double-header at Charlotte (4/17).
- Had an RBI single at Duke (4/6).
- Recorded one hit and one walk versus Louisville (3/30).
- Racked up three hits and four RBIs in the Binghamton (3/19) doubleheader, including a three-run home run to right center as well as an RBI single for her first multi-hit game.
- Notched a two-run homer in at NC State (3/16).
- Belted a two-run homer versus [RV] Texas State (2/22).
- Pinch-hit versus Detroit Mercy (2/16) and got the first hit of her career.
- Recorded one RBI in her debut versus College of Charleston (2/9) as a pinch-hitter.
- Registered a base on balls in the victory over Purdue (2/10) as a pinch-hitter.
- Four-year letterwinner for coach Kelly Glass at Palo Verde.
- Three-time All-Northwest League selection.
- Led team to VHSL state title in 2017.
- Earned second-team all-state in 2018.
- All-state honorable mention in 2016.

SEASON/CAREER HIGHS

Hits 2, 3x, last at Pitt (3/24/19)
Runs 2 vs. Binghamton [1] (3/19/19)
RBIs 3 vs. Binghamton [1] (3/19/19)
HRs 1, 6x, last at Charlotte (4/17/19)
Walks 2 at Pitt (3/23/19)
Stolen Bases
Hitting Streak 11 games (3/16/19 - 4/6/19)

2019 GAME-BY-GAME STATS

Date	Opponent	Pos	AB	R	H	RBI	2B	3B	HR	BB	CS	HBP	SAC	SF	GDP	K	PO	A	E	Avg
Feb 09	at Col. of Charleston	ph	1	0	0	1	0	0	0	0	0	0	0	0	0	0	0	0	0	0.000
Feb 10	vs Purdue	ph	0	0	0	1	0	0	0	0	0	0	0	0	0	0	0	0	0	0.000
Feb 16	vs Detroit Mercy	ph	1	0	1	0	0	0	0	0	0	0	0	0	0	0	0	0	0	0.500
Feb 17	at Charleston So.	ph	1	0	1	0	0	0	0	0	0	0	0	0	0	0	0	0	0	0.750
Feb 22	vs Texas State	ph	1	1	1	2	0	0	0	1	0	0	0	0	0	0	0	0	0	0.500
Feb 23	vs Georgia State	*dh	3	1	1	1	0	0	0	1	1	0	0	0	0	1	0	0	0	0.571
Feb 24	vs Georgia State	ph	1	0	0	1	0	0	0	0	0	0	0	0	0	0	0	0	0	0.500
Mar 01	at Georgia	ph/dh	3	0	0	0	0	0	0	0	0	0	0	0	0	0	0	0	0	0.364
Mar 10	GEORGIA TECH-1	ph/dh	1	0	0	0	0	0	0	0	0	0	0	0	0	0	0	0	0	0.333
Mar 16	at NC State	ph	1	1	1	2	0	0	0	1	0	0	0	0	0	0	0	0	0	0.385
Mar 17	at NC State	ph	0	0	0	0	0	0	0	1	0	0	0	0	0	0	0	0	0	0.385
Mar 19	BINGHAMTON-1	*dh	2	2	2	3	1	0	1	0	0	0	0	0	0	0	0	0	0	0.500
Mar 19	BINGHAMTON-2	*dh	1	0	0	1	0	0	0	0	0	0	0	0	0	0	0	0	0	0.500
Mar 20	LIPSOMB	*dh	4	1	2	1	0	0	0	1	0	0	0	0	0	0	0	0	0	0.500
Mar 23	at Pitt-1	*dh	2	1	1	1	0	0	0	2	0	0	0	0	0	0	0	0	0	0.500
Mar 23	at Pitt-2	*dh	4	0	1	0	0	0	0	0	0	0	0	0	0	2	0	0	0	0.467
Mar 24	at Pitt	*dh	4	1	2	2	1	0	0	0	0	0	0	0	0	1	0	0	0	0.467
Mar 27	RADFORD	*dh	2	1	1	0	0	0	0	1	0	0	0	0	0	0	0	0	0	0.469
Mar 29	LOUISVILLE	*dh	3	0	1	1	0	0	0	0	0	0	0	0	0	0	0	0	0	0.457
Mar 30	LOUISVILLE	*dh	2	0	1	0	0	0	0	1	0	0	0	0	0	1	0	0	0	0.459
Apr 06	at Duke-1	*dh	3	0	1	1	0	0	0	0	0	0	0	0	0	0	0	0	0	0.450
Apr 07	at Duke	ph	1	0	0	1	0	0	0	0	0	0	0	0	0	0	0	0	0	0.436
Apr 10	JMU-1	*dh	3	0	0	0	0	0	0	0	0	0	0	0	0	2	0	0	0	0.409
Apr 13	VIRGINIA-2	*dh	2	0	0	0	0	0	0	0	0	0	0	0	0	1	0	0	0	0.391
Apr 17	at Charlotte-1	*dh	3	0	1	1	0	0	0	1	0	0	0	0	0	0	0	0	0	0.388
Apr 17	at Charlotte-2	*dh	3	0	1	2	0	0	0	1	0	0	0	0	0	0	0	0	0	0.392
Apr 20	NORTH CAROLINA	*dh	4	0	0	0	0	0	0	0	0	0	0	0	0	1	0	0	0	0.370
Totals			16gs	54	10	20	20	2	0	6	10	0	0	0	0	1	11	0	0	0.370



MADDI BANKS

Freshman | 5-6
U | L/R

Bettendorf HS
Bettendorf, Iowa

Major: Communication Studies

29

AT THE PLATE

- Has played in 43 games, drawing two starts in center field and 41 at second base.
- Turned in two hits for the first time since March 24 and had one RBI versus North Carolina (4/21).
- Had an RBI single at Charlotte (4/17).
- Went 2 for 4 with a double and run at No. 8 Georgia (3/1).
- Tallied two hits, a career-high two RBIs and the first double of her career versus ETSU (2/17).
- Went a perfect 3 for 3 with her first-ever home run and scored a career-high three runs against Detroit Mercy (2/16).
- A three-sport athlete during her prep career, playing softball, track and basketball.
- Won two championships with the Bandits – IDT Boulder and PGF Nationals.
- Ran in the sprints on the track team, earning a state title, four letters, all-conference and team MVP.
- Earned Best Female Athlete award at Bettendorf.

SEASON/CAREER HIGHS

Hits 3 vs. Detroit Mercy (2/16/19)
Runs 3 vs. Detroit Mercy (2/16/19)
RBIs 2 vs. ETSU (2/17/19)
HRs 1, 2x, last at NC State (3/16/19)
Walks 1, 7x, last vs. Virginia (4/12/19)
Stolen Bases 2 vs. Purdue (2/10/19)
Hitting Streak 3 games (3/23/19 - 3/27/19)

2019 GAME-BY-GAME STATS

Date	Opponent	Pos	AB	R	H	RBI	2B	3B	HR	BB	CS	HBP	SAC	SF	GDP	K	PO	A	E	Avg	
Feb 08	vs Wichita State	*of	2	0	0	0	0	0	0	0	0	0	0	0	0	2	2	1	0	0.000	
Feb 09	vs Purdue	*of	3	0	0	0	0	0	0	1	0	0	0	0	0	1	0	0	0	0.000	
Feb 10	vs Purdue	*2b	3	0	1	0	0	0	0	2	0	0	0	0	0	0	1	0	0	0.125	
Feb 16	vs Detroit Mercy	*2b	3	3	3	1	0	0	1	0	0	0	0	0	0	0	0	0	0	0.364	
Feb 16	at Charleston So.	*2b	2	0	0	0	0	0	0	0	0	0	0	0	0	1	0	0	0	0.308	
Feb 17	vs ETSU	*2b	3	0	2	2	1	0	0	0	0	0	0	0	0	0	1	4	2	0.375	
Feb 17	at Charleston So.	*2b	3	1	1	0	0	0	0	1	0	0	0	0	0	0	0	2	0	0.368	
Feb 22	vs Texas State	*2b	2	0	0	0	0	0	0	0	0	0	0	0	0	1	0	2	0	0.333	
Feb 22	at South Florida	*2b	3	0	1	0	0	0	0	0	0	0	0	0	0	0	0	1	2	0.333	
Feb 23	vs Georgia State	*2b	2	1	0	0	0	0	0	1	1	0	0	0	0	0	0	2	0	0.308	
Feb 23	vs Texas State	*2b/pr	0	0	0	0	0	0	0	0	1	0	0	0	0	0	0	1	0	0.308	
Feb 24	vs Georgia State	*2b	1	1	0	0	0	0	0	1	1	0	0	0	0	0	0	1	3	0.296	
Feb 27	at Radford	*2b	2	1	1	0	0	0	0	1	0	0	0	0	0	0	0	0	1	0.310	
Mar 01	at Georgia	*2b	4	1	2	0	1	0	0	0	0	0	0	0	0	0	1	2	4	0.333	
Mar 02	vs UAB	*2b	3	0	0	0	0	0	0	0	0	0	0	0	0	1	1	2	0	0.306	
Mar 02	at Georgia	*2b	1	0	0	0	0	0	0	1	0	0	0	0	0	1	2	1	0	0.297	
Mar 03	vs UAB	*2b	2	0	1	0	0	0	0	0	0	0	0	0	0	1	0	3	0	0.308	
Mar 09	GEORGIA TECH	*2b	2	1	2	0	0	0	0	0	1	0	0	0	0	0	0	2	2	0.341	
Mar 10	GEORGIA TECH-1	*2b	3	1	0	0	0	0	0	0	0	0	0	0	0	1	3	1	0	0.318	
Mar 13	GEORGIA TECH-2	*2b	3	0	0	0	0	0	0	0	0	0	0	0	0	0	2	0	0	0.298	
Mar 15	at NC State	*2b	2	2	2	0	0	0	0	0	0	0	0	0	0	1	1	4	0	0.286	
Mar 16	at NC State	*2b	2	1	1	1	0	0	0	1	0	0	0	0	0	0	1	1	4	0.294	
Mar 17	at NC State	*2b	2	0	0	0	0	0	0	0	0	0	0	0	0	2	3	2	0	0.281	
Mar 19	BINGHAMTON-1	*2b	2	1	0	0	0	0	0	0	1	0	0	0	0	0	0	0	0	0.291	
Mar 19	BINGHAMTON-2	*2b	2	2	1	0	0	0	0	1	1	0	0	0	0	0	0	0	0	0.296	
Mar 20	LIPSOMB	*2b	3	0	0	0	0	0	0	0	0	0	0	0	0	0	0	0	0	0.283	
Mar 23	at Pitt-1	*2b	2	0	1	0	0	0	0	0	0	0	0	0	0	1	0	0	0	0.279	
Mar 23	at Pitt-2	*2b	4	1	1	1	0	0	0	0	0	0	0	0	0	0	1	3	3	0.277	
Mar 24	at Pitt	*2b	4	0	2	1	0	0	0	0	0	0	0	0	0	0	0	2	1	0.290	
Mar 27	RADFORD	*2b	2	0	1	0	0	0	0	0	0	0	0	0	0	0	2	2	0	0.296	
Apr 06	at Duke-1	*2b	3	1	0	0	0	0	0	0	0	0	0	0	0	0	0	3	1	0.284	
Apr 07	at Duke-2	*2b	2	1	1	0	0	0	0	0	0	0	0	0	0	0	0	2	0	0.289	
Apr 07	at Duke	*2b	2	0	0	0	0	0	0	0	0	0	0	0	0	0	2	3	0	0.282	
Apr 10	JMU-1	*2b	2	0	0	0	0	0	0	0	0	0	0	0	0	1	3	4	0	0.275	
Apr 10	JMU-2	*2b	2	0	0	0	0	0	0	0	0	0	0	0	0	0	0	0	0	0.269	
Apr 12	VIRGINIA	*2b	1	1	0	0	0	0	0	0	1	1	0	0	0	0	0	1	2	0.265	
Apr 13	VIRGINIA-1	*2b	1	0	0	0	0	0	0	0	0	0	0	0	0	0	0	0	1	0.262	
Apr 13	VIRGINIA-2	*2b	3	1	0	0	0	0	0	0	0	0	0	0	0	0	2	2	0	0.256	
Apr 17	at Charlotte-1	*2b	5	0	1	1	0	0	0	0	0	0	0	0	0	0	1	1	1	0.258	
Apr 17	at Charlotte-2	*2b	2	0	0	0	0	0	0	0	0	0	0	0	0	0	1	3	1	0.253	
Apr 21	NORTH CAROLINA-1	*2b	1	0	0	0	0	0	0	0	0	0	0	0	0	1	0	0	0	0.250	
Apr 21	NORTH CAROLINA-2	*2b	3	0	2	1	0	0	0	0	0	0	0	0	0	0	0	2	1	0.263	
Apr 21	NORTH CAROLINA-1	*2b	2	0	0	0	0	0	0	0	0	0	0	0	0	0	0	2	2	0.258	
Totals			43gs	97	19	25	8	3	0	2	7	11	1	0	3	0	1	30	65	65	0.328





KAYLEIGH ADDINGTON

Sophomore | 5-7
C | R/R

Rockbridge HS
Lexington, Va.

Major: Meteorology

31

2017-18 ACC Academic Honor Roll

AT THE PLATE

- Has played in three games this year.
- Had a plate appearance versus Virginia (4/13).
- Came in as a pinch hitter versus Binghamton (3/19).
- Pinched hit against Radford (2/27), blooming one behind third base but the shortstop dove and made the catch.
- Appeared in two games in 2018.
- Drew a walk vs. Florida A&M (2/9).
- Registered an at-bat vs. Hampton (5/2).

SEASON HIGHS

- Hits
- Runs
- RBI's
- HRs
- Walks
- Stolen Bases
- Hitting Streak

CAREER HIGHS

- Hits
- Runs
- RBI's
- HRs
- Walks 1 vs. Florida A&M (2/9/18)
- Stolen Bases
- Hitting Streak

2019 GAME-BY-GAME STATS

Date	Opponent	Pos	AB	R	H	RBI	2B	3B	HR	BB	SB	CS	HBP	SAC	SF	GDP	K	PO	A	E	Avg
Feb 27	at Radford	ph	1	0	0	0	0	0	0	0	0	0	0	0	0	0	0	0	0	0	.000
Mar 19	BINGHAMTON-1	ph	1	0	0	0	0	0	0	0	0	0	0	0	0	1	0	0	0	0	.000
Apr 13	VIRGINIA-2	ph	1	0	0	0	0	0	0	0	0	0	0	0	0	0	0	0	0	0	.000
Totals		Dgs	3	0	0	0	0	0	0	0	0	0	0	0	0	1	0	0	0	0	.000



NCAA STATS

Statistic	National Conference			Value National Leader		Value Conference Leader		Value
	Rank	Rank	Rank	Value	National Leader	Value	Conference Leader	
Batting Average (150 ranked)	Jayne Bailey Darby Trull Emma Strouth Kelsey Bennett	44 58 81 112	2 4 7 8	0.416 0.410 0.401 0.389	Courtney Cashman, UMass Lowell	0.539	Sydney Sherrill, Florida St.	0.429
Doubles (22 ranked)					Carly Thomas, Illinois	22	Breanna Roper, Georgia Tech	17
Doubles Per Game (150 ranked)					Carly Thomas, Illinois	0.50	Breanna Roper, Georgia Tech	0.34
Earned Run Average (149 ranked)	Keely Rochard Carrie Eberle	41 47	2 3	1.68 1.77	Shealyn O'Leary, Texas	0.51	Meghan King, Florida St.	1.61
Hit Batters (28 ranked)					Maggie Cannon, Charlotte D.J. Cannon, UMKC Saleen Flores, McNeese	1 1 1	Alexis Holloway, Notre Dame	2
Hit by Pitch per Game (150 ranked)					Claire Oberdorf, Marist	0.47	Bryce Holmgren, Syracuse	0.34
Hits (146 ranked)	Emma Strouth Darby Trull Kelsey Bennett	19 57 127	3 7 12	61 55 51	Sierra Lange, George Washington	72	Breanna Roper, Georgia Tech Ali Wester, Notre Dame	65 65
Hits Allowed Per Seven Innings (150 ranked)	Keely Rochard	15	1	3.95	Nicole Newman, Drake	2.85	Keely Rochard, Virginia Tech	3.95
Home Runs Per Game (148 ranked)	Caitlyn Nolan Kelsey Bennett Mackenzie Lawter Emma Strouth	32 74 94 125	3 5 9 11	0.31 0.27 0.25 0.23	Mia Davidson, Mississippi St.	0.51	Cait Brooks, Notre Dame	0.39
Home runs (31 ranked)	Caitlyn Nolan Kelsey Bennett	20 31	2 4	15 13	Mia Davidson, Mississippi St.	23	Cait Brooks, Notre Dame	17
On Base Percentage (150 ranked)	Jayne Bailey Darby Trull Kelsey Bennett	35 105 112	2 6 7	0.518 0.477 0.474	Courtney Cashman, UMass Lowell	0.652	Sydney Sherrill, Florida St.	0.526
RBIs (29 ranked)	Emma Strouth Caitlyn Nolan	5 29	1 3	57 46	Alyssa Oakes, USC Upstate	70	Emma Strouth, Virginia Tech	57
Runs Batted In Per Game (150 ranked)	Emma Strouth Caitlyn Nolan Kelsey Bennett	11 76 136	1 6 10	1.19 0.96 0.85	Linda Rush, Drexel	1.47	Emma Strouth, Virginia Tech	1.19
Runs per Game (150 ranked)	Emma Strouth Al Velazquez Jayme Bailey	47 66 129	5 7 10	0.96 0.94 0.84	Linda Rush, Drexel	1.31	Cali Harrod, Florida St.	1.16
Sacrifice Flies (75 ranked)	Caitlyn Nolan	7	1	5	Libby Morris, Central Ark. Kennedy Sullivan, Western Ky.	7 7	Caitlyn Nolan, Virginia Tech Abby Sweet, Notre Dame	5 5
Sacrifice Hits per game (150 ranked)					Evans, San Diego	0.35	Jazmine Moreno, Duke	0.22
Saves (36 ranked)					Alyssa Rothwell, Ball St.	12	4 players tied	3
Shutouts (24 ranked)	Keely Rochard Carrie Eberle	2 12	1 2	11 8	Christina Biggerstaff, USC Upstate	13	Keely Rochard, Virginia Tech	11
Slugging Percentage (300 ranked)	Kelsey Bennett Emma Strouth Jayme Bailey Caitlyn Nolan Darby Trull Mackenzie Lawter	40 93 102 116 135 198	4 6 9 10 11 15	0.779 0.711 0.699 0.681 0.664 0.625	Alyssa Oakes, USC Upstate	1.025	Cait Brooks, Notre Dame	0.893
Stolen Bases (149 ranked)					Jaquelyn Ramon, Southeastern La.	1.27	Cali Harrod, Florida St.	0.73
Strikeout-to-Walk Ratio (150 ranked)	Keely Rochard Carrie Eberle	45 102	2 4	4.56 3.09	Danielle Williams, Northwestern	8.88	Meghan King, Florida St.	5.00
Strikeouts (149 ranked)	Keely Rochard Carrie Eberle	35 71	2 7	164 136	Nicole Newman, Drake	292	Meghan King, Florida St.	170
Strikeouts Per Seven Innings (150 ranked)	Keely Rochard	28	1	8.9	Nicole Newman, Drake	13.0	Keely Rochard, Virginia Tech	8.9
Total Bases (148 ranked)	Emma Strouth Kelsey Bennett Caitlyn Nolan Darby Trull	22 38 61 94	2 5 8 12	108 102 94 89	Linda Rush, Drexel	136	Sydney Sherrill, Florida St.	112
Toughest to Strike Out (149 ranked)	Emma Strouth Jayme Bailey	74 121	3 5	19.0 16.1	Melissa Rahrch, Stony Brook	118.0	Donna Friedman, Virginia	20.0
Triples (15 ranked)					Celene Funke, Louisville	10	Celene Funke, Louisville	10
Triples Per Game (146 ranked)					Cyndy Curran, CSU Bakersfield	0.24	Celene Funke, Louisville	0.22
Victories (48 ranked)	Carrie Eberle Keely Rochard	6 22	1 4	22 18	Summer Ellyson, Louisiana	29	Carrie Eberle, Virginia Tech	22
Walks (149 ranked)					Kaylee Tow, Alabama	1.14	Cali Harrod, Florida St.	0.94
Walks Allowed Per Seven Innings (150 ranked)	Carrie Eberle	139	4	1.82	Hannah Shields, Penn St.	0.63	Kathryn Sandercock, Florida St.	1.40



NCAA STATS

Statistic	National Rank	Conference Rank	Value	National Leader	Value	Conference Leader	Value
Batting Average (295 ranked)	6	1	0.339	Oklahoma	0.367	Virginia Tech	0.339
Double Plays per Game (295 ranked)	152	11	0.27	CSU Bakersfield	0.79	North Carolina	0.43
Doubles per Game (295 ranked)	12	2	1.71	Colorado St.	2.33	Georgia Tech	1.88
Earned Run Average (295 ranked)	19	1	1.92	UCLA	1.21	Virginia Tech	1.92
Fielding Percentage (295 ranked)	24	3	0.972	Oklahoma	0.987	Florida St.	0.976
Hit Batters (25 ranked)				UMass Lowell	6		
Home Runs per game (295 ranked)	3	1	1.71	Arizona	1.96	Virginia Tech	1.71
On Base Percentage (30 ranked)	13	2	0.415	Oklahoma	0.456	Florida St.	0.427
Scoring (295 ranked)	11	2	7.02	Oklahoma	8.00	Florida St.	7.12
Shutouts (241 ranked)	1	1	21	Virginia Tech	21	Virginia Tech	21
Slugging Percentage (295 ranked)	4	1	0.604	Oklahoma	0.670	Virginia Tech	0.604
Stolen Bases per Game (295 ranked)	86	6	1.21	Southeastern La.	4.43	North Carolina	2.09
Strikeout-to-Walk Ratio (295 ranked)	21	2	3.32	UCLA	6.44	Florida St.	3.46
Triples per Game (291 ranked)	150	7	0.15	Louisville	0.57	Louisville	0.57
WL Percentage (295 ranked)	10	2	0.833	Oklahoma	0.953	Florida St.	0.837



LAST FOUR BOX SCORES



2019 VT Softball #20 Virginia Tech at Charlotte (Game 2) Apr 17, 2019 at Charlotte, N.C. (Sue M. Daughtridge)



Virginia Tech 8 (39-6)

Charlotte 0 (12-30)

Player statistics for Virginia Tech vs Charlotte, including columns for ab, r, h, rbi, bb, so, po, a, lob.

Player statistics for Charlotte vs Virginia Tech, including columns for ab, r, h, rbi, bb, so, po, a, lob.

Score by Innings table for Virginia Tech vs Charlotte.

E - GRAY(20); OCKER(4). LOB - VT 4; Charlotte 7. 2B - E. Strouth(11); K. Bennett(7). HR - K. Bennett(13); G. Chavez(6). SH - DOTY(5). SB - E. Strouth(6). CS - ROCHELLE(2).

Virginia Tech batting averages by player.

Charlotte batting averages by player.

Win - C. Eberle (22-3). Loss - CANNON (3-11). Save - None. PB - VANNOY(6). Inherited runners/scored: None. Pitches/strikes: C. Eberle 79/47; CANNON 10/6; PACE 45/30; GREEN 11/8.

Umpires - HP: Rodney Graves 1B: Randy Burgess 3B: Scott Condry Start: 6:35 pm Time: 1:20 Attendance: 514 Weather: 73 Degrees | Partly Sunny



2019 VT Softball North Carolina at #20 Virginia Tech Apr 20, 2019 at Blacksburg, Va. (Tech Softball Park)



North Carolina 3 (28-14,14-5 ACC)

Virginia Tech 0 (39-7,16-3 ACC)

Player statistics for North Carolina vs Virginia Tech.

Player statistics for Virginia Tech vs North Carolina.

Score by Innings table for North Carolina vs Virginia Tech.

E - K. Bennett(6); M. Lawter(3). LOB - NC 6; Hokies 3. 2B - C. Nolan(9). HBP - Pickett,B. SB - Murray,L(21). CS - J. Bailey(4).

North Carolina batting averages by player.

Virginia Tech batting averages by player.

Win - Pickett,B (17-8). Loss - C. Eberle (22-4). Save - None. HBP - by C. Eberle (Pickett,B). Inherited runners/scored: None. Pitches/strikes: Pickett,B 83/58; C. Eberle 100/55.

Umpires - HP: Robert Guest 1B: Bob Thomas 3B: Liz Hammerschmidt Start: 12 PM Time: 1:32 Attendance: 501 Weather: 53* Clear, 6 MPH LF



2019 VT Softball North Carolina at #20 Virginia Tech (Game 1) Apr 21, 2019 at Blacksburg, Va. (Tech Softball Park)



North Carolina 0 (28-15,14-6 ACC)

Virginia Tech 5 (40-7,17-3 ACC)

Player statistics for North Carolina vs Virginia Tech.

Player statistics for Virginia Tech vs North Carolina.

Score by Innings table for North Carolina vs Virginia Tech.

E - M. Banks(3). LOB - Tar Heels 6; Hokies 6. HR - D. Trull(7); E. Strouth(11). HBP - George,H; A. Velazquez. SB - Murray,L(22); Thompson,S(9). CS - M. Banks(1).

North Carolina batting averages by player.

Virginia Tech batting averages by player.

Win - K. Rochard (18-3). Loss - Pickett,B (17-9). Save - None. HBP - by George,H (A. Velazquez); by K. Rochard (George,H). PB - M. Lawter(4). Inherited runners/scored: None. Pitches/strikes: Pickett,B 76/50; George,H 37/20; K. Rochard 110/70.

Umpires - HP: Bob Thomas 1B: Liz Hammerschmidt 3B: Robert Guest Start: 12 PM Time: 1:54 Attendance: Weather: 49* overcast, 3 MPH LF Pickett,B faced 1 batter in the 5th.



2019 VT Softball North Carolina at #20 Virginia Tech (Game 2) Apr 21, 2019 at Blacksburg, Va. (Tech Softball Park)



North Carolina 8 (29-15,15-6 ACC)

Virginia Tech 4 (40-8,17-4 ACC)

Player statistics for North Carolina vs Virginia Tech.

Player statistics for Virginia Tech vs North Carolina.

Score by Innings table for North Carolina vs Virginia Tech.

E - D. Trull(2); K. Bennett(7); C. Eberle(1). DP - Tar Heels 1. LOB - Tar Heels 5; Hokies 2. 2B - Goodman,Z(4); Godwin,L(3); J. Bailey; L. Duff(5). 3B - Ramsey,K(4). HR - Pickett,B(6); M. Lawter(9). HBP - Pickett,B; Dray,M. CS - Settlemyre,A(3).

North Carolina batting averages by player.

Virginia Tech batting averages by player.

Win - George,H (11-4). Loss - C. Eberle (22-5). Save - None. WP - George,H(2). HBP - by K. Rochard (Pickett,B); by K. Rochard (Dray,M). Inherited runners/scored: K. Rochard 2/2. Pitches/strikes: George,H 85/55; C. Eberle 61/40; K. Rochard 58/35.

Umpires - HP: Liz Hammerschmidt 1B: Robert Guest 3B: Bob Thomas Start: 2:25 PM Time: 1:55 Attendance: 245 Weather: 53* partly sunny, 2 MPH CF



SEASON STATS



2019 VT Softball Overall Statistics for Virginia Tech (as of Apr 21, 2019) (All games Sorted by Batting avg)



Record: 40-8 Home: 13-5 Away: 16-2 Neutral: 11-1 Conference: 17-4

Player	avg	gp-gs	ab	r	h	2b	3b	hr	rbi	tb	slg%	bb	hp	so	gdp	ob%	sf	sh	sb-att	po	a	e	fld%
2 Jayme Bailey	.416	45-43	113	38	47	12	1	6	15	79	.699	20	5	7	1	.518	1	2	1-5	253	8	3	.989
4 Darby Trull	.410	45-44	134	36	55	9	2	7	35	89	.664	17	1	17	0	.477	1	1	5-7	54	2	2	.966
14 Emma Strouth	.401	48-48	152	46	61	12	1	11	57	108	.711	13	2	8	2	.452	1	0	6-6	54	0	2	.964
8 Kelsey Bennett	.389	48-48	131	29	51	8	2	13	41	102	.779	20	3	12	0	.474	2	1	1-1	22	83	7	.938
28 Grace Chavez	.370	27-16	54	10	20	2	0	6	20	40	.741	10	0	11	1	.469	0	0	0-0	0	0	0	.000
9 Al Velazquez	.338	47-47	145	44	49	10	1	3	23	70	.483	21	3	16	0	.429	1	1	6-6	16	1	1	.944
18 Mackenzie Lawter	.295	36-36	88	21	26	2	0	9	25	55	.625	4	3	11	0	.340	2	0	3-3	210	16	3	.987
6 Lauren Duff	.292	26-21	65	9	19	5	0	3	12	33	.508	5	2	7	0	.361	0	0	0-0	100	5	1	.991
13 Caitlyn Nolan	.290	48-48	138	33	40	9	0	15	46	94	.681	21	2	16	0	.380	5	0	7-7	73	81	8	.951
16 Meredith Slaw	.259	29-14	54	6	14	3	0	4	15	29	.537	2	1	9	0	.298	0	0	0-0	17	1	0	1.000
29 Maddi Banks	.258	43-43	97	19	25	3	0	2	8	34	.351	7	0	30	1	.308	0	3	11-12	65	65	3	.977
20 Sierra Walton	.211	18-10	38	2	8	5	0	0	9	13	.342	4	0	7	0	.286	0	0	0-0	29	0	3	.906
11 Cana Davis	.189	22-11	37	6	7	2	0	0	1	9	.243	4	2	14	0	.302	0	0	0-1	1	0	0	1.000
10 Olivia Lattin	.545	3-3	11	5	6	0	0	1	2	9	.818	0	0	0	0	.545	0	0	0-0	0	5	0	1.000
21 Stacy Kalt	.500	26-0	4	11	2	0	0	1	1	5	1.250	1	0	1	0	.600	0	0	11-13	3	0	1	.750
0 Jada Crittendon	.500	10-0	2	2	1	0	0	0	0	1	.500	0	0	0	0	.500	0	0	1-1	0	0	0	.000
25 Carrie Eberle	.250	29-26	8	1	2	0	0	0	1	2	.250	1	0	2	0	.333	0	0	0-0	5	50	1	.982
19 Kinsey Johnson	.250	30-0	4	16	1	0	0	0	1	1	1.250	1	0	2	0	.400	0	0	4-4	1	0	0	1.000
12 Hannah Jones	.200	8-0	5	1	1	0	0	1	4	4	.800	3	0	2	0	.500	0	0	0-0	0	0	0	.000
5 Dani Hugney	.200	7-0	5	2	1	0	0	0	0	1	.200	0	0	1	0	.200	0	0	2-2	0	0	0	.000
31 Kayleigh Addington	.000	3-0	3	0	0	0	0	0	0	0	.000	0	0	0	1	.000	0	0	0-0	0	0	0	.000
3 Keely Rochard	.000	25-22	0	0	0	0	0	0	0	0	.000	0	0	0	0	.000	0	0	0-0	6	10	0	1.000
7 Keara Napoli	.000	4-0	0	0	0	0	0	0	0	0	.000	0	0	0	0	.000	0	0	0-0	0	0	0	.000
22 Mara Strum	.000	1-0	0	0	0	0	0	0	0	0	.000	0	0	0	0	.000	0	0	0-0	0	0	0	.000
Totals	.339	48	1288	337	436	82	7	82	316	778	.604	154	24	173	6	.415	13	8	58-68	909	327	35	.972
Opponents	.208	48	1133	115	236	44	6	15	108	337	.297	91	31	302	8	.284	4	5	26-33	869	287	42	.965

LOB - Team (281), Opp (240). DPs turned - Team (13), Opp (14). IBB - Team (0), Opp (1).

(All games Sorted by Earned run avg)

Player	era	w-l	app	gs	cg	sho	sv	ip	h	r	er	bb	so	2b	3b	hr	b/avg	wp	hp	bk	sfa	sha
3 Keely Rochard	1.68	18-3	25	22	18	11/1	2	129.1	73	37	31	36	164	18	1	10	.161	3	19	0	3	4
25 Carrie Eberle	1.77	22-5	29	26	20	8/2	0	169.2	152	62	43	44	136	22	5	5	.232	11	12	0	1	1
7 Keara Napoli	15.75	0-0	4	0	0	0/2	0	2.2	7	7	6	4	1	2	0	0	.500	1	0	0	0	0
22 Mara Strum	15.75	0-0	1	0	0	0/0	0	1.1	4	9	3	7	1	2	0	0	.444	0	0	0	0	0
Totals	1.92	40-8	48	48	38	21/2	2	303.0	236	115	83	91	302	44	6	15	.208	15	31	0	4	5
Opponents	7.20	8-40	48	48	10	2/0	0	289.2	436	337	298	154	173	82	7	82	.339	28	24	0	13	8

PB - Team (5), M. Lawter 4, L. Duff 1, Opp (8). SBA/ATT - M. Lawter (22-27), C. Eberle (18-24), K. Rochard (8-9), L. Duff (4-5).

Player	c	po	a	e	fld%	dp	sba	csb	sba%	pb	ci
16 Meredith Slaw	18	17	1	0	1.000	0	0	0	---	0	0
3 Keely Rochard	16	6	10	0	1.000	0	8	1	.889	0	0
10 Olivia Lattin	5	0	5	0	1.000	0	0	0	---	0	0
19 Kinsey Johnson	1	1	0	0	1.000	0	0	0	---	0	0
11 Cana Davis	1	1	0	0	1.000	0	0	0	---	0	0
6 Lauren Duff	106	100	5	1	.991	0	4	1	.800	1	0
2 Jayme Bailey	264	253	8	3	.989	11	0	0	---	0	0
18 Mackenzie Lawter	229	210	16	3	.987	0	22	5	.815	4	0
25 Carrie Eberle	56	5	50	1	.982	3	18	6	.750	0	0
29 Maddi Banks	133	65	65	3	.977	7	0	0	---	0	0
4 Darby Trull	58	54	2	2	.966	0	0	0	---	0	0
14 Emma Strouth	56	54	0	2	.964	0	0	0	---	0	0
13 Caitlyn Nolan	162	73	81	8	.951	6	0	0	---	0	0
9 Al Velazquez	18	16	1	1	.944	0	0	0	---	0	0
8 Kelsey Bennett	112	22	83	7	.938	4	0	0	---	0	0
20 Sierra Walton	32	29	0	3	.906	1	0	0	---	0	0
21 Stacy Kalt	4	3	0	1	.750	0	0	0	---	0	0
0 Jada Crittendon	0	0	0	0	.000	0	0	0	---	0	0
31 Kayleigh Addington	0	0	0	0	.000	0	0	0	---	0	0
28 Grace Chavez	0	0	0	0	.000	0	0	0	---	0	0
12 Hannah Jones	0	0	0	0	.000	0	0	0	---	0	0
7 Keara Napoli	0	0	0	0	.000	0	0	0	---	0	0
5 Dani Hugney	0	0	0	0	.000	0	0	0	---	0	0
22 Mara Strum	0	0	0	0	.000	0	0	0	---	0	0
Totals	1271	909	327	35	.972	13	26	7	.788	5	0
Opponents	1198	869	287	42	.965	14	58	10	.853	8	0



CONFERENCE STATS



2019 VT Softball
 Conference statistics for Virginia Tech (as of Apr 21, 2019)
 (Conference games only Sorted by Batting avg)



Record: 17-4 Home: 8-4 Away: 9-0 Conference: 17-4

Player	avg	gp-gs	ab	r	h	2b	3b	hr	rbi	tb	slg%	bb	hp	so	gdp	ob%	sf	sh	sb-att	po	a	e	fld%	
2 Jayme Bailey	.397	21-21	58	20	23	8	1	4	9	45	.776	12	1	5	1	.500	1	1	0-3	131	4	1	.993	
8 Kelsey Bennett	.379	21-21	58	12	22	4	2	5	21	45	.776	9	0	7	0	.449	2	0	0-0	12	47	3	.952	
4 Darby Trull	.354	21-21	65	15	23	3	1	3	14	37	.569	6	0	11	0	.403	1	0	2-2	21	1	1	.957	
14 Emma Strouth	.344	21-21	64	16	22	1	0	6	22	41	.641	8	1	6	1	.425	0	0	1-1	20	0	0	1.000	
28 Grace Chavez	.308	12-8	26	3	8	1	0	1	7	12	.462	5	0	8	1	.419	0	0	0-0	0	0	0	.000	
18 Mackenzie Lawter	.306	20-20	49	10	15	2	0	5	17	32	.653	2	1	5	0	.333	2	0	1-1	119	11	1	.992	
9 Al Velazquez	.288	21-21	66	20	19	4	0	3	10	32	.485	10	2	11	0	.397	0	0	3-3	6	0	1	.857	
29 Maddi Banks	.225	18-18	40	8	9	1	0	1	4	13	.325	1	0	17	0	.244	0	3	3-4	31	32	1	.984	
13 Caitlyn Nolan	.224	21-21	58	10	13	4	0	5	16	32	.552	8	2	10	0	.329	2	0	2-2	34	37	1	.986	
16 Meredith Slaw	.222	9-5	18	2	4	2	0	1	4	9	.500	1	0	3	0	.263	0	0	0-0	17	1	0	1.000	
6 Lauren Duff	.200	9-7	20	0	4	1	0	0	3	5	.250	2	0	4	0	.273	0	0	0-0	18	1	0	1.000	
20 Sierra Walton	.182	6-3	11	1	2	1	0	0	0	3	.273	1	0	5	0	.250	0	0	0-0	0	0	0	.000	

21 Stacy Kalt	1.000	10-0	1	5	1	0	0	1	1	4	4.000	0	0	0	0	1.000	0	0	4-5	0	0	0	.000	
25 Carrie Eberle	.167	14-12	6	0	1	0	0	0	0	1	.167	0	0	2	0	.167	0	0	0-0	3	24	1	.964	
11 Cana Davis	.111	8-2	9	2	1	0	0	0	0	1	.111	0	0	5	0	.111	0	0	0-0	0	0	0	.000	
31 Kayleigh Addington	.000	1-0	1	0	0	0	0	0	0	0	.000	0	0	0	0	.000	0	0	0-0	0	0	0	.000	
0 Jada Crittendon	.000	4-0	0	0	0	0	0	0	0	0	.000	0	0	0	0	.000	0	0	0-0	0	0	0	.000	
19 Kinsey Johnson	.000	17-0	0	11	0	0	0	0	0	0	.000	0	0	0	0	.000	0	0	1-1	0	0	0	.000	
3 Keely Rochard	.000	10-9	0	0	0	0	0	0	0	0	.000	0	0	0	0	.000	0	0	0-0	2	8	0	1.000	
Totals	.304	21	550	135	167	32	4	35	128	312	.567	65	7	99	3	.379	8	4	17-22	414	166	10	.983	
Opponents	.215	21	511	46	110	22	3	12	43	174	.341	37	17	136	4	.290	1	3	14-19	393	124	15	.972	

LOB - Team (106), Opp (109). DPs turned - Team (6), Opp (6). IBB - Team (0), Opp (1).

(Conference games only Sorted by Earned run avg)

Player	era	w-l	app	gs	cg	sho	sv	ip	h	r	er	bb	so	2b	3b	hr	b/avg	wp	hp	bk	sfa	sha
25 Carrie Eberle	1.89	10-3	14	12	11	4/0	0	85.1	72	28	23	21	68	12	3	4	.225	4	8	0	0	0
3 Keely Rochard	2.26	7-1	10	9	7	4/0	0	52.2	38	18	17	16	68	10	0	8	.199	1	9	0	1	3
Totals	2.03	17-4	21	21	18	8/0	0	138.0	110	46	40	37	136	22	3	12	.215	5	17	0	1	3
Opponents	6.31	4-17	21	21	8	1/0	0	131.0	167	135	118	65	99	32	4	35	.304	16	7	0	8	4

Player	c	po	a	e	fld%	dp	sba	csb	sba%	pb	ci
14 Emma Strouth	20	20	0	0	1.000	0	0	0	---	0	0
6 Lauren Duff	19	18	1	0	1.000	0	1	1	.500	0	0
16 Meredith Slaw	18	17	1	0	1.000	0	0	0	---	0	0
3 Keely Rochard	10	2	8	0	1.000	0	5	1	.833	0	0
2 Jayme Bailey	136	131	4	1	.993	6	0	0	---	0	0
18 Mackenzie Lawter	131	119	11	1	.992	0	13	4	.765	3	0
13 Caitlyn Nolan	72	34	37	1	.986	3	0	0	---	0	0
29 Maddi Banks	64	31	32	1	.984	3	0	0	---	0	0
25 Carrie Eberle	28	3	24	1	.964	2	9	4	.692	0	0
4 Darby Trull	23	21	1	1	.957	0	0	0	---	0	0
8 Kelsey Bennett	62	12	47	3	.952	2	0	0	---	0	0
9 Al Velazquez	7	6	0	1	.857	0	0	0	---	0	0
19 Kinsey Johnson	0	0	0	0	.000	0	0	0	---	0	0
31 Kayleigh Addington	0	0	0	0	.000	0	0	0	---	0	0
20 Sierra Walton	0	0	0	0	.000	0	0	0	---	0	0
28 Grace Chavez	0	0	0	0	.000	0	0	0	---	0	0
0 Jada Crittendon	0	0	0	0	.000	0	0	0	---	0	0
21 Stacy Kalt	0	0	0	0	.000	0	0	0	---	0	0
11 Cana Davis	0	0	0	0	.000	0	0	0	---	0	0
Totals	590	414	166	10	.983	6	14	5	.737	3	0
Opponents	532	393	124	15	.972	6	17	5	.773	3	0





00
Jada CRITTENDON
OF | 5-1 | r-Fr.
Norfolk, Va.
Jay-duh



2
Jayme BAILEY
U | 5-5 | Fr.
Scott Depot, W.Va.
JAY-me



3
Keely ROCHARD
P | 5-8 | So.
Williamsburg, Va.
KEY-lee row-SHARD



4
Darby TRULL
OF | 5-3 | So.
Fort Mill, S.C.



5
Dani HUGNEY
IF | 5-4 | Jr.
Fairfax Station, Va.
HUGH-gknee



6
Lauren DUFF
C | 5-8 | Sr.
Chesapeake, Va.



7
Keara NAPOLI
P | 5-6 | So.
Alpharetta, Ga.
KEER-uh



8
Kelsey BENNETT
U | 5-5 | Fr.
Jefferson, Ga.



9
AI VELAZQUEZ
OF | 5-5 | So.
Aurora, Colo.
Vuh-LAZ-kez



10
Olivia LATTIN
2B | 5-6 | Sr.
Kingston, N.Y.



11
Cana DAVIS
OF | 5-9 | So.
Harrisonburg, Va.
KAY-nuh



13
Caitlyn NOLAN
SS | 5-7 | Sr.
Bennettsville, S.C.



14
Emma STROUTH
OF | 5-7 | Sr.
Julian, N.C.
StrOWth



16
Meredith SLAW
1B | 5-11 | Fr.
Warsaw, Va.



18
Mackenzie LAWTER
C | 5-5 | So.
South Boston, Va.



19
Kinsey JOHNSON
OF | 5-9 | Sr.
Highland, Md.



20
Sierra WALTON
C | 5-7 | Sr.
Des Moines, Iowa
See-AIR-uh



21
Stacy KALT
U | 5-6 | Fr.
Fallon, Nev.



22
Mara STRUM
P | 6-1 | Fr.
Vinton, Va.
Mare-uh



25
Carrie EBERLE
P | 6-0 | Jr.
Charlotte, N.C.
Eb-er-lee



28
Grace CHAVEZ
C/1B | 5-9 | Fr.
Las Vegas, Nev.
SHAW-vez



29
Maddi BANKS
IF | 5-6 | Fr.
Bettendorf, Iowa



31
Kayleigh ADDINGTON
U | 5-7 | So.
Lexington, Va.



Pete D'AMOUR
Head Coach
1st Season
Duh-More



Kirin KUMAR
Assistant Coach
1st Season
Kier-in



Doug GILLIS
Assistant Coach
1st Season



Matt GUEMMER
Volunteer Assistant Coach
1st Season
Gim-mer



Sami FAGAN
Coordinator, Player Development
1st Season



Whitney DAVIS SHOWALTER
Director of Operations
5th Season

