



HOKIES®

2019 Virginia Tech Softball Game Notes

#ThisIsHome

April 19-20 | Games 46-48
Tech Softball Park | Blacksburg, Va.

INFORMATION

No. 21/20 Virginia Tech
Hokies



Record.....39-6, 16-2 ACC
All-Time Series.....UNC leads 30-15
Head Coach.....Pete D'Amour
Record at School (Years).....39-6 (1st)

North Carolina



Tar Heels

Record.....27-14, 13-5 ACC
Series Under Papa.....UNC leads 30-15
Head Coach.....Donna J. Papa
Record at School (Years) ... 1,284-718-5 (34th)

NUMBERS TO KNOW

1

• For the first time in school history, a Hokie threw a perfect game against a ranked opponent, as Keely Rochard did it vs. No. 20/17 JMU.

2

• The long ball has been a common theme for the Hokies, hitting 79 on the year, the second-most in the country, trailing No. 7/5 Arizona's 81.

6

• Winners of six ACC series, Tech has tied the second-most ever in program history set in 2008. The 2007 team won all seven.

PROJECTED LINEUP

#	Name	BA	H	R	RBI	HR
2	Jayme Bailey (1B)	.415	44	37	15	6
4	Darby Trull (CF)	.416	52	34	34	6
13	Caitlyn Nolan (SS)	.300	39	33	46	15
14	Emma Strouth (LF)	.414	60	44	55	10
8	Kelsey Bennett (3B)	.410	50	29	40	13
9	Al Velazquez (RF)	.348	48	43	23	3
28	Grace Chavez (DP)	.392	20	10	20	6
18	Mackenzie Lawter (C)	.300	24	19	23	8
29	Maddi Banks (2B)	.253	23	19	7	2
		ERA	IP	K	BB	WL
25	Carrie Eberle (P)	1.58	159.1	129	41	22-3

BASE TO BASE

- The team with the best conference record in the ACC, No. 21/20 Virginia Tech softball, and the second-best record, North Carolina, will go at it this weekend at Tech Softball Park, starting on Friday in a three-game series.
- The two clubs are first and second in the Coastal Division, with a pivotal matchup ahead, which will give the series winner a leg up in clinching the division.
- The all-time series between the two schools stands at 30-15 in favor of the UNC The Hokies have lost 10 of their last 11 games to UNC.
- Keely Rochard won three national player/pitcher of the week awards on Tuesday, following her retiring 36 of her 37 batters faced.

WHO TO WATCH



• Third baseman Kelsey Bennett is coming off hitting two home runs at Charlotte. (More on page 3).

• Her first one, a solo shot to right center, broke the freshman home run record at Tech for most in a season.

• First baseman Jayme Bailey has been on a tear as of late, getting at least one hit in 18 of her last 20 games.

• Bailey, like Bennett, is one of only five Power Five freshmen to bat north of .400, owning a .415 clip.



LAST TIME OUT

- Tech won both games in a doubleheader in the Queen City, taking down Charlotte (12-30, 3-12 C-USA) 9-1 and 8-0 in five innings.
- Third baseman Kelsey Bennett had four hits in the two games combined, while first baseman Jayme Bailey and outfielder Darby Trull finished with three hits apiece.
- In the circle, Keely Rochard (17-3) and Carrie Eberle (22-3) each picked up a win, including Eberle with the four-hit shutout.

2019 Schedule

FEBRUARY

8	vs. (RV/RV) WICHITA STATE ¹	CHARLESTON, S.C.	W, 11-3 [5]
8	vs. CENTRAL MICHIGAN ¹	CHARLESTON, S.C.	W, 6-0
9	vs. PURDUE ¹	CHARLESTON, S.C.	W, 7-4
9	AT COLLEGE OF CHARLESTON ¹	CHARLESTON, S.C.	W, 13-0 [5]
10	vs. PURDUE ¹	CHARLESTON, S.C.	W, 5-0
16	vs. DETROIT MERCY ²	CHARLESTON, S.C.	W, 13-0 [5]
16	AT CHARLESTON SOUTHERN ²	CHARLESTON, S.C.	W, 4-0
17	vs. ETSU ²	CHARLESTON, S.C.	W, 8-3
17	AT CHARLESTON SOUTHERN ²	CHARLESTON, S.C.	W, 10-0
22	vs. --/(RV) TEXAS STATE ³	TAMPA, FLA.	L, 17-5 [5]
22	AT USF ³	TAMPA, FLA.	L, 7-2
23	vs. GEORGIA STATE ³	TAMPA, FLA.	W, 6-0
23	vs. --/(RV) TEXAS STATE ³	TAMPA, FLA.	W, 10-0 [5]
24	vs. GEORGIA STATE ³	TAMPA, FLA.	W, 5-1
27	AT RADFORD	RADFORD, VA.	W, 10-0 [5]

MARCH

1	AT No. 8/8 GEORGIA ⁴	ATHENS, GA.	W, 7-6 [8]
2	vs. UAB ⁴	ATHENS, GA.	W, 8-6
2	AT No. 8/8 GEORGIA ⁴	ATHENS, GA.	L, 8-0 [5]
3	vs. UAB ⁴	ATHENS, GA.	W, 4-1
9	GEORGIA TECH* (DH)	BLACKSBURG, VA.	W, 5-1
10	GEORGIA TECH* (DH)	BLACKSBURG, VA.	L, 10-7 W, 5-4
15	AT NC STATE* (DH)	RALEIGH, N.C.	W, 4-2
16	AT NC STATE* (DH)	RALEIGH, N.C.	W, 12-1
17	AT NC STATE* (DH)	RALEIGH, N.C.	W, 1-0
19	BINGHAMTON (DH)	BLACKSBURG, VA.	W, 12-0 [5] W, 9-1 [5]
20	LIPSCOMB	BLACKSBURG, VA.	W, 9-7
22	AT PITT* (DH)	PITTSBURGH, PA.	W, 18-0 [5]
23	AT PITT* (DH)	PITTSBURGH, PA.	W, 9-1
24	AT PITT* (DH)	PITTSBURGH, PA.	W, 10-2
27	RADFORD	BLACKSBURG, VA.	W, 8-0 [5]
29	LOUISVILLE*	BLACKSBURG, VA.	L, 7-5
30	LOUISVILLE*	BLACKSBURG, VA.	W, 10-1 [5]
31	LOUISVILLE*	BLACKSBURG, VA.	W, 13-5 [6]

APRIL

6	AT DUKE* (DH)	DURHAM, N.C.	W, 3-0 W, 6-0
7	AT DUKE*	DURHAM, N.C.	W, 2-1
10	No. 20/17 JMU (DH)	BLACKSBURG, VA.	L, 3-1 W, 12-0 [5]
12	VIRGINIA*	BLACKSBURG, VA.	W, 8-0 [5]
13	VIRGINIA* (DH)	BLACKSBURG, VA.	W, 1-0 W, 7-0
17	AT CHARLOTTE (DH)	CHARLOTTE, N.C.	W 9-1 W 8-0 [5]
19	NORTH CAROLINA* (DH)	BLACKSBURG, VA.	4 & 6 P.M.
20	NORTH CAROLINA*	BLACKSBURG, VA.	1 P.M.
26	AT BOSTON COLLEGE*	CHESTNUT HILL, MASS.	6 P.M.
27	AT BOSTON COLLEGE*	CHESTNUT HILL, MASS.	1 P.M.
28	AT BOSTON COLLEGE*	CHESTNUT HILL, MASS.	NOON
30	LONGWOOD (DH)	BLACKSBURG, VA.	4 & 6 P.M.

MAY

4	WESTERN CAROLINA (DH)	BLACKSBURG, VA.	NOON & 2 P.M.
8-11	ACC CHAMPIONSHIP	TALLAHASSEE, FLA.	TBA

CAPS = HOME | AT = ROAD | VS. = NEUTRAL SITE | * = ACC CONFERENCE GAME | DH = DOUBLEHEADER

ALL TIMES EASTERN

1 COUGAR CLASSIC | 2 WINGATE BY WYNDHAM INVITE | 3 USF-RAWLINGS INVITATIONAL | 4 BULLDOG CLASSIC

RANKINGS = USA TODAY/NFCA COACHES' POLL / ESPN.COM/USA SOFTBALL TOP 25

VIRGINIA TECH CONTACT

Lance Dozier
Assistant Director, Strategic Communications
Phone: (507) 993-1898
Email: lance17@vt.edu

SOCIAL



@HokiesSoftball



@HokiesSoftball



/HokieSoftball



@HokieSports



NFCA Week 10 Top 25 Poll

April 16 | *Opponents in italics*

Team (1st place)	Record	Points	Last
1 Oklahoma (22)	38-2	790	2
2 UCLA (10)	37-2	773	1
3 Washington	35-6	722	4
4 Florida State	38-5	695	3
5 Alabama	41-4	688	5
6 Florida	36-9	609	6
7 Arizona	35-7	600	8
8 Tennessee	32-8	564	9
9 LSU	36-9	560	7
10 Louisiana	37-4	524	10
11 Texas	35-9	477	11
12 Texas Tech	33-8	371	15
13 Oklahoma State	32-11	368	14
14 Auburn	33-10	353	12
15 South Carolina	31-12	350	16
16 <i>Georgia</i>	30-13	330	13
17 Ole Miss	30-11	290	17
18 Minnesota	29-10	248	19
19 Arkansas	31-14	241	18
20 <i>JMU</i>	31-7	211	20
21 Virginia Tech	37-6	163	22
22 Michigan	29-11	132	21
23 Northwestern	33-7	118	
24 Kentucky	26-17	94	23
25 Colorado State	31-6	36	

Receiving Votes: Stanford (28), Boise State (19), Arizona State (17), Wisconsin (16), Missouri (5), Indiana (3), Mississippi State (2), Drake (1), Louisville (1), Tulsa (1)

USA Softball Week 10 Top 25 Poll

April 16 | *Opponents in italics*

Team (1st place)	Record	Points	Last
1 Oklahoma (10)	38-2	487	2
2 UCLA (9)	37-2	486	1
3 Washington	35-6	448	4
4 Florida State	38-5	419	3
5 Arizona	35-7	406	6
6 LSU	36-9	397	5
7 Alabama	41-4	394	7
8 Tennessee	32-8	361	8
9 Florida	36-9	333	9
10 Texas	35-9	305	11
11 Louisiana	37-4	299	10
12 Minnesota	29-10	274	13
13 Oklahoma State	32-11	227	14
14 Auburn	33-10	208	12
15 Texas Tech	33-8	198	16
16 Ole Miss	30-13	187	15
17 <i>JMU</i>	31-7	174	17
18 Northwestern	33-7	169	21
19 Michigan	29-11	166	18
20 Virginia Tech	37-6	149	20
21 South Carolina	31-12	116	22
22 Georgia	30-13	66	19
23 Kentucky	26-17	56	24
24 Stanford	30-7	54	25
25 Arkansas	31-14	37	RV

Receiving Votes: South Florida (21), Boise State (18), Arizona State (16), Wisconsin (11), Tulsa (8), Louisville (6), Missouri (2), Drake (1), USC Upstate (1)

QUICK FACTS

University NameVirginia Tech
LocationBlacksburg, Va.
Founded1872
Enrollment34,440
PresidentDr. Timothy Sands
Director of AthleticsWhit Babcock
NicknameHokies
MascotHokie Bird
ColorsChicago Maroon and Burnt Orange
AffiliationNCAA Division I
ConferenceAtlantic Coast

2018 INFORMATION, 2019 PREVIEW

Overall Record23-30
ACC Record7-14 (10th)
Starters Returning6
Letterwinners Returning/Lost13/10
Newcomers9
Home FieldTech Softball Park
Capacity1,024

No.	Name	Pos.	Ht.	Yr.	Hometown/High School/Last School
00	Jada Crittendon	OF	5-1	R-Fr.	Norfolk, Va. / Granby
2	Jayme Bailey	U	5-5	Fr.	Scott Depot, W.Va. / Hurricane
3	Keely Rochard	P	5-8	So.	Williamsburg, Va. / Warhill
4	Darby Trull	OF	5-3	So.	Fort Mill, S.C. / Nation Ford
5	Dani Hugney	IF	5-4	Jr.	Fairfax Station, Va. / Robinson Secondary School
6	Lauren Duff	C	5-8	Sr.	Chesapeake, Va. / Hickory
7	Keara Napoli	P	5-6	So.	Alpharetta, Ga. / Cambridge / Georgia
8	Kelsey Bennett	IF	5-5	Fr.	Jefferson, Ga. / Buford
9	Al Velazquez	OF	5-5	So.	Aurora, Colo. / Chanhassen / Minnesota
10	Olivia Lattin	IF	5-6	Sr.	Kingston, N.Y. / Kingston
11	Cana Davis	OF	5-9	So.	Harrisonburg, Va. / Turner Ashby
13	Caitlyn Nolan	IF	5-7	Sr.	Bennettsville, S.C. / Marlboro County
14	Emma Strouth	OF	5-7	Sr.	Julian, N.C. / Southeast Guilford
16	Meredith Slaw	IF	5-11	Fr.	Warsaw, Va. / Rappahannock
18	Mackenzie Lawter	C	5-5	So.	South Boston, Va. / Halifax County
19	Kinsey Johnson	OF	5-9	Sr.	Highland, Md. / River Hill
20	Sierra Walton	C/IF	5-7	Sr.	Des Moines, Iowa / Dowling Catholic/Indian Hills CC
21	Stacy Kalt	U	5-6	Fr.	Fallon, Nev. / Churchill
22	Mara Strum	P	6-1	Fr.	Vinton, Va. / William Byrd
25	Carrie Eberle	P	6-0	Jr.	Charlotte, N.C. / Charlotte Catholic
28	Grace Chavez	C	5-9	Fr.	Las Vegas, Nev. / West Career and Technical Academy
29	Maddi Banks	U	5-6	Fr.	Bettendorf, Iowa / Bettendorf
31	Kayleigh Addington	C	5-7	So.	Lexington, Va. / Rockbridge

Softball Staff:

- Head Coach:** Pete D'Amour (First season)
- Assistant Coach:** Kirin Kumar (First season)
- Assistant Coach:** Doug Gillis (First season)
- Volunteer Assistant Coach:** Matt Guemmer (First season)
- Coordinator of Player Development:** Sami Fagan (First season)
- Director of Operations:** Whitney Davis Showalter (Fifth season)
- Recruiting Assistant:** Lexi Denny (Second season)

Pronunciations:

- Jada Crittendon: Jay-duh
- Jayme Bailey: JAY-me
- Keely Rochard: KEY-lee row-SHARD
- Dani Hugney: HUGH-gknee
- Keara Napoli: KEER-uh
- Cana Davis: KAY-nuh
- Emma Strouth: StrOWth
- Sierra Walton: See-AIR-uh
- Mara Strum: Mare-uh
- Carrie Eberle: Eb-er-lee
- Grace Chavez: SHAW-vez
- Al Velazquez: Vuh-LAZ-kez
- Pete D'Amour: Duh-More
- Kirin Kumar: Kier-in
- Matt Guemmer: Gim-mer





ACC Standings

Atlantic

Team	Overall	ACC	Pct.
1. No. 4/4 Florida State	38-8	10-5	.826
2. Notre Dame	26-15	9-6	.634
3. Louisville	28-14	8-7	.667
4. Syracuse	17-23	7-8	.425
5. NC State	23-21	4-11	.523
Boston College	14-25	4-11	.359

Coastal

1. No. 21/20 Virginia Tech	39-6	16-2	.867
2. North Carolina	27-14	13-5	.659
3. Duke	23-25	10-8	.479
4. Georgia Tech	27-20	8-7	.574
5. Virginia	17-25	5-13	.405
6. Pitt	7-36	2-13	.163

Preseason ACC Coaches' Poll

1. Florida State (121 points, 11 first-place votes)
2. Notre Dame (102 points)
3. North Carolina (95 points)
4. Pitt (88 points)
5. Louisville (75 points)
6. Duke (69 points)
7. Georgia Tech (55 points)
8. Syracuse (51 points)
9. Boston College (47 points)
- 10. Virginia Tech (41 points, 1 first-place vote)**
11. NC State (29 points)
12. Virginia (19 points)

ACC Preseason All-Conference

- Raine Wilson, JR, IF, Duke
- Carsyn Gordon, SR, IF, Florida State
- Sydney Sherrill, SO, IF, Florida State
- Sidney Melton, SR, IF, Louisville
- Olivia Gray, SR, IF, Pitt
- Zoe Casas, SR, OF, Florida State
- Kiani Ramsey, SR, OF, North Carolina
- Bryce Holmgren, SR, OF, Syracuse
- Abby Sweet, SO, OF, Notre Dame
- Meghan King, SR, P, Florida State
- Brittany Pickett, JR, P, North Carolina
- Alexa Romero, JR, P, Syracuse

Carrie Eberle, JR, P, Virginia Tech

- Anna Shelnutt, JR, C, Florida State
- Megan Hensley, SR, DP, Louisville

GREENSBORO, N.C. – Reigning national champion Florida State led all ACC teams with five selections to the inaugural Preseason All-ACC Softball Team and was chosen as the favorite in a vote of the league's 12 head coaches.

The Seminoles have won five straight ACC Softball Championships, and received all 11 possible first-place votes, as coaches were not allowed to vote for their own teams.

Louisville, North Carolina and Syracuse have two representatives each on the preseason team, with Duke, Notre Dame, Pitt and Virginia Tech earning one selection each.

The preseason squad includes nine members named 2018 First Team All-ACC, and five named Second Team All-ACC last year.

DIAPER DANDIES

- Kelsey Bennett and Jayme Bailey were named to the Schutt Sports/NFCA National Freshman of the Year Top 25 list, becoming the first-ever Hokies to make the list
- With two Hokies making the list, they are one of only two schools to boast two players (UCLA).

HOKIES ROLL AGAINST WAHOOS

- Tech blanked in-state rival Virginia in all three games of the series last weekend, clinching a point in the Commonwealth.
- It marked the second straight year that the Hokies swept the Cavaliers and the first time ever holding an opponent scoreless in a three-game series.

ROCHARD SPINS PERFECT GAME

- After taking a loss to then-No. 8/8 Georgia in March, pitcher Keely Rochard got another chance in the circle versus a ranked team and did not disappoint.
- Rochard, who was quoted after the game saying she wanted another shot versus a top opponent, put together her best game yet against No. 20/17 JMU in Blacksburg.
- The righty finished with 60 pitches in five innings of work, getting her 15 outs by nine pop ups, two grounders and four Ks.
- It marked the seventh perfect game in program history and first since Jasmine Harrell's on May 1, 2012, in a 9-0 win over Liberty in five innings.

JOINING ELITE COMPANY

- Pitcher Keely Rochard became just the fifth Hokie to pitch a perfect game, joining Angela Tincher (2), Ashlee Dobbe (2), Katie Maynard (1) and Jasmine Harrell (1).
- It also marked Rochard's third no-hit game of the season, as she threw two no-nos in February.
- Her three no-nos make her one of only five players in school history to have three or more no-hitters, joining Angela Tincher (14), Ashlee Dobbe (8), Clarisa Crowell (4) and Kelly Heinz (3).

NOT IN OUR HOUSE

- The win over nationally-ranked JMU on Wednesday marked the first time Tech has won at home versus a top-25 team since April 6, 2016, which was ironically versus JMU.
- The last time Tech played in a game when both teams were ranked and won at home was on April 26, 2008, against No. 14 North Carolina. It also marked Coach D'Amour's first ranked win at TSP.
- It was Tech's 18th win at home against a ranked team.

RUN-RULIN' THE BEST

- Before Wednesday's 12-0 [5] victory over No. 20/17 JMU, the last time Tech run-ruled a ranked team takes you all the way back to April 1, 2007, when it defeated No. 24 NC State 8-0 [5].
- But that was the only time previously in history that's happened, making the JMU accomplishment just the second time in school history.

ON THE COVER OF LETHAL WEAPON

- Third baseman Kelsey Bennett hit back-to-back home runs against [RV] Texas State on Feb. 23, accomplishing the feat in the third and fifth frames.
- The Georgia native became the first Hokie to do so since March 10, 2017, when Breanna Davenport did it versus No. 1 Florida State.
- Bennett also was the first freshman to hit two homers in the same game since April 30, 2016, when Lauren Duff did it against rival Virginia. It marked the ninth time a freshman had ever hit two out of the park in the same contest.
- To top Bennett, Mackenzie Lawter hit back-to-back in the same inning, knocking two out in the second frame versus Binghamton on March 19.
- And three weeks later, catcher Lauren Duff hit consecutive homers in the first and third innings against No. 20/17 JMU. It actually marked her third time hitting two dingers in a game and her first since Feb. 26, 2017, versus Seton Hall.

AFTER SIX A LOCK

- After losing to No. 20/17 JMU on Wednesday in the first game of a doubleheader 3-1, it marked the first time Tech had blown a lead late in a game all year.
- Coming into Wednesday, the Hokies were a perfect 20-0 when leading after six innings of action.
- Even more impressive is Pete D'Amour's head coaching record when leading after six. He's 79-3, making that only his third game to slip away like that, losing two in that fashion at Kennesaw State.

A WIN WOULD

- A series win for the Hokies would clinch the Coastal Division, marking their first time ever winning it.
- With that, it would clinch either the one or two seed in the ACC Championship in Tallahassee.
- Tie Tech's school record of winning seven ACC series in a season (2007).

ALMOST THERE

- Outfielder Emma Strouth has a good chance to break the school record for RBIs in a season this weekend, with just being three shy.
- The senior currently has 48, which is 29 more than last year's leader, and is sitting tied at No. 4 all time.
- She also is on a 15-game reached base streak, the longest on the team heading into this weekend.

Name	RBI	BA	HR	SLG	YR
Emma Strouth	55	.414	10	.717	2019
Megan Evans	50	.328	16	.631	2005
Katey Smith	49	.317	9	.569	2014
Kristen Froehlich	49	.280	7	.503	2011
Ali Verbage	48	.372	8	.596	1998

GOOD THINGS COME TO AN END

- Outfielder Al Velazquez put quite a streak together, 23 games in a row reaching base, but it was snapped this past Sunday at Duke.
- The streak, which dated all the way back to Feb. 27 against Radford, was the longest by a Hokie this year and set a career high for the sophomore.
- Her hitting streak during that time span got up to 10 games.



MISCELLANEOUS

Multiple Hit Games	2	3	4	5+	Total
14 Emma Strouth	13	5	-	-	18
4 Darby Trull	9	4	2	-	15
8 Kelsey Bennett	12	2	-	-	14
9 Al Velazquez	12	1	-	-	13
2 Jayme Bailey	12	1	-	-	13
13 Caitlyn Nolan	10	2	-	-	12
29 Maddi Banks	4	1	-	-	5
18 Mackenzie Lawter	2	2	-	-	4
6 Lauren Duff	4	-	-	-	4
28 Grace Chavez	3	-	-	-	3
10 Olivia Lattin	1	1	-	-	2
16 Meredith Slaw	1	-	-	-	1
20 Sierra Walton	1	-	-	-	1
TEAM	84	19	2	0	105

Hitting Streaks	Longest	Current
28 Grace Chavez	11	2
14 Emma Strouth	10	1
9 Al Velazquez	10	1
4 Darby Trull	9	2
8 Kelsey Bennett	8	6
13 Caitlyn Nolan	7	-
2 Jayme Bailey	7	3
6 Lauren Duff	6	2
18 Mackenzie Lawter	5	4
11 Cana Davis	4	-
16 Meredith Slaw	4	-
10 Olivia Lattin	3	3
20 Sierra Walton	3	-
29 Maddi Banks	3	-
25 Carrie Eberle	2	-
12 Hannah Jones	1	-
19 Kinsey Johnson	1	-
5 Dani Hugney	1	-
21 Stacy Kalt	1	1
0 Jada Crittendon	1	-

Multiple RBI Games	2	3	4	5+	Total
14 Emma Strouth	11	1	5	-	17
13 Caitlyn Nolan	5	5	2	-	12
8 Kelsey Bennett	6	4	2	-	12
4 Darby Trull	5	5	-	-	10
9 Al Velazquez	2	2	1	-	5
16 Meredith Slaw	4	1	-	-	5
18 Mackenzie Lawter	2	1	1	1	5
28 Grace Chavez	4	1	-	-	5
2 Jayme Bailey	4	-	-	-	4
20 Sierra Walton	3	-	-	-	3
6 Lauren Duff	-	1	-	-	1
29 Maddi Banks	1	-	-	-	1
12 Hannah Jones	-	1	-	-	1
TEAM	47	22	11	1	81

Reached Base Streaks	Longest	Current
9 Al Velazquez	23	1
14 Emma Strouth	18	1
4 Darby Trull	14	2
2 Jayme Bailey	14	3
28 Grace Chavez	13	2
8 Kelsey Bennett	11	7
13 Caitlyn Nolan	10	-
6 Lauren Duff	9	4
18 Mackenzie Lawter	8	4
20 Sierra Walton	5	-
11 Cana Davis	5	1
29 Maddi Banks	5	-
16 Meredith Slaw	4	-
10 Olivia Lattin	3	3
25 Carrie Eberle	2	-
19 Kinsey Johnson	2	-
21 Stacy Kalt	2	1
12 Hannah Jones	2	-
0 Jada Crittendon	1	-
5 Dani Hugney	1	-



HOKIES IN THE POLLS

	NFCA	USA Softball	Softball America	Fastpitch News	College Sports Madness
P	RV	-	-	-	-
W1	RV	-	-	-	-
W2	RV	25	-	-	-
W3	RV	-	-	-	-
W4	RV	-	24	24	-
W5	RV	25	-	23	25
W6	RV	24	23	24	23
W7	24	19	20	18	22
W8	24	T20	19	21	21
W9	22	20	18	22	21
W10	21	20	17	21	20
W11	-	-	-	-	-
W12	-	-	-	-	-
W13	-	-	-	-	-
W14	-	-	-	-	-
W15	-	-	-	-	-
Final	-	-	-	-	-

THERE IT IS

- Catcher Mackenzie Lawter came into this past weekend with 25 starts behind the dish and had yet to throw out a runner trying to steal.
- With being 0 for 18 on catching runners, granted, different situations made it first and third so there would be no throw, so it's somewhat misleading of her arm talent, Lawter got her first runner at second on at Duke.

SAY IT AIN'T SO

- The school record at Tech for consecutive games played without an error was six, which was set Feb. 28-March 8, 2007.
- After their series at Duke, the record fell with the Hokies playing nine straight errorless games before making one on the series finale. Tech went 8-1 during that stretch.

TECH IN THE POLLS

- Tech finds itself No. 21 in the USA Today/NFCA Top 25 after moving up one spot from last week, while staying in the same spot at No. 20 in the ESPN.com/USA Softball Top 25.
- The Hokies moved up one spot to No. 17 in Softball America, moved up one spot to No. 21 in Fastpitch News and moved up one spot at No. 20 College Sports Madness. (More on page 4, bottom left corner)
- No. 19 is the highest Tech has been this year in USA Softball's poll, which was two weeks ago. The last time Tech was as high as No. 19 in the poll was on March 20, 2013.

FRESHMEN PHENOMS

- Not too many freshmen across the nation can hit over .300 their first season at the college level, let alone .400. But Kelsey Bennett and Jayme Bailey are one of the few who are hitting north of .400.
- The pair one of only 12 freshmen in Division I with a batting clip of .400 or better, including one of just five rookies in the Power Five.

Name	Pos.	Games	At-bats	Hits	BA
Kelli Godin (UCLA)	OF	37	82	39	.476
Grace Green (Oklahoma)	IF	41	105	45	.429
Jayme Bailey (VT)	U	42	106	44	.415
Kelsey Bennett (VT)	3B	45	122	50	.410
Lexi Blair (Michigan)	OF	41	136	55	.404

CLOSE ONES

- Coach Pete D'Amour has a knack for winning close games and has put that on display since his arrival to Blacksburg.
- D'Amour owns a 26-14 record in one-run games and is 5-0 this year, including a 1-0 victory over Virginia in the second game of the series.

ONE-TWO PUNCH

- Pitchers Carrie Eberle (22-3) and Keely Rochard (17-3) have put some work in the circle, as the two are the only pitchers to have 17 or more wins on the same team in the nation.

WHEN THE BIG DOGS SHOW UP

- Tech has had its fair share of ranked opponents come through Tech Softball Park, with 49 games taking place.
- The Hokies are 18-33 (.353) in those games and are 5-7 (.417) when Tech is ranked, too.
- Before Wednesday night, the last time Tech was ranked and beat a ranked team at home was on April 26, 2008, when it took down No. 14 North Carolina 5-2 [10] when the Hokies were ranked No. 18.
- Tech's last six wins at home versus ranked opponents are below in chronological order.

Date	Opp.	Score	Tech Ranked
April 10, 2019	No. 20/17 JMU	W, 12-0 [5]	No. 22/20
April 6, 2016	No. 6 JMU	W, 2-1	NR
March 15, 2014	No. 22 Notre Dame	W, 5-4	NR
March 15, 2014	No. 22 Notre Dame	W, 3-2	NR
April 6, 2012	No. 21 Florida State	W, 11-5 [6]	NR
April 9, 2011	No. 25 Georgia Tech	W, 4-2	NR

ON THE OFFENSIVE

- Outfielder Darby Trull has the fourth-best batting average in the ACC with a .416 clip.
- She is joined by outfielder first baseman Jayme Bailey (.415, 5th), outfielder Emma Strouth (.414, 6th) and third baseman Kelsey Bennett (.410, 7th) in the top 10 of the league.
- Strouth leads the ACC in RBIs on the year, racking up a school-record 55. Shortstop Caitlyn Nolan isn't far behind, owning the third most in the league with 43.

SHUFFLE AND FOLD

- The Hokies dealt a pretty good hand to the Cards two weekends ago, winning the series over Louisville, 2-1, and outscoring the Cards 28-13 in Blacksburg.
- The two wins for Tech were run-rules, marking only the second time in school history the Hokies have run-ruled an ACC team in back-to-back games.
- The last time that happened was against Boston College on April 11, 2009, in a doubleheader. Tech won the first game 14-6 in six innings and the second game 9-1 in six innings.

A LOOK AT THE RPI

- The Hokies sit at No. 27 in the latest RPI ranking, their highest spot this season.
- They were No. 27 last week, meaning they've have the second-best RPI in the ACC. No. 4/4 Florida State is at the top spot.
- The Tar Heels own the No. 47 spot, the best of Tech's opponents. Tech is 4-3 against teams in the top 50.

HOT CORNER

- A select few have started at third base in every game as freshmen in the Power Five.
- The few are three players, including Baylor's Kassidy Krupit, Oregon's Rachel Cid and Virginia Tech's Kelsey Bennett.

Name	Assists	Hits	RBI	HR	BA
Kelsey Bennett (VT)	74	50	40	13	.410
Kassidy Krupit (Baylor)	58	30	27	9	.233
Rachel Cid (Oregon)	35	26	23	8	.232



OUT AHEAD

- The Hokies typically get off to a fast start, outscoring their opponents 196-22 in the first three innings of the game.
- They have outscored their opponents 71-8 in the first inning, 58-7 in the second and 67-7 in the third.
- Tech is 38-3 when it scores first this year.

THE BEST IN THE LAND

- Tech is one of the best teams in the land at the plate, owning the fifth-best batting average.

School	Games	At-bats	Hits	BA
Oklahoma (Big 12)	41	1,056	392	.371
George Wash. (A-10)	46	1,287	461	.358
UCLA (Pac-12)	40	1,088	377	.347
Louisiana (Sun Belt)	44	1,130	391	.346
Virginia Tech (ACC)	45	1,217	421	.346

ACC AWARDS

- Two times this season, the Hokies swept the weekly awards honored by the league office.
 - After opening weekend, Caitlyn Nolan earned Player of the Week while Keely Rochard was tabbed Co-Pitcher of the Week on Feb. 12.
 - The ACC selected two Hokies on March 12 - Kelsey Bennett (Player) and Carrie Eberle (Pitcher).
 - On April 2, Bennett earned her second ACC Co-Player of the Week.
- Tech swept the ACC weekly awards again, this time doing it on April 16 when Keely Rochard won Pitcher of the Week and Emma Strouth was Co-Player of the Week.

THE MAGIC FIVE

- Mackenzie Lawter put together quite the game at Pitt on March 23, hitting a grand slam and then getting an RBI single later.
- Her two timely hits got her five RBIs, marking the most by a Hokie this season and the most since Feb. 9, 2018, when Carrie Eberle did it versus Florida A&M.

A 10-SPOT

- The Hokies can score in bunches, as they have put that on display all year long. Their biggest bunch of the season came on March 19 versus Binghamton, with them scoring 10 runs in an inning.
- Three homers in the second did the trick, thanks to Grace Chavez and Mackenzie Lawter, who did it twice.
- Tech followed it up with a nine-run inning vs. Pitt later that weekend on March 22.

LIKE I'M JORDAN, '96, '97

- Opening weekend, the Hokies had two players hit back-to-back home runs in Emma Strouth and Caitlyn Nolan against Central Michigan on Feb. 9.
- Seven days later, two different players did the same thing, as Hannah Jones and Maddi Banks cranked out two in a row versus Detroit Mercy on Feb. 16.
- At Georgia on March 1, Meredith Slaw and Caitlyn Nolan had back-to-back HRs against UAB on Sunday.
- For the fourth time this season, consecutive homers happened at Pitt on March 23, when Emma Strouth hit a three-run blast in the fifth inning and then Kelsey Bennett followed suit with a solo shot to center field as well.
- Against Louisville on March 31, Tech did it for the fifth time this year, as Mackenzie Lawter hit a three-run shot and Al Velazquez went deep for a solo HR.

IT'S BEEN A MINUTE

- When the Hokies beat the eighth-ranked Georgia Bulldogs on March 1, it marked their first win over a top 10-opponent since 2016 vs. No. 6 JMU.
- It also marked Tech's first road win over a ranked opponent since May 19, 2013, when Tech beat No. 17 Kentucky in an NCAA Regional.
- Darby Trull hit the would be game-winning RBI in the top of the eighth to win it versus the Bulldogs, knocking in Maddi Banks.

ROCHARD MAKES HISTORY

- Sophomore Keely Rochard was on her A-game in the circle in February, facing 38 batters and not surrendering a hit and only allowing three walks to Detroit Mercy and Charleston Southern.
- Her two no-hitters made her the third player in school history to have consecutive no-nos, joining Clarisa Crowell (1999) and Ashlee Dobbe (2000).
- She also became the first player since 2000 to accomplish the feat and only the sixth Hokie to post two or more no-hitters, as well as the first no-hitter since Feb. 24, 2017, when Aysha Richardson did it against Seton Hall in five innings.
- Rochard later threw a perfect game on April 10 against No. 20/17 JMU, bringing her no-hitter total to three games.

Name	No-nos	Ex. Inn.	7 IP	5/6 IP	vs. P5
Anglea Tincher (05-08)	14	2	9	3	5
Ashlee Dobbe (99-02)	8	0	5	2	2
Clarissa Crowell (99-02)	4	0	4	0	1
Keely Rochard (18-19)	3	0	1	2	0
Kelly Heinz (13-15)	3	0	0	3	0
Katie Maynard (03-06)	2	1	1	0	0

STROUTH RISING IN TRIPLES

- Senior Emma Strouth, a speedster in the outfield, also gets it done out of the box as she is now No. 2 all-time in the record books, following her triple against Purdue on Feb. 10.
- She is three away from tying the Hokies' all-time leader in Bronwyn Blair, who set the record at 12 her senior year in 2001.

Name	Game	Triples
Bronwyn Blair	1998-01	12
Emma Strouth	2016-19	9
Ashton Ward	2010-11	8
Charisse Mariconda	2006-09	8
Carmen Farmer	2000-03	8
Michelle Meadows	1997-00	8
Melissa Sanderson	1996	8

STARTERS SUMMARY

Player	GS	Position										Batting Order										
		p	c	1b	2b	3b	ss	lf	cf	rf	of	dh	1st	2nd	3rd	4th	5th	6th	7th	8th	9th	
13 Caitlyn Nolan	45	45
8 Kelsey Bennett	45	45
14 Emma Strouth	45	45
9 Al Velazquez	44	43	.	1	34	7	.	.	.	3	.	.	.
4 Darby Trull	41	41	36	1	3	1
2 Jayme Bailey	40	.	.	36	4	8	1	6	.	.	8	14	3	.
29 Maddi Banks	40	.	.	.	38	.	.	.	2	1	38
18 Mackenzie Law	33	.	32	1	1	2	22	6	.
25 Carrie Eberle	24	24	1	2	.	.
3 Keely Rochard	21	21
6 Lauren Duff	20	.	13	7	.	.	5	.	1	1	7	6	.
28 Grace Chavez	15	15	.	.	1	.	1	6	7	.	.
16 Meredith Slaw	13	.	.	3	10	.	.	2	.	2	.	5	4	.
11 Cana Davis	11	2	2	.	7	.	.	7	.	.	1	2	1	.	.
20 Sierra Walton	10	.	.	6	4	.	.	3	.	1	4	.	2	.	.
10 Olivia Lattin	3	.	.	.	3	3



BEST STARTS IN SCHOOL HISTORY

- With the Hokies starting the season 9-0 after winning two tournaments in Charleston, they tied the second-best start in school history.
- Below is the best starts in school history and how those teams ended up.

Year	Start	Overall Record	Postseason
2006	10-0	39-22 (12-8 ACC)	Regionals (Knoxville)
2019	9-0	13-2 (0-0 ACC)	
2015	9-0	34-23 (9-14 ACC)	Regionals (Knoxville)
2012	7-0	43-21 (12-8 ACC)	Regionals (Knoxville)

DOUBLE DOWN

- Outfielder Emma Strouth was on a tear in March, getting a double in three straight games for the first time of her career (March 19-20).
- Ironically, it had been a while since she last had a two-bagger, getting it before her hot streak on Feb. 10 opening weekend versus Purdue.

A WEEKEND FOR FIRSTS

- The long ball was a common theme for the Hokies in Charleston the second week of the season, seeing six players hit a home run. Of the six, five did it for the first time at the college level.
- For the first-timers, freshman Maddi Banks homered to center versus Detroit Mercy to start it off.
- Sophomore Mackenzie Lawter drilled one down the left-field line against ETSU for a solo HR.
- Fellow sophomore Darby Trull answered two innings later with a solo shot to right center.
- Against Charleston Southern, freshman Kelsey Bennett belted a solo one to left center.
- And in the top of the seventh versus Charleston Southern, freshman Meredith Slaw pinch-hit and sent a rocket to right center, a three-run shot.

YOUTH MOVEMENT

- With three-year starter Olivia Lattin going down to injury opening weekend, second base came open and freshman Maddi Banks has filled that role.
- Fellow freshmen Kelsey Bennett and Jayme Bailey have enjoyed early playing time, as the two play in the infield at third and first base.
- The outfield has two underclassmen start as well, with sophomores Darby Trull (CF) and Al Velazquez (RF) holding it down, while Mackenzie Lawter is behind the dish.
- That means the five of the eight positions, excluding pitcher, are underclassmen. But the two seniors are key in LF Emma Strouth (.422, 48 RBIs) and SS Caitlyn Nolan (.302, 43 RBIs).

AGAINST THE POWER FIVE

- While at Kennesaw State, Coach D'Amour had a knack for winning against teams from a Power Five conference.
- D'Amour took down four Power Five schools, including two in extra innings.

Date	School	Site	Score
Feb. 25, 2018	Illinois	Kennesaw, Ga.	5-4 (8)
March 10, 2018	Michigan State	Kennesaw, Ga.	W, 9-8
March 11, 2018	Michigan State	Kennesaw, Ga.	W, 7-3
March 25, 2018	NC State	Raleigh, N.C.	W, 8-2
April 11, 2018	Georgia Tech	Kennesaw, Ga.	W, 1-0 (10)

MARGIN OF VICTORY

- In Tech's 13-0 victory over College of Charleston on Feb. 9, the 13-run differential tied the seventh-best scoring margin in a win in school history.
- The Hokies followed it up a week later, beating Detroit Mercy by the same score, 13-0, on Feb. 16.
- Versus Pitt on March 23 in the first game of a doubleheader, Tech won 18-0 in five innings, tying the second-biggest margin of victory in school history and set the biggest margin of victory in a conference game in program history.

Opponent	Date	Score	Location
Morgan State	March 20, 2014	22-2 (20)	Blacksburg, Va.
Pitt	March 23, 2019	18-0 (18)	Pittsburgh, Pa.
Florida A&M	Feb. 9, 2018	19-1 (18)	Gulf Shores, Ala.
Seton Hall	Feb. 21, 2015	18-0 (18)	Greenville, N.C.
St. Louis	Feb. 28, 1998	19-3 (16)	Atlanta, Ga.
Virginia	April 30, 2016	15-0 (15)	Blacksburg, Va.
Radford	March 30, 2002	15-0 (15)	Blacksburg, Va.
Detroit Mercy	Feb. 16, 2019	13-0 (13)	Charleston, S.C.
Col. of Charleston	Feb. 9, 2019	13-0 (13)	Charleston, S.C.
Seton Hall	Feb. 24, 2017	13-0 (13)	Greenville, N.C.
George Mason	March 7, 2004	15-2 (13)	Kissimme, Fla.
NC A&T	April 25, 1998	15-2 (13)	Blacksburg, Va.
St. Bonaventure	April 12, 1998	13-0 (13)	Blacksburg, Va.

TECH SOFTBALL PARK



QUICK FACTS

Surface	Grass outfield, dirt infield
Dimensions (LF-CF-RF)	200-220-200
First Game	March 25, 1998, W, 8-6 (8 Inn.) vs. Charlotte
Seasons in Use	22nd Season
Overall Record	835-576 (59%) Games: 1,411
At Home	292-157 (65%) Games: 449
Conference Record	249-227 (52%) Games: 476
vs. Ranked Teams	45-112 (29%) Games: 157

UNDER D'AMOUR

At TSP	12-3
ACC Record at home	7-2
vs. Nonconference at home	5-1
vs. Ranked Teams at home	1-1

The Virginia Tech softball team has the luxury of playing and practicing in some of the finest facilities on the East Coast. Using the Tech Softball Park, Softball Indoor Facility and a state-of-the-art weight room, the Hokies train in terrific facilities designed to help them win championships. Combined with a new locker room and one of the best scoreboard and video boards in the country, the Hokies have it all when it comes to what they need to win.

Tech Softball Park, which was completed in the fall of 1997, has dimensions of 200 feet down the lines and 220 feet to center field. In January of 2008, an additional 746 permanent seats were installed, bringing the capacity up from 336 to 1,024. The new bleachers match the ones that were already in place and now extend down to the end of both dugouts.

Thanks to an anonymous donation, TSP now has seatbacks in the section behind home plate, which was completed in fall 2017.



NEW POWER FIVE HEAD COACHES

- The offseason was an eventful one for the coaching carousel, especially in the Power Five. There were 58 coaching changes in Division I, including 11 in the Power Five.
- D'Amour was one of the 11 and he is one of seven that came from a mid-major as a head coach. Two were sitting Power Five head coaches (Texas' Mike White and Louisville's Holly Aprile) and two were Power Five assistant coaches (Oregon's Melyssa Lombardi and Kansas' Jennifer McFalls).
- Interestingly enough, of the 11 Power Five head coaching moves, the ACC was the conference with the most change (5 moves), making up 45 percent.

Name	Old School	Title	New School
Larissa Anderson	Hofstra	HC	Missouri
Holly Aprile	Pitt	HC	Louisville
Kristen Butler	Toledo	HC	Rutgers
Pete D'Amour	Kennesaw State	HC	Virginia Tech
Shannon Doepking	Dartmouth	HC	Syracuse
Renee Gillipsie	UCF	HC	Iowa
Jodi Hermanek	Ohio	HC	Pitt
Melyssa Lombardi	Oklahoma	Ass.	Oregon
Jennifer McFalls	Texas	Ass.	Kansas
Jennifer Patrick-Swift	St. Francis	HC	NC State
Mike White	Oregon	HC	Texas

NFCA TIDBITS

- When Caitlyn Nolan was named NFCA DI National Player of the Week on Feb. 12 and teammate Keely Rochard followed up with NFCA DI National Pitcher of the Week the next week on Feb. 19, it made history.
- Since 2015, it had only happened three times that a school repeated national player of the week. However, it was the same person in each instance, making Tech's situation the first in the last four years.

Name	School	Position	Year
Ally Carda	UCLA	Pitcher	2015
Shelby Turnier	UCF	Pitcher	2015
Rachel Garcia	UCLA	Pitcher	2018
Caitlyn Nolan/Keely Rochard	VT	SS/P	2019

A TOP-100 PLAYER

- Pitcher Carrie Eberle was named to Softball America's inaugural top-100 players lists, as announced by the newly formed organization on Feb. 7.
- The junior was one of 10 players from the ACC and one of 35 pitchers.

EBERLE NAMED AN ALL-AMERICAN

- After a breakout season in the circle in 2018, Carrie Eberle was named a preseason All-American by Justin's World of Softball (JWOS).
- Eberle boasts the second-best returning ERA and opponent batting average in the ACC.

FIRST TIME FOR EVERYTHING

- For the first time in ACC history, the league office asked the conference's coaches to submit a preseason ballot naming an all-conference team.
- Tech's Carrie Eberle found her name on the preseason all-conference team, being one of four pitchers named to the prestigious list. The Hokies were picked 10th in the preseason poll, including a first-place vote.

NEW YEAR, NEW FACES

- Tech's Pete D'Amour became only the second coach in school history this past summer and he brought in a new staff with him.
- His first hire came on June 27, 2018, when he tabbed Kirin Kumar as an assistant coach. Kumar, who has ties to the ACC, comes most recently from NC State and played at Georgia Tech.
- Coming with him from the Peach State, Doug Gillis was hired on August 10, 2018, after being the pitching coach at Kennesaw State. He holds the same role in Blacksburg.
- On Aug. 30, 2018, D'Amour added his volunteer assistant in Matt Guemmer. Guemmer, who graduated from Missouri, worked with D'Amour in Columbia as a student manager from 2012-13. He most recently comes from DeSoto High School, where he was the head softball coach and won a state title in 2014.
- Former All-American at Missouri Sami Fagan joined the staff in the winter after playing professionally in Japan and the United States. She holds the title of coordinator of player development.

2008 WOMEN'S COLLEGE WORLD SERIES TEAM



QUICK FACTS

Record	50-19 (.725)
ACC Record	16-5 (.752)
Home	15-5 (.750)
Away	18-5 (.782)
Neutral	16-9 (.640)
vs. Ranked Teams	8-9
Highest Ranking	No. 8 in final NFCA Poll
Lowest Ranking	No. 24 in Week 3 NFCA Poll

THE RUN

ACC Championship W, 7-4 Maryland | W, 2-0 Florida State | W 2-0 NC State
 NCAA Regionals W, 1-0 [10] Louisville | W, 4-0 Tennessee | L, 7-1 UT | W 4-2 UT
 NCAA Super Regionals L, 1-0 Michigan | W, 1-0 Michigan | W, 6-1 Michigan
 WCWS L, 1-0 Texas A&M | L, 2-0 [9] Florida

In 2008, the Hokies reached new levels, culminating with a trip to Oklahoma City for the Women's College World Series. After finishing second in the regular season, the Hokies rolled through the ACC Tournament for the second time in a row, guaranteeing them their fourth straight NCAA Regional appearance.

Pitcher Angela Tincher led the way in the circle, winning All-America honors and National Player of the Year. She became only the third person at the time in NCAA softball history to rack up over 2,000 career strikeouts.

The Hokies made their first trip ever to the WCWS and finished the season with a school-record 50 wins, program-best 16 ACC wins and highest-ever finish in the NFCA poll with a No. 8 ranking in the final poll.

Tech also had a historic upset of the U.S. National Team, breaking the Red, White & Blue's 185-game, pre-Olympic exhibition tour winning streak with a 1-0 win on March 26.



THE LAST TIME VIRGINIA TECH..

Recorded 10+ hits in a game	10, at Charlotte [2] (4/17/19)
Recorded 15+ hits in a game	15, vs. ETSU (2/17/19)
Scored 10+ runs in a game	12, vs. No. 20/17 JMU (4/10/19)
Scored 15+ runs in a game	18, at Pitt [1] (3/23/19)
Drew eight walks or more in a game	8, at Virginia [1] (4/14/18)
Stole five or more bases in a game	7, vs. Purdue (2/10/19)
Hit 3 home runs in a game	3, at Charlotte [1] (4/17/19)
Hit 4 home runs in a game	4, vs. No. 20/17 JMU (4/10/19)
Hit 4+ home runs in a game	5, at Pitt [1] (3/23/19)
Had 3+ players with 3+ hits in a game	3-Lauren Duff, 3-Emma Strouth & 3-Carolina Schoenewald, WCU [1] (4/25/17)
Turned a triple play	No. 1 Florida State, L, 12-5 [5] [1] (3/10/17)
Highest ranked opponent defeated	No. 4 Michigan, 6-2, at Gainesville, Fla. (2/20/99)
Defeated ranked opponent at home	No. 20/17, 12-0 [5] (4/10/19)
Highest ranked opponent defeated at home	No. 6 JMU, 2-1 (4/6/16)
Defeated ranked opponent on the road	No. 8 Georgia, 7-6 [8] (3/1/19)
Highest ranked opponent defeated on the road	No. 6 Michigan, 6-1 (5/25/08)
Defeated ranked opponent at neutral site	vs. No. 20 Michigan, 1-0 [8], in Austin, Texas (2/24/18)
Highest ranked opponent defeated at neutral site	No. 4 Michigan, 6-2, at Gainesville, Fla. (2/20/99)
Defeated a top-10 team	No. 8 Georgia, 7-6 [8] (3/1/19)
Won a run-rule game	at Charlotte, W 8-0 [5] (4/17/19)
Lost a run-rule game	No. 8 Georgia, 8-0 [5] (3/2/19)
Won an extra-inning game	No. 8 Georgia, 7-6 [8] (3/1/19)
Lost an extra-inning game	at North Carolina, 4-3 [8] (4/8/18)
Was no-hit by	Alexa Romero, vs. Syracuse, L, 2-0 (3/9/18)

THE LAST TIME A TECH PLAYER..

Recorded five hits in a game	Caroline Schoenewald, vs. Lamar (2/8/18)
Recorded four hits in a game	Darby Trull, at No. 8 Georgia (3/1/19)
Drove in 5+ runs in a game	5, Mackenzie Lawter at Pitt [1] (3/23/19)
Scored 4+ runs in a game	Caroline Schoenewald, vs. Lamar (2/8/18)
Hit a grand slam	Mackenzie Lawter at Pitt [1] (3/23/19)
Hit 2+ home runs in a game	2, Lauren Duff vs. No. 20/17 JMU [2] (4/10/19)
Player hit back-to-back home runs	1 inn. & 3 inn., Lauren Duff vs. No. 20/17 JMU [2] (4/10/19)
Players hit back-to-back home runs	Mackenzie Lawter & Al Velazquez vs. Louisville (3/31/19)
Players hit back-to-back-to-back home runs	2nd inn. K. McGoldrick, K. Smith and K. Mericka vs. Seton Hall (2/21/15)
Hit for the cycle	Never
Had 2+ doubles in a game	2, Emma Strouth vs. No. 20/17 JMU (4/10/19)
Had 2+ triples in a game	2, Courtney Brinkman at ETSU (4/25/02)
Drew 4+ walks in a game	4, Courtney Liddle vs. Miami (3/10/12)
Stole 3+ bases in a game	3, Kat Banks vs. Boston College (3/27/11)
Had a walk-off home run	Mackenzie Lawter vs. Virginia, 8-0 [5] (4/12/19)
Had a walk-off grand slam	Betty Rose vs. Cornell, 8-4 (3/20/12)
Had a walk-off hit	Caroline Schoenewald vs. Liberty 1-0 [8] (4/10/18)

THE LAST TIME A TECH PLAYER..

Struck out 15+ batters	15, Maggie Tyler at USC-Upstate (2/27/16)
Struck out 10+ batters	10, Carrie Eberle at Duke (4/6/19)
Threw a no-hitter	Keely Rochard vs. Charleston Southern (2/17/19)
Threw a 7-inning no-hitter	Keely Rochard vs. Charleston Southern (2/17/19)
Threw a 7-plus-inning no-hitter	Angela Tincher vs. Florida State (5/10/08)
Threw a perfect game	Keely Rochard vs. No. 20/17 JMU [5 Inn.] (4/10/19)
Threw a 7-plus-inning perfect game	Angela Tincher vs. Florida State [8 Inn.] (3/24/07)

THE LONGEST TECH GAMES..

14 Innings	Virginia Tech 3, Florida State 2; First Round of 2005 ACC Championship (College Park, Md.)
13 Innings	Virginia Tech 3, Marshall 2; 2013 NCAA Tournament (Lexington, Ky.)
12 Innings	BC 2, VT 1; 2003 (Chestnut Hill), VT 1, Louisville 0; 2005 NAAs (Knoxville), Arizona 4, VT 3; 2008 (Tucson)
11 Innings	VT 2, Liberty 1; 2000 (Chattanooga); VT 6, Nevada 5; 2005 (Las Vegas)
10 Innings	10 times; last: Virginia Tech 6, Pitt 3; 2015 (Pittsburgh, Pa.)
9 Innings	25 times; last: Lamar 10, Virginia Tech 9 (Gulf Shores, Ala.)

		
Batting average	.303	.346
Slugging percentage	.434	.617
On-base percentage	.401	.422
Fielding percentage	.968	.975
ERA	3.09	1.89
Opponent BA	.244	.208

TEAM AVERAGES

- Heading into their three-game series with UNC, the Hokies find themselves with advantages statistically at the plate. Tech boasts all three categories to its name, owning more than a .043 better batting average and a .183 slugging clip.
- In the circle, Tech has the better ERA by quite a bit, 1.20, and opponent batting average by .036.

What's a Hokie?



The answer leads all the way back to 1896 when Virginia Agricultural and Mechanical College changed its name to Virginia Polytechnic Institute. With the change came the necessity for writing a new cheer and a contest for such a purpose was held by the student body.

Senior O.M. Stull won first prize for his "Hokie" yell which is still used today. Later, when asked if "Hokie" had any special meaning, Stull explained the word was solely the product of his imagination and was used only as an attention-getter for his yell. It soon became a nickname for all Tech teams and for those people loyal to Tech athletics.

The official university school colors - Chicago Maroon and Burnt Orange - also were introduced in 1896. The colors were chosen by a committee because they made a 'unique combination' not worn elsewhere at the time. The official definition of "Hokie" is "a loyal Virginia Tech Fan".

'19 CLASS OF ACC COACHES

- The Atlantic Coast Conference enters 2019 with five new head coaches from its 12 member institutions, including Louisville's Holly Aprile, NC State's Jennifer Patrick-Swift, Pitt's Jodi Hermanek, Syracuse's Shannon Doepking and Virginia Tech's Pete D'Amour.
- Previously, Aprile was the head coach at Pitt, Patrick-Swift was the head coach at St. Francis, Hermanek was the head coach at Ohio, Doepking was the head coach at Dartmouth and D'Amour was the head coach at Kennesaw State.

Name	Team	Overall	ACC	Home	Away	Neutral
Pete D'Amour	Virginia Tech	39-6	16-2	12-3	16-2	11-1
Holly Aprile	Louisville	28-15	8-7	12-3	6-7	10-5
Jennifer Patrick-Swift	NC State	23-21	4-11	11-10	7-8	5-3
Shannon Doepking	Syracuse	18-23	7-8	5-4	6-13	7-7
Jodi Hermanek	Pitt	7-37	2-13	1-9	3-16	3-12

SOFTBALL INDOOR FACILITY

- The facility, which is attached to Rector Field House (track & field) and immediately adjacent to Tech Softball Park, opened this fall and provides the Hokies with an indoor infield for practice during inclement weather, along with four cages for hitting and pitching practice.
- The one-story building also features two coaches rooms, an equipment room, a team room, a film room, a mudroom and team facilities. The facility will be available to the program year-round and will have uses for practice, team events and gameday necessities. The new facility will encompass more than 16,000 square feet.
- The facility was designed by Cannon Designs and was built by Branch Associates of Salem, Virginia. This project was a part of a larger plan that vastly improved Rector Field House (track & field) and all of the adjacent athletics facilities. Total cost was roughly \$18 million.



D'AMOUR'S RECORD WHEN...

Total:	118-43
Conference:	41-11
Nonconference:	77-32
Home:	57-19
Away:	35-15
Neutral:	26-9
Day:	87-28
Night:	31-15
1-Run games:	26-14
2-Run games:	14-5
5+Run games:	54-14
Extra innings:	7-5
Shutouts:	40-10
Scoring 0-2 runs:	11-22
Scoring 3-5 runs:	37-17
Scoring 6-9 runs:	50-3
Scoring 10+ runs:	21-0
Opponent 0-2 runs:	85-6
Opponent 3-5 runs:	27-14
Opponent 6-9 runs:	6-19
Opponent 10+ runs:	0-5
Scored in 1st inning:	56-8
Scores first:	96-15
Opp. scores first:	22-28
After 4 leading:	87-5
After 4 trailing:	9-27
After 4 tied:	16-11
After 5 leading:	85-5
After 5 trailing:	6-29
After 5 tied:	13-7
After 6 leading:	79-3
After 6 trailing:	4-28
After 6 tied:	10-6
Hit 0 home runs:	36-31
Hit 1 home run:	36-9
Hit 2+ home runs:	46-3
Opponent 0 home runs:	83-19
Opponent 1 home run:	27-16
Opponent 2+ HRs:	7-8
Made 0 errors:	55-19
Made 1 error:	40-13
Made 2+ errors:	21-11
Opp. made 0 errors:	36-15
Opp. made 1 error:	41-14
Opp. made 2+ errors:	41-14
Out-hit opponent:	97-6
Out-hit by opponent:	13-30
Hits are tied:	7-7

GAMES SUMMARY

Score by innings	1	2	3	4	5	6	7	8	Total
Virginia Tech	71	58	67	47	56	13	15	1	328
Opponents	8	7	7	33	21	10	18	0	104

Record when ...									
Overall	39-6	After 4 leading	37-2						
Conference	16-2 trailing	0-4						
Non-Conference	23-4 tied	2-0						
Home games	12-3	After 5 leading	25-1						
Away games	16-2 trailing	1-2						
Neutral site	11-1 tied	0-1						
Day games	33-5	After 6 leading	23-1						
Night games	6-1 trailing	0-3						
vs Left starter	5-0 tied	1-0						
vs Right starter	34-6	Hit 0 home runs	7-1						
1-Run games	5-0	... 1 home run	9-4						
2-Run games	4-2	... 2+ home runs	23-1						
5+Run games	25-3	Opponent 0 home runs	33-4						
Extra innings	1-0 1 home run	5-0						
Shutouts	20-1 2+ HRs	1-2						
Scoring 0-2 runs	3-3	Made 0 errors	26-1						
..... 3-5 runs	8-2 1 error	8-4						
..... 6-9 runs	15-1 2+ errors	5-1						
..... 10+ runs	13-0	Opp. made 0 errors	13-5						
Opponent 0-2 runs	31-0 1 error	15-1						
..... 3-5 runs	5-1 2+ errors	11-0						
..... 6-9 runs	3-3	Out-hit opponent	34-0						
..... 10+ runs	0-2	Out-hit by opponent	4-4						
Opponent 0-2 runs	31-0	Hits are tied	1-2						
..... 3-5 runs	5-1								
..... 6-9 runs	3-3								
..... 10+ runs	0-2								
Scored in 1st inning	24-2								
Opp. scored in 1st	2-2								
Scores first	38-3								
Opp. scores first	1-3								

Record when team scores:

Runs	0	1	2	3	4	5	6	7	8	9	10+
W-L	0-1	2-1	1-1	1-0	3-0	4-2	3-0	3-1	5-0	4-0	13-0

Record when opponent scores:

Runs	0	1	2	3	4	5	6	7	8	9	10+
W-L	20-0	9-0	2-0	2-1	1-0	2-0	2-0	1-2	0-1	0-0	0-2

Record when leading after:

Inn.	1	2	3	4	5	6
W-L	23-1	30-2	34-3	37-2	25-1	23-1

Record when trailing after:

Inn.	1	2	3	4	5	6
W-L	1-2	1-3	0-2	0-4	1-2	0-3

Record when tied after:

Inn.	1	2	3	4	5	6
W-L	15-3	8-1	5-1	2-0	0-1	1-0

WHERE THEY AT

- Tech has 23 players on the squad who represent 10 states, including three out West and two each from the Midwest and Northeast.
- Virginia is where the most players (9) are from on the team, making up 39 percent.
- Tech boasts two players each from five states, including Georgia, Iowa, Nevada, North Carolina and South Carolina.

STATES

Virginia (9)

#00 Jada Crittendon	#3 Keely Rochar
#5 Dani Hugney	#6 Lauren Duff
#11 Cana Davis	#16 Meredith Slaw
#18 Mackenzie Lawter	#22 Mara Strum
#31 Kayleigh Addington	

STATES

Georgia (2)

#7 Keara Napoli	#8 Kelsey Bennett
-----------------	-------------------

Iowa (2)

#20 Sierra Walton	#29 Maddi Banks
-------------------	-----------------

Nevada (2)

#21 Stacy Kalt	#28 Grace Chavez
----------------	------------------

North Carolina (2)

#14 Emma Strouth	#25 Carrie Eberle
------------------	-------------------

South Carolina (2)

#4 Darby Trull	#13 Caitlyn Nolan
----------------	-------------------

Colorado (1)

#9 Al Velazquez

Maryland (1)

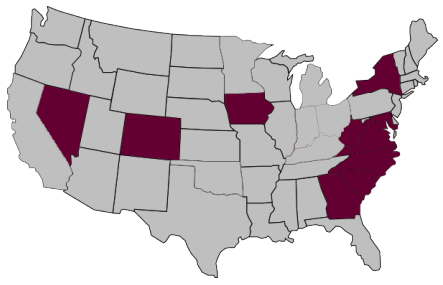
#19 Kinsey Johnson

New York (1)

#10 Olivia Lattin

West Virginia (1)

#2 Jayme Bailey



WHEN THE LONG BALL...

- If a player under Coach D'Amour hits a home run, the outcome is likely over. D'Amour is 36-9 when there is a homer and 46-3 if two or more.



LAST TIME vs. NORTH CAROLINA



Tar Heels sweep Hokies in Chapel Hill

Virginia Tech went down to Chapel Hill, North Carolina last spring and fell short in each of the three games. Due to weather, Saturday's game got moved up to Friday, making the first day a doubleheader, and one contest on Sunday.

Catcher Sierra Walton shined for the Hokies, hitting .375 on the weekend with a team-high three hits and drove in a run, while making 13 putouts at first along with five assists.

Pitcher Carrie Eberle, also hitting as well, posted a respectable 2.05 ERA in her two starts, allowing four earned runs and striking out five in 13 2/3 innings of work. She also got two hits at the plate, including a solo home run.

Tech could only muster six runs in the three tilts and gave up 16 to UNC. Though the Hokies outsluged the Tar Heels 8-4 on extra-base hits, Carolina racked up 20 hits on its home turf.

The Hokies were blasted in Game 2, but were competitive in the first and third games, losing by one run in each.

Virginia Tech Softball Overall Statistics for Virginia Tech (as of Apr 19, 2019) (2018 UNC Series Sorted by Batting avg) ACC

Table with columns: Player, avg, gp-gs, ab, r, h, 2b, 3b, hr, rbi, tb, slg%, bb, hp, so, gdp, ob%, sf, sh, sb, att, po, a, e, fld%. Includes player names like Sierra Walton, Carrie Eberle, and Emma Strouth.

LOB - Team (23), Opp (15), DPs turned - Team (1).

(2018 UNC Series Sorted by Earned run avg)

Table with columns: Player, era, w-l, app, gs, cg, sho, sv, ip, h, r, er, bb, so, 2b, 3b, hr, b/ava, wp, hp, bk, fsa, sha. Includes player names like Carrie Eberle and Jordan Dail.

LAST NORTH CAROLINA SERIES BOX SCORES

VT 1, UNC 2 (April 6, 2018) DH Game 1

- Pitcher Carrie Eberle sprinkled out six hits and three walks, but allowed just two runs and struck out five in the circle.
• She also helped herself at the plate, hitting a solo home run for Tech's lone run of the ball game.
• Though she did it almost all herself, it was not quite enough as the Tar Heels plated two in the bottom of the sixth to hit on the top of the seventh to win it.



Box score table for Game 1 showing player statistics for Virginia Tech and North Carolina.

Score by Innings: 1 2 3 4 5 6 7 R H E. Virginia Tech 0 1 0 0 0 0 1 3 0. North Carolina 0 0 0 0 2 X 2 6 1.

E - Pickett,B(2); LOB - VT 5; UNC 6. 2B - Burkhardt,K(7); HR - Eberle,C(4); SH - Miller,S(2); Larkin,O.(2); Parkerson,S(2); SB - Larkin,O(4); Johnson,K(2); Ramsey,K(2); CofA,H(5); CS - Parkerson,S(4).

VT 2, UNC 10 (April 6, 2018) DH Game 2

- The Tar Heels, after getting a clutch two-run inning late to win Game 1 of the doubleheader, poured it on in the second contest with a 10-2 run-rule victory.
• Tech did tie UNC in hits, though, tallying seven, but would only plate two of those runners.
• Outfielder Emma Strouth collected two hits, a RBI and a walk, while catcher Sierra Walton posted two hits as well with an RBI.



Box score table for Game 2 showing player statistics for Virginia Tech and North Carolina.

Score by Innings: 1 2 3 4 5 6 7 R H E. Virginia Tech 1 0 1 0 0 0 2 7 2. North Carolina 0 6 4 0 X 0 10 7 2.

E - Wilk,T(8); LOB - VT 7; UNC 3. 2B - Larkin,O(8); Walton,S(4); Clark,T(2); Burkhardt,K(8); 3B - Strouth,C(2); HR - Ramsey,K(1); HBP - Baillet,K; Delmonico,B; SH - Wilk,T(1); Parkerson,S(3); SB - Wilk,B(4); CofA,H(6); CS - Schoenwald(1); Ramsey,K(3).

VT 3, UNC 4 (April 8, 2018)

- Once again the two teams tied each other with hits on the day, but a two-run walk-off single by UNC in extras would be the difference.
• Tech actually took a one-run lead in the top of the eighth, thanks to a first-pitch home run by shortstop Caitlyn Nolan.
• Pitcher Carrie Eberle pitched 7 2/3 innings and was in command until the bottom of the eighth, loading the bases before the walkoff.



Box score table for Game 3 showing player statistics for Virginia Tech and North Carolina.

Score by Innings: 1 2 3 4 5 6 7 R H E. Virginia Tech 0 2 0 0 0 0 1 3 7 2. North Carolina 2 0 0 0 0 0 2 4 7 0.

Note: 2 outs, 2 runners LOB when game ended. E - Larkin,O; Miller,J; DP - VT 1; LOB - VT 1; UNC 6. 2B - Davis,C; Stofflet,K; HR - Nolan,C; Clark,T; HBP - Schoenwald,C; Delmonico,B; SH - Walton,S; SB - Burkhardt,K(4).



HOME RUN TRACKER

Who	What	Count	When
Caitlyn Nolan	3-run HR to CF	1-0 (2 inn.)	vs. [RV] Wichita State (2/8/19)
Emma Strouth	Solo HR to LF	2-0 (4 inn.)	vs. Central Michigan (2/8/19)
Caitlyn Nolan	Solo HR to LF	2-2 (4 inn.)	vs. Central Michigan (2/8/19)
Olivia Lattin	Solo HR to LC	2-1 (2 inn.)	vs. Purdue (2/9/19)
Hannah Jones	3-run HR to CF	1-2 (5 inn.)	vs. Detroit Mercy (2/16/19)
Maddi Banks	Solo HR to CF	2-2 (5 inn.)	vs. Detroit Mercy (2/16/19)
Mackenzie Lawter	Solo HR to LFL	3-1 (2 inn.)	vs. ETSU (2/17/19)
Darby Trull	Solo HR to RC	2-1 (4 inn.)	vs. ETSU (2/17/19)
Kelsey Bennett	Solo HR to LC	1-0 (3 inn.)	vs. Charleston Southern (2/17/19)
Meredith Slaw	3-run HR to RC	1-0 (7 inn.)	vs. Charleston Southern (2/17/19)
Grace Chavez	2-run HR to CF	1-0 (5 inn.)	vs. [RV] Texas State (2/22/19)
Darby Trull	2-run ITP HR	3-2 (3 inn.)	vs. USF (2/22/19)
Grace Chavez	Solo HR to LFL	3-2 (1 inn.)	vs. Georgia State (2/23/19)
Emma Strouth	Solo HR to LC	1-0 (7 inn.)	vs. Georgia State (2/23/19)
Kelsey Bennett	2-run HR to LC	0-0 (3 inn.)	vs. [RV] Texas State (2/23/19)
Kelsey Bennett	2-run HR to CF	1-0 (5 inn.)	vs. [RV] Texas State (2/23/19)
Meredith Slaw	2-run HR to RF	0-0 (6 inn.)	vs. [RV] Texas State (2/23/19)
Mackenzie Lawter	2-run HR to LC	1-2 (2 inn.)	vs. Georgia State (2/24/19)
Caitlyn Nolan	Solo HR to LC	0-0 (3 inn.)	at Radford (2/27/19)
Kelsey Bennett	Solo HR to RF	2-1 (3 inn.)	at Radford (2/27/19)
Caitlyn Nolan	2-run HR to LFL	1-2 (4 inn.)	at Radford (2/27/19)
Kelsey Bennett	2-run HR to RFL	1-1 (2 inn.)	at No. 8 Georgia (3/1/19)
Caitlyn Nolan	2-run HR to LF	2-2 (1 inn.)	vs. UAB (3/2/19)
Meredith Slaw	2-run HR to LC	3-1 (5 inn.)	vs. UAB (3/2/19)
Caitlyn Nolan	Solo HR to RC	0-0 (5 inn.)	vs. UAB (3/2/19)
Emma Strouth	2-run HR to CF	0-1 (4 inn.)	vs. UAB (3/3/19)
Kelsey Bennett	Solo HR to LC	3-1 (5 inn.)	vs. UAB (3/3/19)
Darby Trull	3-run HR to CF	2-2 (3 inn.)	vs. Georgia Tech (3/9/10)
Al Velazquez	2-run HR to LF	0-0 (4 inn.)	vs. Georgia Tech (3/10/19)
Caitlyn Nolan	Solo HR to LC	0-0 (5 inn.)	vs. Georgia Tech (3/10/19)
Jayme Bailey	2-run HR to CF	2-1 (5 inn.)	vs. Georgia Tech (3/10/19)
Jayme Bailey	Solo HR to CF	1-1 (2 inn.)	vs. Georgia Tech (3/10/19)
Emma Strouth	2-run HR to LC	3-2 (6 inn.)	vs. Georgia Tech (3/10/19)
Emma Strouth	Grand slam - CF	0-0 (1 inn.)	vs. NC State (3/15/19)
Maddi Banks	Solo HR to CF	1-1 (2 inn.)	vs. NC State (3/15/19)
Darby Trull	2-run HR to CF	1-0 (2 inn.)	vs. NC State (3/15/19)
Jayme Bailey	2-run HR to RF	3-1 (2 inn.)	vs. NC State (3/15/19)
Grace Chavez	2-run HR to LF	0-0 (5 inn.)	vs. NC State (3/15/19)
Mackenzie Lawter	3-run HR to LFL	1-1 (2 inn.)	vs. Binghamton (3/19/19)
Grace Chavez	2-run HR to RC	1-1 (2 inn.)	vs. Binghamton (3/19/19)
Mackenzie Lawter	Solo HR to RC	1-0 (2 inn.)	vs. Binghamton (3/19/19)
Lauren Duff	Solo HR to LF	1-2 (5 inn.)	vs. Binghamton (3/19/19)
Caitlyn Nolan	2-run HR to LF	0-0 (1 inn.)	vs. Lipscomb (3/20/19)
Grace Chavez	Solo HR to LF	3-1 (2 inn.)	vs. Lipscomb (3/20/19)
Emma Strouth	Solo HR to LF	0-1 (3 inn.)	vs. Lipscomb (3/20/19)
Jayme Bailey	Solo HR to RC	2-2 (3 inn.)	vs. Lipscomb (3/20/19)
Caitlyn Nolan	3-run HR to RF	1-2 (3 inn.)	at Pitt [1] (3/23/19)
Mackenzie Lawter	Grand slam - RC	2-2 (3 inn.)	at Pitt [1] (3/23/19)
Stacy Kalt	Solo HR to LC	1-1 (5 inn.)	at Pitt [1] (3/23/19)
Emma Strouth	3-run HR to CF	0-0 (5 inn.)	at Pitt [1] (3/23/19)
Kelsey Bennett	Solo HR to CF	3-1 (5 inn.)	at Pitt [1] (3/23/19)
Kelsey Bennett	3-run HR to CF	1-1 (3 inn.)	at Pitt [2] (3/23/19)
Al Velazquez	Solo HR to CF	1-1 (1 inn.)	at Pitt (3/24/19)
Kelsey Bennett	2-run HR to RC	3-2 (1 inn.)	at Pitt (3/24/19)
Caitlyn Nolan	Grand Slam - CF	1-1 (1 inn.)	vs. Radford (3/27/19)
Jayme Bailey	2-run HR to CF	3-2 (4 inn.)	vs. Radford (3/27/19)
Kelsey Bennett	3-run HR to LF	1-0 (4 inn.)	vs. Louisville (3/29/19)
Jayme Bailey	Solo HR to LF	2-1 (2 inn.)	vs. Louisville (3/30/19)
Kelsey Bennett	3-run HR to LF	1-0 (4 inn.)	vs. Louisville (3/30/19)
Caitlyn Nolan	3-run HR to LC	1-2 (1 inn.)	vs. Louisville (3/31/19)
Mackenzie Lawter	2-run HR to LC	0-0 (3 inn.)	vs. Louisville (3/31/19)
Al Velazquez	Solo HR to LF	2-2 (3 inn.)	vs. Louisville (3/31/19)
Emma Strouth	2-run HR to CF	0-0 (6 inn.)	vs. Louisville (3/31/19)
Caitlyn Nolan	Solo HR to CF	1-0 (2 inn.)	at Duke (4/6/19)
Caitlyn Nolan	Solo HR to LC	1-0 (2 inn.)	at Duke (4/7/19)
Emma Strouth	Solo HR to RFL	1-0 (2 inn.)	vs. No. 20/17 JMUB (4/10/19)

HOME RUN TRACKER STATS

Who	What	Count	When
Caitlyn Nolan	2-run HR to CF	0-2 (1 inn.)	vs. No. 20/17 JMU (4/10/19)
Lauren Duff	Solo HR to LF	0-1 (1 inn.)	vs. No. 20/17 JMU (4/10/19)
Lauren Duff	Solo HR to CF	0-1 (3 inn.)	vs. No. 20/17 JMU (4/10/19)
Darby Trull	2-run HR to RF	1-0 (4 inn.)	vs. No. 20/17 JMU (4/10/19)
Emma Strouth	2-run HR to LF	0-0 (1 inn.)	vs. Virginia (4/12/19)
Mackenzie Lawter	Solo HR to LF	1-0 (2 inn.)	vs. Virginia (4/12/19)
Mackenzie Lawter	Solo HR to RC	1-0 (2 inn.)	vs. Virginia (4/12/19)
Meredith Slaw	2-run HR to LF	1-0 (5 inn.)	vs. Virginia (4/12/19)
Caitlyn Nolan	Solo HR to RC	1-0 (3 inn.)	at Charlotte (4/17/19)
Darby Trull	3-run HR to LC	0-0 (3 inn.)	at Charlotte (4/17/19)
Kelsey Bennett	Solo HR to RC	1-0 (7 inn.)	at Charlotte (4/17/19)
Grace Chavez	2-run HR to LC	1-0 (1 inn.)	at Charlotte (4/17/19)
Kelsey Bennett	3-run HR to CF	0-1 (5 inn.)	at Charlotte (4/17/19)

Home Run Totals

Nolan (15) | Bennett (13) | Strouth (10) | Lawter (8) | Bailey (6) | Chavez (6) | Trull (6) | Slaw (4) | Velazquez (3) | Duff (3) | Banks (2) | Lattin (1) | Jones (1)

HR Tidbits

Total team HRs: 79 | First-pitch HRs: 13 | Full-count HRs: 5 | Leadoff HRs: 11

HR Notes

Strouth/Nolan's HRs vs. Central Michigan were back-to-back
 Jones/Banks' HRs vs. Detroit Mercy were back-to-back
 Trull's HR vs. ETSU was a leadoff shot
 Trull's HR vs. USF was inside the park
 Bennett's two HRs vs. [RV] Texas State were back-to-back
 Slaw/Nolan's HRs vs. UAB were back-to-back
 Nolan's HR vs. Georgia Tech was a leadoff, first-pitch shot
 Strouth's HR at NC State was Tech's first swing of the inning, following three straight walks to Velazquez, Trull and Nolan
 Banks' HR at NC State was a leadoff shot
 Lawter's HRs vs. Binghamton were in the same inning after batting around
 Duff's HR vs. Binghamton was a leadoff shot
 Strouth/Bennett's HRs at Pitt were back-to-back
 Kalt's HR at Pitt was a leadoff shot
 Velazquez's HR at Pitt was a leadoff shot in the first inning
 Bailey's HR vs. Louisville was a leadoff shot
 Lawter/Velazquez's HRs vs. Louisville were back-to-back
 Strouth's HR vs. Louisville was a two-run walk-off run-rule
 Both of Nolan's HRs vs. Duke were in the second inning in a 1-0 count
 Strouth's HR vs. No. 20/17 JMU was a leadoff shot
 Duff's HRs against No. 20/17 JMU were back-to-back
 Lawter's HR against Virginia was a leadoff shot
 Tech hit a home run on a 1-0 count in four straight HRs, with three against Virginia and one at Charlotte
 Bennett's first HR at Charlotte broke the freshman single-season HR record
 Nolan's HR at Charlotte was a leadoff shot

TEAM, PLAYER & OPPONENT HIGHS

Hits

Team 17 vs. Detroit Mercy (2/16/19)
 Player 4 - Darby Trull, 2x, last vs. No. 8 Georgia
 Opponent 14 - Georgia Tech (3/10/19)

Runs

Team 18 at Pitt [1] (3/23/19)
 Player 3, 11x, last Jayme Bailey vs. Louisville (3/31/19)
 Opponent 17 - [RV] Texas State (2/22/19)

HRs

Team 5, 2x, last at Pitt [1] (3/23/19)
 Player 2, 5x, last Lauren Duff vs. No. 20/17 JMU [2] (4/10/19)
 Opponent 5 - Georgia Tech (3/10/19)



TEAM GAME-BY-GAME SITUATIONS (BATTING)

Date	Opponent	Total h/ab	vs Left	vs Right	With Runners	Bases Empty	Bases Loaded	With 2-outs	With RBI-op	Reach as Leadoff	3rd and LT 2out	LOB
Feb 08	vs Wichita State	13-28	7-11	6-17	9-19	4-9	1-1	1-6	5-13	4-5	3-6	4
Feb 08	vs Central Michigan	10-27	0-0	10-27	5-13	5-14	0-4	2-7	2-9	3-6	3-5	7
Feb 09	vs Purdue	11-31	0-0	11-31	4-17	7-14	0-0	3-10	3-11	3-7	2-3	8
Feb 09	at Col. of Charleston	13-27	0-0	13-27	10-21	3-6	1-1	3-7	8-12	3-5	5-5	4
Feb 10	vs Purdue	12-27	0-0	12-27	6-20	6-7	0-2	3-9	5-17	5-6	1-4	12
Feb 16	vs Detroit Mercy	17-30	0-0	17-30	10-19	7-11	0-0	3-7	7-15	3-5	4-5	4
Feb 16	at Charleston So.	10-31	0-0	10-31	6-23	4-8	0-0	1-8	3-15	5-7	2-4	9
Feb 17	vs ETSU	15-34	0-0	15-34	9-21	6-13	1-3	5-12	6-14	4-8	2-3	12
Feb 17	at Charleston So.	14-34	0-0	14-34	8-23	6-11	0-0	7-14	7-16	5-7	1-1	9
Feb 22	vs Texas State	6-20	0-0	6-20	5-10	1-10	1-3	1-6	3-7	2-5	2-3	5
Feb 22	at South Florida	5-24	0-0	5-24	2-10	3-14	0-2	3-8	1-3	1-7	0-1	5
Feb 23	vs Georgia State	10-31	0-0	10-31	5-16	5-15	0-0	7-14	3-9	3-7	1-1	8
Feb 23	vs Texas State	10-28	0-0	10-28	7-12	3-16	0-1	4-11	3-6	2-6	2-2	4
Feb 24	vs Georgia State	10-29	0-0	10-29	5-22	5-7	0-3	1-8	3-10	5-6	2-5	9
Feb 27	at Radford	8-23	0-0	8-23	3-11	5-12	1-1	3-9	2-8	2-5	1-1	5
Mar 01	at Georgia	11-34	5-18	6-16	8-21	3-13	0-0	3-11	5-13	3-8	0-1	10
Mar 02	vs UAB	11-32	0-0	11-32	5-20	6-12	0-2	2-9	1-12	4-7	1-2	7
Mar 02	at Georgia	1-16	0-0	1-16	1-2	0-14	0-1	1-6	0-1	0-5	0-0	3
Mar 03	vs UAB	7-25	4-14	3-11	1-12	6-13	0-0	1-7	0-6	4-6	0-0	6
*Mar 09	GEORGIA TECH	6-23	2-10	4-13	2-8	4-15	0-0	1-7	1-3	2-6	1-1	3
*Mar 10	GEORGIA TECH	8-29	1-9	7-20	4-13	4-16	0-1	1-8	2-9	3-7	1-2	7
*Mar 10	GEORGIA TECH	7-26	3-10	4-16	3-8	4-18	0-0	3-9	1-3	2-7	1-1	3
*Mar 15	at NC State	6-25	0-0	6-25	4-14	2-11	0-0	2-10	3-10	5-7	1-1	5
*Mar 16	at NC State	11-27	0-0	11-27	5-13	6-14	1-1	2-7	1-6	4-5	1-2	4
*Mar 17	at NC State	2-23	0-0	2-23	0-8	2-15	0-1	1-8	0-3	2-7	1-2	8
Mar 19	BINGHAMTON	10-22	0-0	10-22	6-14	4-8	1-2	4-8	3-7	4-4	3-5	5
Mar 19	BINGHAMTON	9-25	0-0	9-25	6-19	3-6	0-2	0-5	5-17	4-5	3-5	6
Mar 20	LIPSCOMB	11-31	0-0	11-31	5-13	6-18	1-2	6-12	4-9	0-6	1-1	7
*Mar 23	at Pitt	14-26	0-0	14-26	11-15	3-11	4-4	2-6	7-8	3-5	5-5	2
*Mar 23	at Pitt	12-34	0-0	12-34	7-22	5-12	0-0	3-11	5-14	4-7	0-2	7
*Mar 24	at Pitt	11-30	0-0	11-30	7-15	4-15	1-1	5-12	5-13	3-7	3-4	7
Mar 27	RADFORD	12-23	0-0	12-23	7-13	5-10	1-1	8-11	5-8	2-4	0-0	4
*Mar 29	LOUISVILLE	9-31	0-0	9-31	5-12	4-19	1-2	5-13	3-8	0-7	0-0	6
*Mar 30	LOUISVILLE	9-24	0-0	9-24	6-18	3-6	2-5	0-4	6-12	3-4	4-6	6
*Mar 31	LOUISVILLE	11-27	0-0	11-27	7-16	4-11	1-2	6-12	4-8	3-6	2-4	3
*Apr 06	at Duke	6-26	0-0	6-26	3-12	3-14	0-2	1-8	2-6	3-7	1-2	7
*Apr 06	at Duke	12-31	0-0	12-31	6-17	6-14	0-0	3-9	4-8	3-7	1-1	5
*Apr 07	at Duke	5-26	0-0	5-26	2-9	3-17	0-0	3-10	1-4	1-7	0-0	5
Apr 10	JMU	2-23	0-0	2-23	0-7	2-16	0-1	0-7	0-2	1-7	0-0	5
Apr 10	JMU	11-24	0-0	11-24	6-15	5-9	0-2	2-7	6-12	3-4	0-1	3
*Apr 12	VIRGINIA	8-21	0-0	8-21	3-13	5-8	1-1	3-7	3-12	4-5	3-4	3
*Apr 13	VIRGINIA	6-22	0-0	6-22	4-9	2-13	0-0	3-7	1-6	2-6	0-3	5
*Apr 13	VIRGINIA	9-28	0-0	9-28	4-15	5-13	0-0	3-9	4-11	4-6	1-3	6
Apr 17	at Charlotte	10-33	6-18	4-15	3-20	7-13	0-0	4-12	3-10	5-7	3-4	7
Apr 17	at Charlotte	10-26	0-0	10-26	6-12	4-14	0-0	2-7	5-10	2-5	2-2	4
Totals		421-1217	28-90	393-1127	231-662	190-555	19-54	127-395	151-416	133-273	70-113	264
		.346	.311	.349	.349	.342	.352	.322	.363	.487	.619	



TEAM GAME-BY-GAME SITUATIONS (PITCHING)

Date	Opponent	Score	Total	vs	vs	With	Bases	With	Reach as	Gnd	Fly	ERA
		Score	h/ab	Left	Right	Runners	Empty	2-outs	Leadoff	Out	Out	
Feb 08	vs Wichita State	11-3	6-21	2-10	4-11	2-14	4-7	1-6	3-5	4	3	4.20
Feb 08	vs Central Michigan	6-0	2-23	1-9	1-14	0-6	2-17	1-8	0-7	0	8	1.75
Feb 09	vs Purdue	7-5	5-28	2-6	3-22	3-17	2-11	1-7	3-7	10	7	2.21
Feb 09	at Col. of Charleston	13-0	1-16	0-8	1-8	1-6	0-10	0-5	1-5	1	7	1.75
Feb 10	vs Purdue	5-0	3-24	0-4	3-20	2-6	1-18	2-9	0-7	1	10	1.35
Feb 16	vs Detroit Mercy	13-0	0-14	0-4	0-10	0-1	0-13	0-4	0-5	2	3	1.17
Feb 16	at Charleston So.	4-0	2-23	2-11	0-12	0-3	2-20	1-8	0-7	15	1	0.98
Feb 17	vs ETSU	8-3	6-27	1-11	5-16	4-11	2-16	2-9	1-7	16	1	0.98
Feb 17	at Charleston So.	10-0	0-21	0-7	0-14	0-4	0-17	0-7	0-7	2	6	0.86
Feb 22	vs Texas State	5-17	6-21	2-9	4-12	5-12	1-9	4-10	1-5	6	7	1.69
Feb 22	at South Florida	2-7	11-27	7-18	4-9	6-14	5-13	1-6	3-6	9	4	2.06
Feb 23	vs Georgia State	6-0	4-25	2-6	2-19	1-6	3-19	2-9	1-7	2	10	1.87
Feb 23	vs Texas State	10-0	6-24	2-9	4-15	2-15	4-9	3-9	4-6	8	4	1.73
Feb 24	vs Georgia State	5-1	2-26	1-10	1-16	1-11	1-15	0-8	2-7	10	6	1.67
Feb 27	at Radford	10-0	3-18	3-7	0-11	0-4	3-14	2-7	0-5	3	6	1.58
Mar 01	at Georgia	7-6	12-35	7-15	5-20	5-17	7-18	7-14	2-8	11	4	1.66
Mar 02	vs UAB	8-6	10-31	5-8	5-23	6-18	4-13	5-12	3-7	10	7	1.81
Mar 02	at Georgia	0-8	8-19	3-8	5-11	4-10	4-9	1-5	3-5	4	6	2.19
Mar 03	vs UAB	4-1	3-24	0-7	3-17	1-5	2-19	1-8	0-7	4	15	2.12
*Mar 09	GEORGIA TECH	5-1	10-31	5-12	5-19	4-19	6-12	3-10	4-7	10	1	2.06
*Mar 10	GEORGIA TECH	7-10	14-32	4-8	10-24	5-16	9-16	1-7	4-7	5	6	2.47
*Mar 10	GEORGIA TECH	5-4	7-27	3-9	4-18	2-11	5-16	2-9	3-7	13	3	2.55
*Mar 15	at NC State	4-2	7-28	2-4	5-24	3-10	4-18	3-10	2-7	11	3	2.52
*Mar 16	at NC State	12-1	3-17	1-2	2-15	0-6	3-11	1-6	2-5	11	2	2.44
*Mar 17	at NC State	1-0	3-22	0-1	3-21	1-8	2-14	1-8	1-7	13	3	2.33
Mar 19	BINGHAMTON	12-0	3-19	0-0	3-19	1-11	2-8	0-6	3-5	5	4	2.26
Mar 19	BINGHAMTON	9-1	2-18	0-0	2-18	0-13	2-5	0-5	3-5	1	3	2.20
Mar 20	LIPSCOMB	9-7	9-32	6-16	3-16	5-17	4-15	3-11	2-7	9	5	2.23
*Mar 23	at Pitt	18-0	2-17	0-2	2-15	1-7	1-10	1-6	1-5	1	5	2.17
*Mar 23	at Pitt	9-1	6-25	0-2	6-23	2-10	4-15	3-9	1-7	10	4	2.12
*Mar 24	at Pitt	10-2	3-23	1-2	2-21	1-11	2-12	0-6	3-7	3	4	2.12
Mar 27	RADFORD	8-0	5-21	3-9	2-12	1-10	4-11	1-6	1-5	5	4	2.07
*Mar 29	LOUISVILLE	5-7	9-31	6-13	3-18	5-20	4-11	1-8	4-8	13	2	2.23
*Mar 30	LOUISVILLE	10-1	5-19	4-9	1-10	1-12	4-7	0-5	2-5	2	6	2.21
*Mar 31	LOUISVILLE	13-5	5-23	1-9	4-14	3-8	2-15	2-8	2-6	5	5	2.31
*Apr 06	at Duke	3-0	5-24	1-9	4-15	0-13	5-11	0-5	3-7	6	3	2.24
*Apr 06	at Duke	6-0	4-25	3-10	1-15	1-10	3-15	3-10	2-7	4	10	2.17
*Apr 07	at Duke	2-1	3-24	2-14	1-10	0-9	3-15	0-7	1-7	12	3	2.11
Apr 10	JMU	1-3	6-26	0-6	6-20	3-9	3-17	0-6	1-7	9	3	2.13
Apr 10	JMU	12-0	0-15	0-3	0-12	0-0	0-15	0-5	0-5	2	9	2.09
*Apr 12	VIRGINIA	8-0	2-16	0-0	2-16	0-3	2-13	0-4	0-7	5	4	2.05
*Apr 13	VIRGINIA	1-0	1-22	0-0	1-22	0-3	1-19	0-7	1-7	3	10	2.00
*Apr 13	VIRGINIA	7-0	4-24	1-2	3-22	1-4	3-20	4-11	0-7	8	7	1.94
Apr 17	at Charlotte	9-1	7-27	5-14	2-13	3-15	4-12	2-9	2-7	6	9	1.92
Apr 17	at Charlotte	8-0	4-17	3-9	1-8	2-12	2-5	1-6	4-5	5	4	1.89
Totals		328-104	219-1052	91-332	128-720	88-447	131-605	66-341	79-286	295	237	1.89
			.208	.274	.178	.197	.217	.194	.276			



TEAM GAME-BY-GAME HITTING

Date	Opponent	ab	r	h	rbi	2b	3b	hr	tb	bb	ibb	sb	cs	hbp	sac	sf	gdp	k	po	a	e	lob	avg
Feb 08	vs Wichita State	28	11	13	10	4	0	1	20	1	0	1	0	1	0	0	0	3	15	5	1	4	.464
Feb 08	vs Central Michigan	27	6	10	6	0	0	2	16	2	0	0	0	1	0	1	1	1	21	0	0	7	.418
Feb 09	vs Purdue	31	7	11	6	4	0	1	18	4	0	3	0	0	0	1	0	0	21	11	4	8	.395
Feb 09	at Col. of Charleston	27	13	13	11	1	0	0	14	5	0	3	0	0	0	0	0	0	15	2	0	4	.416
Feb 10	vs Purdue	27	5	12	5	5	1	0	19	7	0	7	0	0	0	1	1	1	21	2	0	12	.421
Feb 16	vs Detroit Mercy	30	13	17	12	2	0	2	25	2	0	2	1	0	0	0	0	2	15	2	0	4	.447
Feb 16	at Charleston So.	31	4	10	4	1	0	0	11	2	0	1	0	0	1	0	0	2	21	14	0	9	.428
Feb 17	vs ETSU	34	8	15	8	2	0	2	23	5	0	2	0	2	0	0	0	3	21	17	1	12	.430
Feb 17	at Charleston So.	34	10	14	10	4	0	2	24	6	0	2	0	0	0	0	0	1	21	3	0	9	.428
Feb 22	vs Texas State	20	5	6	5	0	0	1	9	3	0	1	0	1	1	0	0	4	15	5	1	5	.419
Feb 22	at South Florida	24	2	5	2	0	0	1	8	3	0	0	1	1	0	0	0	3	18	8	1	5	.403
Feb 23	vs Georgia State	31	6	10	5	0	0	2	16	3	0	2	0	1	0	0	0	2	21	2	0	8	.395
Feb 23	vs Texas State	28	10	10	10	2	0	3	21	2	0	2	1	2	0	0	0	2	18	10	3	4	.392
Feb 24	vs Georgia State	29	5	10	5	0	0	1	13	3	0	4	0	0	0	0	0	2	21	9	3	9	.389
Feb 27	at Radford	23	10	8	8	1	0	3	18	4	0	1	1	2	1	0	0	3	15	2	0	5	.387
Mar 01	at Georgia	34	7	11	7	5	1	1	21	5	0	0	0	1	1	0	0	8	24	11	1	10	.382
Mar 02	vs UAB	32	8	11	7	1	0	3	21	3	0	0	0	2	0	0	0	6	21	9	2	8	.380
Mar 02	at Georgia	16	0	1	0	1	0	0	2	2	0	0	0	0	0	0	0	2	12	4	1	3	.370
Mar 03	vs UAB	25	4	7	4	0	0	2	13	2	0	0	0	0	0	1	0	5	21	4	0	6	.365
*Mar 09	GEORGIA TECH	23	5	6	4	1	0	1	10	1	0	1	1	1	1	0	0	4	21	10	1	3	.361
*Mar 10	GEORGIA TECH	29	7	8	7	1	0	3	18	6	0	1	0	0	0	0	0	3	21	4	1	7	.357
*Mar 10	GEORGIA TECH	26	5	7	4	1	0	2	14	1	0	1	0	0	0	1	0	7	21	13	0	3	.353
*Mar 15	at NC State	25	4	6	3	1	0	0	7	3	0	0	2	0	1	1	0	6	21	11	0	5	.349
*Mar 16	at NC State	27	12	11	12	0	1	5	28	4	0	1	0	0	0	0	0	3	15	11	1	4	.351
*Mar 17	at NC State	23	1	2	1	0	1	0	4	4	0	0	0	2	0	1	0	9	21	12	0	8	.342
Mar 19	BINGHAMTON	22	12	10	11	2	1	3	23	5	0	1	0	1	0	1	1	3	15	4	1	5	.346
Mar 19	BINGHAMTON	25	9	9	8	3	0	1	15	5	0	3	0	0	0	0	0	7	15	1	1	7	.346
Mar 20	LIPSCOMB	31	9	11	9	3	0	4	26	3	0	0	0	0	0	0	0	2	21	7	3	7	.346
*Mar 23	at Pitt	26	18	14	18	0	0	5	29	7	0	0	0	0	1	1	2	2	15	2	0	2	.353
*Mar 23	at Pitt	34	9	12	8	3	0	1	18	3	0	1	0	0	0	0	0	8	21	13	0	7	.353
*Mar 24	at Pitt	30	10	11	10	4	0	2	21	5	0	4	0	1	0	2	0	3	21	4	0	7	.353
Mar 27	RADFORD	23	8	12	8	4	0	2	22	1	0	1	0	1	0	0	0	0	15	5	0	5	.358
*Mar 29	LOUISVILLE	31	5	9	5	2	0	1	14	1	0	0	0	0	0	0	0	8	21	13	0	6	.355
*Mar 30	LOUISVILLE	24	10	9	9	2	0	2	17	3	0	1	0	1	0	0	0	2	15	2	0	6	.356
*Mar 31	LOUISVILLE	27	13	11	11	1	0	4	24	4	0	1	0	0	0	0	0	5	18	5	0	3	.357
*Apr 06	at Duke	26	3	6	3	1	0	0	7	3	0	0	0	1	0	1	0	8	21	8	0	7	.354
*Apr 06	at Duke	31	6	12	6	1	0	1	16	1	0	0	0	0	0	1	0	4	21	4	0	6	.355
*Apr 07	at Duke	26	2	5	2	1	1	1	11	2	0	0	0	0	0	0	0	5	21	11	1	5	.351
Apr 10	JMU	23	1	2	1	0	0	1	5	3	0	1	0	1	0	0	0	7	21	10	2	5	.345
Apr 10	JMU	24	12	11	10	3	0	4	26	3	0	0	0	0	0	0	0	2	15	2	0	3	.348
*Apr 12	VIRGINIA	21	8	8	8	4	0	2	18	5	0	3	0	0	0	0	0	2	15	5	0	5	.348
*Apr 13	VIRGINIA	22	1	6	1	2	0	0	8	1	0	0	0	0	1	0	0	1	21	3	0	5	.347
*Apr 13	VIRGINIA	28	7	9	7	4	1	2	21	3	0	3	0	0	0	0	0	7	21	10	0	6	.346
Apr 17	at Charlotte	33	9	10	9	0	0	3	19	4	0	3	1	0	0	0	0	1	21	6	0	7	.345
Apr 17	at Charlotte	26	8	10	7	2	0	2	18	1	0	1	0	0	0	0	0	2	15	6	0	4	.346
Totals		1217	328	421	307	79	7	79	751	146	0	58	8	23	8	13	5	161	846	302	29	270	.346



TEAM GAME-BY-GAME PITCHING

Date	Opponent	ip	h	r	er	bb	so	2b	3b	hr	wp	bk	hbp	dp	ibb	score	w-l	sv	era
Feb 08	vs Wichita State	5.0	6	3	3	5	7	2	0	0	2	0	0	0	0	11-3	1-0	0	4.20
Feb 08	vs Central Michigan	7.0	2	0	0	1	13	0	0	0	0	0	1	0	0	6-0	2-0	0	1.75
Feb 09	vs Purdue	7.0	5	5	3	4	3	1	0	0	1	0	0	1	0	7-5	3-0	0	2.21
Feb 09	at Col. of Charleston	5.0	1	0	0	1	7	0	0	0	0	0	1	0	0	13-0	4-0	0	1.75
Feb 10	vs Purdue	7.0	3	0	0	1	10	0	0	0	0	0	0	0	0	5-0	5-0	0	1.35
Feb 16	vs Detroit Mercy	5.0	0	0	0	1	9	0	0	0	0	0	0	0	0	13-0	6-0	0	1.17
Feb 16	at Charleston So.	7.0	2	0	0	0	5	0	0	0	1	0	0	0	0	4-0	7-0	0	0.98
Feb 17	vs ETSU	7.0	6	3	1	1	4	1	0	0	1	0	1	0	0	8-3	8-0	0	0.98
Feb 17	at Charleston So.	7.0	0	0	0	2	13	0	0	0	1	0	0	0	0	10-0	9-0	0	0.86
Feb 22	vs Texas State	5.0	6	17	8	12	2	2	0	0	1	0	4	0	0	5-17	9-1	0	1.69
Feb 22	at South Florida	6.0	11	7	5	0	3	0	1	0	1	0	2	1	0	2-7	9-2	0	2.06
Feb 23	vs Georgia State	7.0	4	0	0	0	9	0	0	0	0	0	1	0	0	6-0	10-2	0	1.87
Feb 23	vs Texas State	6.0	6	0	0	1	5	0	0	0	0	0	0	1	0	10-0	11-2	0	1.73
Feb 24	vs Georgia State	7.0	2	1	1	3	6	0	0	0	0	0	0	0	0	5-1	12-2	1	1.67
Feb 27	at Radford	5.0	3	0	0	1	6	1	0	0	0	0	0	0	0	10-0	13-2	1	1.58
Mar 01	at Georgia	8.0	12	6	3	1	7	4	1	1	0	0	1	1	0	7-6	14-2	2	1.66
Mar 02	vs UAB	7.0	10	6	4	2	2	3	0	0	1	0	0	1	0	8-6	15-2	2	1.81
Mar 02	at Georgia	4.0	8	8	7	2	2	1	1	2	0	0	0	0	0	0-8	15-3	2	2.19
Mar 03	vs UAB	7.0	3	1	1	0	2	2	0	0	0	0	0	0	0	4-1	16-3	2	2.12
*Mar 09	GEORGIA TECH	7.0	10	1	1	0	10	1	0	0	1	0	1	0	0	5-1	17-3	2	2.06
*Mar 10	GEORGIA TECH	7.0	14	10	10	6	9	6	0	5	1	0	0	0	1	7-10	17-4	2	2.47
*Mar 10	GEORGIA TECH	7.0	7	4	4	2	4	0	0	2	0	0	0	0	0	5-4	18-4	2	2.55
*Mar 15	at NC State	7.0	7	2	2	1	7	1	1	1	0	0	0	0	0	4-2	19-4	2	2.52
*Mar 16	at NC State	5.0	3	1	0	2	1	2	0	0	0	0	0	1	0	12-1	20-4	2	2.44
*Mar 17	at NC State	7.0	3	0	0	2	3	0	0	0	0	0	1	1	0	1-0	21-4	2	2.33
Mar 19	BINGHAMTON	5.0	3	0	0	2	6	0	0	0	0	0	1	0	0	12-0	22-4	2	2.26
Mar 19	BINGHAMTON	5.0	2	1	0	3	11	1	0	0	0	0	2	0	0	9-1	23-4	2	2.20
Mar 20	LIPSCOMB	7.0	9	7	3	2	6	2	0	0	0	0	0	0	0	9-7	24-4	2	2.23
*Mar 23	at Pitt	5.0	2	0	0	2	9	0	0	0	0	0	1	0	0	18-0	25-4	2	2.17
*Mar 23	at Pitt	7.0	6	1	1	2	5	0	0	0	0	0	0	1	0	9-1	26-4	2	2.12
*Mar 24	at Pitt	7.0	3	2	2	4	13	0	0	1	1	0	0	1	0	10-2	27-4	2	2.12
Mar 27	RADFORD	5.0	5	0	0	2	6	0	0	0	0	0	0	0	0	8-0	28-4	2	2.07
*Mar 29	LOUISVILLE	7.0	9	7	7	2	6	3	1	0	1	0	1	0	0	5-7	28-5	2	2.23
*Mar 30	LOUISVILLE	5.0	5	1	1	2	7	1	0	1	0	0	1	0	0	10-1	29-5	2	2.21
*Mar 31	LOUISVILLE	6.0	5	5	5	0	8	2	0	1	0	0	2	0	0	13-5	30-5	2	2.31
*Apr 06	at Duke	7.0	5	0	0	2	10	1	0	0	0	0	1	1	0	3-0	31-5	2	2.24
*Apr 06	at Duke	7.0	4	0	0	0	7	0	0	0	0	0	2	0	0	6-0	32-5	2	2.17
*Apr 07	at Duke	7.0	3	1	0	4	5	2	0	0	1	0	2	0	0	2-1	33-5	2	2.11
Apr 10	JMU	7.0	6	3	3	1	8	0	0	0	1	0	0	1	0	1-3	33-6	2	2.13
Apr 10	JMU	5.0	0	0	0	0	4	0	0	0	0	0	0	0	0	12-0	34-6	2	2.09
*Apr 12	VIRGINIA	5.0	2	0	0	0	5	0	0	0	0	0	0	1	0	8-0	35-6	2	2.05
*Apr 13	VIRGINIA	7.0	1	0	0	0	8	1	0	0	0	0	0	0	0	1-0	36-6	2	2.00
*Apr 13	VIRGINIA	7.0	4	0	0	0	5	0	0	0	0	0	1	0	0	7-0	37-6	2	1.94
Apr 17	at Charlotte	7.0	7	1	1	2	5	2	0	0	0	0	0	1	0	9-1	38-6	2	1.92
Apr 17	at Charlotte	5.0	4	0	0	4	5	0	0	0	0	0	0	0	0	8-0	39-6	2	1.89
Totals		282.0	219	104	76	85	288	42	5	14	15	0	27	13	1	328-104	39-6	2	1.89



OPPONENT GAME-BY-GAME BATTING

Date	Opponent	ab	r	h	rbi	2b	3b	hr	tb	bb	ibb	sb	cs	hbp	sac	sf	gdp	k	po	a	e	lob	avg
Feb 08	vs Wichita State	21	3	6	3	2	0	0	8	5	0	0	0	0	0	0	0	7	15	3	0	8	.286
Feb 08	vs Central Michigan	23	0	2	0	0	0	0	2	1	0	0	0	1	0	0	0	13	18	3	2	4	.182
Feb 09	vs Purdue	28	5	5	4	1	0	0	6	4	0	0	0	0	0	0	0	3	21	11	0	6	.181
Feb 09	at Col. of Charleston	16	0	1	0	0	0	0	1	1	0	0	0	1	0	0	0	7	15	5	2	3	.159
Feb 10	vs Purdue	24	0	3	0	0	0	0	3	1	0	0	0	0	0	0	0	10	18	6	0	4	.152
Feb 16	vs Detroit Mercy	14	0	0	0	0	0	0	0	1	0	0	0	0	0	0	0	9	15	6	1	0	.135
Feb 16	at Charleston So.	23	0	2	0	0	0	0	2	0	0	0	0	0	0	0	0	5	21	14	1	2	.128
Feb 17	vs ETSU	27	3	6	2	1	0	0	7	1	0	0	0	1	0	0	0	4	21	5	0	5	.142
Feb 17	at Charleston So.	21	0	0	0	0	0	0	0	2	0	0	0	0	0	0	0	13	21	8	1	2	.127
Feb 22	vs Texas State	21	17	6	17	2	0	0	8	12	0	1	0	4	0	1	0	2	15	3	0	6	.142
Feb 22	at South Florida	27	7	11	7	0	1	0	13	0	0	0	1	2	0	1	0	3	21	3	0	5	.171
Feb 23	vs Georgia State	25	0	4	0	0	0	0	4	0	0	0	0	1	0	0	0	9	21	7	0	5	.170
Feb 23	vs Texas State	24	0	6	0	0	0	0	6	1	0	1	0	0	0	0	0	5	18	8	1	7	.177
Feb 24	vs Georgia State	26	1	2	1	0	0	0	2	3	0	2	0	0	0	0	0	6	18	7	1	7	.169
Feb 27	at Radford	18	0	3	0	1	0	0	4	1	0	0	0	0	0	0	0	6	15	7	2	4	.169
Mar 01	at Georgia	35	6	12	6	4	1	1	21	1	0	0	0	1	0	0	1	7	24	5	0	7	.185
Mar 02	vs UAB	31	6	10	6	3	0	0	13	2	0	1	0	0	0	0	1	2	21	8	1	6	.196
Mar 02	at Georgia	19	8	8	8	1	1	2	17	2	0	1	0	0	1	1	0	2	15	8	0	3	.206
Mar 03	vs UAB	24	1	3	1	2	0	0	5	0	0	0	0	0	0	0	0	2	18	7	1	2	.201
*Mar 09	GEORGIA TECH	31	1	10	1	1	0	0	11	0	0	1	0	1	0	0	0	10	18	6	1	10	.209
*Mar 10	GEORGIA TECH	32	10	14	10	6	0	5	35	6	1	1	1	0	1	1	0	9	21	13	0	9	.224
*Mar 10	GEORGIA TECH	27	4	7	4	0	0	2	13	2	0	1	0	0	0	0	0	4	20	5	1	4	.225
*Mar 15	at NC State	28	2	7	2	1	1	1	13	1	0	0	0	0	0	0	0	7	21	6	2	6	.227
*Mar 16	at NC State	17	1	3	1	2	0	0	5	2	0	0	0	0	0	0	0	1	15	5	1	3	.225
*Mar 17	at NC State	22	0	3	0	0	0	0	3	2	0	0	0	1	0	0	1	3	21	2	0	4	.222
Mar 19	BINGHAMTON	19	0	3	0	0	0	0	3	2	0	3	0	1	0	0	0	6	12	4	2	7	.220
Mar 19	BINGHAMTON	18	1	2	0	1	0	0	3	3	0	1	0	2	0	0	0	11	14	2	3	7	.217
Mar 20	LIPSCOMB	32	7	9	6	2	0	0	11	2	0	2	0	0	0	0	0	6	18	6	1	6	.220
*Mar 23	at Pitt	17	0	2	0	0	0	0	2	2	0	0	0	1	0	0	0	9	15	6	1	5	.217
*Mar 23	at Pitt	25	1	6	1	0	0	0	6	2	0	0	0	0	0	0	1	5	21	5	1	5	.218
*Mar 24	at Pitt	23	2	3	2	0	0	1	6	4	0	1	0	0	1	0	1	13	21	4	0	5	.215
Mar 27	RADFORD	21	0	5	0	0	0	0	5	2	0	0	0	0	0	0	0	6	12	5	0	8	.216
*Mar 29	LOUISVILLE	31	7	9	7	3	1	0	14	2	0	4	0	1	0	0	0	6	21	7	1	6	.219
*Mar 30	LOUISVILLE	19	1	5	1	1	0	1	9	2	0	0	0	1	1	0	0	7	12	4	3	7	.220
*Mar 31	LOUISVILLE	23	5	5	5	2	0	1	10	0	0	1	0	2	0	0	0	8	15	4	1	2	.220
*Apr 06	at Duke	24	0	5	0	1	0	0	6	2	0	2	1	1	0	0	0	10	21	2	0	6	.220
*Apr 06	at Duke	25	0	4	0	0	0	0	4	0	0	0	0	2	0	0	0	7	21	6	0	6	.218
*Apr 07	at Duke	24	1	3	0	2	0	0	5	4	0	0	1	2	0	0	0	5	21	6	0	8	.215
Apr 10	JMU	26	3	6	3	0	0	0	6	1	0	0	0	0	0	0	1	8	21	3	0	3	.216
Apr 10	JMU	15	0	0	0	0	0	0	0	0	0	0	0	0	0	0	0	4	12	7	4	0	.212
*Apr 12	VIRGINIA	16	0	2	0	0	0	0	2	0	0	0	0	0	0	0	1	5	13	8	0	1	.211
*Apr 13	VIRGINIA	22	0	1	0	1	0	0	2	0	0	0	0	0	0	0	0	8	18	4	1	1	.207
*Apr 13	VIRGINIA	24	0	4	0	0	0	0	4	0	0	0	1	1	0	0	0	5	18	6	2	4	.206
Apr 17	at Charlotte	27	1	7	1	2	0	0	9	2	0	0	0	0	0	0	1	5	21	10	2	7	.208
Apr 17	at Charlotte	17	0	4	0	0	0	0	4	4	0	0	1	0	1	0	0	5	15	2	2	7	.208
Totals		1052	104	219	99	42	5	14	313	85	1	23	6	27	5	4	8	288	809	262	42	223	.208



OPPONENT GAME-BY-GAME PITCHING

Date	Opponent	ip	h	r	er	bb	so	2b	3b	hr	wp	bk	hbp	dp	ibb	score	w-l	sv	era
Feb 08	vs Wichita State	5.0	13	11	11	1	3	4	0	1	1	0	1	0	0	3-11	0-1	0	15.40
Feb 08	vs Central Michigan	6.0	10	6	5	2	1	0	0	2	0	0	1	2	0	0-6	0-2	0	10.18
Feb 09	vs Purdue	7.0	11	7	7	4	0	4	0	1	2	0	0	0	0	5-7	0-3	0	8.94
Feb 09	at Col. of Charleston	5.0	13	13	11	5	0	1	0	0	1	0	0	1	0	0-13	0-4	0	10.35
Feb 10	vs Purdue	6.0	12	5	5	7	1	5	1	0	1	0	0	1	0	0-5	0-5	0	9.41
Feb 16	vs Detroit Mercy	5.0	17	13	12	2	2	2	0	2	0	0	0	1	0	0-13	0-6	0	10.50
Feb 16	at Charleston So.	7.0	10	4	3	2	2	1	0	0	0	0	0	0	0	0-4	0-7	0	9.22
Feb 17	vs ETSU	7.0	15	8	8	5	3	2	0	2	1	0	2	0	0	3-8	0-8	0	9.04
Feb 17	at Charleston So.	7.0	14	10	9	6	1	4	0	2	0	0	0	1	0	0-10	0-9	0	9.04
Feb 22	vs Texas State	5.0	6	5	5	3	4	0	0	1	0	0	1	0	0	17-5	1-9	0	8.87
Feb 22	at South Florida	7.0	5	2	2	3	3	0	0	1	0	0	1	1	0	7-2	2-9	0	8.15
Feb 23	vs Georgia State	7.0	10	6	6	3	2	0	0	2	1	0	1	0	0	0-6	2-10	0	7.95
Feb 23	vs Texas State	6.0	10	10	10	2	2	2	0	3	0	0	2	0	0	0-10	2-11	0	8.23
Feb 24	vs Georgia State	6.0	10	5	5	3	2	0	0	1	0	0	0	0	0	1-5	2-12	0	8.06
Feb 27	at Radford	5.0	8	10	7	4	3	1	0	3	0	0	2	0	0	0-10	2-13	0	8.15
Mar 01	at Georgia	8.0	11	7	7	5	8	5	1	1	1	0	1	0	0	6-7	2-14	0	7.99
Mar 02	vs UAB	7.0	11	8	7	3	6	1	0	3	2	0	2	0	0	6-8	2-15	0	7.92
Mar 02	at Georgia	5.0	1	0	0	2	2	1	0	0	0	0	0	0	0	8-0	3-15	0	7.57
Mar 03	vs UAB	6.0	7	4	4	2	5	0	0	2	0	0	0	0	0	1-4	3-16	0	7.42
*Mar 09	Georgia Tech	6.0	6	5	3	1	4	1	0	1	0	0	1	0	0	1-5	3-17	0	7.23
*Mar 10	Georgia Tech	7.0	8	7	7	6	3	1	0	3	3	0	0	0	0	10-7	4-17	0	7.22
*Mar 10	Georgia Tech	6.2	7	5	4	1	7	1	0	2	1	0	0	0	0	4-5	4-18	0	7.07
*Mar 15	at NC State	7.0	6	4	1	3	6	1	0	0	1	0	0	1	0	2-4	4-19	0	6.77
*Mar 16	at NC State	5.0	11	12	11	4	3	0	1	5	1	0	0	0	0	1-12	4-20	0	7.06
*Mar 17	at NC State	7.0	2	1	1	4	9	0	1	0	1	0	2	0	0	0-1	4-21	0	6.79
Mar 19	Binghamton	4.0	10	12	6	5	3	2	1	3	0	0	1	1	0	0-12	4-22	0	6.88
Mar 19	Binghamton	4.2	9	9	7	5	7	3	0	1	1	0	0	0	0	1-9	4-23	0	6.99
Mar 20	Lipscomb	6.0	11	9	9	3	2	3	0	4	0	0	0	0	0	7-9	4-24	0	7.11
*Mar 23	at Pitt	5.0	14	18	18	7	2	0	0	5	1	0	0	2	0	0-18	4-25	0	7.63
*Mar 23	at Pitt	7.0	12	9	8	3	8	3	0	1	2	0	0	0	0	1-9	4-26	0	7.64
*Mar 24	at Pitt	7.0	11	10	10	5	3	4	0	2	0	0	1	0	0	2-10	4-27	0	7.73
Mar 27	Radford	4.0	12	8	8	1	0	4	0	2	1	0	1	0	0	0-8	4-28	0	7.86
*Mar 29	Louisville	7.0	9	5	4	1	8	2	0	1	1	0	0	0	0	7-5	5-28	0	7.72
*Mar 30	Louisville	4.0	9	10	5	3	2	2	0	2	0	0	1	0	0	1-10	5-29	0	7.74
*Mar 31	Louisville	5.0	11	13	11	4	5	1	0	4	0	0	0	0	0	5-13	5-30	0	7.93
*Apr 06	at Duke	7.0	6	3	3	3	8	1	0	0	0	0	1	0	0	0-3	5-31	0	7.77
*Apr 06	at Duke	7.0	12	6	6	1	4	1	0	1	1	0	0	0	0	0-6	5-32	0	7.71
*Apr 07	at Duke	7.0	5	2	2	2	5	1	1	1	0	0	0	0	0	1-2	5-33	0	7.54
Apr 10	JMU	7.0	2	1	1	3	7	0	0	1	0	0	1	0	0	3-1	6-33	0	7.34
Apr 10	JMU	4.0	11	12	10	3	2	3	0	4	0	0	0	0	0	0-12	6-34	0	7.51
*Apr 12	Virginia	4.1	8	8	8	5	2	4	0	2	3	0	0	0	0	0-8	6-35	0	7.61
*Apr 13	Virginia	6.0	6	1	0	1	1	2	0	0	0	0	0	2	0	0-1	6-36	0	7.43
*Apr 13	Virginia	6.0	9	7	7	3	7	4	1	2	0	0	0	0	0	0-7	6-37	0	7.44
Apr 17	at Charlotte	7.0	10	9	7	4	1	0	0	3	0	0	0	0	0	1-9	6-38	0	7.43
Apr 17	at Charlotte	5.0	10	8	8	1	2	2	0	2	0	0	0	0	0	0-8	6-39	0	7.50
Totals		269.2	421	328	289	146	161	79	7	79	27	0	23	13	0	104-328	6-39	0	7.50



GAME-BY-GAME LEADERS

Opponent	Date	Hits	Runs	BB	RBI	HR	SB	Ks	IP
[RV/RV] Wichita State	2/8/19	3 - Lattin	3 - Nolan	1 - Nolan	3 - Nolan	1 - Nolan	1 - Nolan	7 - Eberle	5.0 - Eberle
Central Michigan	2/8/19	2 - (3 players)	2 - Nolan	1 - (2 players)	2 - (2 players)	1 - (2 players)	None	13 - Rochard	7.0 - Rochard
Purdue	2/9/19	3 - Bennett	2 - (2 players)	2 - Velazquez	2 - (2 players)	1 - Lattin	1 - (3 players)	3 - Eberle	7.0 - Rochard
College of Charleston	2/9/19	3 - (2 players)	2 - (2 players)	2 - Trull	3 - Velazquez	None	1 - (3 players)	7 - Rochard	5.0 - Rochard
Purdue	2/10/19	3 - Strouth	3 - Velazquez	2 - Trull	3 - Strouth	None	2 - Banks	10 - Rochard	7.0 - Rochard
Detroit Mercy	2/16/19	3 - (2 players)	3 - Banks	1 - (2 players)	3 - (2 players)	1 - (2 players)	1 - (2 players)	9 - Rochard	5.0 - Rochard
Charleston Southern	2/16/19	3 - Strouth	2 - Trull	1 - (2 players)	2 - Strouth	None	1 - Nolan	5 - Eberle	7.0 - Eberle
ETSU	2/17/19	4 - Trull	3 - Lawter	1 - 5 players	3 - Trull	1 - (2 players)	1 - (2 players)	4 - Eberle	7.0 - Eberle
Charleston Southern	2/17/19	2 - (3 players)	2 - Bailey	2 - Duff	3 - Slaw	1 - (2 players)	1 - (2 players)	13 - Rochard	7.0 - Rochard
--/[RV] Texas State	2/22/19	2 - Bennett	1 - (5 players)	1 - (3 players)	2 - (2 players)	1 - Chavez	1 - Kalt	1 - (2 players)	3.2 - Rochard
USF	2/22/19	2 - Trull	1 - (2 players)	1 - (3 players)	2 - Trull	1 - Trull	None	3 - Eberle	6.0 - Eberle
Georgia State	2/23/19	3 - Strouth	2 - Strouth	1 - (3 players)	2 - Strouth	1 - (2 players)	1 - (2 players)	9 - Rochard	7.0 - Rochard
--/[RV] Texas State	2/23/19	3 - Bennett	3 - (2 players)	1 - (2 players)	4 - Bennett	2 - Bennett	1 - (2 players)	5 - Eberle	6.0 - Eberle
Georgia State	2/24/19	3 - Trull	1 - (5 players)	1 - (3 players)	2 - Lawter	1 - Lawter	1 - (4 players)	4 - Rochard	4.0 - Eberle
Radford	2/27/19	3 - Nolan	3 - Nolan	1 - (4 players)	3 - Nolan	2 - Nolan	1 - Lawter	5 - Rochard	3.0 - Rochard
No. 8/8 Georgia	3/1/19	4 - Trull	2 - (2 players)	2 - Bennett	3 - Trull	1 - Bennett	None	6 - Eberle	7.0 - Eberle
UAB	3/2/19	2 - (4 players)	3 - Trull	1 - (3 players)	3 - Nolan	2 - Nolan	None	2 - Eberle	6.1 - Eberle
No. 8/8 Georgia	3/2/19	1 - Velazquez	None	1 - (2 players)	None	None	None	2 - Rochard	4.0 - Rochard
UAB	3/3/19	2 - Bennett	1 - (4 players)	1 - (2 players)	2 - Strouth	1 - (2 players)	None	2 - Rochard	7.0 - Rochard
Georgia Tech	3/9/19	2 - (2 players)	1 - (5 players)	1 - Bennett	3 - Trull	None	None	10 - Eberle	7.0 - Eberle
Georgia Tech	3/10/19	2 - (2 players)	2 - Bailey	1 - (6 players)	4 - Velazquez	1 - (3 players)	1 - Velazquez	9 - Rochard	5.0 - Rochard
Georgia Tech	3/10/19	2 - Bailey	1 - (5 players)	1 - Strouth	2 - Strouth	1 - (2 players)	1 - Kalt	4 - Eberle	7.0 - Eberle
NC State	3/15/19	2 - Strouth	2 - Banks	2 - Velazquez	1 - 3 (players)	None	None	7 - Eberle	7.0 - Eberle
NC State	3/16/19	3 - Trull	3 - Velazquez	2 - Nolan	4 - Strouth	1 - (5 players)	None	1 - Eberle	5.0 - Eberle
NC State	3/17/19	1 - (2 players)	1 - Bennett	1 - (4 players)	1 - Bailey	None	None	3 - Eberle	7.0 - Eberle
Binghamton	3/19/19	3 - Lawter	2 - (4 players)	2 - Bailey	4 - Lawter	2 - Lawter	1 - Banks	5 - Eberle	4.0 - Eberle
Binghamton	3/19/19	2 - (2 players)	2 - (2 players)	1 - (5 players)	4 - Strouth	1 - Duff	1 - (3 players)	11 - Rochard	5.0 - Rochard
Lipscomb	3/20/19	3 - (2 players)	2 - (3 players)	1 - (3 players)	4 - Strouth	1 - (4 players)	None	6 - Eberle	7.0 - Eberle
Pitt	3/23/19	2 - (4 players)	3 - Bennett	3 - Bennett	4 - Strouth	1 - (5 players)	None	0 - Rochard	5.0 - Rochard
Pitt	3/23/19	3 - Trull	2 - Bailey	1 - (3 players)	3 - Bennett	1 - Bennett	1 - Trull	5 - Eberle	7.0 - Eberle
Pitt	3/24/19	2 - (4 players)	2 - (2 players)	2 - (2 players)	3 - (2 players)	1 - (2 players)	1 - (4 players)	13 - Rochard	7.0 - Rochard
Radford	3/27/19	2 - (2 players)	1 - (8 players)	1 - Chavez	4 - Nolan	1 - (2 players)	1 - Velazquez	6 - Eberle	5.0 - Eberle
Louisville	3/29/19	2 - (2 players)	1 - (5 players)	1 - Velazquez	2 - Bennett	1 - Bennett	None	6 - Eberle	7.0 - Eberle
Louisville	3/30/19	2 - (3 players)	2 - (2 players)	1 - (3 players)	4 - Bennett	1 - (2 players)	1 - Kalt	7 - Rochard	5.0 - Rochard
Louisville	3/31/19	2 - (3 players)	3 - Bailey	1 - (4 players)	4 - Nolan	1 - (4 players)	1 - Johnson	8 - Rochard	6.0 - Rochard
Duke	4/6/19	2 - (2 players)	1 - (3 players)	2 - Bailey	1 - (3 players)	None	None	10 - Eberle	7.0 - Eberle
Duke	4/6/19	3 - Strouth	2 - Velazquez	1 - Lawter	2 - (2 players)	1 - Nolan	None	7 - Rochard	7.0 - Rochard
Duke	4/7/19	2 - (2 players)	2 - Nolan	1 - (2 players)	1 - (2 players)	1 - Nolan	None	5 - Eberle	7.0 - Eberle
No. 20/17 JMU	4/10/19	1 - (2 players)	1 - Strouth	1 - (3 players)	1 - Strouth	1 - Strouth	1 - Bailey	8 - Eberle	7.0 - Eberle
No. 20/17 JMU	4/10/19	2 - (4 players)	3 - Bailey	1 - (3 players)	3 - Duff	2 - Duff	None	4 - Rochard	5.0 - Rochard
Virginia	4/12/19	2 - Strouth	3 - Bailey	2 - Bailey	4 - Strouth	1 - (2 players)	1 - (3 players)	5 - Eberle	5.0 - Eberle
Virginia	4/13/19	1 - (6 players)	1 - Bennett	1 - Bennett	1 - Duff	None	None	8 - Rochard	7.0 - Rochard
Virginia	4/13/19	2 - (2 players)	2 - Velazquez	2 - Nolan	3 - Bennett	1 - (2 players)	1 - (3 players)	5 - Eberle	7.0 - Eberle
Charlotte	4/17/19	2 - (3 players)	2 - Nolan	1 - (4 players)	3 - Trull	1 - (3 players)	1 - (3 players)	5 - Rochard	7.0 - Rochard
Charlotte	4/17/19	2 - (2 players)	2 - (2 players)	1 - Velazquez	3 - Bennett	1 - (2 players)	1 - Strouth	5 - Eberle	5.0 - Eberle



GAME-BY-GAME STARTERS

Opponent	Date	P	C	1B	2B	3B	SS	LF	CF	RF	DP
[RV/RV] Wichita State	2/8/19	Eberle	Duff	Walton	Lattin	Bennett	Nolan	Strouth	Banks	Davis	Velazquez
Central Michigan	2/8/19	Rochard	Lawter	Bailey	Lattin	Bennett	Nolan	Strouth	Davis	Velazquez	Slaw
Purdue	2/9/19	Eberle	Lawter	Walton	Lattin	Bennett	Nolan	Strouth	Banks	Velazquez	Slaw
College of Charleston	2/9/19	Rochard	Duff	Walton	Bailey	Bennett	Nolan	Strouth	Trull	Velazquez	Slaw
Purdue	2/10/19	Rochard	Duff	Walton	Banks	Bennett	Nolan	Strouth	Trull	Velazquez	Slaw
Detroit Mercy	2/16/19	Rochard	Duff	Walton	Banks	Bennett	Nolan	Strouth	Trull	Velazquez	Slaw
Charleston Southern	2/16/19	Eberle	Lawter	Bailey	Banks	Bennett	Nolan	Strouth	Trull	Velazquez	Duff
ETSU	2/17/19	Eberle	Lawter	Bailey	Banks	Bennett	Nolan	Strouth	Trull	Velazquez	Duff
Charleston Southern	2/17/19	Rochard	Duff	Bailey	Banks	Bennett	Nolan	Strouth	Trull	Velazquez	Walton
--/[RV] Texas State	2/22/19	Rochard	Duff	Walton	Banks	Bennett	Nolan	Strouth	Trull	Velazquez	Slaw
USF	2/22/19	Eberle	Lawter	Bailey	Banks	Bennett	Nolan	Strouth	Trull	Velazquez	Davis
Georgia State	2/23/19	Rochard	Duff	Bailey	Banks	Bennett	Nolan	Strouth	Trull	Velazquez	Chavez
--/[RV] Texas State	2/23/19	Eberle	Lawter	Bailey	Banks	Bennett	Nolan	Strouth	Trull	Velazquez	Davis
Georgia State	2/24/19	Eberle	Lawter	Bailey	Banks	Bennett	Nolan	Strouth	Trull	Velazquez	Davis
Radford	2/27/19	Rochard	Lawter	Bailey	Banks	Bennett	Nolan	Strouth	Trull	Velazquez	Davis
No. 8/8 Georgia	3/1/19	Eberle	Lawter	Bailey	Banks	Bennett	Nolan	Strouth	Trull	Velazquez	Duff
UAB	3/2/19	Eberle	Duff	Bailey	Banks	Bennett	Nolan	Strouth	Trull	Velazquez	Davis
No. 8/8 Georgia	3/2/19	Rochard	Lawter	Bailey	Banks	Bennett	Nolan	Strouth	Trull	Velazquez	Slaw
UAB	3/3/19	Rochard	Lawter	Bailey	Banks	Bennett	Nolan	Strouth	Trull	Velazquez	Slaw
Georgia Tech	3/9/19	Eberle	Lawter	Bailey	Banks	Bennett	Nolan	Strouth	Trull	Velazquez	Davis
Georgia Tech	3/10/19	Rochard	Duff	Bailey	Banks	Bennett	Nolan	Strouth	Trull	Velazquez	Davis
Georgia Tech	3/10/19	Eberle	Lawter	Bailey	Banks	Bennett	Nolan	Strouth	Trull	Velazquez	Walton
NC State	3/15/19	Eberle	Lawter	Bailey	Banks	Bennett	Nolan	Strouth	Trull	Velazquez	Walton
NC State	3/16/19	Rochard	Lawter	Bailey	Banks	Bennett	Nolan	Strouth	Trull	Velazquez	Duff
NC State	3/17/19	Eberle	Lawter	Bailey	Banks	Bennett	Nolan	Strouth	Trull	Velazquez	Duff
Binghamton	3/19/19	Eberle	Lawter	Bailey	Banks	Bennett	Nolan	Strouth	Trull	Davis	Chavez
Binghamton	3/19/19	Rochard	Duff	Bailey	Banks	Bennett	Nolan	Strouth	Davis	Velazquez	Chavez
Lipscomb	3/20/19	Rochard	Lawter	Bailey	Banks	Bennett	Nolan	Strouth	Trull	Velazquez	Chavez
Pitt	3/23/19	Rochard	Lawter	Bailey	Banks	Bennett	Nolan	Strouth	Trull	Velazquez	Chavez
Pitt	3/23/19	Eberle	Lawter	Bailey	Banks	Bennett	Nolan	Strouth	Trull	Velazquez	Chavez
Pitt	3/24/19	Rochard	Lawter	Bailey	Banks	Bennett	Nolan	Strouth	Trull	Velazquez	Chavez
Radford	3/27/19	Eberle	Lawter	Bailey	Banks	Bennett	Nolan	Strouth	Trull	Velazquez	Chavez
Louisville	3/29/19	Eberle	Lawter	Slaw	Bailey	Bennett	Nolan	Strouth	Trull	Velazquez	Chavez
Louisville	3/30/19	Rochard	Lawter	Slaw	Bailey	Bennett	Nolan	Strouth	Trull	Velazquez	Chavez
Louisville	3/31/19	Rochard	Lawter	Slaw	Bailey	Bennett	Nolan	Strouth	Trull	Velazquez	Walton
Duke	4/6/19	Eberle	Lawter	Bailey	Banks	Bennett	Nolan	Strouth	Trull	Velazquez	Chavez
Duke	4/6/19	Rochard	Lawter	Bailey	Banks	Bennett	Nolan	Strouth	Trull	Velazquez	Duff
Duke	4/7/19	Eberle	Lawter	Bailey	Banks	Bennett	Nolan	Strouth	Trull	Velazquez	Slaw
No. 20/17 JMU	4/7/19	Eberle	Lawter	Bailey	Banks	Bennett	Nolan	Strouth	Trull	Velazquez	Chavez
No. 20/17 JMU	4/7/19	Rochard	Duff	Bailey	Banks	Bennett	Nolan	Strouth	Trull	Velazquez	Slaw
Virginia	4/12/19	Eberle	Lawter	Bailey	Banks	Bennett	Nolan	Strouth	Trull	Velazquez	Duff
Virginia	4/13/19	Rochard	Duff	Bailey	Banks	Bennett	Nolan	Strouth	Trull	Velazquez	Lawter
Virginia	4/13/19	Eberle	Lawter	Bailey	Banks	Bennett	Nolan	Strouth	Trull	Velazquez	Chavez
Charlotte	4/17/19	Rochard	Duff	Bailey	Banks	Bennett	Nolan	Strouth	Trull	Velazquez	Chavez
Charlotte	4/17/19	Eberle	Lawter	Bailey	Banks	Bennett	Nolan	Strouth	Trull	Velazquez	Chavez





Pete D'AMOUR (Duh-more)

- First season at Virginia Tech
- 3rd as a head coach in Division I
- Led Kennesaw State to its first NCAA Regional appearance
- Went to five super regionals and three Women's CWS at Missouri

The D'Amour File

PERSONAL

BORN: Jan. 7, 1980
 HOMETOWN: Monrovia, Maryland
 FAMILY: Wife, Anna
 COACHING RECORD AT VIRGINIA TECH: 39-6 (1st year)
 CAREER HEAD COACHING RECORD: 118-43 (.733)

EDUCATION

Missouri - Bachelor's Degree in General Studies
 Missouri - Master's Degree in Sports Psychology
 JOINED TECH STAFF: May 31, 2018
 YEARS OF COLLEGIATE HEAD COACHING: 2
 YEARS OF COLLEGIATE COACHING: 12

COACHING HISTORY

2019- Virginia Tech (Head Coach)
 2017-18 Kennesaw State (Head Coach)
 2015-16 Missouri (Associate Head Coach)
 2009-14 Missouri (Assistant Coach)
 2007-08 Missouri (Volunteer Assistant Coach)

PLAYING HISTORY

Played SS and P in men's fastpitch for seven seasons
 MVP of the 2007 NSA World Series
 Played baseball at Texas A&M-Corpus Christi & Frostburg State

POSTSEASON EXPERIENCE

KSU 2018 (Regional - Tallahassee, Fla.)
 2017 (NISC Semifinals - Lynchburg, Tenn.)

Missouri 2016 (Supers - Ann Arbor, Mich.)
 2015 (Supers - Los Angeles, Calif.)
 2014 (Regional - Columbia, Mo.)
 2013 (Supers - Columbia, Mo.)
 2012 (Supers - Columbia, Mo.)
 2011 (WCWS - Oklahoma City, Okla.)
 2010 (WCWS - Oklahoma City, Okla.)
 2009 (WCWS - Oklahoma City, Okla.)

Virginia Tech Director of Athletics Whit Babcock announced on May 31, 2018, the hiring of head softball coach Pete D'Amour.

D'Amour joins the Hokies after two seasons as the head coach at Kennesaw State, where he led the Owls to a 79-37 record and two postseason appearances. Before taking over the Kennesaw State program in 2017, he earned a reputation as one of the nation's premier recruiters during his 10-year tenure as assistant coach at the University of Missouri, a perennial NCAA tournament participant.

D'Amour coached Kennesaw State to the 2018 Atlantic Sun Conference regular season and tournament championships en route to the program's first NCAA Regional appearance since transitioning to the Division I level in 2006, as the Owls finished the year with a 39-17 record. In his inaugural year as head coach at Kennesaw State in 2017, he guided the Owls to a 40-20 overall record and a berth in the National Invitational Softball Championship.

Prior to accepting the head coaching job at Kennesaw State, D'Amour spent a decade at Missouri as an assistant coach, serving as associate head coach for his final two seasons in 2015-16. During his tenure in Columbia, the Tigers qualified for the NCAA tournament in each of his 10 seasons on the staff, reaching five NCAA super regionals and earning three consecutive trips to the Women's College World Series from 2009-11.

Kennesaw State went 39-17 and 14-3 in the ASUN this past season and earned a No. 3 seed in the Tallahassee Regional. D'Amour was named ASUN Coach of the Year and seven Owls earned ASUN all-conference accolades, including ASUN Pitcher of the Year Alley Cutting and ASUN Freshman of the Year Patricia Awald. Awald was one of 25 finalists up for NFCA National Freshman of the Year. Kennesaw State entered this year's NCAA tournament ranked No. 34 in the RPI, a program-best, while competing in arguably the best mid-major conference in the country.

In D'Amour's first season at Kennesaw State, the Owls went 40-20, the program's first ever 40-win season, and reached the quarterfinals of the National Invitational Softball Championship. The Owls peaked at No. 47 in the RPI and led the ASUN in all major offensive categories, including batting average (.303), runs scored (302), hits (505), doubles (83), triples (19), home runs (45) and slugging percentage (.456). D'Amour also helped Courtney Sutter and seven other student-athletes earn ASUN postseason accolades.

The Monrovia, Maryland native made a name for himself nationally as a staunch recruiter and a developer of pitchers and catchers in his decade on the coaching staff at Missouri. D'Amour, who called pitches for 11 no-hitters with the Tigers, mentored 11 NCAA Division I All-Americans, two SEC Freshmen of the Year, three conference pitchers of the year, a national earned run average leader and a defensive player of the year. The Tigers won two Big 12 championships in 2009 and 2012 and finished in the top three of the SEC twice thanks in large part to D'Amour's connections in the fertile recruiting grounds of California. In two seasons as associate head coach and recruiting coordinator, D'Amour put together FloSoftball's third-ranked recruiting class in 2017, and the Tigers went to back-to-back super regionals. D'Amour was a part of three coaching staffs that earned NFCA Midwest Staff of the Year honors.

D'Amour earned a bachelor's degree in general studies with an emphasis in business, English and history, and a master's degree in sports psychology from the University of Missouri. He started throwing underhand at the age of four while serving as batboy for his father's fast-pitch team. He played shortstop and pitched men's fast pitch for seven seasons, including three in the ISC Travel League and was the MVP of the NSA World Series in 2007. During his last ASA National Tournament, D'Amour hit .500 (7-for-14) with three home runs. He also played one year of college baseball at Texas A&M-Corpus Christi, where he was an infielder, in addition to a one-year stint at Frostburg State.

RECORD vs. OPPONENTS

Akron	1-0
Auburn	0-3
Austin Peay	0-1
Belmont	3-0
Bethune-Cookman	1-0
Binghamton	2-0
Bucknell	2-0
Central Michigan	1-0
Charleston Southern	2-0
Charlotte	2-0
College of Charleston	1-0
Dartmouth	2-0
DePaul	0-2
Detroit Mercy	3-0
Duke	3-0
East Tennessee State	2-0
Eastern Illinois	1-1
Florida Gulf Coast	4-3
Florida A&M	1-0
Fort Wayne	2-0
Georgia	1-2
Georgia State	7-1
Georgia Tech	3-3
Hofstra	0-1
Illinois	1-1
IUPUI	1-0
Jacksonville	5-2
Jacksonville State	1-2
JMU	1-1
Lamar	0-1
Liberty	1-2
Lipscomb	6-0
LIU Brooklyn	1-0
Louisville	2-1
Marist	2-0
Michigan State	2-0
Morehead State	2-1
NC State	4-1
Omaha-Nebraska	1-0
Niagara	1-0
North Florida	5-2
Northern Iowa	0-1
Pitt	3-0
Purdue	2-0
Quinnipiac	0-1
Radford	4-1
Rutgers	0-2
Samford	1-0
South Carolina State	1-0
Southeast Missouri State	1-0
St. Louis	1-0
Stetson	5-1
Tennessee Tech	1-0
Texas State	1-1
UAB	5-0
UConn	2-0
UNC Greensboro	0-1
USC Upstaeat	5-3
USF	0-1
Virginia	3-0
Weber State	1-0
Wichita State	1-0
WKU	1-0





JADA CRITTENDON (Jay-duh)

r-Freshman | 5-1
OF | R/R

Granby HS
Norfolk, Va.

Major: Architecture

00

2017-18 ACC Academic Honor Roll

AT THE PLATE

- Has played in nine games this year.
- Scored a run as a pinch runner at Charlotte (4/17).
- Scored the first run of her career vs. No. 20/17 JMU (4/10).
- Got her first career stolen base against Binghamton (3/19) in game two of the doubleheader.
- In her first at-bat as a Hokie, turned in a hit with a slap through the left side in the first game versus Binghamton (3/19).
- Redshirted last season.
- Two-time all-conference and one-time all-region at Granby.
- Played travel ball for coach Chris Smith and the Orion Hunter 18U.
- Her uncle, Kevin, ran track at North Carolina and was a three-time ACC outdoor champion in the triple jump.

SEASON/CAREER HIGHS

Hits 1 vs. Binghamton [1] (3/19/19)
Runs 1, 2x, last at Charlotte [1] (4/17/19)
RBIs
HRs
Walks
Stolen Bases 1 vs. Binghamton [2] (3/19/19)
Hitting Streak

2019 GAME-BY-GAME STATS

Date	Opponent	Pos	AB	R	H	RBI	2B	3B	HR	BB	CS	HBP	SAC	SF	GDP	K	PO	A	E	Avg
Mar 19	BINGHAMTON-1	ph	1	0	0	0	0	0	0	0	0	0	0	0	0	0	0	0	0	1.000
Mar 19	BINGHAMTON-2	pr/dh	1	0	0	0	0	0	0	0	0	0	0	0	0	0	0	0	0	.500
Mar 20	LIPSCOMB	pr	0	0	0	0	0	0	0	0	0	0	0	0	0	0	0	0	0	.500
Mar 27	RADFORD	pr	0	0	0	0	0	0	0	0	0	0	0	0	0	0	0	0	0	.500
Mar 30	LOUISVILLE	pr	0	0	0	0	0	0	0	0	0	0	0	0	0	0	0	0	0	.500
Apr 10	JMU-2	pr	0	1	0	0	0	0	0	0	0	0	0	0	0	0	0	0	0	.500
Apr 12	VIRGINIA	pr	0	0	0	0	0	0	0	0	0	0	0	0	0	0	0	0	0	.500



JAYME BAILEY (JAY-me)

Freshman | 5-5
U | R/R

Hurricane HS
Scott Depot, W.Va.

Major: University Studies

2

Schutt Sports/NFCA National Freshman of the Year Top 25

AT THE PLATE

- Has played in 42 games and has started at first base in 36 of those games and four at second base.
- Had two hits and a run scored at Charlotte (4/17).
- Scored a run in all three games versus Virginia (4/12-13).
- Went 2 for 2 with three runs scored vs. No. 20/17 JMU (4/10).
- Tallied a double and her first career triple at Duke (4/7), marking her third career game of owning two extra-base hits.
- Brought in the game-winning run off a sacrifice fly and got on base with one walk at NC State (3/17).
- Four-year letterwinner at Hurricane High School for coaches Josh Caldwell and Meghan Stevens.
- Four-time WVSSAC AAA state champion.
- Triple crown 16U national champion in Austin, Texas in 2017 with Beverly Bandits.
- PGF 16U Premier national champion in Huntington Beach, California in 2017 with the Beverly Bandits.

SEASON/CAREER HIGHS

Hits 3 vs. Lipscomb (3/20/19)
Runs 3, 3x, last vs. Virginia [1] (4/12/19)
RBIs 2, 4x, last vs. Radford (3/27/19)
HRs 1, 6x, last vs. Louisville (3/30/19)
Walks 2, 3x, last vs. Virginia [1] (4/12/19)
Stolen Bases 1 vs. No. 20/17 JMU [2] (4/10/19)
Hitting Streak 7 games (3/19/19-3/27/19)

2019 GAME-BY-GAME STATS

Date	Opponent	Pos	AB	R	H	RBI	2B	3B	HR	BB	CS	HBP	SAC	SF	GDP	K	PO	A	E	Avg	
Feb 08	vs Wichita State	pr/1b	0	1	0	0	0	0	0	0	0	0	0	0	0	0	0	0	0	.000	
Feb 08	vs Central Michigan	*1b	2	0	0	0	0	0	0	0	0	0	0	0	0	0	1	2	0	.000	
Feb 09	vs Purdue	*2b	1	0	0	0	0	0	0	0	0	0	0	0	0	0	0	0	2	.000	
Feb 09	at Col. of Charleston	*2b	2	1	0	0	0	0	0	0	0	0	0	0	0	0	0	1	1	.000	
Feb 16	at Charleston So.	*1b	3	0	1	0	0	0	0	0	0	0	0	0	0	0	1	0	14	.125	
Feb 17	vs ETSU	*1b	3	2	2	1	0	0	0	1	0	0	0	0	0	0	0	0	11	.273	
Feb 17	at Charleston So.	*1b	3	2	2	1	0	0	0	1	0	0	0	0	0	0	0	0	3	.357	
Feb 22	at South Florida	*1b	3	0	1	0	0	0	0	0	0	0	0	0	0	0	0	0	8	.353	
Feb 23	vs Georgia State	*1b	2	0	1	0	0	0	0	1	0	0	0	0	0	0	0	0	2	.368	
Feb 23	vs Texas State	*1b	3	1	1	1	0	0	0	0	0	0	0	0	0	0	0	0	10	.364	
Feb 24	vs Georgia State	*1b	2	1	0	0	0	0	0	1	0	0	0	0	0	0	0	0	10	.333	
Feb 27	at Radford	*1b	0	1	0	0	0	0	0	1	0	0	0	0	0	0	0	0	4	.333	
Mar 01	at Georgia	*1b	4	0	1	0	0	0	0	0	0	0	0	0	0	0	0	0	9	.321	
Mar 02	vs UAB	*1b	3	0	2	0	0	0	0	0	0	0	0	0	0	0	0	0	1	.356	
Mar 02	at Georgia	*1b	2	0	0	0	0	0	0	0	0	0	0	0	0	0	0	0	2	.333	
Mar 03	vs UAB	*1b	3	0	1	0	0	0	0	0	0	0	0	0	0	0	0	0	1	.333	
Mar 09	GEORGIA TECH	*1b	3	0	2	0	0	0	0	0	0	0	0	0	0	0	0	0	6	.324	
Mar 10	GEORGIA TECH-1	*1b	3	2	1	2	0	0	0	1	0	0	0	0	0	0	0	0	3	.325	
Mar 10	GEORGIA TECH-2	*1b	3	1	2	1	0	0	0	1	0	0	0	0	0	0	0	0	14	.349	
Mar 15	at NC State	*1b	3	0	1	0	0	0	0	0	0	0	0	0	0	0	0	0	11	.348	
Mar 16	at NC State	*1b	3	1	1	2	0	0	0	1	0	0	0	0	0	0	0	0	1	.347	
Mar 17	at NC State	*1b	1	0	0	0	0	0	0	0	0	0	0	0	0	0	0	0	12	.340	
Mar 19	BINGHAMTON-1	*1b	1	2	1	0	0	0	0	2	0	0	0	0	0	0	0	0	2	.353	
Mar 19	BINGHAMTON-2	*1b	4	0	1	0	0	0	0	0	0	0	0	0	0	0	0	0	0	.358	
Mar 20	LIPSCOMB	*1b	4	1	3	2	1	0	0	0	0	0	0	0	0	0	0	0	8	.386	
Mar 23	at Pitt-1	*1b	4	1	2	1	0	0	0	0	0	0	0	0	0	0	0	1	0	.393	
Mar 23	at Pitt-2	*1b	4	2	2	1	0	0	0	0	0	0	0	0	0	0	0	0	10	.400	
Mar 24	at Pitt	*1b	3	1	1	2	0	0	0	1	0	0	0	0	0	0	0	0	1	.403	
Mar 27	RADFORD	*1b	3	1	1	2	0	0	0	1	0	0	0	0	0	0	0	0	4	.400	
Mar 29	LOUISVILLE	*2b	4	0	0	0	0	0	0	0	0	0	0	0	0	0	0	0	1	.378	
Mar 30	LOUISVILLE	*2b	3	2	2	1	0	0	0	0	0	0	0	0	0	0	0	0	3	.390	
Mar 31	LOUISVILLE	*2b	3	0	0	0	0	0	0	0	0	0	0	0	0	0	0	0	1	.400	
Apr 06	at Duke-1	*1b	2	1	0	0	0	0	0	2	0	0	0	0	0	0	0	0	6	.390	
Apr 06	at Duke-2	*1b	4	1	2	0	0	0	0	0	0	0	0	0	0	0	0	0	5	.395	
Apr 07	at Duke	*1b	2	0	0	0	0	0	0	0	0	0	0	0	0	0	0	0	0	.404	
Apr 10	JMU-1	*1b	2	0	1	0	0	0	0	0	0	0	0	0	0	0	0	0	7	.407	
Apr 10	JMU-2	*1b	2	3	2	0	0	0	0	1	0	0	0	0	0	0	0	0	3	.419	
Apr 12	VIRGINIA	*1b	1	3	1	0	0	0	0	2	0	0	0	0	0	0	0	0	4	.426	
Apr 13	VIRGINIA-1	*1b	3	0	0	0	0	0	0	0	0	0	0	0	0	0	0	0	1	.412	
Apr 13	VIRGINIA-2	*1b	4	0	1	0	0	0	0	0	0	0	0	0	0	0	0	0	8	.406	
Apr 17	at Charlotte-1	*1b	2	1	1	0	0	0	0	0	0	0	0	0	0	0	0	0	2	.408	
Apr 17	at Charlotte-2	*1b	2	1	1	0	0	0	0	0	0	0	0	0	0	0	0	0	2	.415	
Totals			40gs	106	37	44	15	11	1	6	17	1	3	5	2	1	1	6	233	7	.415





DANI HUGNEY (HUGH-gknee)

Junior | 5-4
IF | R/R

Fairfax Station, Va.
Robinson Secondary School

Major: Biology

5

2017-18 ACC Academic Honor Roll

AT THE PLATE

- Has played in seven games.
- Came in as a pinch hitter at Charlotte (4/17).
- Had an at-bat at Radford (2/27) as a pinch hitter.
- Appeared in one at-bat versus [RV] Texas State (2/22).
- Pinch-hit at Charleston Southern (2/17).
- Singled to right field and scored a run, as well as swiping a base versus Detroit Mercy (2/16).
- Notched one run and one stolen base on the road at College of Charleston (2/9).
- Appeared in four games in 2018.
- Drew two walks and scored two runs against Florida A&M (2/9).
- Came in as a pinch runner at No. 15 Florida State (3/18).
- Went 2 for 2 with doubles and a run scored against Hampton (5/2).

SEASON HIGHS

Hits	1 vs. Detroit Mercy (2/16/19)
Runs	1, 2x, last vs. Detroit Mercy (2/16/19)
RBI's	
HR's	
Walks	
Stolen Bases	1, 2x, last vs. Detroit Mercy (2/16/19)
Hitting Streak	

CAREER HIGHS

Hits	2, 2x, last vs. Hampton (5/2/18)
Runs	2 vs. Hampton (5/2/18)
RBI's	
HR's	
Walks	2 vs. Florida A&M (2/9/18)
Stolen Bases	1, 2x, last vs. Detroit Mercy (2/16/19)
Hitting Streak	

2019 GAME-BY-GAME STATS

Date	Opponent	Pos	AB	R	H	RBI	2B	3B	HR	BB	SB	CS	HBP	SAC	SF	GDP	K	PO	A	E	Avg	
Feb 09	at Col. of Charleston	pr	0	1	0	0	0	0	0	0	0	0	0	0	0	0	0	0	0	0	0	.000
Feb 16	vs Detroit Mercy	ph	1	1	1	0	0	0	0	0	0	0	0	0	0	0	0	0	0	0	0	.000
Feb 17	at Charleston So.	ph	1	0	0	0	0	0	0	0	0	0	0	0	0	0	0	0	0	0	0	.000
Feb 22	vs Texas State	ph	1	0	0	0	0	0	0	0	0	0	0	0	0	0	0	0	0	0	0	.000
Feb 24	vs Georgia State	pr	0	0	0	0	0	0	0	0	0	0	0	0	0	0	0	0	0	0	0	.000
Feb 27	at Radford	ph	1	0	0	0	0	0	0	0	0	0	0	0	0	0	0	0	0	0	0	.000
Apr 17	at Charlotte-2	ph	1	2	0	0	0	0	0	0	0	0	0	0	0	0	0	0	0	0	0	.250



LAUREN DUFF

Senior | 5-8
C | R/R

Hickory HS
Chesapeake, Va.

Major: Criminology/Sociology

6

2016 ACC Freshman of the Year

2016 NFCA Mid-Atlantic Region third team

AT THE PLATE

- Has played in 24 games, drawing 13 starts at catcher and seven as the designated player.
- Had a hit and scored a run at Charlotte (4/17).
- Hit back-to-back home runs against No. 20/17 JMU (4/10), marking the third time of her career hitting two HRs in a game.
- Was not on the team last season.
- In 2017, started all 53 games and set career highs with 48 hits, seven home runs and 21 RBIs.
- In 2016, had a remarkable freshman season, becoming Tech's first-ever ACC Freshman of the Year.
- Owned a team-high .347 batting average, slugging percentage of .605 and five homers.

SEASON HIGHS

Hits	2, 4x, last vs. No. 20/17 JMU (4/10/19)
Runs	2, 2x, last vs. No. 20/17 JMU (4/10/19)
RBI's	3 vs. No. 20/17 JMU (4/10/19)
HR's	2 vs. No. 20/17 JMU (4/10/19)
Walks	2 at Charleston Southern (2/17/19)
Stolen Bases	
Hitting Streak	6 games (2/10/19 – 2/17/19)


CAREER HIGHS

Hits	3, 4x, last at Western Carolina (4/25/17)
Runs	3, 2x, last vs. Virginia (4/30/16)
RBI's	6 vs. Virginia (4/30/16)
HR's	2, 3x, last vs. No. 20/17 JMU (4/10/19)
Walks	3 vs. Pitt (3/13/16)
Stolen Bases	1, 3x, last vs. Georgia Tech (3/31/17)
Hitting Streak	20 games (3/9/16 - 4/10/16)

2019 GAME-BY-GAME STATS

Date	Opponent	Pos	AB	R	H	RBI	2B	3B	HR	BB	SB	CS	HBP	SAC	SF	GDP	K	PO	A	E	Avg	
Feb 08	vs Wichita State	*c	2	0	0	0	0	0	0	0	0	0	0	1	0	0	0	7	0	0	.000	
Feb 08	vs Central Michigan	ph	1	0	0	0	0	0	0	0	0	0	0	0	0	0	0	0	0	0	.000	
Feb 09	vs Purdue	ph	1	0	0	0	0	0	0	0	0	0	0	0	0	0	0	0	0	0	.000	
Feb 09	at Col. of Charleston	*c	3	1	1	0	0	0	0	0	0	0	0	0	0	0	0	0	0	0	.333	
Feb 10	vs Purdue	*c	4	0	2	0	1	0	0	0	0	0	0	0	0	0	0	0	0	0	.273	
Feb 16	vs Detroit Mercy	*c	4	2	2	1	1	0	0	0	0	0	0	0	0	0	0	0	0	0	.333	
Feb 16	at Charleston So.	*dh	4	1	2	1	1	0	0	0	0	0	0	0	0	0	0	0	0	0	.368	
Feb 17	vs ETSU	*dh	3	0	1	1	0	0	0	0	0	0	0	0	0	0	0	0	0	0	.364	
Feb 17	at Charleston So.	*c	2	1	1	1	1	0	0	0	0	0	0	0	0	0	0	0	0	0	.375	
Feb 23	vs Texas State	*c	4	0	0	0	0	0	0	0	0	0	0	0	0	0	0	0	0	0	.346	
Feb 23	vs Georgia State	*c	4	0	1	0	0	0	0	0	0	0	0	0	0	0	0	0	0	0	.333	
Feb 24	vs Georgia State	*c	1	0	1	1	0	0	0	0	0	0	0	0	0	0	0	0	0	0	.355	
Mar 01	at Georgia	*dh	2	0	0	0	0	0	0	0	0	0	0	0	0	0	0	2	0	0	.333	
Mar 02	vs UAB	*c	3	0	0	0	0	0	0	0	0	0	0	0	0	0	0	0	0	0	.306	
Mar 10	GEORGIA TECH-1	*c	2	0	1	0	0	0	0	0	0	0	0	0	0	0	0	0	0	0	.316	
Mar 16	at NC State	*dh	3	0	1	0	0	0	0	0	0	0	0	0	0	0	0	0	0	0	.317	
Mar 17	at NC State	*dh	3	0	0	0	0	0	0	0	0	0	0	0	0	0	0	0	0	0	.295	
Mar 19	BINGHAMTON-2	*c	2	1	1	0	0	0	0	0	0	0	0	0	0	0	0	0	0	0	.304	
Mar 24	at Pitt	ph	1	0	0	0	0	0	0	0	0	0	0	0	0	0	0	0	0	0	.298	
Apr 06	at Duke-2	*dh	3	0	0	0	0	0	0	0	0	0	0	0	0	0	0	0	0	0	.280	
Apr 10	JMU-2	*c	3	2	2	3	0	0	0	0	0	0	0	0	0	0	0	0	0	0	.302	
Apr 12	VIRGINIA	*dh	2	0	0	0	0	0	0	0	0	0	0	0	0	0	0	0	0	0	.291	
Apr 13	VIRGINIA-1	*c	2	0	1	1	0	0	0	0	0	0	0	0	0	0	0	0	0	0	.298	
Apr 17	at Charlotte-1	*c	4	1	1	0	0	0	0	0	0	0	0	0	0	0	0	0	0	0	.285	
Totals			205	61	9	18	10	4	0	3	5	0	0	2	0	0	0	0	6	100	5	.285





KEARA NAPOLI (KEER-UH)

Sophomore | 5-6
P | R/R

Cambridge HS/Georgia
Alpharetta, Ga.

Masters: Marketing

7

2018 SEC Academic Honor Roll

IN THE CIRCLE

- Has pitched in four games.
- Came in the final inning versus Binghamton (3/19), allowing two hits and earning her first strikeout of the season to preserve the shutout win.
- Pitched in one inning against UAB (3/2).
- Came in the final inning at Radford (2/27), getting three outs and allowing only one hit to preserve the shutout.
- Debut as a Hokie came in the seventh inning vs. Purdue (2/9).
- Pitched in 8.1 innings in Athens, fanning three batters and only allowing two earned runs.
- Led Cambridge High School to a 102-19 record with a career 1.04 ERA and 908 strikeouts.
- Guided the Bears to a GHSA state championship in 2016. Georgia's Gatorade Player of the Year.
- Won the Atlanta Journal Constitution (AJC) Player of the Year.
- Played on the 2016 USA Elite Select All-America Team.
- Played travel ball with the Ohana Tigers and Atlanta Vipers.
- Father, Joseph, was a body builder.
- Mother, Kerrie, competes in CrossFit Games and is currently ranked No. 43 in the world.

SEASON HIGHS

Innings (High) 1.0, 2x, last vs. Binghamton [1] (3/19/19)
 Strikeouts (High) 1 vs. Binghamton [1] (3/19/19)
 Hits (Low) (Min. 1 IP) 1 at Radford (2/27/19)
 Runs (Low) (Min. 1 IP) 0, 2x, last vs. Binghamton [1] (3/19/19)
 Earned Runs (Low) (Min. 1 IP) 0, 2x, last vs. BING [1] (3/19/19)
 Walks (Low) (Min. 1 IP) 0, 2x, last vs. Binghamton [1] (3/19/19)
 Number of Pitches (High) 19 vs. Binghamton [1] (3/19/19)

CAREER HIGHS

Innings (High) 2.0 at Kentucky (4/21/18)
 Strikeouts (High) 2 vs. Alabama (4/29/18)
 Hits (Low) (Min. 1 IP) 0 at USC Upstate (4/18/18)
 Runs (Low) (Min. 1 IP) 0, 6x, last vs. Binghamton [1] (3/19/19)
 Earned Runs (Low) (Min. 1 IP) 0, 6x, last vs. BING [1] (3/19/19)
 Walks (Low) (Min. 1 IP) 0, 6x, last vs. Binghamton [1] (3/19/19)
 Number of Pitches (High): 27 at Northwestern (5/19/18)

2019 GAME-BY-GAME STATS

Date	Opponent	GS	IP	H	R	ER	BB	SO	2B	3B	HR	WP	BK	HBP	IBB	Score	W-L	Sv	ERA	NP
Feb 09	vs Purdue	0.0	0	0	0	0	0	0	0	0	0	0	0	0	0	7-5	0-0	0	999.00	13
Feb 27	at Radford	1.0	1	0	0	0	0	0	0	0	0	0	0	0	0	10-0	0-0	0	14.00	10
Mar 02	vs UAB	0.2	0	0	0	0	0	0	0	0	0	0	0	0	0	8-6	0-0	0	25.20	17
Mar 19	BINGHAMTON-1	1.0	2	0	0	0	0	0	0	0	0	0	0	0	0	12-0	0-0	0	15.75	19
Totals		0	2.2	0	0	0	0	0	0	0	0	0	0	0	0	37-11	0-0	0	15.75	59



KELSEY BENNETT

Freshman | 5-5
IF | R/R

Buford HS
Jefferson, Ga.

Major: University Studies

8

**Schutt Sports/NFCA National Freshman of the Year Top 25
2x ACC Co-Player of the Week (3/5/19) & (4/2/19)**

AT THE PLATE

- Has started all 45 games at third base.
- Totaled five RBIs, a double and two home runs during the Charlotte doubleheader (4/17), breaking the freshman home run record for a season.
- Tied a career-high three hits, scored a career-best three runs and racked up her most RBIs in game with four against [RV] Texas State (2/23), hitting back-to-back home runs.
- Hit the first home run of her career at Charleston Southern (2/17), a solo homer to left center.
- In her college debut, started it off with a bang, recording two doubles, two RBIs and one run against [RV] Wichita State (2/8).
- Three-time GHSA state champion at Buford High School.
- 2018 Gwinnett County Player of the Year.
- 2018 GHSA AAAAA Player of the Year.
- Brother, Connor, plays in the Cincinnati Reds organization.

SEASON/CAREER HIGHS

Hits 3, 2x, last vs. [RV] Texas State (2/23/19)
 Runs 3, 2x, last at Pitt [1] (3/23/19)
 RBIs 4, 2x, last vs. Louisville (3/30/19)
 HRs 2 vs. [RV] Texas State (2/23/19)
 Walks 3 at Pitt (3/23/19)
 Stolen Bases 1 vs. Purdue (2/10/19)
 Hitting Streak 8 games (3/20/19-3/31/19)

2019 GAME-BY-GAME STATS

Date	Opponent	Pos	AB	R	H	RBI	2B	3B	HR	SB	CS	HBP	SAC	SF	GDP	K	PO	A	E	Avg		
Feb 08	vs Central Michigan	*3b	2	0	1	0	0	0	0	0	0	0	0	0	0	0	1	1	0	667		
Feb 09	vs Purdue	*3b	4	0	3	0	0	0	0	0	0	0	0	0	0	0	1	1	0	667		
Feb 09	at Col. of Charleston	*3b	2	1	1	0	0	0	1	0	0	0	0	0	0	0	0	0	0	636		
Feb 10	vs Purdue	*3b	3	0	1	0	0	0	1	0	0	0	0	0	0	0	0	1	0	571		
Feb 16	vs Detroit Mercy	*3b	2	0	0	0	0	0	0	0	0	0	0	0	0	0	0	1	1	500		
Feb 16	at Charleston So.	*3b	4	0	0	0	0	0	0	0	0	0	0	0	0	0	0	0	0	400		
Feb 17	vs ETSU	*3b	0	0	0	0	0	0	1	0	0	0	0	0	0	0	0	0	1	384		
Feb 17	at Charleston So.	*3b	3	1	1	1	0	0	1	0	0	0	0	0	0	0	1	0	0	360		
Feb 22	vs Texas State	*3b	2	0	2	1	0	0	0	0	0	0	1	0	0	0	0	0	0	407		
Feb 22	at South Florida	*3b	1	0	0	0	0	0	1	0	0	0	0	0	0	0	0	0	0	417		
Feb 23	vs Georgia State	*3b	4	0	2	1	0	0	0	0	0	0	0	0	0	0	0	1	0	394		
Feb 23	vs Texas State	*3b	3	3	3	4	0	2	0	0	0	0	0	0	0	0	0	0	5	444		
Feb 24	vs Georgia State	*3b	3	0	1	0	0	0	0	0	0	0	0	0	0	0	1	0	4	436		
Mar 02	at Radford	*3b	2	1	1	1	0	0	0	0	0	0	0	0	0	0	0	0	0	429		
Mar 01	at Georgia	*3b	1	2	1	2	0	0	1	2	0	0	0	0	0	0	0	0	2	442		
Mar 02	vs UAB	*3b	3	1	1	0	0	0	1	0	0	0	0	0	0	0	1	0	3	435		
Mar 03	at Georgia	*3b	3	0	0	0	0	0	0	0	0	0	0	0	0	0	0	0	0	435		
Mar 03	vs UAB	*3b	3	1	2	1	0	0	0	0	0	0	0	0	0	0	0	0	1	431		
Mar 09	GEORGIA TECH	*3b	2	2	0	1	0	0	1	0	0	0	0	0	0	0	0	1	2	434		
Mar 10	GEORGIA TECH-1	*3b	3	0	0	0	0	0	0	0	0	0	0	0	0	0	0	3	1	411		
Mar 10	GEORGIA TECH-2	*3b	3	1	0	0	0	0	0	0	0	0	0	0	0	0	0	0	0	407		
Mar 15	at NC State	*3b	3	3	0	1	0	0	0	0	0	0	0	0	0	0	0	0	2	403		
Mar 16	at NC State	*3b	3	0	1	2	0	0	0	0	0	0	0	0	0	0	0	0	5	415		
Mar 17	at NC State	*3b	2	1	1	0	0	1	0	1	0	0	0	0	0	0	0	0	0	418		
Mar 19	BINGHAMTON-1	*3b	2	1	0	0	0	0	0	0	0	0	0	0	0	0	0	0	2	406		
Mar 19	BINGHAMTON-2	*3b	3	1	0	0	0	0	0	1	0	0	0	0	0	0	0	0	1	389		
Mar 20	LIPSCOMB	*3b	4	0	1	0	0	0	0	0	0	0	0	0	0	0	0	0	0	362		
Mar 23	at Pitt-1	*3b	1	1	0	0	0	0	1	0	0	0	0	0	0	0	0	0	0	430		
Mar 23	at Pitt-2	*3b	4	1	1	3	0	0	1	0	0	0	0	0	0	0	2	1	4	383		
Mar 24	at Pitt	*3b	3	1	2	3	1	0	1	0	0	0	0	0	0	1	0	0	2	393		
Mar 27	RADFORD	*3b	3	0	0	0	0	0	0	0	0	0	0	0	0	0	0	0	0	400		
Mar 29	LOUISVILLE	*3b	4	1	2	2	0	0	1	0	0	0	0	0	0	0	1	0	5	404		
Mar 30	LOUISVILLE	*3b	3	1	2	4	0	0	1	0	0	0	0	0	0	0	0	0	0	413		
Mar 31	LOUISVILLE	*3b	3	0	0	0	0	0	0	0	0	0	0	0	0	0	0	0	0	415		
Apr 06	at Duke-1	*3b	2	0	0	0	0	0	1	0	0	0	0	0	0	0	0	0	2	406		
Apr 06	at Duke-2	*3b	3	0	1	2	0	0	0	0	0	0	0	0	0	0	1	1	1	404		
Apr 07	at Duke	*3b	3	0	0	0	0	0	0	0	0	0	0	0	0	0	0	0	2	392		
Apr 10	JMU-1	*3b	3	0	0	0	0	0	0	0	0	0	0	0	0	0	0	0	3	385		
Apr 10	JMU-2	*3b	3	0	1	1	0	0	0	0	0	0	0	0	0	0	1	1	1	383		
Apr 12	VIRGINIA	*3b	3	1	2	0	1	0	0	0	0	0	0	0	0	0	0	0	0	391		
Apr 13	VIRGINIA-1	*3b	2	0	0	0	0	0	0	0	0	0	0	0	0	0	0	0	1	393		
Apr 13	VIRGINIA-2	*3b	3	0	2	3	1	1	0	0	0	0	0	0	0	0	3	0	1	400		
Apr 17	at Charlotte-1	*3b	4	1	2	2	0	0	1	0	0	0	0	0	0	0	0	0	0	403		
Apr 17	at Charlotte-2	*3b	3	2	2	3	1	0	0	0	0	0	0	0	0	0	0	0	1	400		
Totals			45gs	122	29	50	40	8	2	13	20	1	0	3	1	2	0	12	19	74	5	410





AL VELAZQUEZ (Vuh-LAZ-kez)

Sophomore | 5-5
OF | L/L

Chanhassen/Minnesota
Aurora, Colo.

Major: Criminology

9

AT THE PLATE

- Has started 44 games on the season, drawing 43 in right field and one as the designated player.
- Posted one hit and a stolen base at Charlotte (4/17).
- Tallied a career-high four RBIs vs. Georgia Tech (3/10).
- Had a triple and two RBIs at No. 8 Georgia (3/1).
- Appeared in 22 games (8 starts) at Minnesota last year.
- Batted .235 with two doubles, four runs scored and five RBIs.
- A part of the 2018 Big Ten Tournament champions.

SEASON HIGHS

Hits 3 at College of Charleston (2/9/19)
Runs 3, 2x, last at NC State (3/16/19)
RBIs 4 vs. Georgia Tech (3/10/19)
HRs 1, 3x, last vs. Louisville (3/31/19)
Walks 2, 2x, last at NC State (3/15/19)
Stolen Bases 1, 6x, last at Charlotte (4/17/19)
Hitting Streak 10 games (2/8/19 – 2/22/19)

CAREER HIGHS

Hits 3 at College of Charleston (2/9/19)
Runs 3, 2x, last at NC State (3/16/19)
RBIs 4 at Georgia Tech (3/10/19)
HRs 1, 3x, last vs. Louisville (3/31/19)
Walks 2, 2x, last at NC State (3/15/19)
Stolen Bases 1, 6x, last at Charlotte (4/17/19)
Hitting Streak 10 games (2/8/19 – 2/22/19)

2019 GAME-BY-GAME STATS

Date	Opponent	Pos	AB	R	H	RBI	2B	3B	HR	BB	SB	CS	HBP	SAC	SF	GDP	K	PO	A	E	Avg	
Feb 08	vs Wichita State	*of	4	1	2	0	0	0	0	0	0	0	0	0	0	0	0	0	0	0	0	.250
Feb 08	vs Central Michigan	*of	4	1	1	0	0	0	0	0	0	0	0	0	0	0	0	0	0	0	0	.375
Feb 09	vs Purdue	*of	1	1	1	0	0	0	2	0	0	0	0	0	0	0	0	1	0	0	0	.444
Feb 09	at Col. of Charleston	*of	4	2	3	3	0	0	0	0	0	0	0	0	0	0	0	0	0	0	0	.538
Feb 10	vs Purdue	*of	3	3	2	0	0	0	1	1	0	0	0	0	0	0	0	0	1	0	0	.562
Feb 16	vs Detroit Mercy	*of	2	1	1	0	0	0	1	0	0	0	0	0	0	0	0	0	0	0	0	.556
Feb 16	at Charleston So.	*of	3	0	1	0	0	0	1	0	0	0	0	0	0	0	0	0	0	0	0	.524
Feb 17	vs LSU	*of	4	1	1	0	1	0	0	1	0	0	0	0	0	0	0	0	0	0	0	.460
Feb 17	at Charleston So.	*of	5	1	2	0	1	0	0	0	0	0	0	0	0	0	0	0	0	0	0	.467
Feb 22	vs Texas State	*of	2	1	1	0	0	0	0	0	0	0	0	0	0	0	0	1	0	0	0	.469
Feb 22	at South Florida	*of	3	0	0	0	0	0	1	0	0	0	0	0	0	0	0	1	2	0	0	.429
Feb 23	vs Georgia State	*of	4	1	1	0	0	0	0	0	0	0	0	0	0	0	0	0	0	0	0	.410
Feb 23	vs Texas State	*of	4	0	0	1	0	0	0	0	0	0	0	0	0	0	0	0	0	0	0	.372
Feb 24	vs Georgia State	*of	4	0	2	0	0	0	0	0	0	0	0	0	0	0	0	1	0	0	0	.383
Feb 27	at Radford	*of	2	1	1	2	0	0	0	0	0	0	0	0	0	0	0	0	0	0	0	.388
Mar 01	at Georgia	*of	4	2	2	1	0	1	0	0	0	0	0	1	0	0	0	1	0	1	0	.396
Mar 02	vs UAB	*of	5	0	1	1	0	0	0	0	0	0	0	0	0	0	0	1	1	0	0	.379
Mar 02	at Georgia	*of	5	0	1	0	1	0	0	0	0	0	0	0	0	0	0	0	0	0	0	.383
Mar 03	vs UAB	*of	5	0	1	1	0	0	0	0	0	0	0	0	0	0	1	0	2	0	0	.381
Mar 09	GEORGIA TECH	*of	3	1	1	0	0	0	0	0	0	0	0	0	0	0	0	0	0	0	0	.379
Mar 10	GEORGIA TECH-1	*of	1	1	2	4	0	0	1	1	0	0	0	0	0	0	0	0	0	0	0	.386
Mar 10	GEORGIA TECH-2	*of	4	1	1	0	0	0	0	0	0	0	0	0	0	0	0	1	1	0	0	.378
Mar 15	at NC State	*of	2	0	0	0	0	0	2	0	0	0	0	0	0	0	0	1	0	0	0	.368
Mar 16	at NC State	*of	3	3	1	0	0	0	1	0	0	0	0	0	0	0	0	1	1	0	0	.367
Mar 17	at NC State	*of	3	0	0	0	0	0	1	0	0	0	0	0	0	0	0	0	0	0	0	.354
Mar 19	BINGHAMTON-2	*of	3	2	2	1	1	0	0	0	0	0	0	0	0	0	0	0	0	0	0	.365
Mar 20	LIPSCOMB	*of	3	1	0	0	0	0	1	0	0	0	0	0	0	0	0	0	1	0	0	.352
Mar 23	at Pitt-1	*of	2	1	1	1	0	0	0	0	0	0	0	0	0	0	0	0	0	0	0	.356
Mar 23	at Pitt-2	*of	4	1	2	2	1	0	1	0	0	0	0	0	0	0	0	1	0	0	0	.362
Mar 24	at Pitt	*of	4	1	2	3	1	0	1	1	0	0	0	0	0	0	0	1	1	0	0	.367
Mar 27	RADFORD	*of	3	1	2	1	1	0	0	0	0	0	0	0	0	0	0	0	0	0	0	.376
Mar 29	LOUISVILLE	*of	3	0	0	0	0	0	1	0	0	0	0	0	0	0	0	0	1	0	0	.365
Mar 30	LOUISVILLE	*of	3	1	2	0	0	0	0	0	0	0	0	0	0	0	0	1	0	0	0	.374
Mar 31	LOUISVILLE	*of	3	2	1	1	0	0	1	1	0	0	0	0	0	0	0	0	0	0	0	.373
Apr 06	at Duke-1	*of	4	1	1	0	0	0	0	0	0	0	0	0	0	0	0	0	0	0	0	.368
Apr 06	at Duke-2	*of	4	2	1	0	0	0	0	0	0	0	0	0	0	0	0	0	0	0	0	.364
Apr 07	at Duke	*of	4	0	0	0	0	0	0	0	0	0	0	0	0	0	0	1	0	0	0	.352
Apr 10	JMU-1	*of	1	0	0	0	0	0	0	0	0	0	0	0	0	0	0	1	0	0	0	.350
Apr 10	JMU-2	*of	2	1	1	1	0	0	0	0	0	0	0	0	0	0	0	0	0	0	0	.350
Apr 12	VIRGINIA	*of	3	1	1	0	1	0	0	0	1	0	0	0	0	0	0	0	0	0	0	.352
Apr 13	VIRGINIA-1	*of	3	0	0	0	0	0	0	0	0	0	0	0	0	0	0	0	0	0	0	.344
Apr 13	VIRGINIA-2	*of	3	2	2	0	0	0	1	1	0	0	0	0	0	0	0	0	1	0	0	.351
Apr 17	at Charlotte-1	*of	3	1	1	0	0	0	0	1	0	0	0	0	0	0	0	0	0	0	0	.346
Apr 17	at Charlotte-2	*of	2	2	1	0	0	0	0	1	0	0	0	0	0	0	0	0	0	0	0	.348
Totals			44gs	138	43	48	23	10	1	3	20	6	0	2	1	1	0	14	15	1	1	.348



OLIVIA LATTIN

Senior | 5-6
IF | R/R

Kingston HS
Kingston, N.Y.

Major: Finance

10

AT THE PLATE

- Registered two runs, two hits and one RBI along with a home run versus Purdue (2/9) before being injured in a collision at first base.
- Finished with a hit and a run versus Central Michigan (2/8).
- Scored two runs, three hits and finished with one RBI in the victory over [RV] Wichita State (2/8).
- Started and played in every game at second base in 2018.
- Posted 11 doubles and six home runs for the second consecutive season. Ranked second on the team with 114 assists.
- Led the team with 69 total bases, 19 RBI and tied for the team lead with 11 doubles.

SEASON HIGHS

Hits 3 vs. [RV] Wichita State (2/8/19)
Runs 2, 2x, last vs. Purdue (2/9/19)
RBIs 1, 2x, last vs. Purdue (2/9/19)
HRs 1 vs. Purdue (2/9/19)
Walks
Stolen Bases
Hitting Streak 3 games (2/8/19 – 2/9/19)

CAREER HIGHS

Hits 3, 6x, last vs. [RV] Wichita State (2/8/19)
Runs 3 vs. Pitt (3/12/16)
RBIs 5 vs. Hampton (4/3/16)
HRs 2 vs. Western Carolina (4/19/16)
Walks 3, 2x, last vs. Louisville 4/14/17)
Stolen Bases 2 vs. Coppin State (2/25/17)
Hitting Streak 7 games (2/26/17 - 3/10/17)

2019 GAME-BY-GAME STATS

Date	Opponent	Pos	AB	R	H	RBI	2B	3B	HR	BB	SB	CS	HBP	SAC	SF	GDP	K	PO	A	E	Avg	
Feb 08	vs Wichita State	*2b	4	2	3	1	0	0	0	0	0	0	0	0	0	0	0	0	0	0	0	.750
Feb 08	vs Central Michigan	*2b	4	1	1	0	0	0	0	0	0	0	0	0	0	0	0	0	0	0	0	.500
Feb 09	vs Purdue	*2b	3	2	2	1	0	0	1	0	0	0	0	0	0	0	0	0	0	0	0	.545
Totals			3gs	11	5	6	2	0	1	0	0	0	0	0	0	0	0	0	0	0	0	.545





CANA DAVIS (KAY-nuh)

Sophomore | 5-9
OF | R/R

Turner Ashby HS
Harrisonburg, Va.

Major: Multimedia Journalism

11

AT THE PLATE

- Has played in 22 games, starting 11 of them with four in the outfield and seven as the designated player.
- Earned a walk at Charlotte (4/17).
- Scored a run against Louisville (3/29).
- Pinch hit and ripped a double versus Radford (3/27).
- Tallied one hit and scored one run at Pitt (3/23).
- Was hit by a pitch and scored a run versus Binghamton (3/19).
- Earned a walk in the second matchup with UAB (3/3).
- Recorded an RBI double at No. 8 Georgia (3/1).
- Owned one hit at USF (2/22) and vs. [RV] Texas State (2/23).
- Earned a hit and one run versus Central Michigan (2/8/19).
- Posted one run and one hit vs. [RV] Wichita State (2/8).
- Registered 25 starts in 34 games played in 2018.
- Ranked second on the team with a .250 batting average in ACC play.
- Had three doubles and a triple against conference opponents.

SEASON HIGHS

Table with 2 columns: Statistic and Value. Hits: 1, 7x, last vs Radford (3/27/19); Runs: 1, 6x, last vs Louisville (3/29/19); RBIs: 1 at No. 8 Georgia (3/1/19); HRs: -; Walks: 1, 4x, last at Charlotte (4/17); Stolen Bases: -; Hitting Streak: 4 games (2/8/19 - 2/23/19)

CAREER HIGHS

Table with 2 columns: Statistic and Value. Hits: 2, 4x, last at Virginia (4/14/18); Runs: 1, 11x, last vs. Louisville (3/29/19); RBIs: 1, 3x, last at No. 8 Georgia (3/1/19); Walks: 2 vs. Florida A&M (2/9/18); Stolen Bases: -; Hitting Streak: 4 games, 2x, last (2/8/19 - 2/23/19)

2019 GAME-BY-GAME STATS

Table with 20 columns: Date, Opponent, Pos, AB, R, H, RBI, 2B, 3B, HR, BB, CS, HBP, SAC, SF, GDP, K, PO, A, E, Avg. Lists game-by-game performance for 2019.



CAITLYN NOLAN

Senior | 5-7
IF | R/R

Marlboro County HS
Bennettsville, S.C.

Major: Human Development
& Sociology

13

Louisville Slugger/NFCA DI National POTW (2/12/19)
ACC Player of the Week (2/12/19)
2017-18 ACC Academic Honor Roll

AT THE PLATE

- Has started all 45 games at shortstop.
- Tallied a home run, two RBIs and a steal at Charlotte (4/17).
- Had a .714 batting average (10 for 14) with nine RBIs opening weekend , earning her NFCA National Player of the Week.

SEASON HIGHS

Table with 2 columns: Statistic and Value. Hits: 3, 2x, last at Radford (2/27/19); Runs: 3, 2x, last at Radford (2/27/19); RBIs: 4, 2x, last vs. Louisville (3/31/19); HRs: 2, 2x, last vs. UAB (3/2/19); Walks: 2, 3x, last vs. Virginia (4/13/19); Stolen Bases: 1, 7x, last vs. Charlotte (4/17/19); Hitting Streak: 7 games (2/8/19 - 2/16/19)

CAREER HIGHS

Table with 2 columns: Statistic and Value. Hits: 3, 4x, last at Radford (2/27/19); Runs: 3, 2x, last at Radford (2/27/19); RBIs: 4, 3x, last vs. Louisville (3/31/19); HRs: 2, 2x, last vs. UAB (3/2/19); Walks: 3 vs. Michigan (2/20/16); Stolen Bases: 1, 10x, last vs. Virginia {3} (4/13/19); Hitting Streak: 12 games (4/29/18 - 2/17/19)

2019 GAME-BY-GAME STATS

Table with 20 columns: Date, Opponent, Pos, AB, R, H, RBI, 2B, 3B, HR, BB, CS, HBP, SAC, SF, GDP, K, PO, A, E, Avg. Lists game-by-game performance for 2019.





EMMA STROUTH (StrOWth)

Senior | 5-7
OF | R/R

Southeast Guilford
Julian, N.C.

Major: Animal & Poultry Sciences

14

AT THE PLATE

- Has started all 45 games in left field.
- Recorded one double, one stolen base and two RBIs versus Charlotte (4/17).
- Tied a season-high four RBIs against Virginia (4/12) along with two hits and a run, breaking the RBI school record in a season.
- Tied a season-high three hits and had an RBI at Duke (4/6).
- Hit a run-rule walk-off home run versus Louisville (3/31).
- Had a season-high 4 RBIs off a grand slam at NC State (3/16).

SEASON HIGHS

Hits 3, 5x, last at Duke (4/6/19)
Runs 3 vs. [RV] Texas State (2/23/19)
RBIs 4, 5x, last vs. Virginia [1] (4/12/19)
HRs 1, 10x, last vs. Virginia [1] (4/12/19)
Walks 2 at Pitt (3/24/19)
Stolen Bases 1, 6x, last at Charlotte (4/17/19)
Hitting Streaks 9 games (2/8/19 - 2/17/19)

CAREER HIGHS

Hits 3, 12x, last at Duke (4/6/19)
Runs 3, 2x, last vs. [RV] Texas State (2/23/19)
RBIs 5 vs. Western Carolina (4/19/16)
HRs 1, 23x, last vs. Virginia (4/12/19)
Walks 2, 4x, last at Pitt (3/24/19)
Stolen Bases 1, 9x, last at Pitt (3/24/19)
Hitting Streak 10 games (5/10/18 - 2/17/19)

2019 GAME-BY-GAME STATS

Date	Opponent	Pos	AB	R	H	RBI	2B	3B	HR	BB	SB	CS	HBP	SAC	SF	GDP	K	PO	A	E	Avg
Feb 08	vs Wichita State	*of	4	2	2	1	1	0	0	0	0	0	0	0	0	0	0	0	0	0	1.000
Feb 08	vs Central Michigan	*of	4	1	2	2	0	0	1	0	0	0	0	0	0	0	0	1	0	0	.667
Feb 09	vs Purdue	*of	3	1	1	2	1	0	0	0	1	0	0	0	1	0	0	0	0	0	.455
Feb 09	at Col. of Charleston	*of	3	2	2	2	0	0	1	0	0	0	0	0	0	0	0	1	0	0	.500
Feb 10	vs Purdue	*of	4	0	3	3	2	1	0	0	0	0	0	0	0	0	0	0	3	0	.556
Feb 16	vs Detroit Mercy	*of	2	1	1	1	0	0	0	0	0	0	0	0	0	0	1	0	0	0	.580
Feb 16	at Charleston So.	*of	4	1	3	2	0	0	0	0	0	0	0	0	0	0	0	1	0	0	.583
Feb 17	vs ETSU	*of	4	1	2	0	0	0	0	1	0	0	0	0	0	0	0	0	0	0	.571
Feb 17	at Charleston So.	*of	3	1	1	1	0	0	0	1	0	0	0	0	0	0	0	0	2	0	.548
Feb 22	vs Texas State	*of	2	0	1	2	0	0	0	0	0	0	0	0	0	0	0	0	3	0	.545
Feb 22	at South Florida	*of	3	0	0	0	0	0	0	0	0	0	0	0	0	0	0	0	0	0	.500
Feb 23	vs Georgia State	*of	4	2	3	2	0	0	1	0	0	0	0	0	0	0	0	1	0	0	.525
Feb 23	vs Texas State	*of	3	3	2	0	0	0	0	1	0	0	0	0	0	0	0	0	2	0	.535
Feb 24	vs Georgia State	*of	4	1	1	0	0	0	0	1	0	0	0	0	0	0	2	0	0	0	.511
Feb 27	at Radford	*of	3	1	1	0	0	0	0	0	0	0	0	0	0	0	1	2	0	0	.500
Mar 01	at Georgia	*of	4	1	0	0	0	0	1	0	0	0	0	0	0	1	2	0	0	0	.463
Mar 02	vs UAB	*of	4	1	1	0	0	0	0	0	0	0	0	0	0	0	0	0	0	0	.448
Mar 02	at Georgia	*of	4	0	0	0	0	0	0	0	0	0	0	0	0	0	3	0	0	0	.433
Mar 03	vs UAB	*of	4	1	1	0	0	0	0	0	0	0	0	0	0	0	0	0	0	0	.429
Mar 09	GEORGIA TECH	*of	3	1	0	0	0	0	0	0	0	0	0	0	0	1	0	0	0	0	.406
Mar 10	GEORGIA TECH-1	*of	3	1	1	0	0	0	0	1	0	0	0	0	0	0	0	0	0	0	.409
Mar 10	GEORGIA TECH-2	*of	2	1	1	2	0	0	1	1	0	0	0	0	0	0	0	0	0	0	.408
Mar 15	at NC State	*of	2	0	2	1	1	0	0	0	0	0	0	0	0	0	0	0	0	0	.398
Mar 16	at NC State	*of	4	1	1	4	0	0	1	0	0	0	0	0	0	0	0	0	0	0	.416
Mar 17	at NC State	*of	3	0	0	0	0	0	0	0	0	0	0	0	0	1	1	0	0	0	.400
Mar 19	BINGHAMTON-1	*of	3	0	1	0	0	0	0	0	0	0	0	0	0	0	0	1	0	0	.418
Mar 19	BINGHAMTON-2	*of	4	1	2	4	1	0	0	1	0	0	0	0	0	0	0	0	0	0	.377
Mar 20	LIPSCOMB	*of	4	2	3	4	1	0	1	0	0	0	0	0	0	0	0	0	1	0	.422
Mar 23	at Pitt-1	*of	4	2	2	4	0	0	1	0	0	0	0	0	0	0	3	0	0	0	.426
Mar 23	at Pitt-2	*of	4	1	1	0	0	0	0	0	0	0	0	0	0	0	0	0	0	0	.421
Mar 24	at Pitt	*of	2	2	0	0	0	0	0	2	1	0	0	0	0	0	0	0	0	0	.410
Mar 27	RADFORD	*of	3	1	1	1	1	0	0	0	0	0	0	0	0	0	2	0	0	0	.408
Mar 29	LOUISVILLE	*of	4	1	2	0	0	0	0	0	0	0	0	0	0	0	0	0	0	0	.411
Mar 30	LOUISVILLE	*of	4	0	0	0	0	0	0	0	0	0	0	0	0	0	0	2	0	0	.413
Mar 31	LOUISVILLE	*of	4	1	1	2	0	0	1	0	0	0	0	0	0	0	1	0	0	0	.407
Apr 06	at Duke-1	*of	4	0	2	0	0	0	0	0	0	0	0	0	0	1	1	0	0	0	.410
Apr 06	at Duke-2	*of	4	0	1	1	0	0	0	0	0	0	0	0	0	0	0	0	0	0	.421
Apr 07	at Duke	*of	2	0	0	0	0	0	1	0	0	0	0	0	0	0	0	0	1	0	.415
Apr 10	JMU-1	*of	2	1	1	1	0	0	1	1	0	0	0	0	0	0	0	0	0	1	.416
Apr 10	JMU-2	*of	3	2	2	1	2	0	0	0	0	0	0	0	0	0	0	0	0	0	.422
Apr 12	VIRGINIA	*of	4	0	2	4	0	0	1	0	0	0	0	0	0	0	0	0	0	0	.427
Apr 13	VIRGINIA-1	*of	3	0	1	0	0	0	0	0	0	0	0	0	0	0	0	3	0	0	.425
Apr 13	VIRGINIA-2	*of	4	1	1	1	0	0	0	0	0	0	0	0	0	1	1	0	0	0	.420
Apr 17	at Charlotte-1	*of	4	0	2	0	0	0	0	0	0	0	0	0	0	2	0	0	0	0	.466
Apr 17	at Charlotte-2	*of	3	2	2	2	1	0	0	0	1	0	0	0	0	0	1	0	0	0	.414
Totals		45gs	145	44	60	55	12	1	10	11	6	0	2	0	1	1	8	49	0	2	.414



MEREDITH SLAW

Freshman | 5-11
IF | L/R

Rappahannock HS
Warsaw, Va.

Major: Business

16

AT THE PLATE

- Has played in 28 games, drawing 10 starts as the designated player and three at first base.
- Posted a two-run home run versus Virginia (4/13).
- Had a two-run double versus Louisville (3/30).
- Collected her first multi-hit game of her career versus UAB (3/2), owning a single and a home run.
- Hit her first home run at the college level at Charleston Southern (2/17), a three-run shot to right center.
- Posted her first-ever double versus Detroit Mercy (2/16), driving in a run.
- First hit was in the season opener vs. [RV] Wichita State (2/8).
- Three-sport athlete in high school, playing softball, basketball and volleyball.
- Four-year letterwinner in softball and basketball for coach Ellen Gaines in both sports.
- Two-time all-state selection.
- Three-time conference Player of the Year.
- Two-time region Player of the Year.
- VHSL Player of the Year.
- Comes from an athletics family - uncle played for the Los Angeles Dodgers' AAA team.
- Has a cousin currently playing catcher for Wake Forest.
- Had two cousins run track for Virginia and William & Mary.

SEASON/CAREER HIGHS

Hits 2 v. UAB (3/2/19)
Runs 1, 5x, last vs. Virginia {3} (4/13/19)
RBIs 3 at Charleston Southern (2/17/19)
HRs 1, 4x, last vs. Virginia {3} (4/13/19)
Walks
Stolen Bases
Hitting Streak: 5 games (2/9/19 - 2/17/19)

2019 GAME-BY-GAME STATS

Date	Opponent	Pos	AB	R	H	RBI	2B	3B	HR	BB	SB	CS	HBP	SAC	SF	GDP	K	PO	A	E	Avg
Feb 08	vs Wichita State	*ph	1	0	1	0	0	0	0	0	0	0	0	0	0	0	0	0	0	0	1.000
Feb 08	vs Central Michigan	*dh	2	0	1	0	0	0	0	0	0	0	0	0	0	0	0	0	0	0	.667
Feb 09	vs Purdue	*dh	4	0	0	0	0	0	0	0	0	0	0	0	0	0	0	0	0	0	.286
Feb 09	at Col. of Charleston	*dh	3	1	1	1	0	0	0	0	0	0	0	0	0	0	0	0	0	0	.308
Feb 16	vs Detroit Mercy	*dh	2	0	1	1	1	0	0	0	0	0	0	0	0	0	0	0	0	0	.333
Feb 16	at Charleston So.	ph	1	0	1	1	0	0	0	0	0	0	0	0	0	0	0	0	0	0	.375
Feb 17	vs ETSU	ph	2	0	0	0	0	0	0	0	0	0	0	0	0	0	0	0	0	0	.333
Feb 17	at Charleston So.	ph	1	1	1	3	0	0	1	0	0	0	0	0	0	0	0	0	0	0	.368
Feb 22	vs Texas State	*dh	2	0	0	0	0	0	0	0	0	0	0	0	0	0	0	0	1	0	.333
Feb 23	vs Texas State	ph	1	1	1	2	0	0	1	0	0	0	0	0	0	0	0	0	0	0	.364
Feb 27	at Radford	ph	1	0	0	0	0	0	0	0	0	0	0	0	0	0	0	0	0	0	.348
Mar 02	vs UAB	ph/dh	2	1	2	2	0	0	1	0	0	0	0	0	0	0	0	0	0	0	.400
Mar 02	at Georgia	*dh	2	0	0	0	0	0	0	0	0	0	0	0	0	0	0	0	0	0	.370
Mar 03	vs UAB	*dh	3	0	0	0	0	0	0	0	0	0	0	0	0	0	0	3	0	0	.333
Mar 09	GEORGIA TECH	*ph	1	0	0	0	0	0	0	0	0	0	0	0	0	0	0	0	0	0	.323
Mar 16	at NC State	ph	1	0	0	0	0	0	0	0	0	0	0	0	0	0	0	0	0	0	.312
Mar 19	BINGHAMTON-2	ph	1	0	0	0	0	0	0	0	0	0	0	0	0	0	0	0	1	0	.303
Mar 23	at Pitt-1	ph	1	1	1	3	0	0	1	0	0	0	0	0	0	0	0	0	0	0	.254
Mar 29	LOUISVILLE	*1b	3	0	1	0	1	0	0	0	0	0	0	0	0	0	0	0	12	0	.297
Mar 30	LOUISVILLE	*1b	3	0	1	2	1	0	0	0	0	0	0	0	0	0	0	0	1	1	.300
Mar 31	LOUISVILLE	*1b	3	1	1	0	0	0	0	0	0	0	0	0	0	0	0	0	1	4	.302
Apr 07	at Duke	*dh	3	0	0	0	0	0	0	0	0	0	0	0	0	0	0	0	0	0	.283
Apr 10	JMU-1	*dh	1	0	0	0	0	0													



MACKENZIE LAWTER

Sophomore | 5-5
C | R/R

Halifax County HS
South Boston, Va.

Major: Multimedia Journalism
& Political Science

18

2017-18 ACC Academic Honor Roll

AT THE PLATE

- Has played in 33 games, drawing 32 starts at catcher.
- Hit a solo home run and then a run-rule walk-off two-run double against Virginia (4/12).
- Hit a grand slam and had a career-high five RBIs at Pitt (3/23).
- Went a perfect 3 for 3 with two home runs and four RBIs versus Binghamton (3/19).
- Graduated from high school a semester early and joined the Hokies in January 2018.
- Father played baseball at Longwood University and was recognized as Virginia Player of the Year in 1985.

SEASON HIGHS

Table with 2 columns: Statistic and Value. Hits: 3, 2x, last vs. Binghamton [1] (3/19/19); Runs: 3 vs. ETSU (2/17/19); RBIs: 5 at Pitt (3/23/19); HRs: 2 vs. Binghamton [1] (3/19/19); Walks: 1, 4x, last at Duke [2] (4/6/19); Stolen Bases: 1, 3x, last vs. Virginia {3} (4/13/19); Hitting Streak: 5 games (3/23/19 - 3/29/19)

CAREER HIGHS

Table with 2 columns: Statistic and Value. Hits: 3, 2x, last vs. Binghamton [1] (3/19/19); Runs: 3 vs. ETSU (2/17/19); RBIs: 5 at Pitt (3/23/19); HRs: 2 vs. Binghamton [1] (3/19/19); Walks: 1, 5x, last at Duke [2] (4/6/19); Stolen Bases: 1, 3x, last vs. Virginia {3} (4/13/19); Hitting Streak: 5 games (3/23/19 - 3/29/19)

2019 GAME-BY-GAME STATS

Table with columns: Date, Opponent, Pos, AB, R, H, RBI, 2B, 3B, HR, BB, SB, CS, HBP, SAC, SF, GDP, K, PO, A, E, Avg. Lists game-by-game performance for Mackenzie Lawter.



KINSEY JOHNSON

Senior | 5-9
OF | R/R

River Hill HS
Highland, Md.

Major: Marketing Management

19

2017-18 ACC Academic Honor Roll

AT THE PLATE

- Has played in 29 games.
- Swiped second and scored a run at Charlotte (4/17).
- Scored a run in all three games versus Louisville (3/29-31).
- Scored one run in the final game in the series at Pitt (3/24).
- Made her first putout of the season, catching a fly ball in the outfield against Binghamton (3/19).
- Registered a hit and scored a run in the first matchup versus Purdue (2/9).
- Appeared in 31 games in 2018.
- Virginia Tech's top option off the bench as a pinch runner.
- Went 4 for 5 on stolen base attempts.

SEASON HIGHS

Table with 2 columns: Statistic and Value. Hits: 1 vs. Purdue (2/9/19); Runs: 1, 15x, last at Charlotte (4/17/19); RBIs: 1 vs. Detroit Mercy (2/16/19); HRs: 1 vs. Detroit Mercy (2/16/19); Walks: 1 vs. Detroit Mercy (2/16/19); Stolen Bases: 1, 4x, last at Charlotte (4/17/19); Hitting Streak: 1 vs. Purdue (2/9/19)

CAREER HIGHS

Table with 2 columns: Statistic and Value. Hits: 3 at NC State (3/5/16); Runs: 1, 31x, last vs. Charlotte (4/17/19); RBIs: 2 at Western Carolina (4/25/17); HRs: 1 at Western Carolina (4/25/17); Walks: 2 vs. Mercer (4/2/16); Stolen Bases: 1, 12x, last at Charlotte (4/17/19); Hitting Streak: 2 games (4/18/17 - 4/19/17)

2019 GAME-BY-GAME STATS

Table with columns: Date, Opponent, Pos, AB, R, H, RBI, 2B, 3B, HR, BB, SB, CS, HBP, SAC, SF, GDP, K, PO, A, E, Avg. Lists game-by-game performance for Kinsey Johnson.





SIERRA WALTON (See-AIR-uh)

Senior | 5-7
C/1B | R/R

Dowling Catholic HS/Indian Hills CC
Des Moines, Iowa

Major: Public Relations

20

AT THE PLATE

- Has played in 17 games, drawing six starts at first base and four as the designated player.
- Scored a run and earned a walk as the designated hitter at Pitt (3/23).
- Posted an RBI single and a walk in the Binghamton (3/19) doubleheader.
- Turned in a season-high two doubles and two RBIs at Charleston Southern (2/17).
- Recorded at least one hit and one RBI in her first three games of the season.
- Finished with one hit and one RBI versus College of Charleston (2/9).
- Had a double and two RBIs in the season opener versus [RV] Wichita State (2/8) and the first contest against Purdue (2/9/19).
- Played in 46 games with 44 starts in 2018.
- Started the final 29 games of the season behind the plate.
- Ranked second on the team with a .266 batting average.

SEASON HIGHS

Hits 2 at Charleston Southern (2/17/19)
Runs 1, 2x, last at Pitt (3/23/19)
RBIs 2, 3x, last at Charleston Southern (2/17/19)
HRs
Walks 1, 4x, last at Pitt (3/23/19)
Stolen Bases
Hitting Streak 3 games (3/10/19 - 3/19/19)

CAREER HIGHS

Hits 2, 10x, last at Charleston Southern (2/17/19)
Runs 2 vs. Hampton (5/2/18)
RBIs 2, 3x, last at Charleston Southern (2/17/19)
HRs 1 vs. Hampton (5/2/18)
Walks 2, 2x, last vs. Duke (4/20/18)
Stolen Bases
Hitting Streak 7 games (4/29/18 - 2/9/19)

2019 GAME-BY-GAME STATS

Date	Opponent	Pos	AB	R	H	RBI	2B	3B	HR	BB	SB	CS	HBP	SAC	SF	GDP	K	PO	A	E	Avg
Feb 08	vs Wichita State	**1b	2	0	1	2	1	0	0	0	0	0	0	0	0	0	1	3	0	0	.500
Feb 09	vs Purdue	**1b	4	0	1	2	1	0	0	0	0	0	0	0	0	0	9	0	1	0	.333
Feb 09	at Col. of Charleston	**1b	4	0	1	1	0	0	0	0	0	0	0	0	0	0	2	0	0	0	.300
Feb 10	vs Purdue	**1b	3	0	0	0	0	0	0	1	0	0	0	0	0	0	1	2	0	0	.231
Feb 16	vs Detroit Mercy	**1b	2	0	0	0	0	0	0	0	0	0	0	0	0	0	3	0	0	0	.200
Feb 16	at Charleston So.	pr	0	0	0	0	0	0	0	0	0	0	0	0	0	0	0	0	0	0	.500
Feb 17	at Charleston So.	pr	0	0	0	0	0	0	0	0	0	0	0	0	0	0	0	0	0	0	.500
Feb 22	vs Texas State	ph	0	1	0	0	0	0	0	1	0	0	0	0	0	0	0	1	0	0	.500
Feb 23	vs Georgia State	ph	0	0	0	0	0	0	0	0	0	0	0	0	0	0	0	0	0	0	.500
Feb 23	vs Texas State	pr	0	1	0	0	0	0	0	0	1	0	0	0	0	0	0	0	0	0	.500
Feb 24	vs Georgia State	pr	0	1	0	0	0	0	0	0	1	0	0	0	0	0	0	0	0	0	.500
Mar 02	vs UAB	pr	0	0	0	0	0	0	0	0	0	0	0	0	0	0	0	0	0	0	.500
Mar 10	GEORGIA TECH-1	pr	0	0	0	0	0	0	0	0	0	0	0	0	0	0	0	0	0	0	.500
Mar 10	GEORGIA TECH-2	pr	0	1	0	0	0	0	0	0	0	1	0	0	0	0	0	0	0	0	.500
Mar 15	at NC State	pr	0	0	0	0	0	0	0	0	0	0	0	0	0	0	0	0	0	0	.500
Mar 17	at NC State	pr	0	0	0	0	0	0	0	0	0	0	0	0	0	0	0	0	0	0	.500
Mar 19	BINGHAMTON-1	ph/3b	1	0	0	0	0	0	0	0	0	0	0	0	0	0	0	2	0	0	.333
Mar 19	BINGHAMTON-2	pr	0	1	0	0	0	0	0	0	0	0	0	0	0	0	0	0	0	0	.333
Mar 20	LIPSCOMB	pr/2b	0	0	0	0	0	0	0	0	0	0	0	0	0	0	0	0	0	0	.333
Mar 23	at Pitt-1	ph	1	1	1	1	0	0	0	1	0	0	0	0	0	0	0	0	0	0	.500
Mar 23	at Pitt-2	ph	0	1	0	0	0	0	0	0	0	0	0	0	0	0	0	0	0	0	.500
Mar 24	at Pitt	pr	0	1	0	0	0	0	0	1	0	0	0	0	0	0	0	0	0	0	.500
Mar 30	LOUISVILLE	pr	0	1	0	0	0	0	0	0	1	0	0	0	0	0	0	0	0	0	.500
Apr 12	VIRGINIA	pr	0	0	0	0	0	0	0	0	1	0	0	0	0	0	0	0	0	0	.500
Apr 13	VIRGINIA-2	pr	0	0	0	0	0	0	0	0	0	0	0	0	0	0	0	0	0	0	.500
Apr 17	at Charlotte-1	pr	0	0	0	0	0	0	0	0	0	0	0	0	0	0	0	0	0	0	.500
Totals			10gs	37	2	8	9	5	0	4	0	0	0	0	0	0	6	29	0	3	.216



STACY KALT

Freshman | 5-6
U | R/R

Churchill HS
Fallon, Nev.

Major: Human Nutrition, Foods
and Exercise

21

AT THE PLATE

- Has played in 26 games.
- Recorded a stolen base versus Virginia (4/12).
- Collected one scored run versus Louisville (3/30).
- Hit her first career home run at Pitt (3/23).
- Played third base for the first time this season, getting two putouts while scoring a run versus Binghamton (3/19).
- Recorded a stolen base on her way to scoring the game-winning walk-off run versus Georgia Tech (3/10).
- Tallied her first career hit versus Detroit Mercy (2/16) and her first-ever run while swiping a steal.
- Saw her first action against Purdue (2/9) and stole a base.
- A three-sport athlete during her prep career, playing softball, volleyball and basketball.
- For softball, she had four region and state appearances, won two state championships and two region titles.
- Earned Team Offensive MVP, All-Conference and All-State Honors while being a captain.
- Was a setter for volleyball and a guard on the basketball team, earning a letter for basketball and making it to the region and state tournaments.
- 2015 USSA Offensive Player, 2016 All-Star Tournament Team and 2018 Elite Eight team Colorado Sparkler.

SEASON/CAREER HIGHS

Hits 1, 2x, last at Pitt (3/23/19)
Runs 7, 11x, last vs. Louisville (3/30/19)
RBIs 1 at Pitt (3/23/19)
HRs 1 at Pitt (3/23/19)
Walks 1 vs. [RV] Texas State (2/22/19)
Stolen Bases 1, 11x, last vs. Virginia (4/12/19)
Hitting Streak

2019 GAME-BY-GAME STATS

Date	Opponent	Pos	AB	R	H	RBI	2B	3B	HR	BB	SB	CS	HBP	SAC	SF	GDP	K	PO	A	E	Avg	
Feb 08	vs Central Michigan	pr	0	0	0	0	0	0	0	0	0	0	0	0	0	0	0	0	0	0	.000	
Feb 09	vs Purdue	pr	0	0	0	0	0	0	0	0	1	0	0	0	0	0	0	0	0	0	.000	
Feb 09	at Col. of Charleston	pr	0	1	0	0	0	0	0	0	1	0	0	0	0	0	0	0	0	0	.000	
Feb 10	vs Purdue	pr	0	0	0	0	0	0	0	0	0	0	0	0	0	0	0	0	0	0	.000	
Feb 16	vs Detroit Mercy	ph	2	1	1	0	0	0	0	1	0	0	0	0	0	0	0	1	0	0	.500	
Feb 16	at Charleston So.	pr	0	0	0	0	0	0	0	0	0	0	0	0	0	0	0	0	0	0	.500	
Feb 17	at Charleston So.	pr	0	0	0	0	0	0	0	0	0	0	0	0	0	0	0	0	0	0	.500	
Feb 22	vs Texas State	ph	0	1	0	0	0	0	0	1	0	0	0	0	0	0	0	0	0	0	.500	
Feb 23	vs Georgia State	ph	0	0	0	0	0	0	0	0	0	0	0	0	0	0	0	0	0	0	.500	
Feb 23	vs Texas State	pr	0	1	0	0	0	0	0	0	1	0	0	0	0	0	0	0	0	0	.500	
Feb 24	vs Georgia State	pr	0	1	0	0	0	0	0	0	1	0	0	0	0	0	0	0	0	0	.500	
Mar 02	vs UAB	pr	0	0	0	0	0	0	0	0	0	0	0	0	0	0	0	0	0	0	.500	
Mar 10	GEORGIA TECH-1	pr	0	0	0	0	0	0	0	0	0	0	0	0	0	0	0	0	0	0	.500	
Mar 10	GEORGIA TECH-2	pr	0	1	0	0	0	0	0	0	1	0	0	0	0	0	0	0	0	0	.500	
Mar 15	at NC State	pr	0	0	0	0	0	0	0	0	0	0	0	0	0	0	0	0	0	0	.500	
Mar 17	at NC State	pr	0	0	0	0	0	0	0	0	0	0	0	0	0	0	0	0	0	0	.500	
Mar 19	BINGHAMTON-1	ph/3b	1	0	0	0	0	0	0	0	0	0	0	0	0	0	0	2	0	0	.333	
Mar 19	BINGHAMTON-2	pr	0	1	0	0	0	0	0	0	0	0	0	0	0	0	0	0	0	0	.333	
Mar 20	LIPSCOMB	pr/2b	0	0	0	0	0	0	0	0	0	0	0	0	0	0	0	0	0	0	.333	
Mar 23	at Pitt-1	ph	1	1	1	1	0	0	0	1	0	0	0	0	0	0	0	0	0	0	.500	
Mar 23	at Pitt-2	ph	0	1	0	0	0	0	0	0	0	0	0	0	0	0	0	0	0	0	.500	
Mar 24	at Pitt	pr	0	1	0	0	0	0	0	1	0	0	0	0	0	0	0	0	0	0	.500	
Mar 30	LOUISVILLE	pr	0	1	0	0	0	0	0	0	1	0	0	0	0	0	0	0	0	0	.500	
Apr 12	VIRGINIA	pr	0	0	0	0	0	0	0	0	1	0	0	0	0	0	0	0	0	0	.500	
Apr 13	VIRGINIA-2	pr	0	0	0	0	0	0	0	0	0	0	0	0	0	0	0	0	0	0	.500	
Apr 17	at Charlotte-1	pr	0	0	0	0	0	0	0	0	0	0	0	0	0	0	0	0	0	0	.500	
Totals			Ogs	4	11	2	1	0	0	1	11	2	0	0	0	0	0	1	3	0	1	.500





MARA STRUM (Mare-uh)

Freshman | 6-1
P | R/R

William Byrd HS
Vinton, Va.

Major: Human Nutrition, Foods
and Exercise

22

IN THE CIRCLE


- Has played in one game.
- Made her collegiate debut against [RV] Texas State (2/22).
- Pitched 1.1 innings, yielding three earned runs while striking out a batter.
- Has yet to see action.
- Four-year letterwinner for coach Greg Barton.
- Guided William Byrd to a district and regional championship, while finishing third at the VHSL state tournament.
- Earned first-team VHSL all-state.
- First-team All-Timesland.
- First-team Region 4D.
- Region 4D Pitcher of the Year.
- Four-time first-team All-Blue Ridge District.
- Two-time Blue Ridge District Pitcher of the Year.
- Blue Ridge District Player of the Year.

SEASON/CAREER HIGHS

Innings	1.1 vs. [RV] Texas State (2/22/19)
Strikeouts	1 vs. [RV] Texas State (2/22/19)
Hits (Low)	4 vs. [RV] Texas State (2/22/19)
Runs (Low)	9 vs. [RV] Texas State (2/22/19)
Earned Runs (Low)	3 vs. [RV] Texas State (2/22/19)
Walks (Low)	7 vs. [RV] Texas State (2/22/19)
Most Number of Pitches	70 vs. [RV] Texas State (2/22/19)

2019 GAME-BY-GAME STATS

Date	Opponent	GS	IP	H	R	ER	BB	SO	2B	3B	HR	WP	BK	HBP	IBB	Score	W-L	Sv	ERA	NP
Feb 22	vs Texas State	0	1.1	4	9	3	7	1	2	0	0	0	0	0	0	5-17	0-0	0	15.75	70
Totals		0	1.1	4	9	3	7	1	2	0	0	0	0	0	0	5-17	0-0	0	15.75	70



CARRIE EBERLE (Eb-er-lee)

Junior | 6-0
P | R/R

Charlotte Catholic HS
Charlotte, N.C.

Major: Biology

25

- **2019 ACC Co-Pitcher of the Week (3/5/19)**
- **2019 Softball American Top-100 Player**
- **2019 JWOS Preseason All-American Third Team**
- **2019 Preseason All-ACC**
- **2018 ACC Academic Honor Roll**
- **2018 VaSID All-State Second Team**
- **2018 NFCA Second-Team All-Mid-Atlantic Region**
- **2018 Second-Team All-ACC**
- **2018 CoSIDA Academic All-District**
- **2017 ACC All-Freshmen Team**

IN THE CIRCLE

- Has pitched in 27 games, starting 24 of those in the circle.
- Threw a four-hit shutout at Charlotte (4/17) with five strikeouts, while shutting out Virginia (4/13, 4/12) twice last weekend.
- Posted six strikeouts in seven innings at No. 8 Georgia (3/1), earning her second career win in the circle versus a top-25 team.

SEASON HIGHS

Innings (High)	7.0, 15x, last vs. Virginia (4/13/19)
Strikeouts	10, 2x, last at Duke (4/6/19)
Hits (Low) (Min. 5 IP)	2, 2x, last vs. Virginia (4/12/19)
Runs (Low) (Min. 5 IP)	0, 7x, last at Charlotte (4/17/19)
Earned Runs (Low) (Min. 5 IP)	0, 10x, last at Charlotte (4/17/19)
Walks (Low) (Min. 5 IP)	0, 7x, last vs. Virginia {3} (4/13/19)
Number of Pitches (High)	138 vs. Lipscomb (3/23/19)

CAREER HIGHS

Innings (High)	8.0, 4x, last vs. Liberty (4/10/18)
Strikeouts	10, 2x, last at Duke [1] (4/6/19)
Hits (Low) (Min. 5 IP)	1, 3x, last vs. Liberty (4/10/18)
Runs (Low) (Min. 5 IP)	0, 15x, last at Charlotte (4/17/19)
Earned Runs (Low) (Min. 5 IP)	0, 20x, last at Charlotte (4/17/19)
Walks (Low) (Min. 5 IP)	0, 8x, last vs. Virginia (4/13/19)
Number of Pitches (High)	138 vs. Lipscomb (3/23/19)

2019 GAME-BY-GAME STATS

Date	Opponent	GS	IP	H	R	ER	BB	SO	2B	3B	HR	WP	BK	HBP	IBB	Score	W-L	Sv	ERA	NP
Feb 08	vs Wichita State	* 5.0	6	3	3	5	7	2	0	0	2	0	0	0	0	11-3	1-0	0	4.20	101
Feb 09	vs Purdue	* 7.0	5	2	1	1	3	1	0	0	1	0	0	0	0	7-5	2-0	0	2.33	93
Feb 16	at Charleston So.	* 7.0	2	0	0	0	5	0	0	0	0	1	0	0	0	4-0	3-0	0	1.47	85
Feb 17	vs ETSU	* 7.0	6	3	1	4	1	0	0	0	1	0	0	1	0	8-3	4-0	0	1.36	99
Feb 22	at South Florida	* 6.0	11	7	5	0	3	0	1	0	1	0	2	0	0	2-7	4-1	0	2.19	60
Feb 23	vs Texas State	* 6.0	6	0	0	1	5	0	0	0	0	0	0	0	0	10-0	5-1	0	1.84	88
Feb 24	vs Georgia State	* 4.0	2	1	1	2	2	0	0	0	0	0	0	0	0	5-1	6-1	0	1.83	64
Feb 27	at Radford	* 1.0	0	0	0	0	1	0	0	0	0	0	0	0	0	10-0	6-1	0	1.79	12
Mar 01	at Georgia	* 7.0	11	6	3	1	6	3	1	1	0	0	0	0	0	7-6	7-1	0	1.96	112
Mar 02	vs UAB	* 6.1	6	2	0	1	2	1	0	0	0	0	0	0	0	8-6	8-1	0	1.74	82
Mar 09	GEORGIA TECH	* 7.0	10	1	1	0	10	1	0	0	1	0	1	0	1	5-1	9-1	0	1.66	121
Mar 10	GEORGIA TECH-1	* 2.0	2	1	1	3	0	1	0	0	1	0	0	0	0	7-10	9-1	0	1.71	48
Mar 10	GEORGIA TECH-2	* 7.0	7	4	4	2	4	0	0	2	0	0	0	0	0	5-4	10-1	0	1.94	115
Mar 15	at NC State	* 7.0	7	2	2	1	7	1	1	1	0	0	0	0	0	4-2	11-1	0	1.94	105
Mar 16	at NC State	* 5.0	3	1	0	0	1	2	0	0	0	0	0	0	0	12-1	12-1	0	1.83	52
Mar 17	at NC State	* 7.0	3	0	0	2	3	0	0	0	0	0	0	1	0	1-0	13-1	0	1.69	73
Mar 19	BINGHAMTON-1	* 4.0	1	0	0	2	5	0	0	0	0	0	0	1	0	12-0	14-1	0	1.62	67
Mar 20	LIPSCOMB	* 7.0	9	7	3	2	6	2	0	0	0	0	0	0	0	9-7	15-1	0	1.71	138
Mar 23	at Pitt-2	* 7.0	6	1	1	2	5	0	0	0	0	0	0	0	0	3-0	18-2	0	1.80	111
Mar 27	RADFORD	* 5.0	5	0	0	2	6	0	0	0	0	0	0	0	0	8-0	17-1	0	1.59	82
Mar 29	LOUISVILLE	* 7.0	9	7	7	2	6	3	1	0	1	0	1	0	1	5-7	17-2	0	1.90	125
Apr 06	at Duke-1	* 7.0	5	0	0	2	10	1	0	0	0	0	0	0	0	3-0	18-2	0	1.80	111
Apr 07	at Duke	* 7.0	3	1	0	4	5	2	0	0	0	0	0	2	0	2-1	19-2	0	1.71	128
Apr 10	JMU-1	* 7.0	6	3	3	1	8	0	0	0	0	1	0	0	0	1-3	19-3	0	1.77	107
Apr 12	VIRGINIA	* 5.0	2	0	0	0	5	0	0	0	0	0	0	0	0	8-0	20-3	0	1.71	59
Apr 13	VIRGINIA-2	* 7.0	4	0	0	0	0	0	0	0	0	0	0	0	0	7-0	21-3	0	1.83	59
Apr 17	at Charlotte-2	* 5.0	4	0	0	4	5	0	0	0	0	0	0	0	0	8-0	22-3	0	1.58	79
Totals		24	159.1	141	82	36	41	129	21	4	4	11	0	11	1	178-68	22-3	0	1.58	-





GRACE CHAVEZ (SHAW-vez)

Freshman | 5-9
C | R/R

West Career & Technical Academy
Las Vegas, Nev.

Major: Biology

28

AT THE PLATE

- Has played in 26 games, drawing 15 starts as the designated player.
- Recorded three RBIs and one home run during the doubleheader at Charlotte (4/17).
- Had an RBI single at Duke (4/6).
- Recorded one hit and one walk versus Louisville (3/30).
- Racked up three hits and four RBIs in the Binghamton (3/19) doubleheader, including a three-run home run to right center as well as an RBI single for her first multi-hit game.
- Notched a two-run homer in at NC State (3/16).
- Belted a two-run homer versus [RV] Texas State (2/22).
- Pinch-hit versus Detroit Mercy (2/16) and got the first hit of her career.
- Recorded one RBI in her debut versus College of Charleston (2/9) as a pinch-hitter.
- Registered a base on balls in the victory over Purdue (2/10) as a pinch-hitter.
- Four-year letterwinner for coach Kelly Glass at Palo Verde.
- Three-time All-Northwest League selection.
- Led team to VHSL state title in 2017.
- Earned second-team all-state in 2018.
- All-state honorable mention in 2016.

SEASON/CAREER HIGHS

Hits 2, 2x, last at Pitt (3/24/19)
Runs 2 vs. [1] Binghamton (3/19/19)
RBIs 3 vs. [1] Binghamton (3/19/19)
HRs 1, 6x, last at Charlotte (4/17/19)
Walks 2 at Pitt (3/23/19)
Stolen Bases
Hitting Streak 9 games (3/19/19 - 3/30/19)

2019 GAME-BY-GAME STATS

Table with columns: Date, Opponent, Pos, AB, R, H, RBI, 2B, 3B, HR, BB, SB, CS, HBP, SAC, SF, GDP, K, PO, A, E, Avg. Rows include games from Feb 08 to Apr 17.



MADDI BANKS

Freshman | 5-6
U | L/R

Bettendorf HS
Bettendorf, Iowa

Major: Communication Studies

29

AT THE PLATE

- Has played in 40 games, drawing two starts in center field and 38 at second base.
- Had an RBI single at Charlotte (4/17).
- Recorded one hit and one run scored at Duke (4/6).
- Went 2 for 4 with a double and run at No. 8 Georgia (3/1).
- Tallied two hits, a career-high two RBIs and the first double of her career versus ETSU (2/17).
- Went a perfect 3 for 3 with her first-ever home run and scored a career-high three runs against Detroit Mercy (2/16).
- A three-sport athlete during her prep career, playing softball, track and basketball.
- Won two championships with the Bandits – IDT Boulder and PGF Nationals.
- And won a championship with the Firebirds, as well as MVP honors for the national tournament.
- Ran in the sprints on the track team, earning a state title, four letters, all-conference and team MVP.
- Earned Best Female Athlete award at Bettendorf.

SEASON/CAREER HIGHS

Hits 3 vs. Detroit Mercy (2/16/19)
Runs 3 vs. Detroit Mercy (2/16/19)
RBIs 2 vs. ETSU (2/17/19)
HRs 1, 2x, last at NC State (3/16/19)
Walks 1, 7x, last vs. Virginia {1} (4/12/19)
Stolen Bases 2 vs. Purdue (2/10/19)
Hitting Streak 3 games (3/23/19-3/27/19)

2019 GAME-BY-GAME STATS

Table with columns: Date, Opponent, Pos, AB, R, H, RBI, 2B, 3B, HR, BB, SB, CS, HBP, SAC, SF, GDP, K, PO, A, E, Avg. Rows include games from Feb 08 to Apr 17.





KAYLEIGH ADDINGTON

Sophomore | 5-7
C | R/R

Rockbridge HS
Lexington, Va.

Major: Meteorology

31

2017-18 ACC Academic Honor Roll

AT THE PLATE

- Has played in three games this year.
- Had a plate appearance versus Virginia (4/13).
- Came in as a pinch hitter versus Binghamton (3/19).
- Pinched hit against Radford (2/27), blooming one behind third base but the shortstop dove and made the catch.
- Appeared in two games in 2018.
- Drew a walk vs. Florida A&M (2/9).
- Registered an at-bat vs. Hampton (5/2).

SEASON HIGHS

- Hits
- Runs
- RBI
- HR
- Walks
- Stolen Bases
- Hitting Streak

CAREER HIGHS

- Hits
- Runs
- RBI
- HR
- Walks 1 vs. Florida A&M (2/9/18)
- Stolen Bases
- Hitting Streak

2019 GAME-BY-GAME STATS

Date	Opponent	Pos	AB	R	H	RBI	2B	3B	HR	BB	SB	CS	HBP	SAC	SF	GDP	K	PO	A	E	Avg
Feb 27	at Radford	ph	1	0	0	0	0	0	0	0	0	0	0	0	0	0	0	0	0	0	.000
Mar 19	BINGHAMTON-1	ph	1	0	0	0	0	0	0	0	0	0	0	0	0	1	0	0	0	0	.000
Apr 13	VIRGINIA-2	ph	1	0	0	0	0	0	0	0	0	0	0	0	0	0	0	0	0	0	.000
Totals		Dgs	3	0	0	0	0	0	0	0	0	0	0	0	0	1	0	0	0	0	.000



NCAA STATS

Statistic		National Rank	Conference Rank	Value	National Leader	Value	Conference Leader	Value
Batting Average (149 ranked)	Darby Trull Jayme Bailey Emma Strouth Kelsey Bennett	45 47 56 67	2 3 4 5	0.416 0.415 0.414 0.410	Courtney Cashman, UMass Lowell	0.531	Sydney Sherrill, Florida St.	0.432
Doubles (18 ranked)					Carly Thomas, Illinois	20	Breanna Roper, Georgia Tech	17
Doubles Per Game (148 ranked)					Carly Thomas, Illinois	0.49	Breanna Roper, Georgia Tech	0.36
Earned Run Average (150 ranked)	Carrie Eberle Keely Rochard	38 59	1 4	1.58 1.83	Shealyn O'Leary, Texas	0.51	Carrie Eberle, Virginia Tech	1.58
Hit Batters (8 ranked)					7 players tied	1	Alexis Holloway, Notre Dame	1
Hit by Pitch per Game (150 ranked)					Victoria Tyler, Alcorn	0.48	Bryce Holmgren, Syracuse	0.32
Hits (124 ranked)	Emma Strouth Darby Trull Kelsey Bennett Al Velazquez	10 64 86 124	2 6 11 13	60 52 50 48	Sierra Lange, George Washington	72	Breanna Roper, Georgia Tech	64
Hits Allowed Per Seven Innings (150 ranked)	Keely Rochard	18	1	3.95	Nicole Newman, Drake	2.94	Keely Rochard, Virginia Tech	3.95
Home Runs Per Game (147 ranked)	Caitlyn Nolan Kelsey Bennett Emma Strouth	25 60 128	2 5 13	0.33 0.29 0.22	Mia Davidson, Mississippi St.	0.52	Cait Brooks, Notre Dame	0.39
Home runs (39 ranked)	Caitlyn Nolan Kelsey Bennett	18 26	2 4	15 13	Mia Davidson, Mississippi St. Alyssa Oakes, USC Upstate	22 22	Cait Brooks, Notre Dame	16
On Base Percentage (150 ranked)	Jayme Bailey Kelsey Bennett Darby Trull	42 55 87	3 4 7	0.512 0.497 0.486	Courtney Cashman, UMass Lowell	0.638	Sydney Sherrill, Florida St.	0.528
RBI's (26 ranked)	Emma Strouth Caitlyn Nolan	7 21	1 2	55 46	Alyssa Oakes, USC Upstate	70	Emma Strouth, Virginia Tech	55
Runs Batted In Per Game (149 ranked)	Emma Strouth Caitlyn Nolan Kelsey Bennett	10 55 118	1 4 9	1.22 1.02 0.89	Linda Rush, Drexel	1.48	Emma Strouth, Virginia Tech	1.22
Runs per Game (150 ranked)	Emma Strouth Al Velazquez Jayme Bailey	42 43 105	5 6 10	0.98 0.98 0.88	Linda Rush, Drexel	1.31	Cali Harrod, Florida St.	1.17
Sacrifice Flies (65 ranked)	Caitlyn Nolan	7	1	5	Libby Morris, Central Ark. Kennedy Sullivan, Western Ky.	7 7	Caitlyn Nolan, Virginia Tech Abby Sweet, Notre Dame	5 5
Sacrifice Hits per game (150 ranked)					Evans, San Diego	0.35	Jazmine Moreno, Duke	0.23
Saves (33 ranked)					Alyssa Rothwell, Ball St.	11	4 players tied	3
Shutouts (21 ranked)	Keely Rochard Carrie Eberle	2 8	1 2	10 8	Christina Biggerstaff, USC Upstate	13	Keely Rochard, Virginia Tech	10
Slugging Percentage (300 ranked)	Kelsey Bennett Emma Strouth Caitlyn Nolan Jayme Bailey Darby Trull	24 86 95 96 127	2 7 8 9 12	0.828 0.717 0.708 0.708 0.664	Alyssa Oakes, USC Upstate	1.033	Cait Brooks, Notre Dame	0.903
Stolen Bases (150 ranked)					Jaquelyn Ramon, Southeastern La.	1.32	Cali Harrod, Florida St.	0.72
Strikeout-to-Walk Ratio (150 ranked)	Keely Rochard Carrie Eberle	38 96	1 4	4.76 3.15	Shannon Saile, Oklahoma	9.80	Meghan King, Florida St. Keely Rochard, Virginia Tech	4.76 4.76
Strikeouts (147 ranked)	Keely Rochard Carrie Eberle	33 66	1 7	157 129	Nicole Newman, Drake	263	Meghan King, Florida St. Keely Rochard, Virginia Tech	157 157
Strikeouts Per Seven Innings (150 ranked)	Keely Rochard	21	1	9.3	Nicole Newman, Drake	12.9	Keely Rochard, Virginia Tech	9.3
Total Bases (139 ranked)	Emma Strouth Kelsey Bennett Caitlyn Nolan Darby Trull	22 32 52 98	2 5 8 13	104 101 92 83	Linda Rush, Drexel	127	Sydney Sherrill, Florida St.	105
Toughest to Strike Out (150 ranked)	Emma Strouth Jayme Bailey	95 104	3 4	18.1 17.7	Melissa Rahrch, Stony Brook	112.0	Ali Wester, Notre Dame	20.4
Triples (30 ranked)					Celene Funke, Louisville	10	Celene Funke, Louisville	10
Triples Per Game (135 ranked)					Cydney Curran, CSU Bakersfield	0.26	Celene Funke, Louisville	0.23
Victories (44 ranked)	Carrie Eberle Keely Rochard	4 23	1 3	22 17	Summer Ellyson, Louisiana	26	Carrie Eberle, Virginia Tech	22
Walks (150 ranked)					Kaylee Tow, Alabama	1.13	Cali Harrod, Florida St.	0.93
Walks Allowed Per Seven Innings (150 ranked)	Carrie Eberle	139	4	1.80	Hannah Shields, Penn St.	0.67	Kathryn Sandercock, Florida St.	1.44



NCAA STATS

Statistic	National Rank	Conference Rank	Value	National Leader	Value	Conference Leader	Value
Batting Average (295 ranked)	5	1	0.346	Oklahoma	0.374	Virginia Tech	0.346
Double Plays per Game (295 ranked)	139	11	0.29	CSU Bakersfield	0.83	North Carolina	0.44
Doubles per Game (295 ranked)	11	2	1.76	Colorado St.	2.38	Georgia Tech	1.87
Earned Run Average (295 ranked)	16	1	1.89	Oklahoma	1.20	Virginia Tech	1.89
Fielding Percentage (295 ranked)	11	1	0.975	Oklahoma	0.987	Virginia Tech	0.975
Hit Batters (27 ranked)				UMass Lowell	5		
Home Runs per game (295 ranked)	3	1	1.76	Arizona	1.93	Virginia Tech	1.76
On Base Percentage (30 ranked)	7	2	0.422	Oklahoma	0.465	Florida St.	0.431
Scoring (295 ranked)	6	1	7.29	Oklahoma	8.20	Virginia Tech	7.29
Shutouts (238 ranked)	1	1	20	Virginia Tech	20	Virginia Tech	20
Slugging Percentage (295 ranked)	3	1	0.617	Oklahoma	0.688	Virginia Tech	0.617
Stolen Bases per Game (295 ranked)	73	5	1.29	Southeastern La.	4.40	North Carolina	2.17
Strikeout-to-Walk Ratio (295 ranked)	18	2	3.39	UCLA	6.76	Florida St.	3.40
Triples per Game (291 ranked)	138	7	0.16	Louisville	0.58	Louisville	0.58
WL Percentage (295 ranked)	5	1	0.867	Oklahoma	0.950	Virginia Tech	0.867



LAST FOUR BOX SCORES



2019 VT Softball
Virginia at #20 Virginia Tech (Game 1)
Apr 13, 2019 at Blacksburg, Va. (Tech Softball Park)



Virginia 0 (16-24,5-12 ACC)

Virginia Tech 1 (36-6,15-2 ACC)

Player ab r h rbi bb so po a lob
H. Busby 3b 3 0 1 0 0 0 1 0
L. Smith 1b 3 0 0 0 0 2 2 0 0
E. Osherow rf 3 0 0 0 0 2 4 0 0

Player ab r h rbi bb so po a lob
Jayme Bailey 1b 3 0 0 0 0 0 4 0 1
Al Velazquez rf 3 0 0 0 0 0 0 0 0
Caitlyn Nolan ss 3 0 1 0 0 0 2 1 0

Score by Innings 1 2 3 4 5 6 7 R H E
Virginia 0 0 0 0 0 0 0 0 1 1
Virginia Tech 0 0 0 0 1 0 X 1 6 0

E - A. Ritchie(10); DP - VA 2, LOB - VA 1; Hokies 5. 2B - H. Busby(13); C. Nolan(8); M. Lawter(2); SH - M. Banks(3).

Virginia ip h r er bb so ab bf np
A. Rayle 6.0 6 1 0 1 1 22 24 83

Virginia Tech ip h r er bb so ab bf np
Keely Rocharad 7.0 1 0 0 0 8 22 22 73

Win - K. Rocharad (16-3). Loss - A. Rayle (6-8). Save - None. Inherited runners/scored: None. Pitches/strikes: A. Rayle 83/58; K. Rocharad 73/58.

Umpires - HP: Carlos Guzman 1B: Matt Leisure 3B: Donald Pernell Start: 12 PM Time: 1:29 Attendance: Weather: 62° cloudy, no wind



2019 VT Softball
Virginia at #20 Virginia Tech (Game 2)
Apr 13, 2019 at Blacksburg, Va. (Tech Softball Park)



Virginia 0 (16-25,5-13 ACC)

Virginia Tech 7 (37-6,16-2 ACC)

Player ab r h rbi bb so po a lob
H. Busby 3b 3 0 1 0 0 0 0 1 1
L. Smith 1b 3 0 1 0 0 1 7 0 0
T. Gilbert lf 3 0 0 0 0 1 1 0 2

Player ab r h rbi bb so po a lob
Jayme Bailey 1b 4 0 1 0 0 1 8 0 1
Al Velazquez rf 3 2 2 0 0 1 0 1 0 1
Stacy Kalt pr 0 0 0 0 0 0 0 0 0 0

Score by Innings 1 2 3 4 5 6 7 R H E
Virginia 0 0 0 0 0 0 0 0 4 2
Virginia Tech 2 1 0 0 4 0 X 7 9 0

E - Ash. Davis(10); A. Ritchie(11). LOB - VA 4; Hokies 6. 2B - J. Bailey(11); A. Velazquez(10); E. Strouth(11); K. Bennett(7); 3B - K. Bennett(2); HR - M. Slaw(4); M. Lawter(8); HBP - A. Barber. SB - A. Velazquez(5); C. Nolan(6); M. Lawter(3); CS - M. Keshin(3).

Virginia ip h r er bb so ab bf np
A. Rayle 1.0 4 3 3 0 0 7 7 24
A. Frei 5.0 5 4 4 3 7 21 24 101

Virginia Tech ip h r er bb so ab bf np
Carrie Eberle 7.0 4 0 0 0 5 24 25 99

Win - C. Eberle (21-3). Loss - A. Rayle (6-9). Save - None. HBP - by C. Eberle (A. Barber). Inherited runners/scored: None. Pitches/strikes: A. Rayle 24/15; A. Frei 101/54; C. Eberle 99/68.

Umpires - HP: Matt Leisure 1B: Donald Pernell 3B: Carlos Guzman Start: 2 PM Time: 1:57 Attendance: 1321 Weather: 58° cloudy, light rain, 2 MPH A. Rayle faced 1 batter in the 2nd.



2019 VT Softball
#20 Virginia Tech at Charlotte (Game 1)
Apr 17, 2019 at Charlotte, N.C. (Sue M. Daughtridge)



Virginia Tech 9 (38-6)

Charlotte 1 (12-29)

Player ab r h rbi bb so po a lob
Jayme Bailey 1b 2 1 1 0 0 0 2 0 0
Sierra Walton 1b 3 0 0 0 0 0 3 0 2
Al Velazquez rf 2 1 0 0 0 0 1 0 1

Player ab r h rbi bb so po a lob
BERRIER cf 4 0 1 0 0 1 2 0 1
GRAY ss 4 1 2 0 0 0 1 5 2
OCKER lf 3 0 1 0 0 0 1 0 0

Score by Innings 1 2 3 4 5 6 7 R H E
Virginia Tech 3 0 4 0 0 0 2 9 10 0
Charlotte 0 0 0 0 0 1 0 1 7 2

E - MCGOUGH 2(8). DP - VT 1, LOB - VT 7; Charlotte 7. 2B - BERRIER(6); VANNOY(6); HR - C. Nolan(15); K. Bennett(12); D. Trull(6); SB - A. Velazquez(5); C. Nolan(6); K. Johnson(4); CS - S. Kalt(2).

Virginia Tech ip h r er bb so ab bf np
Keely Rocharad 7.0 7 1 1 2 5 27 29 94

Charlotte ip h r er bb so ab bf np
RILEY 3.0 6 7 5 0 1 18 18 59
PACE 4.0 4 2 2 4 0 15 19 78

Win - K. Rocharad (17-3). Loss - RILEY (4-6). Save - None. Inherited runners/scored: None. Pitches/strikes: K. Rocharad 94/61; RILEY 59/38; PACE 78/38.

Umpires - HP: Scott Condry 1B: Rodney Graves 3B: Randy Burgess Start: 4:00 PM Time: 2:06 Attendance: 289 Weather: 79 Degrees | Mostly Sunny



2019 VT Softball
#20 Virginia Tech at Charlotte (Game 2)
Apr 17, 2019 at Charlotte, N.C. (Sue M. Daughtridge)



Virginia Tech 8 (39-6)

Charlotte 0 (12-30)

Player ab r h rbi bb so po a lob
Jayme Bailey 1b 3 1 2 0 0 0 2 0 0
Al Velazquez rf 2 2 1 0 1 0 0 0 0
Caitlyn Nolan ss 3 0 0 0 0 1 4 0 0

Player ab r h rbi bb so po a lob
BERRIER cf 2 0 0 0 0 1 1 2 0 2
GRAY ss 2 0 1 0 1 1 1 1 0 0
OCKER lf 3 0 0 0 0 0 5 0 0 0

Score by Innings 1 2 3 4 5 R H E
Virginia Tech 5 0 0 0 3 8 10 0
Charlotte 0 0 0 0 0 0 4 2

E - GRAY(20); OCKER(4). LOB - VT 4; Charlotte 7. 2B - E. Strouth(11); K. Bennett(7); HR - K. Bennett(13); G. Chavez(6); SH - DOTY(5); SB - E. Strouth(6); CS - ROCHELLE(2).

Virginia Tech ip h r er bb so ab bf np
Carrie Eberle 5.0 4 0 0 4 5 17 22 79

Charlotte ip h r er bb so ab bf np
CANNON 0.1 4 5 5 1 1 5 6 10
PACE 4.0 4 3 3 0 1 17 17 45
GREEN 0.2 2 0 0 0 0 4 4 11

Win - C. Eberle (22-3). Loss - CANNON (3-11). Save - None. PB - VANNOY(6). Inherited runners/scored: None. Pitches/strikes: C. Eberle 79/47; CANNON 10/6; PACE 45/30; GREEN 11/8.

Umpires - HP: Rodney Graves 1B: Randy Burgess 3B: Scott Condry Start: 6:35 pm Time: 1:20 Attendance: 514 Weather: 73 Degrees | Partly Sunny

SEASON STATS



2019 VT Softball
Overall Statistics for Virginia Tech (as of Apr 17, 2019)
(All games Sorted by Batting avg)



Record: 39-6 Home: 12-3 Away: 16-2 Neutral: 11-1 Conference: 16-2

Player	avg	gp-gs	ab	r	h	2b	3b	hr	rbi	tb	slg%	bb	hp	so	gdp	ob%	sf	sh	sb-att	po	a	e	fld%
4 Darby Trull	.416	42-41	125	34	52	9	2	6	34	83	.664	17	1	16	0	.486	1	1	5-7	49	2	1	.981
2 Jayme Bailey	.415	42-40	106	37	44	11	1	6	15	75	.708	17	5	6	1	.512	1	2	1-4	233	7	3	.988
14 Emma Strouth	.414	45-45	145	44	60	12	1	10	55	104	.717	11	2	8	1	.459	1	0	6-6	49	0	2	.961
8 Kelsey Bennett	.410	45-45	122	29	50	8	2	13	40	101	.828	20	3	12	0	.497	2	1	1-1	19	74	5	.949
28 Grace Chavez	.392	26-15	51	10	20	2	0	6	20	40	.784	10	0	10	1	.492	0	0	0-0	0	0	0	.000
9 Al Velazquez	.348	44-44	138	43	48	10	1	3	23	69	.500	20	2	14	0	.435	1	1	6-6	15	1	1	.941
13 Caitlyn Nolan	.300	45-45	130	33	39	8	0	15	46	92	.708	20	2	14	0	.389	5	0	7-7	66	78	8	.947
18 Mackenzie Lawter	.300	33-33	80	19	24	2	0	8	23	50	.625	4	3	9	0	.348	2	0	3-3	195	13	2	.990
6 Lauren Duff	.295	24-20	61	9	18	4	0	3	10	31	.508	5	2	6	0	.368	0	0	0-0	100	5	1	.991
16 Meredith Slaw	.269	28-13	52	6	14	3	0	4	15	29	.558	1	1	9	0	.296	0	0	0-0	17	1	0	1.000
29 Maddi Banks	.253	40-40	91	19	23	3	0	2	7	32	.352	7	0	29	1	.306	0	3	11-11	59	60	2	.983
20 Sierra Walton	.216	17-10	37	2	8	5	0	0	9	13	.351	4	0	6	0	.293	0	0	0-0	29	0	3	.906
11 Cana Davis	.189	22-11	37	6	7	2	0	0	1	9	.243	4	2	14	0	.302	0	0	0-1	1	0	0	1.000
10 Olivia Lattin	.545	3-3	11	5	6	0	0	1	2	9	.818	0	0	0	0	.545	0	0	0-0	0	5	0	1.000
21 Stacy Kalt	.500	26-0	4	11	2	0	0	1	1	5	1.250	1	0	1	0	.600	0	0	11-13	3	0	1	.750
0 Jada Crittendon	.500	9-0	2	2	1	0	0	0	0	1	.500	0	0	0	0	.500	0	0	1-1	0	0	0	.000
25 Carrie Eberle	.250	27-24	8	1	2	0	0	0	1	2	.250	1	0	2	0	.333	0	0	0-0	5	48	0	1.000
19 Kinsey Johnson	.250	29-0	4	15	1	0	0	0	1	1	1.250	1	0	2	0	.400	0	0	4-4	1	0	0	1.000
12 Hannah Jones	.200	8-0	5	1	1	0	0	1	4	4	.800	3	0	2	0	.500	0	0	0-0	0	0	0	.000
5 Dani Hugney	.200	7-0	5	2	1	0	0	0	0	1	2.000	0	0	1	0	.200	0	0	2-2	0	0	0	.000
31 Kayleigh Addington	.000	3-0	3	0	0	0	0	0	0	0	.000	0	0	0	1	.000	0	0	0-0	0	0	0	.000
3 Keely Rochard	.000	23-21	0	0	0	0	0	0	0	0	.000	0	0	0	0	.000	0	0	0-0	5	8	0	1.000
7 Keara Napoli	.000	4-0	0	0	0	0	0	0	0	0	.000	0	0	0	0	.000	0	0	0-0	0	0	0	.000
22 Mara Strum	.000	1-0	0	0	0	0	0	0	0	0	.000	0	0	0	0	.000	0	0	0-0	0	0	0	.000
Totals	.346	45	1217	328	421	79	7	79	307	751	.617	146	23	161	5	.422	13	8	58-66	846	302	29	.975
Opponents	.208	45	1052	104	219	42	5	14	99	313	.298	85	27	288	8	.283	4	5	23-29	809	262	42	.962

LOB - Team (270), Opp (223). DPs turned - Team (13), Opp (13). IBB - Team (0), Opp (1).

(All games Sorted by Earned run avg)

Player	era	w-l	app	gs	cg	sho	sv	ip	h	r	er	bb	so	2b	3b	hr	b/avg	wp	hp	bk	sfa	sha
25 Carrie Eberle	1.58	22-3	27	24	19	8/2	0	159.1	141	52	36	41	129	21	4	4	.230	11	11	0	1	1
3 Keely Rochard	1.83	17-3	23	21	17	10/1	2	118.2	67	36	31	33	157	17	1	10	.161	3	16	0	3	4
7 Keara Napoli	15.75	0-0	4	0	0	0/2	0	2.2	7	7	6	4	1	2	0	0	.500	1	0	0	0	0
22 Mara Strum	15.75	0-0	1	0	0	0/0	0	1.1	4	9	3	7	1	2	0	0	.444	0	0	0	0	0
Totals	1.89	39-6	45	45	36	20/2	2	282.0	219	104	76	85	288	42	5	14	.208	15	27	0	4	5
Opponents	7.50	6-39	45	45	8	1/0	0	269.2	421	328	289	146	161	79	7	79	.346	27	23	0	13	8

PB - Team (4), M. Lawter 3, L. Duff 1, Opp (8). SBA/ATT - M. Lawter (19-23), C. Eberle (17-22), K. Rochard (6-7), L. Duff (4-5).

Player	c	po	a	e	fld%	dp	sba	csb	sba%	pb	ci
25 Carrie Eberle	53	5	48	0	1.000	3	17	5	.773	0	0
16 Meredith Slaw	18	17	1	0	1.000	0	0	0	---	0	0
3 Keely Rochard	13	5	8	0	1.000	0	6	1	.857	0	0
10 Olivia Lattin	5	0	5	0	1.000	0	0	0	---	0	0
11 Cana Davis	1	1	0	0	1.000	0	0	0	---	0	0
19 Kinsey Johnson	1	1	0	0	1.000	0	0	0	---	0	0
6 Lauren Duff	106	100	5	1	.991	0	4	1	.800	1	0
18 Mackenzie Lawter	210	195	13	2	.990	0	19	4	.826	3	0
2 Jayme Bailey	243	233	7	3	.988	11	0	0	---	0	0
29 Maddi Banks	121	59	60	2	.983	7	0	0	---	0	0
4 Darby Trull	52	49	2	1	.981	0	0	0	---	0	0
14 Emma Strouth	51	49	0	2	.961	0	0	0	---	0	0
8 Kelsey Bennett	98	19	74	5	.949	4	0	0	---	0	0
13 Caitlyn Nolan	152	66	78	8	.947	6	0	0	---	0	0
9 Al Velazquez	17	15	1	1	.941	0	0	0	---	0	0
20 Sierra Walton	32	29	0	3	.906	1	0	0	---	0	0
21 Stacy Kalt	4	3	0	1	.750	0	0	0	---	0	0
22 Mara Strum	0	0	0	0	.000	0	0	0	---	0	0
28 Grace Chavez	0	0	0	0	.000	0	0	0	---	0	0
31 Kayleigh Addington	0	0	0	0	.000	0	0	0	---	0	0
7 Keara Napoli	0	0	0	0	.000	0	0	0	---	0	0
12 Hannah Jones	0	0	0	0	.000	0	0	0	---	0	0
5 Dani Hugney	0	0	0	0	.000	0	0	0	---	0	0
0 Jada Crittendon	0	0	0	0	.000	0	0	0	---	0	0
Totals	1177	846	302	29	.975	13	23	6	.793	4	0
Opponents	1113	809	262	42	.962	13	58	8	.879	8	0



CONFERENCE STATS



2019 VT Softball Conference statistics for Virginia Tech (as of Apr 13, 2019) (Conference games only Sorted by Batting avg)



Record: 16-2 Home: 7-2 Away: 9-0 Conference: 16-2

Player	avg	gp-gs	ab	r	h	2b	3b	hr	rbi	tb	slg%	bb	hp	so	gdp	ob%	sf	sh	sb-att	po	a	e	fld%
8 Kelsey Bennett	.429	18-18	49	12	21	4	2	5	20	44	.898	9	0	7	0	.500	2	0	0-0	9	38	1	.979
2 Jayme Bailey	.392	18-18	51	19	20	7	1	4	9	41	.804	9	1	4	1	.484	1	1	0-2	111	3	1	.991
14 Emma Strouth	.368	18-18	57	14	21	1	0	5	20	37	.649	6	1	6	0	.438	0	0	1-1	15	0	0	1.000
4 Darby Trull	.357	18-18	56	13	20	3	1	2	13	31	.554	6	0	10	0	.413	1	0	2-2	16	1	0	1.000
28 Grace Chavez	.348	11-7	23	3	8	1	0	1	7	12	.522	5	0	7	1	.464	0	0	0-0	0	0	0	.000
18 Mackenzie Lawter	.317	17-17	41	8	13	2	0	4	15	27	.659	2	1	3	0	.348	2	0	1-1	104	8	0	1.000
9 Al Velazquez	.305	18-18	59	19	18	4	0	3	10	31	.525	9	1	9	0	.406	0	0	3-3	5	0	1	.833
16 Meredith Slaw	.250	8-4	16	2	4	2	0	1	4	9	.563	0	0	3	0	.250	0	0	0-0	17	1	0	1.000
13 Caitlyn Nolan	.240	18-18	50	10	12	3	0	5	16	30	.600	7	2	8	0	.344	2	0	2-2	27	34	1	.984
29 Maddi Banks	.206	15-15	34	8	7	1	0	1	3	11	.324	1	0	16	0	.229	0	3	3-3	25	27	0	1.000
20 Sierra Walton	.200	5-3	10	1	2	1	0	0	0	3	.300	1	0	4	0	.273	0	0	0-0	0	0	0	.000
6 Lauren Duff	.188	7-6	16	0	3	0	0	0	1	3	.188	2	0	3	0	.278	0	0	0-0	18	1	0	1.000

21 Stacy Kalt	1.000	10-0	1	5	1	0	0	1	1	4	4.000	0	0	0	0	1.000	0	0	4-5	0	0	0	.000
25 Carrie Eberle	.167	12-10	6	0	1	0	0	0	0	1	.167	0	0	2	0	.167	0	0	0-0	3	22	0	1.000
11 Cana Davis	.111	8-2	9	2	1	0	0	0	0	1	.111	0	0	5	0	.111	0	0	0-0	0	0	0	.000
31 Kayleigh Addington	.000	1-0	1	0	0	0	0	0	0	0	.000	0	0	0	0	.000	0	0	0-0	0	0	0	.000
0 Jada Crittendon	.000	3-0	0	0	0	0	0	0	0	0	.000	0	0	0	0	.000	0	0	0-0	0	0	0	.000
3 Keely Rochard	.000	8-8	0	0	0	0	0	0	0	0	.000	0	0	0	0	.000	0	0	0-0	1	6	0	1.000
19 Kinsey Johnson	.000	16-0	0	10	0	0	0	0	0	0	.000	0	0	0	0	.000	0	0	1-1	0	0	0	.000
Totals	.317	18	479	126	152	29	4	32	119	285	.595	57	6	87	2	.391	8	4	17-20	351	141	4	.992
Opponents	.216	18	430	35	93	20	2	11	34	150	.349	31	13	122	4	.288	1	3	11-15	333	99	15	.966

LOB - Team (95), Opp (92). DPs turned - Team (6), Opp (5). IBB - Team (0), Opp (1).

(Conference games only Sorted by Earned run avg)

Player	era	w-l	app	gs	cg	sho	sv	ip	h	r	er	bb	so	2b	3b	hr	b/avg	wp	hp	bk	sfa	sha
25 Carrie Eberle	1.49	10-1	12	10	10	4/0	0	75.0	61	18	16	18	61	11	2	3	.220	4	7	0	0	0
3 Keely Rochard	2.83	6-1	8	8	6	3/0	0	42.0	32	17	17	13	61	9	0	8	.209	1	6	0	1	3
Totals	1.97	16-2	18	18	16	7/0	0	117.0	93	35	33	31	122	20	2	11	.216	5	13	0	1	3
Opponents	6.87	2-16	18	18	6	0/0	0	111.0	152	126	109	57	87	29	4	32	.317	15	6	0	8	4

Player	c	po	a	e	fld%	dp	sba	csb	sba%	pb	ci
18 Mackenzie Lawter	112	104	8	0	1.000	0	10	3	.769	2	0
29 Maddi Banks	52	25	27	0	1.000	3	0	0	---	0	0
25 Carrie Eberle	25	3	22	0	1.000	2	8	3	.727	0	0
6 Lauren Duff	19	18	1	0	1.000	0	1	1	.500	0	0
16 Meredith Slaw	18	17	1	0	1.000	0	0	0	---	0	0
4 Darby Trull	17	16	1	0	1.000	0	0	0	---	0	0
14 Emma Strouth	15	15	0	0	1.000	0	0	0	---	0	0
3 Keely Rochard	7	1	6	0	1.000	0	3	1	.750	0	0
2 Jayme Bailey	115	111	3	1	.991	6	0	0	---	0	0
13 Caitlyn Nolan	62	27	34	1	.984	3	0	0	---	0	0
8 Kelsey Bennett	48	9	38	1	.979	2	0	0	---	0	0
9 Al Velazquez	6	5	0	1	.833	0	0	0	---	0	0
19 Kinsey Johnson	0	0	0	0	.000	0	0	0	---	0	0
31 Kayleigh Addington	0	0	0	0	.000	0	0	0	---	0	0
20 Sierra Walton	0	0	0	0	.000	0	0	0	---	0	0
28 Grace Chavez	0	0	0	0	.000	0	0	0	---	0	0
21 Stacy Kalt	0	0	0	0	.000	0	0	0	---	0	0
11 Cana Davis	0	0	0	0	.000	0	0	0	---	0	0
0 Jada Crittendon	0	0	0	0	.000	0	0	0	---	0	0
Totals	496	351	141	4	.992	6	11	4	.733	2	0
Opponents	447	333	99	15	.966	5	17	3	.850	3	0





00
Jada CRITTENDON
OF | 5-1 | r-Fr.
Norfolk, Va.
Jay-duh



2
Jayme BAILEY
U | 5-5 | Fr.
Scott Depot, W.Va.
JAY-me



3
Keely ROCHARD
P | 5-8 | So.
Williamsburg, Va.
KEY-lee row-SHARD



4
Darby TRULL
OF | 5-3 | So.
Fort Mill, S.C.



5
Dani HUGNEY
IF | 5-4 | Jr.
Fairfax Station, Va.
HUGH-gknee



6
Lauren DUFF
C | 5-8 | Sr.
Chesapeake, Va.



7
Keara NAPOLI
P | 5-6 | So.
Alpharetta, Ga.
KEER-uh



8
Kelsey BENNETT
U | 5-5 | Fr.
Jefferson, Ga.



9
AI VELAZQUEZ
OF | 5-5 | So.
Aurora, Colo.
Vuh-LAZ-kez



10
Olivia LATTIN
2B | 5-6 | Sr.
Kingston, N.Y.



11
Cana DAVIS
OF | 5-9 | So.
Harrisonburg, Va.
KAY-nuh



13
Caitlyn NOLAN
SS | 5-7 | Sr.
Bennettsville, S.C.



14
Emma STROUTH
OF | 5-7 | Sr.
Julian, N.C.
StrOWth



16
Meredith SLAW
1B | 5-11 | Fr.
Warsaw, Va.



18
Mackenzie LAWTER
C | 5-5 | So.
South Boston, Va.



19
Kinsey JOHNSON
OF | 5-9 | Sr.
Highland, Md.



20
Sierra WALTON
C | 5-7 | Sr.
Des Moines, Iowa
See-AIR-uh



21
Stacy KALT
U | 5-6 | Fr.
Fallon, Nev.



22
Mara STRUM
P | 6-1 | Fr.
Vinton, Va.
Mare-uh



25
Carrie EBERLE
P | 6-0 | Jr.
Charlotte, N.C.
Eb-er-lee



28
Grace CHAVEZ
C/1B | 5-9 | Fr.
Las Vegas, Nev.
SHAW-vez



29
Maddi BANKS
IF | 5-6 | Fr.
Bettendorf, Iowa



31
Kayleigh ADDINGTON
U | 5-7 | So.
Lexington, Va.



Pete D'AMOUR
Head Coach
1st Season
Duh-More



Kirin KUMAR
Assistant Coach
1st Season
Kier-in



Doug GILLIS
Assistant Coach
1st Season



Matt GUEMMER
Volunteer Assistant Coach
1st Season
Gim-mer



Sami FAGAN
Coordinator, Player Development
1st Season



Whitney DAVIS SHOWALTER
Director of Operations
5th Season

