



# HOKIES®

2019 Virginia Tech Softball Game Notes

## #ThisIsHome

April 10 | Game 39  
Tech Softball Park | Blacksburg, Va.

### INFORMATION

No. 22/20 Virginia Tech  
Hokies



Record.....33-5, 13-2 ACC  
All-Time Series..... Tech leads 11-9  
Head Coach..... Pete D'Amour  
Record at School (Years)..... 33-5 (1st)

No. 20/17 JMU



Dukes

Record.....27-6, 8-1 CAA  
Series Under LaPorte.....First meeting  
Head Coach..... Loren LaPorte  
Record at School (Years)..... 70-20 (2nd)

### NUMBERS TO KNOW

1

• The 2019 Tech team is tied for first in school history with the 2015 team for the most home runs in a single season, boasting 65 already.

3

• Tech has three ACC road series sweeps, which is a new school record. The previous best was two set by the 2007 and 2008 teams.

6

• The Hokies' highest-ranked win at Tech Softball Park was when JMU was No. 6 in the nation, beating them 2-1 on April 6, 2016.

### PROJECTED LINEUP

#	Name	BA	H	R	RBI	HR
9	Al Velazquez (RF)	.352	43	36	22	3
4	Darby Trull (CF)	.443	47	32	29	4
2	Jayme Bailey (2B)	.404	36	29	15	6
14	Emma Strouth (LF)	.415	51	37	46	8
8	Kelsey Bennett (3B)	.392	40	25	31	11
13	Caitlyn Nolan (SS)	.295	33	28	41	13
28	Grace Chavez (DP)	.439	18	9	17	5
18	Mackenzie Lawter (C)	.292	19	16	19	6
29	Maddi Banks (2B)	.282	22	18	6	2
		<b>ERA</b>	<b>IP</b>	<b>K</b>	<b>BB</b>	<b>WL</b>
25	Carrie Eberle (P)	1.71	135.1	106	36	19-2

### BASE TO BASE

- Two of the hottest teams in the country will go at it on Wednesday at Tech Softball Park, as No. 22/20 Virginia Tech plays host to No. 20/17 JMU in a midweek doubleheader.
- Tech, winning 16 of its last 17, takes on the Dukes, who have won 19 of their last 20.
- It marks the first time in the all-time series (20 games) that both teams are ranked.
- The last time Tech played a game when it and its opponent was ranked was March 22, 2015, vs. No. 10 Florida State. Tech was No. 25.
- Earlier this season, Tech faced then-No. 8/8 Georgia (30-11, 5-7 SEC) and split its two games with the Bulldogs, making the Hokies 1-1 against ranked teams this year.

### WHO TO WATCH



• Outfielder Darby Trull is currently on 14-game reached base streak, dating back to March 16 at NC State.

• During that span, she is batting .432 with 19 hits, 10 RBIs, four doubles, two triples, a HR and seven walks.

• Pitcher Carrie Eberle was feeling it in the circle this past weekend, striking out 15 batters while only surrendering one unearned one.

• The junior faced 57 batters in her two wins and allowed just eight hits to the Blue Devils.



### LAST TIME OUT

- A three-hitter from pitcher Carrie Eberle and clutch hits by shortstop Caitlyn Nolan and catcher Mackenzie Lawter pushed Tech to a 2-1 win over Duke on Sunday, marking a series sweep.
- Nolan's solo shot was her 13th of the season, extending her team-leading HR total.
- Though Tech's offense never got going (7.5 runs per game), it found a way to win and improved to 4-0 in one-run contests this year.

## 2019 Schedule

### FEBRUARY

8	vs. (RV/RV) WICHITA STATE <sup>1</sup>	CHARLESTON, S.C.	W, 11-3 [5]
8	vs. CENTRAL MICHIGAN <sup>1</sup>	CHARLESTON, S.C.	W, 6-0
9	vs. PURDUE <sup>1</sup>	CHARLESTON, S.C.	W, 7-4
9	AT COLLEGE OF CHARLESTON <sup>1</sup>	CHARLESTON, S.C.	W, 13-0 [5]
10	vs. PURDUE <sup>1</sup>	CHARLESTON, S.C.	W, 5-0
16	vs. DETROIT MERCY <sup>2</sup>	CHARLESTON, S.C.	W, 13-0 [5]
16	AT CHARLESTON SOUTHERN <sup>2</sup>	CHARLESTON, S.C.	W, 4-0
17	vs. ETSU <sup>2</sup>	CHARLESTON, S.C.	W, 8-3
17	AT CHARLESTON SOUTHERN <sup>2</sup>	CHARLESTON, S.C.	W, 10-0
22	vs. --/(RV) TEXAS STATE <sup>3</sup>	TAMPA, FLA.	L, 17-5 [5]
22	AT USF <sup>3</sup>	TAMPA, FLA.	L, 7-2
23	vs. GEORGIA STATE <sup>3</sup>	TAMPA, FLA.	W, 6-0
23	vs. --/(RV) TEXAS STATE <sup>3</sup>	TAMPA, FLA.	W, 10-0 [5]
24	vs. GEORGIA STATE <sup>3</sup>	TAMPA, FLA.	W, 5-1
27	AT RADFORD	RADFORD, VA.	W, 10-0 [5]

### MARCH

1	AT No. 8/8 GEORGIA <sup>4</sup>	ATHENS, GA.	W, 7-6 [8]
2	vs. UAB <sup>4</sup>	ATHENS, GA.	W, 8-6
2	AT No. 8/8 GEORGIA <sup>4</sup>	ATHENS, GA.	L, 8-0 [5]
3	vs. UAB <sup>4</sup>	ATHENS, GA.	W, 4-1
9	GEORGIA TECH* (DH)	BLACKSBURG, VA.	W, 5-1
10	GEORGIA TECH* (DH)	BLACKSBURG, VA.	L, 10-7   W, 5-4
15	AT NC STATE*	RALEIGH, N.C.	W, 4-2
16	AT NC STATE*	RALEIGH, N.C.	W, 12-1
17	AT NC STATE*	RALEIGH, N.C.	W, 1-0
19	BINGHAMTON (DH)	BLACKSBURG, VA.	W, 12-0 [5]   W, 9-1 [5]
20	LIPSCOMB	BLACKSBURG, VA.	W, 9-7
22	AT PITT*	PITTSBURGH, PA.	W, 18-0 [5]
23	AT PITT*	PITTSBURGH, PA.	W, 9-1
24	AT PITT*	PITTSBURGH, PA.	W, 10-2
27	RADFORD	BLACKSBURG, VA.	W, 8-0 [5]
29	LOUISVILLE*	BLACKSBURG, VA.	L, 7-5
30	LOUISVILLE*	BLACKSBURG, VA.	W, 10-1 [5]
31	LOUISVILLE*	BLACKSBURG, VA.	W, 13-5 [6]

### APRIL

6	AT DUKE* (DH)	DURHAM, N.C.	W, 3-0   W, 6-0
7	AT DUKE*	DURHAM, N.C.	W, 2-1
10	No. 20/17 JMU (DH)	BLACKSBURG, VA.	4 & 6 P.M.
12	VIRGINIA*	BLACKSBURG, VA.	6 P.M.
13	VIRGINIA*	BLACKSBURG, VA.	2 P.M.
14	VIRGINIA*	BLACKSBURG, VA.	1 P.M.
17	AT CHARLOTTE (DH)	CHARLOTTE, N.C.	4 & 6 P.M.
19	NORTH CAROLINA* (DH)	BLACKSBURG, VA.	4 & 6 P.M.
20	NORTH CAROLINA*	BLACKSBURG, VA.	1 P.M.
26	AT BOSTON COLLEGE*	CHESTNUT HILL, MASS.	6 P.M.
27	AT BOSTON COLLEGE*	CHESTNUT HILL, MASS.	1 P.M.
28	AT BOSTON COLLEGE*	CHESTNUT HILL, MASS.	NOON
30	LONGWOOD (DH)	BLACKSBURG, VA.	4 & 6 P.M.

### MAY

4	WESTERN CAROLINA (DH)	BLACKSBURG, VA.	NOON & 2 P.M.
8-11	ACC CHAMPIONSHIP	TALLAHASSEE, FLA.	TBA

CAPS = HOME | AT = ROAD | VS. = NEUTRAL SITE | \* = ACC CONFERENCE GAME | DH = DOUBLEHEADER

1 COUGAR CLASSIC | 2 WINGATE BY WYNDHAM INVITE | 3 USF-RAWLINGS INVITATIONAL | 4 BULLDOG CLASSIC

RANKINGS = USA TODAY/NFCA COACHES' POLL / ESPN.COM/USA SOFTBALL TOP 25

### VIRGINIA TECH CONTACT

Lance Dozier  
Assistant Director, Strategic Communications  
Phone: (507) 993-1898  
Email: lance17@vt.edu

## SOCIAL



@HokiesSoftball



@HokiesSoftball



/HokieSoftball



@HokieSports



**NFCA Week 9 Top 25 Poll**

April 9 | *Opponents in italics*

Team (1st place)	Record	Points	Last
1 UCLA (32)	35-1	800	1
2 Oklahoma	35-2	766	2
3 Florida State	37-4	727	3
4 Washington	32-6	705	6
5 Alabama	38-4	639	4
6 Florida	32-9	610	8
7 LSU	33-8	590	7
8 Arizona	32-7	582	9
9 Tennessee	29-8	579	5
10 Louisiana	33-4	520	10
11 Texas	34-9	474	11
12 Auburn	32-8	416	13
13 <i>Georgia</i>	<i>30-11</i>	<i>393</i>	<i>12</i>
14 Oklahoma State	29-11	329	16
15 Texas Tech	30-8	326	15
16 South Carolina	28-11	321	17
17 Ole Miss	27-10	309	18
18 Arkansas	26-14	263	14
19 Minnesota	27-10	236	19
20 <i>JMU</i>	<i>27-6</i>	<i>224</i>	<i>20</i>
21 Michigan	27-10	136	23
<b>22 Virginia Tech</b>	<b>33-5</b>	<b>114</b>	<b>24</b>
23 Kentucky	24-15	89	22
24 Arizona State	25-14	74	21
25 Wisconsin	30-5	70	25

**Receiving Votes:** Northwestern (49), Colorado State (33), Boise State (7), Ohio State (4), Stanford (4), Illinois (3), Missouri (3), Liberty (1), Tulsa (1)

**USA Softball Week 9 Top 25 Poll**

April 9 | *Opponents in italics*

Team (1st place)	Record	Points	Last
1 UCLA (20)	35-1	500	1
2 Oklahoma	35-2	479	2
3 Florida State	37-4	446	3
4 Washington	32-6	430	6
5 LSU	33-8	409	5
6 Arizona	32-7	400	8
7 Alabama	38-4	375	4
8 Tennessee	29-8	337	7
9 Florida	32-9	336	9
10 Louisiana	33-4	328	10
11 Texas	34-9	306	11
12 Auburn	32-8	275	14
13 Minnesota	27-10	258	12
14 Oklahoma State	29-11	221	13
15 Ole Miss	27-10	200	17
16 Texas Tech	30-8	189	15
17 <i>JMU</i>	<i>27-6</i>	<i>173</i>	<i>18</i>
18 Michigan	27-10	170	T20
19 <i>Georgia</i>	<i>30-11</i>	<i>154</i>	<i>16</i>
<b>20 Virginia Tech</b>	<b>33-5</b>	<b>109</b>	<b>T20</b>
21 Northwestern	29-7	77	25
22 South Carolina	28-11	61	RV
23 Arizona State	25-14	58	19
24 Kentucky	24-15	51	23
25 Stanford	27-6	47	24

**Receiving Votes:** Arkansas (35), Wisconsin (28), Tulsa (16), Missouri (10), UCF (5), Ohio State (4), *USF* (4), Illinois (3), Boise State (2), *Louisville* (2), Mississippi State (2), UT-Arlington (1)

**QUICK FACTS**

University Name	.....Virginia Tech
Location	.....Blacksburg, Va.
Founded	.....1872
Enrollment	.....34,440
President	.....Dr. Timothy Sands
Director of Athletics	.....Whit Babcock
Nickname	.....Hokies
Mascot	.....Hokie Bird
Colors	.....Chicago Maroon and Burnt Orange
Affiliation	.....NCAA Division I
Conference	.....Atlantic Coast

**2018 INFORMATION, 2019 PREVIEW**

Overall Record	.....23-30
ACC Record	.....7-14 (10th)
Starters Returning	.....6
Letterwinners Returning/Lost	.....13/10
Newcomers	.....9
Home Field	.....Tech Softball Park
Capacity	.....1,024

**No. Name Pos. Ht. Yr. Hometown/High School/Last School**

00 Jada Crittendon	OF	5-1	R-Fr.	Norfolk, Va. / Granby
2 Jayme Bailey	U	5-5	Fr.	Scott Depot, W.Va. / Hurricane
3 Keely Rochard	P	5-8	So.	Williamsburg, Va. / Warhill
4 Darby Trull	OF	5-3	So.	Fort Mill, S.C. / Nation Ford
5 Dani Hugney	IF	5-4	Jr.	Fairfax Station, Va. / Robinson Secondary School
6 Lauren Duff	C	5-8	Sr.	Chesapeake, Va. / Hickory
7 Keara Napoli	P	5-6	So.	Alpharetta, Ga. / Cambridge / Georgia
8 Kelsey Bennett	IF	5-5	Fr.	Jefferson, Ga. / Buford
9 Al Velazquez	OF	5-5	So.	Aurora, Colo. / Chanhassen / Minnesota
10 Olivia Lattin	IF	5-6	Sr.	Kingston, N.Y. / Kingston
11 Cana Davis	OF	5-9	So.	Harrisonburg, Va. / Turner Ashby
13 Caitlyn Nolan	IF	5-7	Sr.	Bennettsville, S.C. / Marlboro County
14 Emma Strouth	OF	5-7	Sr.	Julian, N.C. / Southeast Guilford
16 Meredith Slaw	IF	5-11	Fr.	Warsaw, Va. / Rappahannock
18 Mackenzie Lawter	C	5-5	So.	South Boston, Va. / Halifax County
19 Kinsey Johnson	OF	5-9	Sr.	Highland, Md. / River Hill
20 Sierra Walton	C/IF	5-7	Sr.	Des Moines, Iowa / Dowling Catholic/Indian Hills CC
21 Stacy Kalt	U	5-6	Fr.	Fallon, Nev. / Churchill
22 Mara Strum	P	6-1	Fr.	Vinton, Va. / William Byrd
25 Carrie Eberle	P	6-0	Jr.	Charlotte, N.C. / Charlotte Catholic
28 Grace Chavez	C	5-9	Fr.	Las Vegas, Nev. / West Career and Technical Academy
29 Maddi Banks	U	5-6	Fr.	Bettendorf, Iowa / Bettendorf
31 Kayleigh Addington	C	5-7	So.	Lexington, Va. / Rockbridge

**Softball Staff:**

- Head Coach:** Pete D'Amour (First season)
- Assistant Coach:** Kirin Kumar (First season)
- Assistant Coach:** Doug Gillis (First season)
- Volunteer Assistant Coach:** Matt Guemmer (First season)
- Coordinator of Player Development:** Sami Fagan (First season)
- Director of Operations:** Whitney Davis Showalter (Fifth season)
- Recruiting Assistant:** Lexi Denny (Second season)

**Pronunciations:**

- Jada Crittendon: Jay-duh
- Jayme Bailey: JAY-me
- Keely Rochard: KEY-lee row-SHARD
- Dani Hugney: HUGH-gknee
- Keara Napoli: KEER-uh
- Cana Davis: KAY-nuh
- Emma Strouth: StrOWth
- Sierra Walton: See-AIR-uh
- Mara Strum: Mare-uh
- Carrie Eberle: Eb-er-lee
- Grace Chavez: SHAW-vez
- Al Velazquez: Vuh-LAZ-kez
- Pete D'Amour: Duh-More
- Kirin Kumar: Kier-in
- Matt Guemmer: Gim-mer





**ACC Standings**

**Atlantic**

Team	Overall	ACC	Pct.
1. No. 3/3 Florida State	37-5	9-3	.881
2. Notre Dame	24-13	7-5	.649
3. Louisville	25-13	6-6	.658
Syracuse	16-20	6-6	.444
5. NC State	21-18	3-9	.538
Boston College	11-23	3-9	.324

**Coastal**

1. <b>No. 22/20 Virginia Tech</b>	<b>33-5</b>	<b>13-2</b>	<b>.868</b>
2. North Carolina	23-13	11-4	.639
3. Duke	20-22	8-7	.476
4. Georgia Tech	23-19	5-7	.548
5. Virginia	16-22	5-10	.421
6. Pitt	7-32	2-10	.167

**Preseason ACC Coaches' Poll**

- Florida State (121 points, 11 first-place votes)
- Notre Dame (102 points)
- North Carolina (95 points)
- Pitt (88 points)
- Louisville (75 points)
- Duke (69 points)
- Georgia Tech (55 points)
- Syracuse (51 points)
- Boston College (47 points)
- Virginia Tech (41 points, 1 first-place vote)**
- NC State (29 points)
- Virginia (19 points)

**ACC Preseason All-Conference**

- Raine Wilson, JR, IF, Duke  
 Carsyn Gordon, SR, IF, Florida State  
 Sydney Sherrill, SO, IF, Florida State  
 Sidney Melton, SR, IF, Louisville  
 Olivia Gray, SR, IF, Pitt  
 Zoe Casas, SR, OF, Florida State  
 Kiani Ramsey, SR, OF, North Carolina  
 Bryce Holmgren, SR, OF, Syracuse  
 Abby Sweet, SO, OF, Notre Dame  
 Meghan King, SR, P, Florida State  
 Brittany Pickett, JR, P, North Carolina  
 Alexa Romero, JR, P, Syracuse

**Carrie Eberle, JR, P, Virginia Tech**

- Anna Shelnutz, JR, C, Florida State  
 Megan Hensley, SR, DP, Louisville

**GREENSBORO, N.C.** – Reigning national champion Florida State led all ACC teams with five selections to the inaugural Preseason All-ACC Softball Team and was chosen as the favorite in a vote of the league's 12 head coaches.

The Seminoles have won five straight ACC Softball Championships, and received all 11 possible first-place votes, as coaches were not allowed to vote for their own teams.

Louisville, North Carolina and Syracuse have two representatives each on the preseason team, with Duke, Notre Dame, Pitt and Virginia Tech earning one selection each.

The preseason squad includes nine members named 2018 First Team All-ACC, and five named Second Team All-ACC last year.

**GOOD THINGS COME TO AN END**

- Outfielder Al Velazquez put quite a streak together, 23 games in a row reaching base, but it was snapped this past Sunday at Duke.
- The streak, which dated all the way back to Feb. 27 against Radford, was the longest by a Hokie this year and set a career high for the sophomore.
- Her hitting streak during that time span got up to 10 games. The 10 games is the second-longest streak by a Hokie this spring (Grace Chavez, 11).

**THERE IT IS**

- Catcher Mackenzie Lawter came into this past weekend with 25 starts behind the dish and had yet to throw out a runner trying to steal.
- With being 0 for 18 on catching runners, granted, different situations made it first and third so there would be no throw, so it's somewhat misleading of her arm talent, Lawter got her first runner at second on Saturday at Duke - and then did it again on Sunday.

**SAY IT AIN'T SO**

- The school record at Tech for consecutive games played without an error was six, which was set Feb. 28-March 8, 2007.
- After this past weekend at Duke, the record fell with the Hokies playing nine straight errorless games before making one on Sunday. Tech went 8-1 during that stretch.

**TECH IN THE POLLS**

- Tech finds itself No. 22 in the USA Today/NFCA Top 25 after moving up two spots from last week, while staying in the same spot at No. 20 in the ESPN.com/USA Softball Top 25.
- The Hokies moved up one spot to No. 18 in Softball America, dropped one to No. 22 in Fastpitch News and remained at No. 21 College Sports Madness. (More on page 4)
- No. 19 is the highest Tech has been this year in USA Softball's poll, which was two weeks ago. The last time Tech was as high as No. 19 in the poll was on March 20, 2013.

**FRESHMEN PHENOMS**

- Not too many freshmen across the nation can hit over .300 their first season at the college level, let alone .400. But first baseman Jayme Bailey is one of the few who is hitting north of .400.
- Bailey is one of only 15 freshmen in Division I with a batting clip of .400 or better, including one of just four rookies in the Power Five.

Name	Pos.	Games	At-bats	Hits	BA
Kelli Godin (UCLA)	OF	33	74	37	.500
Grace Green (Oklahoma)	IF	37	95	40	.421
Jazmyn Rollin (Missouri)	IF	34	83	34	.410
<b>Jayme Bailey (VT)</b>	<b>U</b>	<b>32</b>	<b>80</b>	<b>32</b>	<b>.404</b>

**CLOSE ONES**

- Coach Pete D'Amour has a knack for winning close games and has put that on display since his arrival to Blacksburg.
- D'Amour owns a 25-14 record in one-run games and is 4-0 this year, including a 2-1 victory in Tech's most recent game (Duke on Sunday, 2-1).

**HOKIES ROLL IN DURHAM**

- Tech started the Duke series with authority, blanking the Blue Devils in both games of a doubleheader last Saturday behind consecutive shutouts by pitchers Carrie Eberle and Keely Rochard.
- The two goose eggs rack up the Hokies' total for shutouts to 15, tied for the fourth most in the land with No. 6/9 Florida and the top mark in the ACC.
- Tech was close to getting a blank sheet on Sunday, but an unearned error allowed a Blue Devil to score. The Hokies outscored Duke 11-1 on the weekend.

**ONE-TWO PUNCH**

- Pitchers Carrie Eberle (19-2) and Keely Rochard (14-3) have put some work in the circle, as the two are the only pitchers to have 14 or more wins on the same team in the nation.
- The next closest are No. 5/7 Alabama, No. 15/16 Texas Tech and No. 4/4 Washington with having two pitchers who own 12-plus wins each.

**WHEN THE BIG DOGS SHOW UP**

- Tech has had its fair share of ranked opponents come through Tech Softball Park, with 49 games taking place.
- The Hokies are 17-32 (.347) in those games and are 4-6 (.400) when Tech is ranked, too.
- The last time Tech was ranked and beat a ranked team at home was on April 26, 2008, when it took down No. 14 North Carolina 5-2 in 10 innings when the Hokies were ranked No. 18.
- Tech's last five wins at home versus ranked opponents are below in chronological order.

Date	Opp.	Score	Tech Ranked
April 6, 2016	No. 6 JMU	W, 2-1	NR
March 15, 2014	No. 22 Notre Dame	W, 5-4	NR
March 15, 2014	No. 22 Notre Dame	W, 3-2	NR
April 6, 2012	No. 21 Florida State	W, 11-5 [6]	NR
April 9, 2011	No. 25 Georgia Tech	W, 4-2	NR

**ON THE OFFENSIVE**

- Outfielder Darby Trull has the best batting average in the ACC and ranks 21st nationally with a .443 clip.
- She is joined by outfielder Emma Strouth (.415, 5th) and first baseman Jayme Bailey (.404, 6th) in the top 10 of the league.
- Strouth leads the ACC in RBIs on the year, racking up 46, which ranks 12th in the land. Shortstop Caitlyn Nolan isn't far behind, owning the fourth most in the league and 28th nationally with 41.

**LAST TIME AGAINST JMU**

- Last year, the Hokies and Dukes were supposed to play a doubleheader in midweek action, but was postponed due to weather and later canceled.
- So, the two haven't met up on the diamond since 2017, when JMU, ranked No. 11 at the time, won both games by a score of 2-0 and 7-6. The Dukes have won five of the last six games.

**A WIN WOULD**

- A win for the Hokies would mark their second, and possibly third if they sweep, ranked win of the season after taking down then-No. 8/8 Georgia.
- Be Tech's first ranked win at Tech Softball Park since, ironically, a win over JMU in 2016.
- Be D'Amour's first ranked win at TSP.
- And last but not least, help Tech's chances of hosting a regional with improving their RPI.





**MISCELLANEOUS**

Multiple Hit Games	2	3	4	5+	Total
14 Emma Strouth	10	5	-	-	15
4 Darby Trull	8	4	2	-	14
9 Al Velazquez	11	1	-	-	12
2 Jayme Bailey	10	1	-	-	11
8 Kelsey Bennett	8	2	-	-	10
13 Caitlyn Nolan	8	2	-	-	10
29 Maddi Banks	4	1	-	-	5
18 Mackenzie Lawter	1	2	-	-	3
6 Lauren Duff	3	-	-	-	3
28 Grace Chavez	3	-	-	-	3
10 Olivia Lattin	1	1	-	-	2
16 Meredith Slaw	1	-	-	-	1
20 Sierra Walton	1	-	-	-	1
TEAM	69	19	2	0	90

Hitting Streaks	Longest	Current
28 Grace Chavez	11	-
9 Al Velazquez	10	-
14 Emma Strouth	10	-
4 Darby Trull	9	-
8 Kelsey Bennett	8	-
2 Jayme Bailey	7	2
13 Caitlyn Nolan	7	2
6 Lauren Duff	6	-
18 Mackenzie Lawter	5	2
11 Cana Davis	4	-
16 Meredith Slaw	4	-
20 Sierra Walton	3	-
10 Olivia Lattin	3	3
29 Maddi Banks	3	-
25 Carrie Eberle	2	-
12 Hannah Jones	1	-
21 Stacy Kalt	1	1
5 Dani Hugney	1	-
19 Kinsey Johnson	1	-
0 Jada Crittendon	1	-

Multiple RBI Games	2	3	4	5+	Total
14 Emma Strouth	10	1	4	-	15
13 Caitlyn Nolan	3	5	2	-	10
8 Kelsey Bennett	5	2	2	-	9
4 Darby Trull	4	4	-	-	8
9 Al Velazquez	2	2	1	-	5
28 Grace Chavez	3	1	-	-	4
2 Jayme Bailey	4	-	-	-	4
18 Mackenzie Lawter	2	-	1	1	4
16 Meredith Slaw	3	1	-	-	4
20 Sierra Walton	3	-	-	-	3
12 Hannah Jones	-	1	-	-	1
29 Maddi Banks	1	-	-	-	1
TEAM	40	17	10	1	68

Reached Base Streaks	Longest	Current
9 Al Velazquez	23	-
4 Darby Trull	14	14
2 Jayme Bailey	14	5
28 Grace Chavez	13	-
14 Emma Strouth	13	13
8 Kelsey Bennett	11	-
13 Caitlyn Nolan	10	2
6 Lauren Duff	9	-
18 Mackenzie Lawter	8	4
20 Sierra Walton	5	-
11 Cana Davis	5	-
29 Maddi Banks	5	-
16 Meredith Slaw	4	-
10 Olivia Lattin	3	3
19 Kinsey Johnson	2	-
21 Stacy Kalt	2	1
25 Carrie Eberle	2	-
12 Hannah Jones	2	-
0 Jada Crittendon	1	-
5 Dani Hugney	1	-



**HOKIES IN THE POLLS**

	NCAA	USA Softball	Softball America	Fastpitch News	College Sports Madness
P	-	RV	-	-	-
W1	-	RV	-	-	-
W2	RV	RV	25	21	-
W3	-	RV	-	-	-
W4	RV	RV	-	24	24
W5	RV	25	-	23	25
W6	RV	24	23	24	23
W7	24	19	20	18	22
W8	24	T20	19	21	21
W9	22	20	18	22	21
W10	-	-	-	-	-
W11	-	-	-	-	-
W12	-	-	-	-	-
W13	-	-	-	-	-
W14	-	-	-	-	-
W15	-	-	-	-	-
Final	-	-	-	-	-

**SHUFFLE AND FOLD**

- The Hokies dealt a pretty good hand to the Cards two weekends ago, winning the series over Louisville, 2-1, and outscoring the Cards 28-13 in Blacksburg.
- The two wins for Tech were run-rules, marking only the second time in school history the Hokies have run-ruled an ACC team in back-to-back games.
- The last time that happened was against Boston College on April 11, 2009, in a doubleheader. Tech won the first game 14-6 in six innings and the second game 9-1 in six innings.

**A LOOK AT THE RPI**

- The Hokies sit at No. 27 in the latest RPI ranking, their highest spot this season.
- They were No. 28 last week, meaning they've moved up one spot to take the second-best RPI in the ACC. No. 3/3 Florida State is at the top spot.
- The Dukes own the No. 14 spot, the best of Tech's opponents. Tech is 0-0 against teams in the top 25 and 4-3 versus teams 26-50 of the RPI.

**DIAPER DANDIES**

- A select few have started at third base in every game as freshmen in the Power Five.
- The few are three players, including Baylor's Kassidy Krupit, Oregon's Rachel Cid and Virginia Tech's Kelsey Bennett.

Name	Assists	Hits	RBI	HR	BA
Kelsey Bennett (VT)	67	40	31	11	.392
Kassidy Krupit (Baylor)	46	28	24	8	.252
Rachel Cid (Oregon)	31	25	22	7	.250

**OUT AHEAD**

- The Hokies typically get off to a fast start, outscoring their opponents 166-22 in the first three innings of the game.
- They have outscored their opponents 53-8 in the first inning, 52-7 in the second and 61-7 in the third.
- Tech is 32-2 when it scores first this year.

**THE BEST IN THE LAND**

- Tech is one of the best teams in the land at the plate, owning the third-best batting average.

School	Games	At-bats	Hits	BA
Oklahoma (Big 12)	37	961	365	.380
George Wash. (A-10)	41	1,142	413	.362
Virginia Tech (ACC)	38	1,040	365	.351
Florida St. (ACC)	42	1,089	382	.351
UCLA (Pac-12)	36	983	344	.350

**ACC AWARDS**

- Two times this season, the Hokies swept the weekly awards honored by the league office.
- After opening weekend, Caitlyn Nolan earned Player of the Week while Keely Rochard was tabbed Co-Pitcher of the Week on Feb. 12.
- The ACC selected two Hokies on March 12 - Kelsey Bennett (Player) and Carrie Eberle (Pitcher).
- On April 2, Bennett earned her second ACC Co-Player of the Week.

**THE MAGIC FIVE**

- Mackenzie Lawter put together quite the game at Pitt on March 23, hitting a grand slam and then getting an RBI single later.
- Her two timely hits got her five RBIs, marking the most by a Hokie this season and the most since Feb. 9, 2018, when Carrie Eberle did it versus Florida A&M.

**A 10-SPOT**

- The Hokies can score in bunches, as they have put that on display all year long. Their biggest bunch of the season came on March 19 versus Binghamton, with them scoring 10 runs in an inning.
- Three homers in the second did the trick, thanks to Grace Chavez and Mackenzie Lawter, who did it twice.
- Tech followed it up with a nine-run inning vs. Pitt later that weekend on March 22.

**LIKE I'M JORDAN, '96, '97**

- Opening weekend, the Hokies had two players hit back-to-back home runs in Emma Strouth and Caitlyn Nolan against Central Michigan on Feb. 9.
- Seven days later, two different players did the same thing, as Hannah Jones and Maddi Banks cranked out two in a row versus Detroit Mercy on Feb. 16.
- At Georgia on March 1, Meredith Slaw and Caitlyn Nolan had back-to-back HRs against UAB on Sunday.
- For the fourth time this season, consecutive homers happened at Pitt on March 23, when Emma Strouth hit a three-run blast in the fifth inning and then Kelsey Bennett followed suit with a solo shot to center field as well.
- Against Louisville on March 31, Tech did it for the fifth time this year, as Mackenzie Lawter hit a three-run shot and Al Velazquez went deep for a solo HR.

**IT'S BEEN A MINUTE**

- When the Hokies beat the eighth-ranked Georgia Bulldogs on March 1, it marked their first win over a top 10-opponent since 2016 vs. No. 6 JMU.
- It also marked Tech's first road win over a ranked opponent since May 19, 2013, when Tech beat No. 17 Kentucky in an NCAA Regional.
- Darby Trull hit the would be game-winning RBI in the top of the eighth to win it versus the Bulldogs, knocking in Maddi Banks.

**ROCHARD MAKES HISTORY**

- Sophomore Keely Rochard was on her A-game in the circle in February, facing 38 batters and not surrendering a hit and only allowing three walks to Detroit Mercy and Charleston Southern.
- Her two no-hitters made her the third player in school history to have consecutive no-nos, joining Clarisa Crowell (1999) and Ashlee Dobbe (2000).
- She also became the first player since 2000 to accomplish the feat and only the sixth Hokie to post two or more no-hitters, as well as the first no-hitter since Feb. 24, 2017, when Aysha Richardson did it against Seton Hall in five innings.

Name	No-nos	Ex. Inn.	7 IP	5/6 IP	vs. P5
Anglea Tincher (05-08)	14	2	9	3	5
Ashlee Dobbe (99-02)	8	0	5	2	2
Clarissa Crowell (99-02)	4	0	4	0	1
Kelly Heinz (13-15)	3	0	0	3	0
Katie Maynard (03-06)	2	1	1	0	0
Keely Rochard (18-19)	2	0	1	1	0



### STROUTH RISING IN TRIPLES

- Senior Emma Strouth, a speedster in the outfield, also gets it done out of the box as she is now No. 2 all-time in the record books, following her triple against Purdue on Feb. 10.
- She is three away from tying the Hokies' all-time leader in Bronwyn Blair, who set the record at 12 her senior year in 2001.

Name	Game	Triples
Bronwyn Blair	1998-01	12
<b>Emma Strouth</b>	<b>2016-19</b>	<b>9</b>
Ashton Ward	2010-11	8
Charisse Mariconda	2006-09	8
Carmen Farmer	2000-03	8
Michelle Meadows	1997-00	8
Melissa Sanderson	1996	8

### ON THE COVER OF LETHAL WEAPON

- Third baseman Kelsey Bennett hit back-to-back home runs against [RV] Texas State, accomplishing the feat in the third and fifth frames.
- The Georgia native became the first Hokie to do so since March 10, 2017, when Breanna Davenport did it versus No. 1 Florida State.
- Bennett also was the first freshman to hit two homers in the same game since April 30, 2016, when Lauren Duff did it against rival Virginia. It marked the ninth time a freshman has ever hit two out of the park in the same contest.
- To top Bennett, Mackenzie Lawter hit back-to-back in the same inning, knocking two out in the second frame versus Binghamton on March 19.

### BEST STARTS IN SCHOOL HISTORY

- With the Hokies starting the season 9-0 after winning two tournaments in Charleston, they tied the second-best start in school history.
- Below is the best starts in school history and how those teams ended up.

Year	Start	Overall Record	Postseason
2006	10-0	39-22 (12-8 ACC)	Regionals (Knoxville)
<b>2019</b>	<b>9-0</b>	<b>13-2 (0-0 ACC)</b>	
2015	9-0	34-23 (9-14 ACC)	Regionals (Knoxville)
2012	7-0	43-21 (12-8 ACC)	Regionals (Knoxville)

### DOUBLE DOWN

- Outfielder Emma Strouth was on a tear in March, getting a double in three straight games for the first time of her career (March 19-20).
- Ironically, it had been a while since she last had a two-bagger, getting it before her hot streak on Feb. 10 opening weekend versus Purdue.

### A WEEKEND FOR FIRSTS

- The long ball was a common theme for the Hokies in Charleston the second week of the season, seeing six players hit a home run. Of the six, five did it for the first time at the college level. The five consisted of three freshmen and two sophomores.
- For the first-timers, freshman Maddi Banks homered to center versus Detroit Mercy to start it off.
- Sophomore Mackenzie Lawter drilled one down the left-field line against ETSU for a solo HR.
- Fellow sophomore Darby Trull answered two innings later with a solo shot to right center.
- Against Charleston Southern, freshman Kelsey Bennett belted a solo one to left center.
- And in the top of the seventh versus Charleston Southern, freshman Meredith Slaw pinch-hit and sent a rocket to right center, a three-run shot.

### YOUTH MOVEMENT

- With three-year starter Olivia Lattin going down to injury opening weekend, second base came open and freshman Maddi Banks has filled that role.
- Fellow freshmen Kelsey Bennett and Jayme Bailey have enjoyed early playing time, as the two play in the infield at third and first base.
- The outfield has two underclassmen start as well, with sophomores Darby Trull (CF) and Al Velazquez (RF) holding it down, while Mackenzie Lawter is behind the dish.
- That means the five of the eight positions, excluding pitcher, are underclassmen. But the two seniors are key in LF Emma Strouth (.415, 46 RBIs) and SS Caitlyn Nolan (.295, 41 RBIs).

### MARGIN OF VICTORY

- In Tech's 13-0 victory over College of Charleston on Feb. 9, the 13-run differential tied the seventh-best scoring margin in a win in school history.
- The Hokies followed it up a week later, beating Detroit Mercy by the same score, 13-0, on Feb. 16.
- Versus Pitt on March 23 in the first game of a doubleheader, Tech won 18-0 in five innings, tying the second-biggest margin of victory in school history and set the biggest margin of victory in a conference game in program history.

Opponent	Date	Score	Location
Morgan State	March 20, 2014	22-2 (20)	Blacksburg, Va.
Pitt	March 23, 2019	18-0 (18)	Pittsburgh, Pa.
Florida A&M	Feb. 9, 2018	19-1 (18)	Gulf Shores, Ala.
Seton Hall	Feb. 21, 2015	18-0 (18)	Greenville, N.C.
St. Louis	Feb. 28, 1998	19-3 (16)	Atlanta, Ga.
Virginia	April 30, 2016	15-0 (15)	Blacksburg, Va.
Radford	March 30, 2002	15-0 (15)	Blacksburg, Va.
Detroit Mercy	Feb. 16, 2019	13-0 (13)	Charleston, S.C.
Col. of Charleston	Feb. 9, 2019	13-0 (13)	Charleston, S.C.
Seton Hall	Feb. 24, 2017	13-0 (13)	Greenville, N.C.
George Mason	March 7, 2004	15-2 (13)	Kissimme, Fla.
NC A&T	April 25, 1998	15-2 (13)	Blacksburg, Va.
St. Bonaventure	April 12, 1998	13-0 (13)	Blacksburg, Va.

### AGAINST THE POWER FIVE

- While at Kennesaw State, Coach D'Amour had a knack for winning against teams from a Power Five conference.
- D'Amour took down four Power Five schools, including two in extra innings.

Date	School	Site	Score
Feb. 25, 2018	Illinois	Kennesaw, Ga.	5-4 (8)
March 10, 2018	Michigan State	Kennesaw, Ga.	W, 9-8
March 11, 2018	Michigan State	Kennesaw, Ga.	W, 7-3
March 25, 2018	NC State	Raleigh, N.C.	W, 8-2
April 11, 2018	Georgia Tech	Kennesaw, Ga.	W, 1-0 (10)

## STARTERS SUMMARY

Player	GS	Position										Batting Order																
		p	c	1b	2b	3b	ss	lf	cf	rf	of	dh	1st	2nd	3rd	4th	5th	6th	7th	8th	9th							
14 Emma Strouth	38	.	.	.	.	.	.	38	.	.	.	.	.	.	.	.	.	.	.	.	.	.	.	.	.	.	.	
8 Kelsey Bennett	38	.	.	.	.	38	.	.	.	.	.	.	.	.	.	.	.	.	.	.	.	.	.	.	.	.	.	.
13 Caitlyn Nolan	38	.	.	.	.	.	38	.	.	.	.	.	.	.	.	.	.	.	.	.	.	.	.	.	.	.	.	.
9 Al Velazquez	37	.	.	.	.	.	.	.	.	.	.	.	36	.	1	.	.	.	.	.	.	.	.	.	.	.	.	.
4 Darby Trull	34	.	.	.	.	.	.	.	.	.	.	34	.	.	.	.	.	.	.	.	.	.	.	.	.	.	.	1
29 Maddi Banks	33	.	.	.	31	.	.	.	.	.	2	.	.	.	.	.	.	.	.	.	.	.	.	.	.	1	31	
2 Jayme Bailey	33	.	.	29	4	.	.	.	.	.	.	.	.	.	.	.	.	.	.	.	.	.	.	.	.	.	.	.
18 Mackenzie Law	28	.	28	.	.	.	.	.	.	.	.	.	.	.	.	.	.	.	.	.	.	.	.	.	.	.	20	6
25 Carrie Eberle	20	20	.	.	.	.	.	.	.	.	.	.	.	.	.	.	.	.	.	.	.	.	.	.	.	.	1	2
3 Keely Rochard	18	18	.	.	.	.	.	.	.	.	.	.	.	.	.	.	.	.	.	.	.	.	.	.	.	.	.	.
6 Lauren Duff	16	.	10	.	.	.	.	.	.	.	.	.	.	.	.	.	.	6	.	.	.	.	.	.	.	.	.	.
16 Meredith Slaw	12	.	.	3	.	.	.	.	.	.	.	.	.	.	.	.	.	.	.	.	.	.	.	.	.	.	9	.
28 Grace Chavez	11	.	.	.	.	.	.	.	.	.	.	.	.	.	.	.	.	.	.	.	.	.	.	.	.	.	11	.
11 Cana Davis	11	.	.	.	.	.	.	.	.	.	2	2	.	7	.	.	.	.	.	.	.	.	.	.	.	.	.	.
20 Sierra Walton	10	.	.	6	.	.	.	.	.	.	.	.	.	.	.	.	.	.	.	.	.	.	.	.	.	.	4	.
10 Olivia Lattin	3	.	.	.	3	.	.	.	.	.	.	.	.	.	.	.	.	.	.	.	.	.	.	.	.	.	3	.



### NEW POWER FIVE HEAD COACHES

- The offseason was an eventful one for the coaching carousel, especially in the Power Five. There were 58 coaching changes in Division I, including 11 in the Power Five.
- D'Amour was one of the 11 and he is one of seven that came from a mid-major as a head coach. Two were sitting Power Five head coaches (Texas' Mike White and Louisville's Holly Aprile) and two were Power Five assistant coaches (Oregon's Melyssa Lombardi and Kansas' Jennifer McFalls).
- Interestingly enough, of the 11 Power Five head coaching moves, the ACC was the conference with the most change (5 moves), making up 45 percent.

Name	Old School	Title	New School
Larissa Anderson	Hofstra	HC	Missouri
Holly Aprile	Pitt	HC	Louisville
Kristen Butler	Toledo	HC	Rutgers
<b>Pete D'Amour</b>	<b>Kennesaw State</b>	<b>HC</b>	<b>Virginia Tech</b>
Shannon Doepking	Dartmouth	HC	Syracuse
Renee Gillipsie	UCF	HC	Iowa
Jodi Hermanek	Ohio	HC	Pitt
Melyssa Lombardi	Oklahoma	Ass.	Oregon
Jennifer McFalls	Texas	Ass.	Kansas
Jennifer Patrick-Swift	St. Francis	HC	NC State
Mike White	Oregon	HC	Texas

### NFCA TIDBITS

- When Caitlyn Nolan was named NFCA DI National Player of the Week on Feb. 12 and teammate Keely Rochard followed up with NFCA DI National Pitcher of the Week the next week on Feb. 19, it made history.
- Since 2015, it had only happened three times that a school repeated national player of the week. However, it was the same person in each instance, making Tech's situation the first in the last four years.

Name	School	Position	Year
Ally Carda	UCLA	Pitcher	2015
Shelby Turnier	UCF	Pitcher	2015
Rachel Garcia	UCLA	Pitcher	2018
<b>Caitlyn Nolan/Keely Rochard</b>	<b>VT</b>	<b>SS/P</b>	<b>2019</b>

### A TOP-100 PLAYER

- Pitcher Carrie Eberle was named to Softball America's inaugural top-100 players lists, as announced by the newly formed organization on Feb. 7.
- The junior was one of 10 players from the ACC and one of 35 pitchers.

### EBERLE NAMED AN ALL-AMERICAN

- After a breakout season in the circle in 2018, Carrie Eberle was named a preseason All-American by Justin's World of Softball (JWOS).
- Eberle boasts the second-best returning ERA and opponent batting average in the ACC.

### FIRST TIME FOR EVERYTHING

- For the first time in ACC history, the league office asked the conference's coaches to submit a preseason ballot naming an all-conference team.
- Tech's Carrie Eberle found her name on the preseason all-conference team, being one of four pitchers named to the prestigious list. The Hokies were picked 10th in the preseason poll, including a first-place vote.

### NEW YEAR, NEW FACES

- Tech's Pete D'Amour became only the second coach in school history this past summer and he brought in a new staff with him.
- His first hire came on June 27, 2018, when he tabbed Kirin Kumar as an assistant coach. Kumar, who has ties to the ACC, comes most recently from NC State and played at Georgia Tech.
- Coming with him from the Peach State, Doug Gillis was hired on August 10, 2018, after being the pitching coach at Kennesaw State. He holds the same role in Blacksburg.
- On Aug. 30, 2018, D'Amour added his volunteer assistant in Matt Guemmer. Guemmer, who graduated from Missouri, worked with D'Amour in Columbia as a student manager from 2012-13. He most recently comes from DeSoto High School, where he was the head softball coach and won a state title in 2014.
- Former All-American at Missouri Sami Fagan joined the staff in the winter after playing professionally in Japan and the United States. She holds the title of coordinator of player development.

## TECH SOFTBALL PARK



### QUICK FACTS

Surface	Grass outfield, dirt infield
Dimensions (LF-CF-RF)	200-220-200
First Game	March 25, 1998 (W, 8-6 (8 Inn.) vs. Charlotte)
Seasons in Use	22nd Season
Overall Record	829-575 (59%) Games: 1,404
At Home	288-156 (65%) Games: 444
Conference Record	246-227 (52%) Games: 473
vs. Ranked Teams	44-111 (29%) Games: 156

### UNDER D'AMOUR

At TSP	8-2
ACC Record	4-2
vs. Nonconference	4-0
vs. Ranked Teams	---

The Virginia Tech softball team has the luxury of playing and practicing in some of the finest facilities on the East Coast. Using the Tech Softball Park, Softball Indoor Facility and a state-of-the-art weight room, the Hokies train in terrific facilities designed to help them win championships. Combined with a new locker room and one of the best scoreboard and video boards in the country, the Hokies have it all when it comes to what they need to win.

Tech Softball Park, which was completed in the fall of 1997, has dimensions of 200 feet down the lines and 220 feet to center field. In January of 2008, an additional 746 permanent seats were installed, bringing the capacity up from 336 to 1,024. The new bleachers match the ones that were already in place and now extend down to the end of both dugouts.

Thanks to an anonymous donation, TSP now has seatbacks in the section behind home plate, which was completed in fall 2017.





**THE LAST TIME VIRGINIA TECH..**

Recorded 10+ hits in a game	12, at Duke (4/6/19)
Recorded 15+ hits in a game	15, vs. ETSU (2/17/19)
Scored 10+ runs in a game	13, vs. Louisville (3/31/19)
Scored 15+ runs in a game	18, at Pitt [1] (3/23/19)
Drew eight walks or more in a game	8, at Virginia [1] (4/14/18)
Stole five or more bases in a game	7, vs. Purdue (2/10/19)
Hit 3 home runs in a game	4, vs. Louisville (3/31/19)
Hit 4 home runs in a game	4, vs. Louisville (3/31/19)
Hit 4+ home runs in a game	5, at Pitt [1] (3/23/19)
Had 3+ players with 3+ hits in a game	3-Lauren Duff, 3-Emma Strouth & 3-Carolina Schoenewald, WCU [1] (4/25/17)
Turned a triple play	No. 1 Florida State, L, 12-5 [5] [1] (3/10/17)
Highest ranked opponent defeated	No. 4 Michigan, 6-2, at Gainesville, Fla. (2/20/99)
Defeated ranked opponent at home	No. 6 JMU, 2-1 (4/6/16)
Highest ranked opponent defeated at home	No. 8 Georgia, 7-6 [8] (3/1/19)
Defeated ranked opponent on the road	No. 6 Michigan, 6-1 (5/25/08)
Highest ranked opponent defeated on the road	vs. No. 20 Michigan, 1-0 [8], in Austin, Texas (2/24/18)
Defeated ranked opponent at neutral site	No. 4 Michigan, 6-2, at Gainesville, Fla. (2/20/99)
Highest ranked opponent defeated at neutral site	No. 8 Georgia, 7-6 [8] (3/1/19)
Defeated a top-10 team	vs. Louisville, 13-5 [6] (3/31/19)
Won a run-rule game	No. 8 Georgia, 8-0 [5] (3/2/19)
Lost a run-rule game	No. 8 Georgia, 7-6 [8] (3/1/19)
Won an extra-inning game	at North Carolina, 4-3 [8] (4/8/18)
Lost an extra-inning game	Alexa Romero, vs. Syracuse, L, 2-0 (3/9/18)
Was no-hit by	

**THE LAST TIME A TECH PLAYER..**

Recorded five hits in a game	Caroline Schoenewald, vs. Lamar (2/8/18)
Recorded four hits in a game	Darby Trull, at No. 8 Georgia (3/1/19)
Drove in 5+ runs in a game	5, Mackenzie Lawter at Pitt [1] (3/23/19)
Scored 4+ runs in a game	Caroline Schoenewald, vs. Lamar (2/8/18)
Hit a grand slam	Mackenzie Lawter at Pitt [1] (3/23/19)
Hit 2+ home runs in a game	2, Mackenzie Lawter vs. Binghamton [1] (3/19/19)
Player hit back-to-back home runs	2nd inn., Mackenzie Lawter vs. Binghamton [1] (3/19/19)
Players hit back-to-back home runs	Mackenzie Lawter & Al Velazquez vs. Louisville (3/31/19)
Players hit back-to-back-to-back home runs	2nd inn. K. McGoldrick, K. Smith and K. Mericka vs. Seton Hall (2/21/15)
Hit for the cycle	Never
Had 2+ doubles in a game	2, Darby Trull at No. 8 Georgia (3/1/19)
Had 2+ triples in a game	2, Courtney Brinkman at ETSU (4/25/02)
Drew 4+ walks in a game	4, Courtney Liddle vs. Miami (3/10/12)
Stole 3+ bases in a game	3, Kat Banks vs. Boston College (3/27/11)
Had a walk-off home run	Emma Strouth vs. Louisville, 13-5 [6] (3/31/19)
Had a walk-off grand slam	Betty Rose vs. Cornell, 8-4 (3/20/12)
Had a walk-off hit	Caroline Schoenewald vs. Liberty 1-0 [8] (4/10/18)

**THE LAST TIME A TECH PLAYER..**

Struck out 15+ batters	15, Maggie Tyler at USC-Upstate (2/27/16)
Struck out 10+ batters	10, Carrie Eberle at Duke (4/6/19)
Threw a no-hitter	Keely Rochard vs. Charleston Southern (2/17/19)
Threw a 7-inning no-hitter	Keely Rochard vs. Charleston Southern (2/17/19)
Threw a 7-plus-inning no-hitter	Angela Tincher vs. Florida State (5/10/08)
Threw a perfect game	Jasmin Harrell vs. Liberty [5 Inn.] (5/1/12)
Threw a 7-plus-inning perfect game	Angela Tincher vs. Florida State [8 Inn.] (3/24/07)

**THE LONGEST TECH GAMES..**

14 Innings	Virginia Tech 3, Florida State 2; First Round of 2005 ACC Championship (College Park, Md.)
13 Innings	Virginia Tech 3, Marshall 2; 2013 NCAA Tournament (Lexington, Ky.)
12 Innings	BC 2, VT 1; 2003 (Chestnut Hill), VT 1, Louisville 0; 2005 NAAs (Knoxville), Arizona 4, VT 3; 2008 (Tucson)
11 Innings	VT 2, Liberty 1; 2000 (Chattanooga); VT 6, Nevada 5; 2005 (Las Vegas)
10 Innings	10 times; last: Virginia Tech 6, Pitt 3; 2015 (Pittsburgh, Pa.)
9 Innings	25 times; last: Lamar 10, Virginia Tech 9 (Gulf Shores, Ala.)

**What's a Hokie?**



The answer leads all the way back to 1896 when Virginia Agricultural and Mechanical College changed its name to Virginia Polytechnic Institute. With the change came the necessity for writing a new cheer and a contest for such a purpose was held by the student body.

Senior O.M. Stull won first prize for his "Hokie" yell which is still used today. Later, when asked if "Hokie" had any special meaning, Stull explained the word was solely the product of his imagination and was used only as an attention-getter for his yell. It soon became a nickname for all Tech teams and for those people loyal to Tech athletics.

The official university school colors - Chicago Maroon and Burnt Orange - also were introduced in 1896. The colors were chosen by a committee because they made a 'unique combination' not worn elsewhere at the time. The official definition of "Hokie" is "a loyal Virginia Tech Fan".

**'19 CLASS OF ACC COACHES**

- The Atlantic Coast Conference enters 2019 with five new head coaches from its 12 member institutions, including Louisville's Holly Aprile, NC State's Jennifer Patrick-Swift, Pitt's Jodi Hermanek, Syracuse's Shannon Doepking and Virginia Tech's Pete D'Amour.
- Previously, Aprile was the head coach at Pitt, Patrick-Swift was the head coach at St. Francis, Hermanek was the head coach at Ohio, Doepking was the head coach at Dartmouth and D'Amour was the head coach at Kennesaw State.

Name	Team	Overall	ACC	Home	Away	Neutral
Pete D'Amour	Virginia Tech	33-5	13-2	8-2	14-2	11-1
Holly Aprile	Louisville	25-14	6-6	11-3	4-6	10-5
Jennifer Patrick-Swift	NC State	21-18	3-9	10-10	6-5	5-3
Shannon Doepking	Syracuse	17-20	6-6	4-1	6-12	7-7
Jodi Hermanek	Pitt	7-33	2-10	1-8	3-13	3-12

**SOFTBALL INDOOR FACILITY**

- The facility, which is attached to Rector Field House (track & field) and immediately adjacent to Tech Softball Park, opened this fall and provides the Hokies with an indoor infield for practice during inclement weather, along with four cages for hitting and pitching practice.
- The one-story building also features two coaches rooms, an equipment room, a team room, a film room, a mudroom and team facilities. The facility will be available to the program year-round and will have uses for practice, team events and gameday necessities. The new facility will encompass more than 16,000 square feet.
- The facility was designed by Cannon Designs and was built by Branch Associates of Salem, Virginia. This project was a part of a larger plan that vastly improved Rector Field House (track & field) and all of the adjacent athletics facilities. Total cost was roughly \$18 million.



	JMU	VT
Batting average	.337	.351
Slugging percentage	.575	.612
On-base percentage	.423	.427
Fielding percentage	.964	.973
ERA	1.61	2.11
Opponent BA	.173	.215

**TEAM AVERAGES**

- Heading into their doubleheader with JMU, the Hokies find themselves with advantages statistically at the plate. Tech boasts all three categories to its name, owning more than a .014 better batting average and a .037 slugging clip.
- In the circle, however, the Dukes have the better ERA by quite a bit, 0.50 and opponent batting average by .042.



**D'AMOUR'S RECORD WHEN...**

Total:	112-42
Conference:	38-11
Nonconference:	74-31
Home:	53-18
Away:	33-15
Neutral:	26-9
Day:	83-27
Night:	29-15
1-Run games:	25-14
2-Run games:	14-4
5+Run games:	49-14
Extra innings:	7-5
Shutouts:	35-10
Scoring 0-2 runs:	10-21
Scoring 3-5 runs:	37-17
Scoring 6-9 runs:	46-3
Scoring 10+ runs:	20-0
Opponent 0-2 runs:	79-6
Opponent 3-5 runs:	27-13
Opponent 6-9 runs:	6-19
Opponent 10+ runs:	0-5
Scored in 1st inning:	51-8
Scores first:	90-14
Opp. scores first:	22-28
After 4 leading:	82-4
After 4 trailing:	9-27
After 4 tied:	15-11
After 5 leading:	82-4
After 5 trailing:	6-29
After 5 tied:	13-7
After 6 leading:	76-2
After 6 trailing:	4-28
After 6 tied:	10-6
Hit 0 home runs:	35-31
Hit 1 home run:	36-8
Hit 2+ home runs:	41-3
Opponent 0 home runs:	77-18
Opponent 1 home run:	27-16
Opponent 2+ HRs:	7-8
Made 0 errors:	49-19
Made 1 error:	40-13
Made 2+ errors:	21-10
Opp. made 0 errors:	35-14
Opp. made 1 error:	40-14
Opp. made 2+ errors:	37-14
Out-hit opponent:	91-6
Out-hit by opponent:	13-29
Hits are tied:	7-7

**GAMES SUMMARY**

<b>Score by innings</b>	<b>1</b>	<b>2</b>	<b>3</b>	<b>4</b>	<b>5</b>	<b>6</b>	<b>7</b>	<b>8</b>	<b>Total</b>
Virginia Tech	53	52	61	42	47	13	13	1	282
Opponents	8	7	7	33	21	9	15	0	100

<b>Record when ...</b>			
Overall	33-5	After 4 leading	32-1
Conference	13-2	..... trailing	0-4
Non-Conference	20-3	..... tied	1-0
Home games	8-2	After 5 leading	22-0
Away games	14-2	..... trailing	1-2
Neutral site	11-1	..... tied	0-1
Day games	28-4	After 6 leading	20-0
Night games	5-1	..... trailing	0-3
vs Left starter	4-0	..... tied	1-0
vs Right starter	29-5	Hit 0 home runs	6-1
1-Run games	4-0	... 1 home run	9-3
2-Run games	4-1	... 2+ home runs	18-1
5+Run games	20-3	Opponent 0 home runs	27-3
Extra innings	1-0	..... 1 home run	5-0
Shutouts	15-1	..... 2+ HRs	1-2
Scoring 0-2 runs	2-2	Made 0 errors	20-1
..... 3-5 runs	8-2	.... 1 error	8-4
..... 6-9 runs	11-1	.... 2+ errors	5-0
..... 10+ runs	12-0	Opp. made 0 errors	12-4
Opponent 0-2 runs	25-0	..... 1 error	14-1
..... 3-5 runs	5-0	..... 2+ errors	7-0
..... 6-9 runs	3-3	Out-hit opponent	28-0
..... 10+ runs	0-2	Out-hit by opponent	4-3
Opponent 0-2 runs	25-0	Hits are tied	1-2
..... 3-5 runs	5-0		
..... 6-9 runs	3-3		
..... 10+ runs	0-2		
Scored in 1st inning	19-2		
Opp. scored in 1st	2-2		
Scores first	32-2		
Opp. scores first	1-3		

**Record when team scores:**

Runs	0	1	2	3	4	5	6	7	8	9	10+
W-L	0-1	1-0	1-1	1-0	3-0	4-2	3-0	2-1	3-0	3-0	12-0

**Record when opponent scores:**

Runs	0	1	2	3	4	5	6	7	8	9	10+
W-L	15-0	8-0	2-0	2-0	1-0	2-0	2-0	1-2	0-1	0-0	0-2

**Record when leading after:**

Inn.	1	2	3	4	5	6
W-L	18-1	25-1	29-2	32-1	22-0	20-0

**Record when trailing after:**

Inn.	1	2	3	4	5	6
W-L	1-2	1-3	0-2	0-4	1-2	0-3

**Record when tied after:**

Inn.	1	2	3	4	5	6
W-L	14-2	7-1	4-1	1-0	0-1	1-0

**WHERE THEY AT**

- Tech has 23 players on the squad who represent 10 states, including three out West and two each from the Midwest and Northeast.
- Virginia is where the most players (9) are from on the team, making up 39 percent.
- Tech boasts two players each from five states, including Georgia, Iowa, Nevada, North Carolina and South Carolina.

**STATES**

- Virginia (9)
- |     |                    |     |                |
|-----|--------------------|-----|----------------|
| #00 | Jada Crittendon    | #3  | Keely Rocharad |
| #5  | Dani Hugney        | #6  | Lauren Duff    |
| #11 | Cana Davis         | #16 | Meredith Slaw  |
| #18 | Mackenzie Lawter   | #22 | Mara Strum     |
| #31 | Kayleigh Addington |     |                |

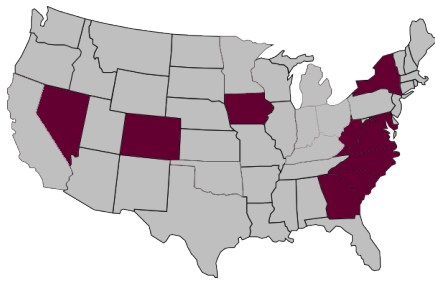
**STATES**

- Georgia (2)
- |    |              |    |                |
|----|--------------|----|----------------|
| #7 | Keara Napoli | #8 | Kelsey Bennett |
|----|--------------|----|----------------|
- Iowa (2)
- |     |               |     |             |
|-----|---------------|-----|-------------|
| #20 | Sierra Walton | #29 | Maddi Banks |
|-----|---------------|-----|-------------|
- Nevada (2)
- |     |            |     |              |
|-----|------------|-----|--------------|
| #21 | Stacy Kalt | #28 | Grace Chavez |
|-----|------------|-----|--------------|
- North Carolina (2)
- |     |              |     |               |
|-----|--------------|-----|---------------|
| #14 | Emma Strouth | #25 | Carrie Eberle |
|-----|--------------|-----|---------------|
- South Carolina (2)
- |    |             |     |               |
|----|-------------|-----|---------------|
| #4 | Darby Trull | #13 | Caitlyn Nolan |
|----|-------------|-----|---------------|
- Colorado (1)
- |    |              |
|----|--------------|
| #9 | Al Velazquez |
|----|--------------|
- Maryland (1)
- |     |                |
|-----|----------------|
| #19 | Kinsey Johnson |
|-----|----------------|
- New York (1)
- |     |               |
|-----|---------------|
| #10 | Olivia Lattin |
|-----|---------------|
- West Virginia (1)
- |    |              |
|----|--------------|
| #2 | Jayne Bailey |
|----|--------------|



**WHEN THE LONG BALL...**

- If a player under Coach D'Amour hits a home run, the outcome is likely over. D'Amour is 36-8 when there is a homer and 41-3 if two or more.





### HOME RUN TRACKER

Who	What	Count	When
Caitlyn Nolan	3-run HR to CF	1-0 (2 inn.)	vs. [RV] Wichita State (2/8/19)
Emma Strouth	Solo HR to LF	2-0 (4 inn.)	vs. Central Michigan (2/8/19)
Caitlyn Nolan	Solo HR to LF	2-2 (4 inn.)	vs. Central Michigan (2/8/19)
Olivia Lattin	Solo HR to LC	2-1 (2 inn.)	vs. Purdue (2/9/19)
Hannah Jones	3-run HR to CF	1-2 (5 inn.)	vs. Detroit Mercy (2/16/19)
Maddi Banks	Solo HR to CF	2-2 (5 inn.)	vs. Detroit Mercy (2/16/19)
Mackenzie Lawter	Solo HR to LFL	3-1 (2 inn.)	vs. ETSU (2/17/19)
Darby Trull	Solo HR to RC	2-1 (4 inn.)	vs. ETSU (2/17/19)
Kelsey Bennett	Solo HR to LC	1-0 (3 inn.)	vs. Charleston Southern (2/17/19)
Meredith Slaw	3-run HR to RC	1-0 (7 inn.)	vs. Charleston Southern (2/17/19)
Grace Chavez	2-run HR to CF	1-0 (5 inn.)	vs. [RV] Texas State (2/22/19)
Darby Trull	2-run ITP HR	3-2 (3 inn.)	vs. USF (2/22/19)
Grace Chavez	Solo HR to LFL	3-2 (1 inn.)	vs. Georgia State (2/23/19)
Emma Strouth	Solo HR to LC	1-0 (7 inn.)	vs. Georgia State (2/23/19)
Kelsey Bennett	2-run HR to LC	0-0 (3 inn.)	vs. [RV] Texas State (2/23/19)
Kelsey Bennett	2-run HR to CF	1-0 (5 inn.)	vs. [RV] Texas State (2/23/19)
Meredith Slaw	2-run HR to RF	0-0 (6 inn.)	vs. [RV] Texas State (2/23/19)
Mackenzie Lawter	2-run HR to LC	1-2 (2 inn.)	vs. Georgia State (2/24/19)
Caitlyn Nolan	Solo HR to LC	0-0 (3 inn.)	at Radford (2/27/19)
Kelsey Bennett	Solo HR to RF	2-1 (3 inn.)	at Radford (2/27/19)
Caitlyn Nolan	2-run HR to LFL	1-2 (4 inn.)	at Radford (2/27/19)
Kelsey Bennett	2-run HR to RFL	1-1 (2 inn.)	at No. 8 Georgia (3/1/19)
Caitlyn Nolan	2-run HR to LF	2-2 (1 inn.)	vs. UAB (3/2/19)
Meredith Slaw	2-run HR to LC	3-1 (5 inn.)	vs. UAB (3/2/19)
Caitlyn Nolan	Solo HR to RC	0-0 (5 inn.)	vs. UAB (3/2/19)
Emma Strouth	2-run HR to CF	0-1 (4 inn.)	vs. UAB (3/3/19)
Kelsey Bennett	Solo HR to LC	3-1 (5 inn.)	vs. UAB (3/3/19)
Darby Trull	3-run HR to CF	2-2 (3 inn.)	vs. Georgia Tech (3/9/10)
Al Velazquez	2-run HR to LF	0-0 (4 inn.)	vs. Georgia Tech (3/10/19)
Caitlyn Nolan	Solo HR to LC	0-0 (5 inn.)	vs. Georgia Tech (3/10/19)
Jayne Bailey	2-run HR to CF	2-1 (5 inn.)	vs. Georgia Tech (3/10/19)
Jayne Bailey	Solo HR to CF	1-1 (2 inn.)	vs. Georgia Tech (3/10/19)
Emma Strouth	2-run HR to LC	3-2 (6 inn.)	vs. Georgia Tech (3/10/19)
Emma Strouth	Grand slam - CF	0-0 (1 inn.)	vs. NC State (3/15/19)
Maddi Banks	Solo HR to CF	1-1 (2 inn.)	vs. NC State (3/15/19)
Darby Trull	2-run HR to CF	1-0 (2 inn.)	vs. NC State (3/15/19)
Jayne Bailey	2-run HR to RF	3-1 (2 inn.)	vs. NC State (3/15/19)
Grace Chavez	2-run HR to LF	0-0 (5 inn.)	vs. NC State (3/15/19)
Mackenzie Lawter	3-run HR to LFL	1-1 (2 inn.)	vs. Binghamton (3/19/19)
Grace Chavez	2-run HR to RC	1-1 (2 inn.)	vs. Binghamton (3/19/19)
Mackenzie Lawter	Solo HR to RC	1-0 (2 inn.)	vs. Binghamton (3/19/19)
Lauren Duff	Solo HR to LF	1-2 (5 inn.)	vs. Binghamton (3/19/19)
Caitlyn Nolan	2-run HR to LF	0-0 (1 inn.)	vs. Lipscomb (3/20/19)
Grace Chavez	Solo HR to LF	3-1 (2 inn.)	vs. Lipscomb (3/20/19)
Emma Strouth	Solo HR to LF	0-1 (3 inn.)	vs. Lipscomb (3/20/19)
Jayne Bailey	Solo HR to RC	2-2 (3 inn.)	vs. Lipscomb (3/20/19)
Caitlyn Nolan	3-run HR to RF	1-2 (3 inn.)	at Pitt [1] (3/23/19)
Mackenzie Lawter	Grand slam - RC	2-2 (3 inn.)	at Pitt [1] (3/23/19)
Stacy Kalt	Solo HR to LC	1-1 (5 inn.)	at Pitt [1] (3/23/19)
Emma Strouth	3-run HR to CF	0-0 (5 inn.)	at Pitt [1] (3/23/19)
Kelsey Bennett	Solo HR to CF	3-1 (5 inn.)	at Pitt [1] (3/23/19)
Kelsey Bennett	3-run HR to CF	1-1 (3 inn.)	at Pitt [2] (3/23/19)
Al Velazquez	Solo HR to CF	1-1 (1 inn.)	at Pitt (3/24/19)
Kelsey Bennett	2-run HR to RC	3-2 (1 inn.)	at Pitt (3/24/19)
Caitlyn Nolan	Grand Slam - CF	1-1 (1 inn.)	vs. Radford (3/27/19)
Jayne Bailey	2-run HR to CF	3-2 (4 inn.)	vs. Radford (3/27/19)
Kelsey Bennett	3-run HR to LF	1-0 (4 inn.)	vs. Louisville (3/29/19)
Jayne Bailey	Solo HR to LF	2-1 (2 inn.)	vs. Louisville (3/30/19)
Kelsey Bennett	3-run HR to LF	1-0 (4 inn.)	vs. Louisville (3/30/19)
Caitlyn Nolan	3-run HR to LC	1-2 (1 inn.)	vs. Louisville (3/31/19)
Mackenzie Lawter	2-run HR to LC	0-0 (3 inn.)	vs. Louisville (3/31/19)
Al Velazquez	Solo HR to LF	2-2 (3 inn.)	vs. Louisville (3/31/19)
Emma Strouth	2-run HR to CF	0-0 (6 inn.)	vs. Louisville (3/31/19)
Caitlyn Nolan	Solo HR to CF	1-0 (2 inn.)	at Duke (4/6/19)
Caitlyn Nolan	Solo HR to LC	1-0 (2 inn.)	at Duke (4/7/19)

### HOME RUN TRACKER STATS

#### Home Run Totals

Nolan (13) | Bennett (11) | Strouth (8) | Lawter (6) | Bailey (6) | Chavez (5) | Trull (4) | Slaw (3) | Velazquez (3) | Banks (2) | Lattin (1) | Jones (1) | Duff (1)

#### HR Tidbits

Total team HRs: 65  
 First-pitch HRs: 11  
 Full-count HRs: 5

#### HR Notes

Strouth/Nolan's HRs vs. Central Michigan were back-to-back  
 Jones/Banks' HRs vs. Detroit Mercy were back-to-back  
 Trull's HR vs. ETSU was a leadoff shot  
 Trull's HR vs. USF was inside the park  
 Bennett's two HRs vs. [RV] Texas State were back-to-back  
 Slaw/Nolan's HRs vs. UAB were back-to-back  
 Nolan's HR vs. Georgia Tech was a leadoff, first-pitch shot  
 Strouth's HR at NC State was Tech's first swing of the inning, following three straight walks to Velazquez, Trull and Nolan  
 Banks' HR at NC State was a leadoff shot  
 Lawter's HRs vs. Binghamton were in the same inning after batting around  
 Duff's HR vs. Binghamton was a leadoff shot  
 Strouth/Bennett's HRs at Pitt were back-to-back  
 Kalt's HR at Pitt was a leadoff shot  
 Velazquez's HR at Pitt was a leadoff shot in the first inning  
 Bailey's HR vs. Louisville was a leadoff shot  
 Lawter/Velazquez's HRs vs. Louisville were back-to-back  
 Strouth's HR vs. Louisville was a two-run walk-off run-rule  
 Both of Nolan's HRs versus Duke were in the second inning in a 1-0 count

### TEAM, PLAYER & OPPONENT HIGHS

#### Hits

Team 17 vs. Detroit Mercy (2/16/19)  
 Player 4 - Darby Trull, 2x, last vs. No. 8 Georgia  
 Opponent 14 - Georgia Tech (3/10/19)

#### Runs

Team 18 at Pitt [1] (3/23/19)  
 Player 3, 11x, last Jayme Bailey vs. Louisville (3/31/19)  
 Opponent 17 - [RV] Texas State (2/22/19)

#### RBIs

Team 18 at Pitt [1] (3/23/19)  
 Player 5 - Mackenzie Lawter at Pitt [1] (3/23/19)  
 Opponent 17 - [RV] Texas State (2/22/19)

#### HRs

Team 5, 2x, last at Pitt [1] (3/23/19)  
 Player 2, 4x, last Mackenzie Lawter vs. Binghamton [1] (3/19/19)  
 Opponent 5 - Georgia Tech (3/10/19)

#### Steals

Team 7 vs. Purdue (2/10/19)  
 Player 2 - Maddi Banks vs. Purdue (2/10/19)  
 Opponent 4 - Louisville (3/29/19)

#### Ks

Team 13, 3x, last at Pitt (3/24/19)  
 Player 13, 3x, last Keely Rochard at Pitt (3/24/19)  
 Opponent 9 - NC State (3/17/19)



### TEAM GAME-BY-GAME SITUATIONS (BATTING)

Date	Opponent	Total h/ab	vs Left	vs Right	With Runners	Bases Empty	Bases Loaded	With 2-outs	With RBI-op	Reach as Leadoff	3rd and LT 2out	LOB
Feb 08	vs Wichita State	13-28	7-11	6-17	9-19	4-9	1-1	1-6	5-13	4-5	3-6	4
Feb 08	vs Central Michigan	10-27	0-0	10-27	5-13	5-14	0-4	2-7	2-9	3-6	3-5	7
Feb 09	vs Purdue	11-31	0-0	11-31	4-17	7-14	0-0	3-10	3-11	3-7	2-3	8
Feb 09	at Col. of Charleston	13-27	0-0	13-27	10-21	3-6	1-1	3-7	8-12	3-5	5-5	4
Feb 10	vs Purdue	12-27	0-0	12-27	6-20	6-7	0-2	3-9	5-17	5-6	1-4	12
Feb 16	vs Detroit Mercy	17-30	0-0	17-30	10-19	7-11	0-0	3-7	7-15	3-5	4-5	4
Feb 16	at Charleston So.	10-31	0-0	10-31	6-23	4-8	0-0	1-8	3-15	5-7	2-4	9
Feb 17	vs ETSU	15-34	0-0	15-34	9-21	6-13	1-3	5-12	6-14	4-8	2-3	12
Feb 17	at Charleston So.	14-34	0-0	14-34	8-23	6-11	0-0	7-14	7-16	5-7	1-1	9
Feb 22	vs Texas State	6-20	0-0	6-20	5-10	1-10	1-3	1-6	3-7	2-5	2-3	5
Feb 22	at South Florida	5-24	0-0	5-24	2-10	3-14	0-2	3-8	1-3	1-7	0-1	5
Feb 23	vs Georgia State	10-31	0-0	10-31	5-16	5-15	0-0	7-14	3-9	3-7	1-1	8
Feb 23	vs Texas State	10-28	0-0	10-28	7-12	3-16	0-1	4-11	3-6	2-6	2-2	4
Feb 24	vs Georgia State	10-29	0-0	10-29	5-22	5-7	0-3	1-8	3-10	5-6	2-5	9
Feb 27	at Radford	8-23	0-0	8-23	3-11	5-12	1-1	3-9	2-8	2-5	1-1	5
Mar 01	at Georgia	11-34	5-18	6-16	8-21	3-13	0-0	3-11	5-13	3-8	0-1	10
Mar 02	vs UAB	11-32	0-0	11-32	5-20	6-12	0-2	2-9	1-12	4-7	1-2	7
Mar 02	at Georgia	1-16	0-0	1-16	1-2	0-14	0-1	1-6	0-1	0-5	0-0	3
Mar 03	vs UAB	7-25	4-14	3-11	1-12	6-13	0-0	1-7	0-6	4-6	0-0	6
*Mar 09	GEORGIA TECH	6-23	2-10	4-13	2-8	4-15	0-0	1-7	1-3	2-6	1-1	3
*Mar 10	GEORGIA TECH	8-29	1-9	7-20	4-13	4-16	0-1	1-8	2-9	3-7	1-2	7
*Mar 10	GEORGIA TECH	7-26	3-10	4-16	3-8	4-18	0-0	3-9	1-3	2-7	1-1	3
*Mar 15	at NC State	6-25	0-0	6-25	4-14	2-11	0-0	2-10	3-10	5-7	1-1	5
*Mar 16	at NC State	11-27	0-0	11-27	5-13	6-14	1-1	2-7	1-6	4-5	1-2	4
*Mar 17	at NC State	2-23	0-0	2-23	0-8	2-15	0-1	1-8	0-3	2-7	1-2	8
Mar 19	BINGHAMTON	10-22	0-0	10-22	6-14	4-8	1-2	4-8	3-7	4-4	3-5	5
Mar 19	BINGHAMTON	9-25	0-0	9-25	6-19	3-6	0-2	0-5	5-17	4-5	3-5	6
Mar 20	LIPSCOMB	11-31	0-0	11-31	5-13	6-18	1-2	6-12	4-9	0-6	1-1	7
*Mar 23	at Pitt	14-26	0-0	14-26	11-15	3-11	4-4	2-6	7-8	3-5	5-5	2
*Mar 23	at Pitt	12-34	0-0	12-34	7-22	5-12	0-0	3-11	5-14	4-7	0-2	7
*Mar 24	at Pitt	11-30	0-0	11-30	7-15	4-15	1-1	5-12	5-13	3-7	3-4	7
Mar 27	RADFORD	12-23	0-0	12-23	7-13	5-10	1-1	8-11	5-8	2-4	0-0	4
*Mar 29	LOUISVILLE	9-31	0-0	9-31	5-12	4-19	1-2	5-13	3-8	0-7	0-0	6
*Mar 30	LOUISVILLE	9-24	0-0	9-24	6-18	3-6	2-5	0-4	6-12	3-4	4-6	6
*Mar 31	LOUISVILLE	11-27	0-0	11-27	7-16	4-11	1-2	6-12	4-8	3-6	2-4	3
*Apr 06	at Duke	6-26	0-0	6-26	3-12	3-14	0-2	1-8	2-6	3-7	1-2	7
*Apr 06	at Duke	12-31	0-0	12-31	6-17	6-14	0-0	3-9	4-8	3-7	1-1	5
*Apr 07	at Duke	5-26	0-0	5-26	2-9	3-17	0-0	3-10	1-4	1-7	0-0	5
Totals		365-1040	22-72	343-968	205-571	160-469	18-50	110-339	129-353	112-233	61-96	231
		.351	.306	.354	.359	.341	.360	.324	.365	.481	.635	



**TEAM GAME-BY-GAME SITUATIONS (PITCHING)**

Date	Opponent	Score	Total	vs	vs	With	Bases	With	Reach as	Gnd	Fly	ERA
		Score	h/ab	Left	Right	Runners	Empty	2-outs	Leadoff	Out	Out	
Feb 08	vs Wichita State	11-3	6-21	2-10	4-11	2-14	4-7	1-6	3-5	4	3	4.20
Feb 08	vs Central Michigan	6-0	2-23	1-9	1-14	0-6	2-17	1-8	0-7	0	8	1.75
Feb 09	vs Purdue	7-5	5-28	2-6	3-22	3-17	2-11	1-7	3-7	10	7	2.21
Feb 09	at Col. of Charleston	13-0	1-16	0-8	1-8	1-6	0-10	0-5	1-5	1	7	1.75
Feb 10	vs Purdue	5-0	3-24	0-4	3-20	2-6	1-18	2-9	0-7	1	10	1.35
Feb 16	vs Detroit Mercy	13-0	0-14	0-4	0-10	0-1	0-13	0-4	0-5	2	3	1.17
Feb 16	at Charleston So.	4-0	2-23	2-11	0-12	0-3	2-20	1-8	0-7	15	1	0.98
Feb 17	vs ETSU	8-3	6-27	1-11	5-16	4-11	2-16	2-9	1-7	16	1	0.98
Feb 17	at Charleston So.	10-0	0-21	0-7	0-14	0-4	0-17	0-7	0-7	2	6	0.86
Feb 22	vs Texas State	5-17	6-21	2-9	4-12	5-12	1-9	4-10	1-5	6	7	1.69
Feb 22	at South Florida	2-7	11-27	7-18	4-9	6-14	5-13	1-6	3-6	9	4	2.06
Feb 23	vs Georgia State	6-0	4-25	2-6	2-19	1-6	3-19	2-9	1-7	2	10	1.87
Feb 23	vs Texas State	10-0	6-24	2-9	4-15	2-15	4-9	3-9	4-6	8	4	1.73
Feb 24	vs Georgia State	5-1	2-26	1-10	1-16	1-11	1-15	0-8	2-7	10	6	1.67
Feb 27	at Radford	10-0	3-18	3-7	0-11	0-4	3-14	2-7	0-5	3	6	1.58
Mar 01	at Georgia	7-6	12-35	7-15	5-20	5-17	7-18	7-14	2-8	11	4	1.66
Mar 02	vs UAB	8-6	10-31	5-8	5-23	6-18	4-13	5-12	3-7	10	7	1.81
Mar 02	at Georgia	0-8	8-19	3-8	5-11	4-10	4-9	1-5	3-5	4	6	2.19
Mar 03	vs UAB	4-1	3-24	0-7	3-17	1-5	2-19	1-8	0-7	4	15	2.12
*Mar 09	GEORGIA TECH	5-1	10-31	5-12	5-19	4-19	6-12	3-10	4-7	10	1	2.06
*Mar 10	GEORGIA TECH	7-10	14-32	4-8	10-24	5-16	9-16	1-7	4-7	5	6	2.47
*Mar 10	GEORGIA TECH	5-4	7-27	3-9	4-18	2-11	5-16	2-9	3-7	13	3	2.55
*Mar 15	at NC State	4-2	7-28	2-4	5-24	3-10	4-18	3-10	2-7	11	3	2.52
*Mar 16	at NC State	12-1	3-17	1-2	2-15	0-6	3-11	1-6	2-5	11	2	2.44
*Mar 17	at NC State	1-0	3-22	0-1	3-21	1-8	2-14	1-8	1-7	13	3	2.33
Mar 19	BINGHAMTON	12-0	3-19	0-0	3-19	1-11	2-8	0-6	3-5	5	4	2.26
Mar 19	BINGHAMTON	9-1	2-18	0-0	2-18	0-13	2-5	0-5	3-5	1	3	2.20
Mar 20	LIPSCOMB	9-7	9-32	6-16	3-16	5-17	4-15	3-11	2-7	9	5	2.23
*Mar 23	at Pitt	18-0	2-17	0-2	2-15	1-7	1-10	1-6	1-5	1	5	2.17
*Mar 23	at Pitt	9-1	6-25	0-2	6-23	2-10	4-15	3-9	1-7	10	4	2.12
*Mar 24	at Pitt	10-2	3-23	1-2	2-21	1-11	2-12	0-6	3-7	3	4	2.12
Mar 27	RADFORD	8-0	5-21	3-9	2-12	1-10	4-11	1-6	1-5	5	4	2.07
*Mar 29	LOUISVILLE	5-7	9-31	6-13	3-18	5-20	4-11	1-8	4-8	13	2	2.23
*Mar 30	LOUISVILLE	10-1	5-19	4-9	1-10	1-12	4-7	0-5	2-5	2	6	2.21
*Mar 31	LOUISVILLE	13-5	5-23	1-9	4-14	3-8	2-15	2-8	2-6	5	5	2.31
*Apr 06	at Duke	3-0	5-24	1-9	4-15	0-13	5-11	0-5	3-7	6	3	2.24
*Apr 06	at Duke	6-0	4-25	3-10	1-15	1-10	3-15	3-10	2-7	4	10	2.17
*Apr 07	at Duke	2-1	3-24	2-14	1-10	0-9	3-15	0-7	1-7	12	3	2.11
Totals		282-100	195-905	82-298	113-607	79-401	116-504	59-293	71-241	257	191	2.11
			.215	.275	.186	.197	.230	.201	.295			





## TEAM GAME-BY-GAME HITTING

Date	Opponent	ab	r	h	rbi	2b	3b	hr	tb	bb	ibb	sb	cs	hbp	sac	sf	gdp	k	po	a	e	lob	avg
Feb 08	vs Wichita State	28	11	13	10	4	0	1	20	1	0	1	0	1	0	0	0	3	15	5	1	4	.464
Feb 08	vs Central Michigan	27	6	10	6	0	0	2	16	2	0	0	0	1	0	1	1	1	21	0	0	7	.418
Feb 09	vs Purdue	31	7	11	6	4	0	1	18	4	0	3	0	0	0	1	0	0	21	11	4	8	.395
Feb 09	at Col. of Charleston	27	13	13	11	1	0	0	14	5	0	3	0	0	0	0	0	0	15	2	0	4	.416
Feb 10	vs Purdue	27	5	12	5	5	1	0	19	7	0	7	0	0	0	1	1	1	21	2	0	12	.421
Feb 16	vs Detroit Mercy	30	13	17	12	2	0	2	25	2	0	2	1	0	0	0	0	2	15	2	0	4	.447
Feb 16	at Charleston So.	31	4	10	4	1	0	0	11	2	0	1	0	0	1	0	0	2	21	14	0	9	.428
Feb 17	vs ETSU	34	8	15	8	2	0	2	23	5	0	2	0	2	0	0	0	3	21	17	1	12	.430
Feb 17	at Charleston So.	34	10	14	10	4	0	2	24	6	0	2	0	0	0	0	0	1	21	3	0	9	.428
Feb 22	vs Texas State	20	5	6	5	0	0	1	9	3	0	1	0	1	1	0	0	4	15	5	1	5	.419
Feb 22	at South Florida	24	2	5	2	0	0	1	8	3	0	0	1	1	0	0	0	3	18	8	1	5	.403
Feb 23	vs Georgia State	31	6	10	5	0	0	2	16	3	0	2	0	1	0	0	0	2	21	2	0	8	.395
Feb 23	vs Texas State	28	10	10	10	2	0	3	21	2	0	2	1	2	0	0	0	2	18	10	3	4	.392
Feb 24	vs Georgia State	29	5	10	5	0	0	1	13	3	0	4	0	0	0	0	0	2	21	9	3	9	.389
Feb 27	at Radford	23	10	8	8	1	0	3	18	4	0	1	1	2	1	0	0	3	15	2	0	5	.387
Mar 01	at Georgia	34	7	11	7	5	1	1	21	5	0	0	0	1	1	0	0	8	24	11	1	10	.382
Mar 02	vs UAB	32	8	11	7	1	0	3	21	3	0	0	0	2	0	0	0	6	21	9	2	8	.380
Mar 02	at Georgia	16	0	1	0	1	0	0	2	2	0	0	0	0	0	0	0	2	12	4	1	3	.370
Mar 03	vs UAB	25	4	7	4	0	0	2	13	2	0	0	0	0	0	1	0	5	21	4	0	6	.365
*Mar 09	GEORGIA TECH	23	5	6	4	1	0	1	10	1	0	1	1	1	1	0	0	4	21	10	1	3	.361
*Mar 10	GEORGIA TECH	29	7	8	7	1	0	3	18	6	0	1	0	0	0	0	0	3	21	4	1	7	.357
*Mar 10	GEORGIA TECH	26	5	7	4	1	0	2	14	1	0	1	0	0	0	1	0	7	21	13	0	3	.353
*Mar 15	at NC State	25	4	6	3	1	0	0	7	3	0	0	2	0	1	1	0	6	21	11	0	5	.349
*Mar 16	at NC State	27	12	11	12	0	1	5	28	4	0	1	0	0	0	0	0	3	15	11	1	4	.351
*Mar 17	at NC State	23	1	2	1	0	1	0	4	4	0	0	0	2	0	1	0	9	21	12	0	8	.342
Mar 19	BINGHAMTON	22	12	10	11	2	1	3	23	5	0	1	0	1	0	1	1	3	15	4	1	5	.346
Mar 19	BINGHAMTON	25	9	9	8	3	0	1	15	5	0	3	0	0	0	0	0	7	15	1	1	7	.346
Mar 20	LIPSCOMB	31	9	11	9	3	0	4	26	3	0	0	0	0	0	0	0	2	21	7	3	7	.346
*Mar 23	at Pitt	26	18	14	18	0	0	5	29	7	0	0	0	0	1	1	2	2	15	2	0	2	.353
*Mar 23	at Pitt	34	9	12	8	3	0	1	18	3	0	1	0	0	0	0	0	8	21	13	0	7	.353
*Mar 24	at Pitt	30	10	11	10	4	0	2	21	5	0	4	0	1	0	2	0	3	21	4	0	7	.353
Mar 27	RADFORD	23	8	12	8	4	0	2	22	1	0	1	0	1	0	0	0	0	15	5	0	5	.358
*Mar 29	LOUISVILLE	31	5	9	5	2	0	1	14	1	0	0	0	0	0	0	0	8	21	13	0	6	.355
*Mar 30	LOUISVILLE	24	10	9	9	2	0	2	17	3	0	1	0	1	0	0	0	2	15	2	0	6	.356
*Mar 31	LOUISVILLE	27	13	11	11	1	0	4	24	4	0	1	0	0	0	0	0	5	18	5	0	3	.357
*Apr 06	at Duke	26	3	6	3	1	0	0	7	3	0	0	0	1	0	1	0	8	21	8	0	7	.354
*Apr 06	at Duke	31	6	12	6	1	0	1	16	1	0	0	0	0	0	1	0	4	21	4	0	6	.355
*Apr 07	at Duke	26	2	5	2	1	1	1	11	2	0	0	0	0	0	0	0	5	21	11	1	5	.351
Totals		1040	282	365	264	64	6	65	636	126	0	47	7	22	7	13	5	139	717	260	27	235	.351



## TEAM GAME-BY-GAME PITCHING

Date	Opponent	ip	h	r	er	bb	so	2b	3b	hr	wp	bk	hbp	dp	ibb	score	w-l	sv	era
Feb 08	vs Wichita State	5.0	6	3	3	5	7	2	0	0	2	0	0	0	0	11-3	1-0	0	4.20
Feb 08	vs Central Michigan	7.0	2	0	0	1	13	0	0	0	0	0	1	0	0	6-0	2-0	0	1.75
Feb 09	vs Purdue	7.0	5	5	3	4	3	1	0	0	1	0	0	1	0	7-5	3-0	0	2.21
Feb 09	at Col. of Charleston	5.0	1	0	0	1	7	0	0	0	0	0	1	0	0	13-0	4-0	0	1.75
Feb 10	vs Purdue	7.0	3	0	0	1	10	0	0	0	0	0	0	0	0	5-0	5-0	0	1.35
Feb 16	vs Detroit Mercy	5.0	0	0	0	1	9	0	0	0	0	0	0	0	0	13-0	6-0	0	1.17
Feb 16	at Charleston So.	7.0	2	0	0	0	5	0	0	0	1	0	0	0	0	4-0	7-0	0	0.98
Feb 17	vs ETSU	7.0	6	3	1	1	4	1	0	0	1	0	1	0	0	8-3	8-0	0	0.98
Feb 17	at Charleston So.	7.0	0	0	0	2	13	0	0	0	1	0	0	0	0	10-0	9-0	0	0.86
Feb 22	vs Texas State	5.0	6	17	8	12	2	2	0	0	1	0	4	0	0	5-17	9-1	0	1.69
Feb 22	at South Florida	6.0	11	7	5	0	3	0	1	0	1	0	2	1	0	2-7	9-2	0	2.06
Feb 23	vs Georgia State	7.0	4	0	0	0	9	0	0	0	0	0	1	0	0	6-0	10-2	0	1.87
Feb 23	vs Texas State	6.0	6	0	0	1	5	0	0	0	0	0	0	1	0	10-0	11-2	0	1.73
Feb 24	vs Georgia State	7.0	2	1	1	3	6	0	0	0	0	0	0	0	0	5-1	12-2	1	1.67
Feb 27	at Radford	5.0	3	0	0	1	6	1	0	0	0	0	0	0	0	10-0	13-2	1	1.58
Mar 01	at Georgia	8.0	12	6	3	1	7	4	1	1	0	0	1	1	0	7-6	14-2	2	1.66
Mar 02	vs UAB	7.0	10	6	4	2	2	3	0	0	1	0	0	1	0	8-6	15-2	2	1.81
Mar 02	at Georgia	4.0	8	8	7	2	2	1	1	2	0	0	0	0	0	0-8	15-3	2	2.19
Mar 03	vs UAB	7.0	3	1	1	0	2	2	0	0	0	0	0	0	0	4-1	16-3	2	2.12
*Mar 09	GEORGIA TECH	7.0	10	1	1	0	10	1	0	0	1	0	1	0	0	5-1	17-3	2	2.06
*Mar 10	GEORGIA TECH	7.0	14	10	10	6	9	6	0	5	1	0	0	0	1	7-10	17-4	2	2.47
*Mar 10	GEORGIA TECH	7.0	7	4	4	2	4	0	0	2	0	0	0	0	0	5-4	18-4	2	2.55
*Mar 15	at NC State	7.0	7	2	2	1	7	1	1	1	0	0	0	0	0	4-2	19-4	2	2.52
*Mar 16	at NC State	5.0	3	1	0	2	1	2	0	0	0	0	0	1	0	12-1	20-4	2	2.44
*Mar 17	at NC State	7.0	3	0	0	2	3	0	0	0	0	0	1	1	0	1-0	21-4	2	2.33
Mar 19	BINGHAMTON	5.0	3	0	0	2	6	0	0	0	0	0	1	0	0	12-0	22-4	2	2.26
Mar 19	BINGHAMTON	5.0	2	1	0	3	11	1	0	0	0	0	2	0	0	9-1	23-4	2	2.20
Mar 20	LIPSCOMB	7.0	9	7	3	2	6	2	0	0	0	0	0	0	0	9-7	24-4	2	2.23
*Mar 23	at Pitt	5.0	2	0	0	2	9	0	0	0	0	0	1	0	0	18-0	25-4	2	2.17
*Mar 23	at Pitt	7.0	6	1	1	2	5	0	0	0	0	0	0	1	0	9-1	26-4	2	2.12
*Mar 24	at Pitt	7.0	3	2	2	4	13	0	0	1	1	0	0	1	0	10-2	27-4	2	2.12
Mar 27	RADFORD	5.0	5	0	0	2	6	0	0	0	0	0	0	0	0	8-0	28-4	2	2.07
*Mar 29	LOUISVILLE	7.0	9	7	7	2	6	3	1	0	1	0	1	0	0	5-7	28-5	2	2.23
*Mar 30	LOUISVILLE	5.0	5	1	1	2	7	1	0	1	0	0	1	0	0	10-1	29-5	2	2.21
*Mar 31	LOUISVILLE	6.0	5	5	5	0	8	2	0	1	0	0	2	0	0	13-5	30-5	2	2.31
*Apr 06	at Duke	7.0	5	0	0	2	10	1	0	0	0	0	1	1	0	3-0	31-5	2	2.24
*Apr 06	at Duke	7.0	4	0	0	0	7	0	0	0	0	0	2	0	0	6-0	32-5	2	2.17
*Apr 07	at Duke	7.0	3	1	0	4	5	2	0	0	1	0	2	0	0	2-1	33-5	2	2.11
Totals		239.0	195	100	72	78	248	39	5	14	14	0	26	10	1	282-100	33-5	2	2.11



### OPPONENT GAME-BY-GAME BATTING

Date	Opponent	ab	r	h	rbi	2b	3b	hr	tb	bb	ibb	sb	cs	hbp	sac	sf	gdp	k	po	a	e	lob	avg
Feb 08	vs Wichita State	21	3	6	3	2	0	0	8	5	0	0	0	0	0	0	0	7	15	3	0	8	.286
Feb 08	vs Central Michigan	23	0	2	0	0	0	0	2	1	0	0	0	1	0	0	0	13	18	3	2	4	.182
Feb 09	vs Purdue	28	5	5	4	1	0	0	6	4	0	0	0	0	0	0	0	3	21	11	0	6	.181
Feb 09	at Col. of Charleston	16	0	1	0	0	0	0	1	1	0	0	0	1	0	0	0	7	15	5	2	3	.159
Feb 10	vs Purdue	24	0	3	0	0	0	0	3	1	0	0	0	0	0	0	0	10	18	6	0	4	.152
Feb 16	vs Detroit Mercy	14	0	0	0	0	0	0	0	1	0	0	0	0	0	0	0	9	15	6	1	0	.135
Feb 16	at Charleston So.	23	0	2	0	0	0	0	2	0	0	0	0	0	0	0	0	5	21	14	1	2	.128
Feb 17	vs ETSU	27	3	6	2	1	0	0	7	1	0	0	0	1	0	0	0	4	21	5	0	5	.142
Feb 17	at Charleston So.	21	0	0	0	0	0	0	0	2	0	0	0	0	0	0	0	13	21	8	1	2	.127
Feb 22	vs Texas State	21	17	6	17	2	0	0	8	12	0	1	0	4	0	1	0	2	15	3	0	6	.142
Feb 22	at South Florida	27	7	11	7	0	1	0	13	0	0	0	1	2	0	1	0	3	21	3	0	5	.171
Feb 23	vs Georgia State	25	0	4	0	0	0	0	4	0	0	0	0	1	0	0	0	9	21	7	0	5	.170
Feb 23	vs Texas State	24	0	6	0	0	0	0	6	1	0	1	0	0	0	0	0	5	18	8	1	7	.177
Feb 24	vs Georgia State	26	1	2	1	0	0	0	2	3	0	2	0	0	0	0	0	6	18	7	1	7	.169
Feb 27	at Radford	18	0	3	0	1	0	0	4	1	0	0	0	0	0	0	0	6	15	7	2	4	.169
Mar 01	at Georgia	35	6	12	6	4	1	1	21	1	0	0	0	1	0	0	1	7	24	5	0	7	.185
Mar 02	vs UAB	31	6	10	6	3	0	0	13	2	0	1	0	0	0	0	1	2	21	8	1	6	.196
Mar 02	at Georgia	19	8	8	8	1	1	2	17	2	0	1	0	0	1	1	0	2	15	8	0	3	.206
Mar 03	vs UAB	24	1	3	1	2	0	0	5	0	0	0	0	0	0	0	0	2	18	7	1	2	.201
*Mar 09	GEORGIA TECH	31	1	10	1	1	0	0	11	0	0	1	0	1	0	0	0	10	18	6	1	10	.209
*Mar 10	GEORGIA TECH	32	10	14	10	6	0	5	35	6	1	1	1	0	1	1	0	9	21	13	0	9	.224
*Mar 10	GEORGIA TECH	27	4	7	4	0	0	2	13	2	0	1	0	0	0	0	0	4	20	5	1	4	.225
*Mar 15	at NC State	28	2	7	2	1	1	1	13	1	0	0	0	0	0	0	0	7	21	6	2	6	.227
*Mar 16	at NC State	17	1	3	1	2	0	0	5	2	0	0	0	0	0	0	0	1	15	5	1	3	.225
*Mar 17	at NC State	22	0	3	0	0	0	0	3	2	0	0	0	1	0	0	1	3	21	2	0	4	.222
Mar 19	BINGHAMTON	19	0	3	0	0	0	0	3	2	0	3	0	1	0	0	0	6	12	4	2	7	.220
Mar 19	BINGHAMTON	18	1	2	0	1	0	0	3	3	0	1	0	2	0	0	0	11	14	2	3	7	.217
Mar 20	LIPSCOMB	32	7	9	6	2	0	0	11	2	0	2	0	0	0	0	0	6	18	6	1	6	.220
*Mar 23	at Pitt	17	0	2	0	0	0	0	2	2	0	0	0	1	0	0	0	9	15	6	1	5	.217
*Mar 23	at Pitt	25	1	6	1	0	0	0	6	2	0	0	0	0	0	0	1	5	21	5	1	5	.218
*Mar 24	at Pitt	23	2	3	2	0	0	1	6	4	0	1	0	0	1	0	1	13	21	4	0	5	.215
Mar 27	RADFORD	21	0	5	0	0	0	0	5	2	0	0	0	0	0	0	0	6	12	5	0	8	.216
*Mar 29	LOUISVILLE	31	7	9	7	3	1	0	14	2	0	4	0	1	0	0	0	6	21	7	1	6	.219
*Mar 30	LOUISVILLE	19	1	5	1	1	0	1	9	2	0	0	0	1	1	0	0	7	12	4	3	7	.220
*Mar 31	LOUISVILLE	23	5	5	5	2	0	1	10	0	0	1	0	2	0	0	0	8	15	4	1	2	.220
*Apr 06	at Duke	24	0	5	0	1	0	0	6	2	0	2	1	1	0	0	0	10	21	2	0	6	.220
*Apr 06	at Duke	25	0	4	0	0	0	0	4	0	0	0	0	2	0	0	0	7	21	6	0	6	.218
*Apr 07	at Duke	24	1	3	0	2	0	0	5	4	0	0	1	2	0	0	0	5	21	6	0	8	.215
Totals		905	100	195	95	39	5	14	286	78	1	23	4	26	4	4	5	248	691	222	31	200	.215





### OPPONENT GAME-BY-GAME PITCHING

Date	Opponent	ip	h	r	er	bb	so	2b	3b	hr	wp	bk	hbp	dp	ibb	score	w-l	sv	era
Feb 08	vs Wichita State	5.0	13	11	11	1	3	4	0	1	1	0	1	0	0	3-11	0-1	0	15.40
Feb 08	vs Central Michigan	6.0	10	6	5	2	1	0	0	2	0	0	1	2	0	0-6	0-2	0	10.18
Feb 09	vs Purdue	7.0	11	7	7	4	0	4	0	1	2	0	0	0	0	5-7	0-3	0	8.94
Feb 09	at Col. of Charleston	5.0	13	13	11	5	0	1	0	0	1	0	0	1	0	0-13	0-4	0	10.35
Feb 10	vs Purdue	6.0	12	5	5	7	1	5	1	0	1	0	0	1	0	0-5	0-5	0	9.41
Feb 16	vs Detroit Mercy	5.0	17	13	12	2	2	2	0	2	0	0	0	1	0	0-13	0-6	0	10.50
Feb 16	at Charleston So.	7.0	10	4	3	2	2	1	0	0	0	0	0	0	0	0-4	0-7	0	9.22
Feb 17	vs ETSU	7.0	15	8	8	5	3	2	0	2	1	0	2	0	0	3-8	0-8	0	9.04
Feb 17	at Charleston So.	7.0	14	10	9	6	1	4	0	2	0	0	0	1	0	0-10	0-9	0	9.04
Feb 22	vs Texas State	5.0	6	5	5	3	4	0	0	1	0	0	1	0	0	17-5	1-9	0	8.87
Feb 22	at South Florida	7.0	5	2	2	3	3	0	0	1	0	0	1	1	0	7-2	2-9	0	8.15
Feb 23	vs Georgia State	7.0	10	6	6	3	2	0	0	2	1	0	1	0	0	0-6	2-10	0	7.95
Feb 23	vs Texas State	6.0	10	10	10	2	2	2	0	3	0	0	2	0	0	0-10	2-11	0	8.23
Feb 24	vs Georgia State	6.0	10	5	5	3	2	0	0	1	0	0	0	0	0	1-5	2-12	0	8.06
Feb 27	at Radford	5.0	8	10	7	4	3	1	0	3	0	0	2	0	0	0-10	2-13	0	8.15
Mar 01	at Georgia	8.0	11	7	7	5	8	5	1	1	1	0	1	0	0	6-7	2-14	0	7.99
Mar 02	vs UAB	7.0	11	8	7	3	6	1	0	3	2	0	2	0	0	6-8	2-15	0	7.92
Mar 02	at Georgia	5.0	1	0	0	2	2	1	0	0	0	0	0	0	0	8-0	3-15	0	7.57
Mar 03	vs UAB	6.0	7	4	4	2	5	0	0	2	0	0	0	0	0	1-4	3-16	0	7.42
*Mar 09	Georgia Tech	6.0	6	5	3	1	4	1	0	1	0	0	1	0	0	1-5	3-17	0	7.23
*Mar 10	Georgia Tech	7.0	8	7	7	6	3	1	0	3	3	0	0	0	0	10-7	4-17	0	7.22
*Mar 10	Georgia Tech	6.2	7	5	4	1	7	1	0	2	1	0	0	0	0	4-5	4-18	0	7.07
*Mar 15	at NC State	7.0	6	4	1	3	6	1	0	0	1	0	0	1	0	2-4	4-19	0	6.77
*Mar 16	at NC State	5.0	11	12	11	4	3	0	1	5	1	0	0	0	0	1-12	4-20	0	7.06
*Mar 17	at NC State	7.0	2	1	1	4	9	0	1	0	1	0	2	0	0	0-1	4-21	0	6.79
Mar 19	Binghamton	4.0	10	12	6	5	3	2	1	3	0	0	1	1	0	0-12	4-22	0	6.88
Mar 19	Binghamton	4.2	9	9	7	5	7	3	0	1	1	0	0	0	0	1-9	4-23	0	6.99
Mar 20	Lipscomb	6.0	11	9	9	3	2	3	0	4	0	0	0	0	0	7-9	4-24	0	7.11
*Mar 23	at Pitt	5.0	14	18	18	7	2	0	0	5	1	0	0	2	0	0-18	4-25	0	7.63
*Mar 23	at Pitt	7.0	12	9	8	3	8	3	0	1	2	0	0	0	0	1-9	4-26	0	7.64
*Mar 24	at Pitt	7.0	11	10	10	5	3	4	0	2	0	0	1	0	0	2-10	4-27	0	7.73
Mar 27	Radford	4.0	12	8	8	1	0	4	0	2	1	0	1	0	0	0-8	4-28	0	7.86
*Mar 29	Louisville	7.0	9	5	4	1	8	2	0	1	1	0	0	0	0	7-5	5-28	0	7.72
*Mar 30	Louisville	4.0	9	10	5	3	2	2	0	2	0	0	1	0	0	1-10	5-29	0	7.74
*Mar 31	Louisville	5.0	11	13	11	4	5	1	0	4	0	0	0	0	0	5-13	5-30	0	7.93
*Apr 06	at Duke	7.0	6	3	3	3	8	1	0	0	0	0	1	0	0	0-3	5-31	0	7.77
*Apr 06	at Duke	7.0	12	6	6	1	4	1	0	1	1	0	0	0	0	0-6	5-32	0	7.71
*Apr 07	at Duke	7.0	5	2	2	2	5	1	1	1	0	0	0	0	0	1-2	5-33	0	7.54
Totals		230.1	365	282	248	126	139	64	6	65	24	0	22	11	0	100-282	5-33	0	7.54



**GAME-BY-GAME LEADERS**

<b>Opponent</b>	<b>Date</b>	<b>Hits</b>	<b>Runs</b>	<b>BB</b>	<b>RBI</b>	<b>HR</b>	<b>SB</b>	<b>Ks</b>	<b>IP</b>
[RV/RV] Wichita State	2/8/19	3 - Lattin	3 - Nolan	1 - Nolan	3 - Nolan	1 - Nolan	1 - Nolan	7 - Eberle	5.0 - Eberle
Central Michigan	2/8/19	2 - (3 players)	2 - Nolan	1 - (2 players)	2 - (2 players)	1 - (2 players)	None	13 - Rochard	7.0 - Rochard
Purdue	2/9/19	3 - Bennett	2 - (2 players)	2 - Velazquez	2 - (2 players)	1 - Lattin	1 - (3 players)	3 - Eberle	7.0 - Rochard
College of Charleston	2/9/19	3 - (2 players)	2 - (2 players)	2 - Trull	3 - Velazquez	None	1 - (3 players)	7 - Rochard	5.0 - Rochard
Purdue	2/10/19	3 - Strouth	3 - Velazquez	2 - Trull	3 - Strouth	None	2 - Banks	10 - Rochard	7.0 - Rochard
Detroit Mercy	2/16/19	3 - (2 players)	3 - Banks	1 - (2 players)	3 - (2 players)	1 - (2 players)	1 - (2 players)	9 - Rochard	5.0 - Rochard
Charleston Southern	2/16/19	3 - Strouth	2 - Trull	1 - (2 players)	2 - Strouth	None	1 - Nolan	5 - Eberle	7.0 - Eberle
ETSU	2/17/19	4 - Trull	3 - Lawter	1 - 5 players	3 - Trull	1 - (2 players)	1 - (2 players)	4 - Eberle	7.0 - Eberle
Charleston Southern	2/17/19	2 - (3 players)	2 - Bailey	2 - Duff	3 - Slaw	1 - (2 players)	1 - (2 players)	13 - Rochard	7.0 - Rochard
--/[RV] Texas State	2/22/19	2 - Bennett	1 - (5 players)	1 - (3 players)	2 - (2 players)	1 - Chavez	1 - Kalt	1 - (2 players)	3.2 - Rochard
USF	2/22/19	2 - Trull	1 - (2 players)	1 - (3 players)	2 - Trull	1 - Trull	None	3 - Eberle	6.0 - Eberle
Georgia State	2/23/19	3 - Strouth	2 - Strouth	1 - (3 players)	2 - Strouth	1 - (2 players)	1 - (2 players)	9 - Rochard	7.0 - Rochard
--/[RV] Texas State	2/23/19	3 - Bennett	3 - (2 players)	1 - (2 players)	4 - Bennett	2 - Bennett	1 - (2 players)	5 - Eberle	6.0 - Eberle
Georgia State	2/24/19	3 - Trull	1 - (5 players)	1 - (3 players)	2 - Lawter	1 - Lawter	1 - (4 players)	4 - Rochard	4.0 - Eberle
Radford	2/27/19	3 - Nolan	3 - Nolan	1 - (4 players)	3 - Nolan	2 - Nolan	1 - Lawter	5 - Rochard	3.0 - Rochard
No. 8/8 Georgia	3/1/19	4 - Trull	2 - (2 players)	2 - Bennett	3 - Trull	1 - Bennett	None	6 - Eberle	7.0 - Eberle
UAB	3/2/19	2 - (4 players)	3 - Trull	1 - (3 players)	3 - Nolan	2 - Nolan	None	2 - Eberle	6.1 - Eberle
No. 8/8 Georgia	3/2/19	1 - Velazquez	None	1 - (2 players)	None	None	None	2 - Rochard	4.0 - Rochard
UAB	3/3/19	2 - Bennett	1 - (4 players)	1 - (2 players)	2 - Strouth	1 - (2 players)	None	2 - Rochard	7.0 - Rochard
Georgia Tech	3/9/19	2 - (2 players)	1 - (5 players)	1 - Bennett	3 - Trull	None	None	10 - Eberle	7.0 - Eberle
Georgia Tech	3/10/19	2 - (2 players)	2 - Bailey	1 - (6 players)	4 - Velazquez	1 - (3 players)	1 - Velazquez	9 - Rochard	5.0 - Rochard
Georgia Tech	3/10/19	2 - Bailey	1 - (5 players)	1 - Strouth	2 - Strouth	1 - (2 players)	1 - Kalt	4 - Eberle	7.0 - Eberle
NC State	3/15/19	2 - Strouth	2 - Banks	2 - Velazquez	1 - 3 (players)	None	None	7 - Eberle	7.0 - Eberle
NC State	3/16/19	3 - Trull	3 - Velazquez	2 - Nolan	4 - Strouth	1 - (5 players)	None	1 - Eberle	5.0 - Eberle
NC State	3/17/19	1 - (2 players)	1 - Bennett	1 - (4 players)	1 - Bailey	None	None	3 - Eberle	7.0 - Eberle
Binghamton	3/19/19	3 - Lawter	2 - (4 players)	2 - Bailey	4 - Lawter	2 - Lawter	1 - Banks	5 - Eberle	4.0 - Eberle
Binghamton	3/19/19	2 - (2 players)	2 - (2 players)	1 - (5 players)	4 - Strouth	1 - Duff	1 - (3 players)	11 - Rochard	5.0 - Rochard
Lipscomb	3/20/19	3 - (2 players)	2 - (3 players)	1 - (3 players)	4 - Strouth	1 - (4 players)	None	6 - Eberle	7.0 - Eberle
Pitt	3/23/19	2 - (4 players)	3 - Bennett	3 - Bennett	4 - Strouth	1 - (5 players)	None	0 - Rochard	5.0 - Rochard
Pitt	3/23/19	3 - Trull	2 - Bailey	1 - (3 players)	3 - Bennett	1 - Bennett	1 - Trull	5 - Eberle	7.0 - Eberle
Pitt	3/24/19	2 - (4 players)	2 - (2 players)	2 - (2 players)	3 - (2 players)	1 - (2 players)	1 - (4 players)	13 - Rochard	7.0 - Rochard
Radford	3/27/19	2 - (2 players)	1 - (8 players)	1 - Chavez	4 - Nolan	1 - (2 players)	1 - Velazquez	6 - Eberle	5.0 - Eberle
Louisville	3/29/19	2 - (2 players)	1 - (5 players)	1 - Velazquez	2 - Bennett	1 - Bennett	None	6 - Eberle	7.0 - Eberle
Louisville	3/30/19	2 - (3 players)	2 - (2 players)	1 - (3 players)	4 - Bennett	1 - (2 players)	1 - Kalt	7 - Rochard	5.0 - Rochard
Louisville	3/31/19	2 - (3 players)	3 - Bailey	1 - (4 players)	4 - Nolan	1 - (4 players)	1 - Johnson	8 - Rochard	6.0 - Rochard
Duke	4/6/19	2 - (2 players)	1 - (3 players)	2 - Bailey	1 - (3 players)	None	None	10 - Eberle	7.0 - Eberle
Duke	4/6/19	3 - Strouth	2 - Velazquez	1 - Lawter	2 - (2 players)	1 - Nolan	None	7 - Rochard	7.0 - Rochard
Duke	4/7/19	2 - (2 players)	2 - Nolan	1 - (2 players)	1 - (2 players)	1 - Nolan	None	5 - Eberle	7.0 - Eberle



**GAME-BY-GAME STARTERS**

<b>Opponent</b>	<b>Date</b>	<b>P</b>	<b>C</b>	<b>1B</b>	<b>2B</b>	<b>3B</b>	<b>SS</b>	<b>LF</b>	<b>CF</b>	<b>RF</b>	<b>DP</b>
[RV/RV] Wichita State	2/8/19	Eberle	Duff	Walton	Lattin	Bennett	Nolan	Strouth	Banks	Davis	Velazquez
Central Michigan	2/8/19	Rochard	Lawter	Bailey	Lattin	Bennett	Nolan	Strouth	Davis	Velazquez	Slaw
Purdue	2/9/19	Eberle	Lawter	Walton	Lattin	Bennett	Nolan	Strouth	Banks	Velazquez	Slaw
College of Charleston	2/9/19	Rochard	Duff	Walton	Bailey	Bennett	Nolan	Strouth	Trull	Velazquez	Slaw
Purdue	2/10/19	Rochard	Duff	Walton	Banks	Bennett	Nolan	Strouth	Trull	Velazquez	Slaw
Detroit Mercy	2/16/19	Rochard	Duff	Walton	Banks	Bennett	Nolan	Strouth	Trull	Velazquez	Slaw
Charleston Southern	2/16/19	Eberle	Lawter	Bailey	Banks	Bennett	Nolan	Strouth	Trull	Velazquez	Duff
ETSU	2/17/19	Eberle	Lawter	Bailey	Banks	Bennett	Nolan	Strouth	Trull	Velazquez	Duff
Charleston Southern	2/17/19	Rochard	Duff	Bailey	Banks	Bennett	Nolan	Strouth	Trull	Velazquez	Walton
--/[RV] Texas State	2/22/19	Rochard	Duff	Walton	Banks	Bennett	Nolan	Strouth	Trull	Velazquez	Slaw
USF	2/22/19	Eberle	Lawter	Bailey	Banks	Bennett	Nolan	Strouth	Trull	Velazquez	Davis
Georgia State	2/23/19	Rochard	Duff	Bailey	Banks	Bennett	Nolan	Strouth	Trull	Velazquez	Chavez
--/[RV] Texas State	2/23/19	Eberle	Lawter	Bailey	Banks	Bennett	Nolan	Strouth	Trull	Velazquez	Davis
Georgia State	2/24/19	Eberle	Lawter	Bailey	Banks	Bennett	Nolan	Strouth	Trull	Velazquez	Davis
Radford	2/27/19	Rochard	Lawter	Bailey	Banks	Bennett	Nolan	Strouth	Trull	Velazquez	Davis
No. 8/8 Georgia	3/1/19	Eberle	Lawter	Bailey	Banks	Bennett	Nolan	Strouth	Trull	Velazquez	Duff
UAB	3/2/19	Eberle	Duff	Bailey	Banks	Bennett	Nolan	Strouth	Trull	Velazquez	Davis
No. 8/8 Georgia	3/2/19	Rochard	Lawter	Bailey	Banks	Bennett	Nolan	Strouth	Trull	Velazquez	Slaw
UAB	3/3/19	Rochard	Lawter	Bailey	Banks	Bennett	Nolan	Strouth	Trull	Velazquez	Slaw
Georgia Tech	3/9/19	Eberle	Lawter	Bailey	Banks	Bennett	Nolan	Strouth	Trull	Velazquez	Davis
Georgia Tech	3/10/19	Rochard	Duff	Bailey	Banks	Bennett	Nolan	Strouth	Trull	Velazquez	Davis
Georgia Tech	3/10/19	Eberle	Lawter	Bailey	Banks	Bennett	Nolan	Strouth	Trull	Velazquez	Walton
NC State	3/15/19	Eberle	Lawter	Bailey	Banks	Bennett	Nolan	Strouth	Trull	Velazquez	Walton
NC State	3/16/19	Rochard	Lawter	Bailey	Banks	Bennett	Nolan	Strouth	Trull	Velazquez	Duff
NC State	3/17/19	Eberle	Lawter	Bailey	Banks	Bennett	Nolan	Strouth	Trull	Velazquez	Duff
Binghamton	3/19/19	Eberle	Lawter	Bailey	Banks	Bennett	Nolan	Strouth	Trull	Davis	Chavez
Binghamton	3/19/19	Rochard	Duff	Bailey	Banks	Bennett	Nolan	Strouth	Davis	Velazquez	Chavez
Lipscomb	3/20/19	Rochard	Lawter	Bailey	Banks	Bennett	Nolan	Strouth	Trull	Velazquez	Chavez
Pitt	3/23/19	Rochard	Lawter	Bailey	Banks	Bennett	Nolan	Strouth	Trull	Velazquez	Chavez
Pitt	3/23/19	Eberle	Lawter	Bailey	Banks	Bennett	Nolan	Strouth	Trull	Velazquez	Chavez
Pitt	3/24/19	Rochard	Lawter	Bailey	Banks	Bennett	Nolan	Strouth	Trull	Velazquez	Chavez
Radford	3/27/19	Eberle	Lawter	Bailey	Banks	Bennett	Nolan	Strouth	Trull	Velazquez	Chavez
Louisville	3/29/19	Eberle	Lawter	Slaw	Bailey	Bennett	Nolan	Strouth	Trull	Velazquez	Chavez
Louisville	3/30/19	Rochard	Lawter	Slaw	Bailey	Bennett	Nolan	Strouth	Trull	Velazquez	Chavez
Louisville	3/31/19	Rochard	Lawter	Slaw	Bailey	Bennett	Nolan	Strouth	Trull	Velazquez	Walton
Duke	4/6/19	Eberle	Lawter	Slaw	Bailey	Bennett	Nolan	Strouth	Trull	Velazquez	Chavez
Duke	4/6/19	Rochard	Lawter	Slaw	Bailey	Bennett	Nolan	Strouth	Trull	Velazquez	Duff
Duke	4/7/19	Eberle	Lawter	Slaw	Bailey	Bennett	Nolan	Strouth	Trull	Velazquez	Slaw







## Pete D'AMOUR (Duh-more)

- First season at Virginia Tech
- 3rd as a head coach in Division I
- Led Kennesaw State to its first NCAA Regional appearance
- Went to five super regionals and three Women's CWS at Missouri

### The D'Amour File

#### PERSONAL

BORN: Jan. 7, 1980  
 HOMETOWN: Monrovia, Maryland  
 FAMILY: Wife, Anna  
 COACHING RECORD AT VIRGINIA TECH: 33-5 (1st year)  
 CAREER HEAD COACHING RECORD: 112-42 (.727)

#### EDUCATION

Missouri - Bachelor's Degree in General Studies  
 Missouri - Master's Degree in Sports Psychology  
 JOINED TECH STAFF: May 31, 2018  
 YEARS OF COLLEGIATE HEAD COACHING: 2  
 YEARS OF COLLEGIATE COACHING: 12

#### COACHING HISTORY

2019- Virginia Tech (Head Coach)  
 2017-18 Kennesaw State (Head Coach)  
 2015-16 Missouri (Associate Head Coach)  
 2009-14 Missouri (Assistant Coach)  
 2007-08 Missouri (Volunteer Assistant Coach)

#### PLAYING HISTORY

Played SS and P in men's fastpitch for seven seasons  
 MVP of the 2007 NSA World Series  
 Played baseball at Texas A&M-Corpus Christi & Frostburg State

#### POSTSEASON EXPERIENCE

KSU 2018 (Regional - Tallahassee, Fla.)  
 2017 (NISC Semifinals - Lynchburg, Tenn.)

Missouri 2016 (Supers - Ann Arbor, Mich.)  
 2015 (Supers - Los Angeles, Calif.)  
 2014 (Regional - Columbia, Mo.)  
 2013 (Supers - Columbia, Mo.)  
 2012 (Supers - Columbia, Mo.)  
 2011 (WCWS - Oklahoma City, Okla.)  
 2010 (WCWS - Oklahoma City, Okla.)  
 2009 (WCWS - Oklahoma City, Okla.)

Virginia Tech Director of Athletics Whit Babcock announced on May 31, 2018, the hiring of head softball coach Pete D'Amour.

D'Amour joins the Hokies after two seasons as the head coach at Kennesaw State, where he led the Owls to a 79-37 record and two postseason appearances. Before taking over the Kennesaw State program in 2017, he earned a reputation as one of the nation's premier recruiters during his 10-year tenure as assistant coach at the University of Missouri, a perennial NCAA tournament participant.

D'Amour coached Kennesaw State to the 2018 Atlantic Sun Conference regular season and tournament championships en route to the program's first NCAA Regional appearance since transitioning to the Division I level in 2006, as the Owls finished the year with a 39-17 record. In his inaugural year as head coach at Kennesaw State in 2017, he guided the Owls to a 40-20 overall record and a berth in the National Invitational Softball Championship.

Prior to accepting the head coaching job at Kennesaw State, D'Amour spent a decade at Missouri as an assistant coach, serving as associate head coach for his final two seasons in 2015-16. During his tenure in Columbia, the Tigers qualified for the NCAA tournament in each of his 10 seasons on the staff, reaching five NCAA super regionals and earning three consecutive trips to the Women's College World Series from 2009-11.

Kennesaw State went 39-17 and 14-3 in the ASUN this past season and earned a No. 3 seed in the Tallahassee Regional. D'Amour was named ASUN Coach of the Year and seven Owls earned ASUN all-conference accolades, including ASUN Pitcher of the Year Alley Cutting and ASUN Freshman of the Year Patricia Awald. Awald was one of 25 finalists up for NFCA National Freshman of the Year. Kennesaw State entered this year's NCAA tournament ranked No. 34 in the RPI, a program-best, while competing in arguably the best mid-major conference in the country.

In D'Amour's first season at Kennesaw State, the Owls went 40-20, the program's first ever 40-win season, and reached the quarterfinals of the National Invitational Softball Championship. The Owls peaked at No. 47 in the RPI and led the ASUN in all major offensive categories, including batting average (.303), runs scored (302), hits (505), doubles (83), triples (19), home runs (45) and slugging percentage (.456). D'Amour also helped Courtney Sutter and seven other student-athletes earn ASUN postseason accolades.

The Monrovia, Maryland native made a name for himself nationally as a staunch recruiter and a developer of pitchers and catchers in his decade on the coaching staff at Missouri. D'Amour, who called pitches for 11 no-hitters with the Tigers, mentored 11 NCAA Division I All-Americans, two SEC Freshmen of the Year, three conference pitchers of the year, a national earned run average leader and a defensive player of the year. The Tigers won two Big 12 championships in 2009 and 2012 and finished in the top three of the SEC twice thanks in large part to D'Amour's connections in the fertile recruiting grounds of California. In two seasons as associate head coach and recruiting coordinator, D'Amour put together FloSoftball's third-ranked recruiting class in 2017, and the Tigers went to back-to-back super regionals. D'Amour was a part of three coaching staffs that earned NFCA Midwest Staff of the Year honors.

D'Amour earned a bachelor's degree in general studies with an emphasis in business, English and history, and a master's degree in sports psychology from the University of Missouri. He started throwing underhand at the age of four while serving as batboy for his father's fast-pitch team. He played shortstop and pitched men's fast pitch for seven seasons, including three in the ISC Travel League and was the MVP of the NSA World Series in 2007. During his last ASA National Tournament, D'Amour hit .500 (7-for-14) with three home runs. He also played one year of college baseball at Texas A&M-Corpus Christi, where he was an infielder, in addition to a one-year stint at Frostburg State.

#### RECORD vs. OPPONENTS

Akron	1-0
Auburn	0-3
Austin Peay	0-1
Belmont	3-0
Bethune-Cookman	1-0
Binghamton	2-0
Bucknell	2-0
Central Michigan	1-0
Charleston Southern	2-0
College of Charleston	1-0
Dartmouth	2-0
DePaul	0-2
Detroit Mercy	3-0
Duke	3-0
East Tennessee State	2-0
Eastern Illinois	1-1
Florida Gulf Coast	4-3
Florida A&M	1-0
Fort Wayne	2-0
Georgia	1-2
Georgia State	7-1
Georgia Tech	3-3
Hofstra	0-1
Illinois	1-1
IUPUI	1-0
Jacksonville	5-2
Jacksonville State	1-2
Lamar	0-1
Liberty	1-2
Lipscomb	6-0
LIU Brooklyn	1-0
Louisville	2-1
Marist	2-0
Michigan State	2-0
Morehead State	2-1
NC State	4-1
Omaha-Nebraska	1-0
Niagara	1-0
North Florida	5-2
Northern Iowa	0-1
Pitt	3-0
Purdue	2-0
Quinnipiac	0-1
Radford	4-1
Rutgers	0-2
Samford	1-0
South Carolina State	1-0
Southeast Missouri State	1-0
St. Louis	1-0
Stetson	5-1
Tennessee Tech	1-0
Texas State	1-1
UAB	5-0
UConn	2-0
UNC Greensboro	0-1
USC Upstae	5-3
USF	0-1
Weber State	1-0
Wichita State	1-0
WKU	1-0





**JADA CRITTENDON** (Jay-duh)

r-Freshman | 5-1  
OF | R/R

Granby HS  
Norfolk, Va.

Major: Architecture

00

**2017-18 ACC Academic Honor Roll**

**AT THE PLATE**

- Has played in five games this year.
- Got her first career stolen base against Binghamton (3/19) in game two of the doubleheader.
- In her first at-bat as a Hokie, turned in a hit with a slap through the left side in the first game versus Binghamton (3/19).
- Redshirted last season.
- Two-time all-conference and one-time all-region at Granby.
- Played travel ball for coach Chris Smith and the Orion Hunter 18U.
- Her uncle, Kevin, ran track at North Carolina and was a three-time ACC outdoor champion in the triple jump.

**SEASON/CAREER HIGHS**

Hits 1 vs. Binghamton [1] (3/19/19)  
Runs  
RBIs  
HRs  
Walks  
Stolen Bases 1 vs. Binghamton [2] (3/19/19)  
Hitting Streak

**2019 GAME-BY-GAME STATS**

Date	Opponent	Pos	AB	R	H	RBI	2B	3B	HR	BB	SB	CS	HBP	SAC	SF	GDP	K	PO	A	E	Avg
Mar 19	BINGHAMTON-1	ph	1	0	1	0	0	0	0	0	0	0	0	0	0	0	0	0	0	0	1.000
Mar 19	BINGHAMTON-2	pr/dh	1	0	0	0	0	0	0	0	0	1	0	0	0	0	0	0	0	0	.500
Mar 20	LIPSCOMB	pr	0	0	0	0	0	0	0	0	0	0	0	0	0	0	0	0	0	0	.500
Mar 27	RADFORD	pr	0	0	0	0	0	0	0	0	0	0	0	0	0	0	0	0	0	0	.500
Mar 30	LOUISVILLE	pr	0	0	0	0	0	0	0	0	0	0	0	0	0	0	0	0	0	0	.500
Totals		ogs	2	0	1	0	0	0	0	0	0	1	0	0	0	0	0	0	0	0	.500



**JAYME BAILEY** (JAY-me)

Freshman | 5-5  
U | R/R

Hurricane HS  
Scott Depot, W.Va.

Major: University Studies

2

**AT THE PLATE**

- Has played in 35 games and has started at first base in 29 of those games and four at second base.
- Tallied a double and her first career triple at Duke (4/7), marking her third career game of owning two extra-base hits.
- Scored three runs and had two hits against Louisville (3/31).
- Had a two-run home run versus Radford (3/27).
- Brought in the game-winning run off a sacrifice fly and got on base with one walk at NC State (3/17).
- Turned in a two-run home run against NC State (3/16).
- Registered two home runs in a doubleheader vs. Georgia Tech (3/10), with one in each game.
- Posted two hits, a walk and the first RBI of her career against ETSU (2/17).
- Four-year letterwinner at Hurricane High School for coaches Josh Caldwell and Meghan Stevens.
- Four-time WVSSAC AAA state champion.
- Triple crown 16U national champion in Austin, Texas in 2017 with Beverly Bandits.
- PGF 16U Premier national champion in Huntington Beach, California in 2017 with the Beverly Bandits.

**SEASON/CAREER HIGHS**

Hits 3 vs. Lipscomb (3/20/19)  
Runs 3 vs Louisville (3/31/19)  
RBIs 2, 4x, last vs. Radford (3/27/19)  
HRs 1, 6x, last vs. Louisville (3/30/19)  
Walks 2, 2x last at vs. Pitt {3} (3/24/19)  
Stolen Bases  
Hitting Streak 6 games (3/19/19-3/24/19)

**2019 GAME-BY-GAME STATS**

Date	Opponent	Pos	AB	R	H	RBI	2B	3B	HR	BB	SB	CS	HBP	SAC	SF	GDP	K	PO	A	E	Avg
Feb 08	vs Wichita State	pr/1b	0	1	0	0	0	0	0	0	0	0	0	0	0	0	0	0	0	0	.000
Feb 08	vs Central Michigan	*1b	2	0	0	0	0	0	0	0	0	0	0	0	0	0	0	0	0	0	.000
Feb 09	vs Purdue	2b	1	0	0	0	0	0	0	0	0	0	0	0	0	0	0	0	0	0	.000
Feb 09	at Col. of Charleston	*2b	2	1	0	0	0	0	0	0	0	0	0	0	0	0	0	0	0	1	.000
Feb 16	at Charleston So.	*1b	3	0	1	0	0	0	0	0	0	0	0	0	0	0	0	0	0	14	.125
Feb 17	vs ETSU	*1b	3	2	2	1	0	0	0	1	0	0	0	0	0	0	0	0	0	11	.273
Feb 17	at Charleston So.	*1b	3	2	2	0	0	0	0	1	0	0	0	0	0	0	0	0	0	3	.357
Feb 22	at South Florida	*1b	4	0	1	0	0	0	0	0	1	0	0	0	0	0	0	0	0	8	.333
Feb 23	vs Georgia State	*1b	2	0	1	0	0	0	0	1	0	0	0	0	0	0	0	0	0	2	.368
Feb 23	vs Texas State	*1b	3	1	1	1	0	0	0	0	0	0	0	0	0	0	0	0	0	10	.364
Feb 24	vs Georgia State	*1b	0	1	0	0	0	0	0	1	0	0	0	0	0	0	0	0	0	4	.000
Feb 27	at Radford	*1b	4	0	1	0	0	0	0	0	0	0	0	0	0	0	0	0	0	9	.321
Mar 01	at Georgia	*1b	3	0	2	0	0	0	0	0	0	0	0	0	0	0	0	0	0	10	.355
Mar 02	at Georgia	*1b	2	0	0	0	0	0	0	0	0	0	0	0	0	0	0	0	0	2	.333
Mar 03	vs UAB	*1b	3	0	1	0	0	0	0	0	0	0	0	0	0	0	0	0	0	1	.333
Mar 09	GEORGIA TECH	*1b	1	0	0	0	0	0	0	0	0	0	0	0	0	0	0	0	0	8	.324
Mar 10	GEORGIA TECH-1	*1b	3	2	1	2	0	0	1	1	0	0	0	0	0	0	0	0	0	3	.325
Mar 10	GEORGIA TECH-2	*1b	0	1	2	1	0	0	1	0	0	0	0	0	0	0	0	0	0	14	.348
Mar 15	at NC State	*1b	3	0	1	0	0	0	0	0	0	0	0	0	0	0	0	0	0	11	.348
Mar 16	at NC State	*1b	3	1	1	2	0	0	1	0	0	0	0	0	0	0	0	0	0	11	.347
Mar 17	at NC State	*1b	1	0	0	1	0	0	0	1	0	0	0	0	0	0	0	0	0	1	.340
Mar 19	BINGHAMTON-1	*1b	1	2	1	0	0	0	0	2	0	0	0	0	0	0	0	0	0	2	.353
Mar 19	BINGHAMTON-2	*1b	2	0	1	0	0	0	0	0	0	0	0	0	0	0	0	0	0	0	.358
Mar 20	LIPSCOMB	*1b	4	1	3	2	0	0	1	0	0	0	0	0	0	0	0	0	0	8	.386
Mar 23	at Pitt-1	*1b	4	2	1	0	0	0	0	0	0	0	0	0	0	0	0	0	0	10	.393
Mar 23	at Pitt-2	*1b	4	2	2	0	1	0	0	0	0	0	0	0	0	0	0	0	0	10	.400
Mar 24	at Pitt	*1b	2	2	1	0	0	0	0	2	0	0	0	0	0	0	0	0	0	1	.403
Mar 27	RADFORD	*1b	2	1	2	0	0	0	0	0	0	0	0	0	0	0	0	0	0	2	.400
Mar 29	LOUISVILLE	*2b	4	0	0	0	0	0	0	0	0	0	0	0	0	0	0	0	0	1	.378
Mar 30	LOUISVILLE	*2b	3	2	2	1	1	0	0	1	0	0	0	0	0	0	0	0	0	3	.390
Mar 31	LOUISVILLE	*2b	3	3	2	0	1	0	0	1	0	0	0	0	0	0	0	0	0	1	.400
Apr 06	at Duke-1	*1b	1	0	0	0	0	0	0	2	0	0	0	0	0	0	0	0	0	0	.390
Apr 06	at Duke-2	*1b	4	1	2	0	0	0	0	0	0	0	0	0	0	0	0	0	0	5	.395
Apr 07	at Duke	*1b	3	0	2	0	1	1	0	0	0	0	0	0	0	0	0	0	0	8	.404
Totals		33gs	89	29	36	15	9	1	6	14	0	3	4	2	1	1	5	203	7	3	.404





KEELY ROCHARAD (KEY-lee row-SHARD)

Sophomore | 5-8  
P | R/R

Warhill HS  
Williamsburg, Va.

Major: Management

3

NFCA DI National Pitcher of the Week (2/19/19)  
Fastpitch News DI Pitcher of the Week (2/19/19)  
2x ACC Co-Pitcher of the Week (2/12/19) & (2/19/19)

IN THE CIRCLE

- Has played in 20 games, starting 18 of those in the circle.
- Threw a four-hitter with seven strikeouts in her shutout at Duke (4/6).
- Racked up 15 Ks in two win in the circle vs. UofL (3/30-31).
- Tied a career-high 13 strikeouts at Pitt (3/24).
- Lasted 44.0 innings to start the year without giving up an extra-base hit, allowing a double to Radford (2/27) while allowing only two hits in three innings with five strikeouts.
- Threw two no-hitters in consecutive days on Feb. 16-17, becoming only the third player in school history to accomplish the feat and the first since 2000.
- Accomplished shutouts against all three opponents that she faced opening weekend.

SEASON HIGHS

Innings (High) 7.0, 7x, last at Duke (4/6/19)  
Strikeouts (High) 13, 3x, last at Pitt (3/24/19)  
Hits (Low) (Min. 5 IP) 0, 2x, last at Charleston Southern (2/17/19)  
Runs (Low) (Min. 5 IP) 0, 8x, last at Duke (4/6/19)  
Earned Runs (Low) (Min. 5 IP) 0, 10x, last at Duke (4/6/19)  
Walks (Low) (Min. 5 IP) 0, 4x, last at Duke (4/6/19)  
Number of Pitches (High) 115 at Duke (4/6/19)

CAREER HIGHS

Innings 7.0, 8x, last at Duke (4/6/19)  
Strikeouts 13, 3x, last at Pitt (3/24/19)  
Hits (Low) (Min. 5 IP) 0, 4x, last at Georgia State (2/24/19)  
Runs (Low) (Min. 5 IP) 0, 10x, last at Duke (4/6/19)  
Earned Runs (Low) (Min. 5 IP) 0, 12x, last at Duke (4/6/19)  
Walks (Low) (Min. 5 IP) 0, 5x, last at Duke (4/6/19)  
Most Number of Pitches 129 vs. Ball State (3/6/18)

2019 GAME-BY-GAME STATS

Table with columns: Date, Opponent, GS, IP, H, R, ER, BB, SO, 2B, 3B, HR, WP, BK, HBP, IBB, Score, W-L, Sv, ERA, NP. Includes game logs for Feb 08 to Apr 06 and a Totals row.



DARBY TRULL

Sophomore | 5-3  
OF | L/L

Nation Ford HS  
Fort Mill, S.C.

Major: Consumer Studies

4

College Sports Madness ACC Player of the Week (2/18/19)

AT THE PLATE

- Has played in 35 games, drawing 34 starts in center field.
- Went 2 for 4 with two RBIs and a double at Duke (4/6).
- Recorded two hits and two runs versus Louisville (3/31).
- Tied a career high in hits (4) and RBIs (3) at No. 8 Georgia (3/1).
- Tallied an inside the park-home-run versus USF (2/22).
- Racked up nine hits, six RBIs and her first-ever home run at the college level at the Wingate by Wyndham Invitational to earn College Sports Madness ACC Player of the Week.

SEASON HIGHS

Hits 4, 2x, last vs. No. 8 Georgia (3/1/19)  
Runs 3 vs. UAB (3/2/19)  
RBIs 3, 4x, last at NC State (3/16/19)  
HRs 1, 4x, last at NC State (3/16/19)  
Walks 2, 2x, last vs. Purdue (2/10/19)  
Stolen Bases 1, 5x, last at Pitt (3/23/19)  
Hitting Streak 9 games (2/9/10 - 2/23/19)

CAREER HIGHS

Hits 4, 2x, last at No. 8 Georgia (3/1/19)  
Runs 3 vs. UAB (3/2/19)  
RBIs 3, 4x, last at NC State (3/16/19)  
HRs 1, 4x, last at NC State (3/16/19)  
Walks 3 vs. Lamar (2/8/18)  
Stolen Bases 1, 6x, last at Pitt (3/23/19)  
Hitting Streak 9 games (2/9/10 - 2/23/19)

2019 GAME-BY-GAME STATS

Table with columns: Date, Opponent, Pos, AB, R, H, RBI, 2B, 3B, HR, BB, SB, CS, HBP, SAC, SF, GDP, K, PO, A, E, Avg. Includes game logs for Feb 08 to Apr 07 and a Totals row.





**DANI HUGNEY** (HUGH-gknee)

Junior | 5-4  
IF | R/R

Fairfax Station, Va.  
Robinson Secondary School

Major: Biology

5

**2017-18 ACC Academic Honor Roll**

**AT THE PLATE**

- Has played in six games.
- Had an at-bat at Radford (2/27) as a pinch hitter.
- Appeared in one at-bat versus [RV] Texas State (2/22).
- Pinch-hit at Charleston Southern (2/17).
- Singled to right field and scored a run, as well as swiping a base versus Detroit Mercy (2/16).
- Notched one run and one stolen base on the road at College of Charleston (2/9).
- Appeared in four games in 2018.
- Drew two walks and scored two runs against Florida A&M (2/9).
- Came in as a pinch runner at No. 15 Florida State (3/18).
- Went 2 for 2 with doubles and a run scored against Hampton (5/2).

**SEASON HIGHS**

Hits 1 vs. Detroit Mercy (2/16/19)  
Runs 1, 2x, last vs. Detroit Mercy (2/16/19)  
RBIs  
HRs  
Walks  
Stolen Bases 1, 2x, last vs. Detroit Mercy (2/16/19)  
Hitting Streak

**CAREER HIGHS**

Hits 2, 2x, last vs. Hampton (5/2/18)  
Runs 2 vs. Hampton (5/2/18)  
RBIs  
HRs  
Walks 2 vs. Florida A&M (2/9/18)  
Stolen Bases 1, 2x, last vs. Detroit Mercy (2/16/19)  
Hitting Streak

**2019 GAME-BY-GAME STATS**

Date	Opponent	Pos	AB	R	H	RBI	2B	3B	HR	BB	SB	CS	HBP	SAC	SF	GDP	K	PO	A	E	Avg	
Feb 09	at Col. of Charleston	pr	0	1	0	0	0	0	0	0	0	0	0	0	0	0	0	0	0	0	0	1.000
Feb 16	vs Detroit Mercy	ph	1	1	1	0	0	0	0	0	0	0	0	0	0	0	0	0	0	0	0	500
Feb 17	at Charleston So.	ph	1	0	0	0	0	0	0	0	0	0	0	0	0	0	0	0	0	0	0	333
Feb 22	vs Texas State	ph	1	0	0	0	0	0	0	0	0	0	0	0	0	0	0	0	0	0	0	333
Feb 24	vs Georgia State	pr	0	0	0	0	0	0	0	0	0	0	0	0	0	0	0	0	0	0	0	250
Feb 27	at Radford	ph	1	2	1	0	0	0	0	0	0	0	0	0	0	0	0	0	0	0	0	250
Totals		Ugs	4	2	1	0	0	0	0	0	0	0	0	0	0	0	0	0	0	0	0	250



**LAUREN DUFF**

Senior | 5-8  
C | R/R

Hickory HS  
Chesapeake, Va.

Major: Criminology/Sociology

6

**2016 ACC Freshman of the Year**

**2016 NFCA Mid-Atlantic Region third team**

**AT THE PLATE**

- Has played in 20 games, drawing 10 starts at catcher and seven as the designated player.
- Hit her first home run of the season versus Binghamton (3/19), a solo shot to left.
- Belted an RBI double, garnered two walks and a season-high 12 putouts behind the dish at Charleston Southern (2/17).
- Had two hits, including a double versus Purdue (2/10).
- Was not on the team last season.
- In 2017, started all 53 games and set career highs with 48 hits, seven home runs and 21 RBIs.
- In 2016, had a remarkable freshman season, becoming Tech's first-ever ACC Freshman of the Year.
- Owned a team-high .347 batting average, slugging percentage of .605 and five homers.

**SEASON HIGHS**

Hits 2, 3x, last at Charleston Southern (2/16/19)  
Runs 2 vs. Detroit Mercy (2/16/19)  
RBIs 1, 6x, last vs. Binghamton [2] (3/19/19)  
HRs 1 vs. Binghamton [2] (3/19/19)  
Walks 2 at Charleston Southern (2/17/19)  
Stolen Bases  
Hitting Streak 6 games (2/10/19 – 2/17/19)

**CAREER HIGHS**

Hits 3, 4x, last at Western Carolina (4/25/17)  
Runs 3, 2x, last vs. Virginia (4/30/16)  
RBIs 6 vs. Virginia (4/30/16)  
HRs 2, 2x, last vs. Seton Hall (2/26/17)  
Walks 3 vs. Pitt (3/13/16)  
Stolen Bases 1, 3x, last vs. Georgia Tech (3/31/17)  
Hitting Streak 20 games (3/9/16 - 4/10/16)

**2019 GAME-BY-GAME STATS**

Date	Opponent	Pos	AB	R	H	RBI	2B	3B	HR	BB	SB	CS	HBP	SAC	SF	GDP	K	PO	A	E	Avg	
Feb 08	vs Wichita State	*c	2	0	0	0	0	0	0	0	0	0	0	0	0	0	0	0	0	0	0	.000
Feb 08	vs Central Michigan	ph	1	0	0	0	0	0	0	0	0	0	0	0	0	0	0	0	0	0	0	.000
Feb 09	vs Purdue	ph	1	0	0	0	0	0	0	0	0	0	0	0	0	0	0	0	0	0	0	.000
Feb 09	at Col. of Charleston	*c	3	1	1	0	0	0	0	0	0	0	0	0	0	0	0	0	0	0	0	.143
Feb 10	vs Purdue	*c	4	0	2	0	1	0	0	0	0	0	0	0	0	0	0	0	0	0	0	.273
Feb 16	vs Detroit Mercy	*c	4	2	2	1	1	0	0	0	0	0	0	0	0	0	0	0	0	0	0	.333
Feb 16	at Charleston So.	*dh	4	1	2	1	1	0	0	0	0	0	0	0	0	0	0	0	0	0	0	.368
Feb 17	vs ETSU	*dh	3	0	1	1	1	0	0	0	0	0	0	0	0	0	0	0	0	0	0	.364
Feb 17	at Charleston So.	*c	2	1	1	1	0	0	0	0	0	0	0	0	0	0	0	0	0	0	0	.375
Feb 22	vs Texas State	*c	2	0	0	0	0	0	0	0	0	0	0	0	0	0	0	0	0	0	0	.250
Feb 23	vs Georgia State	*c	4	0	1	0	0	0	0	0	0	0	0	0	0	0	0	0	0	0	0	.333
Feb 24	vs Georgia State	*c	1	0	1	0	0	0	0	0	0	0	0	0	0	0	0	0	0	0	0	.355
Mar 01	at Georgia	*dh	2	0	0	0	0	0	0	0	0	0	0	0	0	0	0	0	0	0	0	.333
Mar 02	vs UAB	*c	3	0	0	0	0	0	0	0	0	0	0	0	0	0	0	0	0	0	0	.306
Mar 10	GEORGIA TECH-1	*c	2	0	1	0	0	0	0	0	0	0	0	0	0	0	0	0	0	0	0	.316
Mar 16	at NC State	*dh	3	0	1	0	0	0	0	0	0	0	0	0	0	0	0	0	0	0	0	.317
Mar 17	at NC State	*dh	3	0	0	0	0	0	0	0	0	0	0	0	0	0	0	0	0	0	0	.295
Mar 19	BINGHAMTON-2	*c	2	1	1	1	0	0	0	0	0	0	0	0	0	0	0	0	0	0	0	.304
Mar 24	at Pitt	*ph	1	0	0	0	0	0	0	0	0	0	0	0	0	0	0	0	0	0	0	.298
Apr 06	at Duke-2	*dh	3	0	0	0	0	0	0	0	0	0	0	0	0	0	0	0	0	0	0	.280
Totals		16os	50	6	14	6	4	0	1	4	0	0	0	0	0	0	0	0	0	0	0	.280







**KEARA NAPOLI** (KEER-UH)

Sophomore | 5-6  
P | R/R

Cambridge HS/Georgia  
Alpharetta, Ga.

Masters: Marketing

7

**2018 SEC Academic Honor Roll**

**IN THE CIRCLE**

- Has pitched in four games.
- Came in the final inning versus Binghamton (3/19), allowing two hits and earning her first strikeout of the season to preserve the shutout win.
- Pitched in one inning against UAB (3/2).
- Came in the final inning at Radford (2/27), getting three outs and allowing only one hit to preserve the shutout.
- Debut as a Hokie came in the seventh inning vs. Purdue (2/9).
- Pitched in 8.1 innings in Athens, fanning three batters and only allowing two earned runs.
- Led Cambridge High School to a 102-19 record with a career 1.04 ERA and 908 strikeouts.
- Guided the Bears to a GHSA state championship in 2016. Georgia's Gatorade Player of the Year.
- Won the Atlanta Journal Constitution (AJC) Player of the Year.
- Played on the 2016 USA Elite Select All-America Team.
- Played travel ball with the Ohana Tigers and Atlanta Vipers.
- Father, Joseph, was a body builder.
- Mother, Kerrie, competes in CrossFit Games and is currently ranked No. 43 in the world.

**SEASON HIGHS**

Innings (High) 1.0, 2x, last vs. Binghamton [1] (3/19/19)  
 Strikeouts (High) 1 vs. Binghamton [1] (3/19/19)  
 Hits (Low) (Min. 1 IP) 1 at Radford (2/27/19)  
 Runs (Low) (Min. 1 IP) 1.0, 2x, last vs. Binghamton [1] (3/19/19)  
 Earned Runs (Low) (Min. 1 IP) 1.0, 2x, last vs. BING [1] (3/19/19)  
 Walks (Low) (Min. 1 IP) 0, 2x, last vs. Binghamton [1] (3/19/19)  
 Number of Pitches (High) 19 vs. Binghamton [1] (3/19/19)

**CAREER HIGHS**

Innings (High) 2.0 at Kentucky (4/21/18)  
 Strikeouts (High) 2 vs. Alabama (4/29/18)  
 Hits (Low) (Min. 1 IP) 0 at USC Upstate (4/18/18)  
 Runs (Low) (Min. 1 IP) 0, 6x, last vs. Binghamton [1] (3/19/19)  
 Earned Runs (Low) (Min. 1 IP) 0, 6x, last vs. BING [1] (3/19/19)  
 Walks (Low) (Min. 1 IP) 0, 6x, last vs. Binghamton [1] (3/19/19)  
 Number of Pitches (High): 27 at Northwestern (5/19/18)

**2019 GAME-BY-GAME STATS**

Date	Opponent	GS	IP	H	R	ER	BB	SO	2B	3B	HR	WP	BK	HBP	IBB	Score	W-L	Sv	ERA	NP
Feb 09	vs Purdue	0.0	0.0	0	0	0	3	0	0	0	0	0	0	0	0	7-5	0-0	0	999.00	13
Feb 27	at Radford	1.0	1.0	0	0	0	0	0	0	0	0	0	0	0	0	10-0	0-0	0	14.00	10
Mar 02	vs UAB	0.2	0.2	0	0	0	0	0	0	0	0	0	0	0	0	8-6	0-0	0	25.20	17
Mar 19	BINGHAMTON-1	1.0	1.0	0	0	0	0	0	0	0	0	0	0	0	0	12-0	0-0	0	15.75	19
Totals		0	2.2	0	0	0	3	0	0	0	0	0	0	0	0	37-11	0-0	0	15.75	59



**KELSEY BENNETT**

Freshman | 5-5  
IF | R/R

Buford HS  
Jefferson, Ga.

Major: University Studies

8

**2x ACC Co-Player of the Week (3/5/19) & (4/2/19)**

**AT THE PLATE**

- Has started all 38 games at third base.
- Went 1 for 3 with two RBIs and a sacrifice fly at Duke (4/6).
- Went 2 for 4 with four RBIs and a HR vs. Louisville (3/30).
- Racked up three homers in the Pitt (2/23-34) series.
- Collected two RBIs, two runs scored, one home run and earned two walks against No. 8 Georgia (3/1).
- Tied a career-high three hits, scored a career-best three runs and racked up her most RBIs in game with four against [RV] Texas State (2/23), hitting back-to-back home runs.
- Hit the first home run of her career at Charleston Southern (2/17), a solo homer to left center.
- In her college debut, started it off with a bang, recording two doubles, two RBIs and one run against [RV] Wichita State (2/8).
- Three-time GHSA state champion at Buford High School.
- 2018 Gwinnett County Player of the Year.
- 2018 GHSA AAAAA Player of the Year.
- Brother, Connor, plays in the Cincinnati Reds organization.

**SEASON/CAREER HIGHS**


Hits 3, 2x, last vs. [RV] Texas State (2/23/19)  
 Runs 3, 2x, last at Pitt {1} (3/23/19)  
 RBIs 4, 2x, last vs. Louisville (3/30/19)  
 HRs 2 vs. [RV] Texas State (2/23/19)  
 Walks 2 at No. 8 Georgia (3/1/19)  
 Stolen Bases 1 vs. Purdue (2/10/19)  
 Hitting Streak 8 games (3/20/19-3/31/19)

**2019 GAME-BY-GAME STATS**

Date	Opponent	Pos	AB	R	H	RBI	2B	3B	HR	BB	CS	HBP	SAC	SF	GDP	K	PO	A	E	Avg	
Feb 08	vs Wichita State	*3b	3	1	2	2	0	0	0	0	0	0	0	0	0	0	1	1	0	.667	
Feb 08	vs Central Michigan	*3b	2	0	1	1	0	0	0	0	0	0	0	0	0	0	1	1	0	.600	
Feb 09	vs Purdue	*3b	4	0	3	0	0	0	0	0	0	0	0	0	0	0	1	1	0	.667	
Feb 09	at Col. of Charleston	*3b	2	1	1	0	0	0	0	1	0	0	0	0	0	0	0	1	0	.636	
Feb 10	vs Purdue	*3b	3	0	1	0	0	0	0	1	0	0	0	0	0	0	0	1	0	.571	
Feb 16	vs Detroit Mercy	*3b	2	0	0	0	0	0	0	0	0	0	0	0	0	0	0	1	1	.500	
Feb 16	at Charleston So.	*3b	4	0	0	0	0	0	0	0	0	0	0	0	0	0	0	0	4	.400	
Feb 17	vs ETSU	*3b	2	0	0	0	0	0	0	1	0	0	0	0	0	0	0	0	0	.384	
Feb 17	at Charleston So.	*3b	3	1	1	1	0	0	1	1	0	0	0	0	0	0	1	0	0	.380	
Feb 22	vs Texas State	*3b	2	0	2	1	0	0	0	0	0	0	1	0	0	0	0	0	0	.407	
Feb 22	at South Florida	*3b	2	0	0	0	0	0	0	1	0	0	0	0	0	0	0	0	1	.379	
Feb 23	vs Georgia State	*3b	4	0	2	1	0	0	0	0	0	0	0	0	0	0	0	1	0	.394	
Feb 23	vs Texas State	*3b	3	3	3	4	0	0	2	0	0	0	0	0	0	0	0	0	5	.444	
Feb 24	vs Georgia State	*3b	3	0	1	0	0	0	0	0	0	0	0	0	0	0	1	0	4	.436	
Feb 27	at Radford	*3b	3	1	1	1	0	0	1	0	0	0	0	0	0	0	0	0	1	.411	
Mar 01	at Georgia	*3b	1	2	1	2	0	0	1	2	0	0	1	0	0	0	0	0	2	.442	
Mar 02	vs UAB	*3b	3	1	1	0	0	0	1	0	0	0	0	0	0	0	1	0	2	.435	
Mar 03	at Georgia	*3b	3	1	1	0	0	0	0	0	0	0	0	0	0	0	0	0	4	.417	
Mar 03	vs UAB	*3b	3	1	2	1	0	0	0	0	0	0	0	0	0	0	0	1	1	.431	
Mar 09	GEORGIA TECH	*3b	2	2	0	1	0	0	0	1	0	0	0	0	0	0	0	1	2	.434	
Mar 10	GEORGIA TECH-1	*3b	3	0	0	0	0	0	0	0	0	0	0	0	0	0	0	3	1	.411	
Mar 10	GEORGIA TECH-2	*3b	3	1	1	0	0	0	0	0	0	0	0	0	0	0	0	0	0	.407	
Mar 15	at NC State	*3b	3	0	1	0	0	0	0	0	0	0	0	0	0	0	0	0	2	.403	
Mar 16	at NC State	*3b	3	3	1	2	0	0	0	0	0	0	0	0	0	0	0	0	5	.415	
Mar 17	at NC State	*3b	3	1	1	0	0	0	1	0	0	0	0	0	0	0	0	1	0	.418	
Mar 19	BINGHAMTON-1	*3b	2	1	0	0	0	0	0	0	0	0	0	0	0	0	0	0	2	.406	
Mar 19	BINGHAMTON-2	*3b	3	1	0	0	0	0	0	1	0	0	0	0	0	0	0	0	1	.389	
Mar 20	LIPSCOMB	*3b	4	0	1	0	0	0	0	0	0	0	0	0	0	0	0	0	0	.362	
Mar 23	at Pitt-1	*3b	1	3	1	1	0	0	1	3	0	0	0	0	0	0	0	0	0	.390	
Mar 23	at Pitt-2	*3b	4	1	1	3	0	0	1	0	0	0	0	0	0	0	2	1	4	.383	
Mar 24	at Pitt	*3b	3	1	2	3	0	0	1	0	0	0	0	0	0	0	1	0	0	.393	
Mar 27	RADFORD	*3b	5	1	2	2	0	0	1	0	0	0	0	0	0	0	0	0	2	.400	
Mar 29	LOUISVILLE	*3b	4	1	2	2	0	0	1	0	0	0	0	0	0	0	1	0	5	.404	
Mar 30	LOUISVILLE	*3b	3	1	2	4	0	0	1	0	0	0	0	0	0	0	0	0	0	.413	
Mar 31	LOUISVILLE	*3b	2	0	1	2	0	0	0	0	0	0	0	0	0	0	0	0	2	.415	
Apr 06	at Duke-1	*3b	2	0	0	0	0	0	0	0	0	0	0	0	0	0	0	2	0	.406	
Apr 06	at Duke-2	*3b	3	0	1	2	0	0	0	0	0	0	0	0	0	0	1	1	1	.404	
Apr 07	at Duke	*3b	3	0	0	0	0	0	0	0	0	0	0	0	0	0	0	2	2	.392	
Totals			36gs	102	25	40	31	5	1	11	18	1	0	3	1	2	0	11	17	67	.392







### AL VELAZQUEZ (Vuh-LAZ-kez)

Sophomore | 5-5  
OF | L/L

Chanhassen/Minnesota  
Aurora, Colo.

Major: Criminology

# 9

#### AT THE PLATE

- Has started 37 games on the season, drawing 36 in right field and one as the designated player.
- Tallied a single and scored two runs at Duke (4/6).
- Recorded a solo home run to left field versus Louisville (3/31).
- Tallied a career-high four RBIs vs. Georgia Tech (3/10).
- Brought in two runs and two hits, including a triple at No. 8 Georgia (3/1).
- Appeared in 22 games (8 starts) at Minnesota last year.
- Batted .235 with two doubles, four runs scored and five RBIs.
- A part of the 2018 Big Ten Tournament champions.

#### SEASON HIGHS

Hits	3 at College of Charleston (2/9/19)
Runs	3, 2x, last at NC State (3/16/19)
RBIs	4 vs. Georgia Tech (3/10/19)
HRs	1, 3x last vs Louisville (3/31/19)
Walks	2, 2x, last at NC State (3/15/19)
Stolen Bases	1, 3x, last vs. Radford (3/27/19)
Hitting Streak	10 games (2/8/19 – 2/22/19)

#### CAREER HIGHS

Hits	3 at College of Charleston (2/9/19)
Runs	3, 2x, last at NC State (3/16/19)
RBIs	4 at Georgia Tech (3/10/19)
HRs	1, 3x, last vs. Louisville (3/31/19)
Walks	2, 2x, last at NC State (3/15/19)
Stolen Bases	1, 3x, last vs. Radford (3/27/19)
Hitting Streak	10 games (2/8/19 – 2/22/19)

#### 2019 GAME-BY-GAME STATS

Date	Opponent	Pos	AB	R	H	RBI	2B	3B	HR	BB	SB	CS	HBP	SAC	SF	GDP	K	PO	A	E	Avg
Feb 08	vs Wichita State	*dh	4	1	1	0	0	0	0	0	0	0	0	0	0	0	0	0	0	0	250
Feb 08	vs Central Michigan	*of	4	1	2	0	0	0	0	0	0	0	0	0	0	0	0	0	0	0	375
Feb 09	vs Purdue	*of	1	1	1	0	0	0	0	0	0	0	0	0	0	0	0	0	0	0	444
Feb 09	at Col. of Charleston	*of	4	2	3	3	0	0	0	0	0	0	0	0	0	0	0	0	0	0	538
Feb 10	vs Purdue	*of	3	3	2	0	0	0	0	1	1	0	0	0	0	0	0	0	0	0	562
Feb 16	vs Detroit Mercy	*of	2	1	1	0	0	0	0	1	0	0	0	0	0	0	0	0	0	0	556
Feb 16	at Charleston So.	*of	3	0	1	0	0	0	0	1	0	0	0	0	0	0	0	0	0	0	524
Feb 17	vs ETSU	*of	4	1	1	0	1	0	0	1	0	0	0	0	0	0	0	0	0	0	480
Feb 17	at Charleston So.	*of	5	1	2	0	1	0	0	0	0	0	0	0	0	0	0	0	0	0	467
Feb 22	vs Texas State	*of	2	1	1	0	0	0	0	0	0	0	0	0	0	0	0	1	0	0	469
Feb 22	at South Florida	*of	3	0	0	0	0	0	1	0	0	0	0	0	0	0	1	2	0	0	429
Feb 23	vs Georgia State	*of	4	1	1	0	0	0	0	0	0	0	0	0	0	0	0	0	0	0	410
Feb 23	vs Texas State	*of	4	0	0	1	0	0	0	0	0	0	0	0	0	0	0	0	0	0	372
Feb 24	vs Georgia State	*of	4	0	2	0	0	0	0	0	0	0	0	0	0	0	1	0	0	0	383
Feb 27	at Radford	*of	2	1	1	2	0	0	0	0	0	0	0	0	0	0	0	0	0	0	388
Mar 01	at Georgia	*of	4	2	2	1	0	1	0	0	0	0	0	0	1	0	0	1	0	1	396
Mar 02	vs UAB	*of	5	0	1	1	0	0	0	0	0	0	0	0	0	0	1	1	0	0	379
Mar 02	at Georgia	*of	2	0	1	0	1	0	0	0	0	0	0	0	0	0	0	0	0	0	383
Mar 03	vs UAB	*of	3	0	1	1	0	0	0	0	0	0	0	0	0	0	0	0	0	0	381
Mar 09	GEORGIA TECH	*of	3	1	1	0	0	0	0	0	0	0	0	0	0	0	0	0	0	0	379
Mar 10	GEORGIA TECH-1	*of	4	1	2	4	0	0	1	0	1	0	0	0	0	0	0	0	0	0	396
Mar 10	GEORGIA TECH-2	*of	4	1	1	0	0	0	0	0	0	0	0	0	0	0	1	1	0	0	378
Mar 15	at NC State	*of	2	0	0	0	0	0	2	0	0	0	0	0	0	0	1	1	0	0	368
Mar 16	at NC State	*of	3	3	3	1	0	0	0	1	0	0	0	0	0	0	1	0	0	0	367
Mar 17	at NC State	*of	3	0	0	0	0	0	0	0	0	0	0	0	1	0	0	0	0	0	354
Mar 19	BINGHAMTON-2	*of	3	0	2	1	0	0	0	0	0	0	0	0	0	0	0	0	0	0	365
Mar 20	LIPSCOMB	*of	3	1	0	0	0	0	1	0	0	0	0	0	0	0	0	1	0	0	352
Mar 23	at Pitt-1	*of	2	2	1	0	0	0	0	1	0	0	0	0	0	0	0	0	0	0	356
Mar 23	at Pitt-2	*of	4	1	2	2	1	0	0	0	0	0	0	0	0	0	0	0	0	0	356
Mar 24	at Pitt	*of	4	1	2	3	1	0	1	1	0	0	0	0	0	0	0	0	0	0	367
Mar 27	RADFORD	*of	3	1	2	1	1	0	0	0	1	0	0	0	0	0	0	0	0	0	376
Mar 29	LOUISVILLE	*of	3	0	0	0	0	0	1	0	0	0	0	0	0	0	0	2	0	0	365
Mar 30	LOUISVILLE	*of	3	1	2	0	0	0	0	0	0	0	0	0	0	0	0	0	0	0	364
Mar 31	LOUISVILLE	*of	3	2	1	1	0	0	1	1	0	0	0	0	0	0	0	0	0	0	373
Apr 06	at Duke-1	*of	4	1	1	0	0	0	0	0	0	0	0	0	0	0	1	0	0	0	368
Apr 06	at Duke-2	*of	4	2	1	0	0	0	0	0	0	0	0	0	0	0	0	0	0	0	364
Apr 07	at Duke	*of	4	0	0	0	0	0	0	0	0	0	0	0	0	0	1	0	0	0	352
Totals			37gs	122	36	43	22	7	1	3	17	3	0	2	1	1	0	13	13	1	352



### OLIVIA LATTIN

Senior | 5-6  
IF | R/R

Kingston HS  
Kingston, N.Y.

Major: Finance

# 10

#### AT THE PLATE

- Registered two runs, two hits and one RBI along with a home run versus Purdue (2/9) before being injured in a collision at first base.
- Finished with a hit and a run versus Central Michigan (2/8).
- Scored two runs, three hits and finished with one RBI in the victory over [RV] Wichita State (2/8).
- Started and played in every game at second base in 2018.
- Posted 11 doubles and six home runs for the second consecutive season. Ranked second on the team with 114 assists.
- Led the team with 69 total bases, 19 RBI and tied for the team lead with 11 doubles.

#### SEASON HIGHS

Hits	3 vs. [RV] Wichita State (2/8/19)
Runs	2, 2x, last vs. Purdue (2/9/19)
RBIs	1, 2x, last vs. Purdue (2/9/19)
HRs	1 vs. Purdue (2/9/19)
Walks	
Stolen Bases	
Hitting Streak	3 games (2/8/19 – 2/9/19)

#### CAREER HIGHS

Hits	3, 6x, last vs. [RV] Wichita State (2/8/19)
Runs	3 vs. Pitt (3/12/16)
RBIs	5 vs. Hampton (4/3/16)
HRs	2 vs. Western Carolina (4/19/16)
Walks	3, 2x, last vs. Louisville 4/14/17)
Stolen Bases	2 vs. Coppin State (2/25/17)
Hitting Streak	7 games (2/26/17 - 3/10/17)

#### 2019 GAME-BY-GAME STATS

Date	Opponent	Pos	AB	R	H	RBI	2B	3B	HR	BB	SB	CS	HBP	SAC	SF	GDP	K	PO	A	E	Avg	
Feb 08	vs Wichita State	*2b	4	2	3	1	0	0	0	0	0	0	0	0	0	0	0	0	0	0	2	750
Feb 08	vs Central Michigan	*2b	4	1	1	0	0	0	0	0	0	0	0	0	0	0	0	0	0	0	0	500
Feb 09	vs Purdue	*2b	3	2	2	1	0	0	1	0	0	0	0	0	0	0	0	0	0	0	3	545
Totals			3gs	11	5	6	2	0	0	1	0	0	0	0	0	0	0	0	0	0	5	545





**CANA DAVIS** (KAY-nuh)

Sophomore | 5-9  
OF | R/R

Turner Ashby HS  
Harrisonburg, Va.

Major: Multimedia Journalism

11

**AT THE PLATE**

- Has played in 19 games, starting 11 of them with four in the outfield and seven as the designated player.
- Scored a run against Louisville (3/29).
- Pinch hit and ripped a double versus Radford (3/27).
- Tallied one hit and scored one run at Pitt (3/23).
- Was hit by a pitch and scored a run versus Binghamton (3/19).
- Earned a walk in the second matchup with UAB (3/3).
- Recorded an RBI double at No. 8 Georgia (3/1).
- Scored a run at Radford (2/27).
- Earned a walk versus Georgia State (2/24).
- Owned one hit at USF (2/22) and vs. [RV] Texas State (2/23).
- Earned a hit and one run versus Central Michigan (2/8/19).
- Posted one run and one hit vs. [RV] Wichita State (2/8).
- Registered 25 starts in 34 games played in 2018.
- Ranked second on the team with a .250 batting average in ACC play.
- Had three doubles and a triple against conference opponents.

**SEASON HIGHS**

Hits: 1, 7x, last vs Radford (3/27/19)  
 Runs: 1, 6x, last vs Louisville (3/29/19)  
 RBIs: 1 at No. 8 Georgia (3/1/19)  
 HRs:  
 Walks: 1, 3x, last vs. UAB (3/3/19)  
 Stolen Bases:  
 Hitting Streak: 4 games (2/8/19 – 2/23/19)

**CAREER HIGHS**

Hits: 2, 4x, last at Virginia (4/14/18)  
 Runs: 1, 11x, last vs. Louisville (3/29/19)  
 RBIs: 1, 3x, last at No. 8 Georgia (3/1/19)  
 Walks: 2 vs. Florida A&M (2/9/18)  
 Stolen Bases:  
 Hitting Streak: 4 games, 2x, last (2/8/19 – 2/23/19)

**2019 GAME-BY-GAME STATS**

Date	Opponent	Pos	AB	R	H	RBI	2B	3B	HR	BB	SB	CS	HBP	SAC	SF	GDP	K	PO	A	E	Avg
Feb 08	vs Wichita State	*of	3	1	1	0	0	0	0	0	0	0	0	0	0	0	0	0	0	0	0.333
Feb 08	vs Central Michigan	*of	2	1	1	0	0	0	0	0	1	0	0	0	0	0	0	0	0	0	0.400
Feb 22	at South Florida	*dh	3	0	1	0	0	0	0	0	0	0	0	0	0	0	1	0	0	0	0.375
Feb 23	vs Texas State	*dh	3	0	1	0	0	0	0	0	1	1	0	0	0	0	1	0	0	0	0.364
Feb 24	vs Georgia State	*dh	3	0	0	0	0	0	0	0	1	0	0	0	0	0	0	0	0	0	0.286
Feb 27	at Radford	*dh	2	1	0	0	0	0	0	0	0	0	0	0	0	0	1	0	0	0	0.250
Mar 01	at Georgia	*ph	1	0	1	0	0	0	0	0	0	0	0	0	0	0	0	0	0	0	0.284
Mar 02	vs UAB	*dh	2	0	0	0	0	0	0	0	0	0	0	0	0	0	0	2	0	0	0.263
Mar 03	vs UAB	*ph	0	0	0	0	0	0	0	0	1	0	0	0	0	0	0	0	0	0	0.263
Mar 09	GEORGIA TECH	*dh	3	0	0	0	0	0	0	0	0	0	0	0	0	0	1	0	0	0	0.227
Mar 10	GEORGIA TECH-1	*dh	2	0	0	0	0	0	0	0	0	0	0	0	0	0	0	0	0	0	0.208
Mar 16	at NC State	*of	6	0	0	0	0	0	0	0	0	0	0	0	0	0	0	0	0	0	0.208
Mar 19	BINGHAMTON-1	*of	2	1	1	0	0	0	0	0	0	0	0	0	0	0	1	0	0	0	0.192
Mar 19	BINGHAMTON-2	*of	3	0	0	0	0	0	0	0	0	0	0	0	0	0	3	1	0	0	0.172
Mar 23	at Pitt-1	*ss	1	1	1	0	0	0	0	0	0	0	0	0	0	0	0	0	0	0	0.200
Mar 27	RADFORD	*ph	1	0	1	0	0	0	0	0	0	0	0	0	0	0	0	0	0	0	0.226
Mar 29	LOUISVILLE	*pr	0	1	0	0	0	0	0	0	0	0	0	0	0	0	0	0	0	0	0.226
Mar 30	LOUISVILLE	*ph/of	1	0	0	0	0	0	0	0	0	0	0	0	0	0	0	0	0	0	0.219
Apr 06	at Duke-2	*ph	1	0	0	0	0	0	0	0	0	0	0	0	0	0	1	0	0	0	0.212
Totals		11gs	33	6	7	1	2	0	3	0	1	2	0	0	0	0	13	1	0	0	0.212



**CAITLYN NOLAN**

Senior | 5-7  
IF | R/R

Marlboro County HS  
Bennettsville, S.C.

Major: Human Development  
& Sociology

13

**Louisville Slugger/NFCA DI National POTW (2/12/19)**  
**ACC Player of the Week (2/12/19)**  
**2017-18 ACC Academic Honor Roll**

**AT THE PLATE**

- Has started all 38 games at shortstop.
- Went 2 for 3 with a solo home run at Duke (4/7).
- Racked up a season-high four RBIs against Louisville (3/31).
- Went a perfect 3 for 3 at Radford (2/27), tallying two home runs and a double with three RBIs and three runs scored.
- Had a .714 batting average (10 for 14) with nine RBIs opening weekend, earning her NFCA National Player of the Week.

**SEASON HIGHS**

Hits: 3, 2x, last at Radford (2/27/19)  
 Runs: 3, 2x, last at Radford (2/27/19)  
 RBIs: 4 vs. Louisville (3/31/19)  
 HRs: 2, 2x, last vs. UAB (3/2/19)  
 Walks: 2, 2x, last at NC State (3/16/19)  
 Stolen Bases: 1, 6x, last at Pitt (3/24/19)  
 Hitting Streak: 7 games (2/8/19 - 2/16/19)

**CAREER HIGHS**

Hits: 3, 4x, last at Radford (2/27/19)  
 Runs: 3, 2x, last at Radford (2/27/19)  
 RBIs: 4, 3x, last vs. Louisville (3/31/19)  
 HRs: 2, 2x, last vs. UAB (3/2/19)  
 Walks: 3 vs. Michigan (2/20/16)  
 Stolen Bases: 1, 9x, last at Pitt (3/24/19)  
 Hitting Streak: 7 games (2/8/19 - 2/16/19)

**2019 GAME-BY-GAME STATS**

Date	Opponent	Pos	AB	R	H	RBI	2B	3B	HR	BB	SB	CS	HBP	SAC	SF	GDP	K	PO	A	E	Avg
Feb 08	vs Wichita State	*ss	2	3	2	2	0	0	1	1	0	0	0	0	0	0	0	0	1	1	1.000
Feb 08	vs Central Michigan	*ss	3	2	2	2	0	0	1	0	0	0	0	0	0	0	0	0	4	0	0.800
Feb 09	vs Purdue	*ss	3	2	2	1	1	0	0	1	1	0	0	0	0	0	0	3	4	1	0.750
Feb 09	at Col. of Charleston	*ss	4	1	3	2	1	0	0	0	0	0	0	0	0	0	0	0	2	1	0.750
Feb 10	vs Purdue	*ss	2	0	1	1	1	0	0	1	0	0	0	0	0	0	1	0	2	1	0.714
Feb 16	vs Detroit Mercy	*ss	4	1	2	3	0	0	0	0	0	0	0	0	0	0	0	2	0	0	0.667
Feb 16	at Charleston So.	*ss	4	0	1	0	0	0	0	1	0	0	0	0	0	0	0	1	3	0	0.591
Feb 17	vs ETSU	*ss	4	0	0	0	0	0	1	0	0	0	0	0	0	0	0	2	5	0	0.500
Feb 17	at Charleston So.	*ss	4	1	1	0	0	0	0	1	0	0	0	0	0	0	0	1	5	0	0.467
Feb 22	vs Texas State	*ss	1	1	1	0	0	0	0	1	0	0	0	0	0	0	0	2	3	0	0.452
Feb 22	at South Florida	*ss	3	0	0	0	0	0	0	0	0	0	0	0	0	0	0	0	0	0	0.412
Feb 23	vs Georgia State	*ss	4	0	0	0	0	0	0	0	0	0	0	0	0	0	0	2	2	0	0.368
Feb 23	vs Texas State	*ss	4	0	1	1	1	0	0	0	0	0	0	0	0	0	0	0	2	2	0.357
Feb 24	vs Georgia State	*ss	4	0	1	0	0	0	0	0	0	0	0	0	0	0	0	0	3	0	0.348
Feb 27	at Radford	*ss	3	3	3	3	1	0	2	0	0	0	0	0	0	0	0	0	1	1	0.386
Mar 01	at Georgia	*ss	3	0	0	0	0	0	0	2	0	0	0	0	0	0	0	0	3	3	0.365
Mar 02	vs UAB	*ss	4	2	2	2	3	0	2	0	0	0	0	0	0	0	0	0	1	1	0.375
Mar 02	at Georgia	*ss	2	0	0	0	0	0	0	0	0	0	0	0	0	0	0	1	0	0	0.362
Mar 03	vs UAB	*ss	3	0	0	0	0	0	0	0	0	0	0	0	0	0	0	0	0	1	0.350
Mar 09	GEORGIA TECH	*ss	3	0	0	0	0	0	0	0	0	0	0	0	0	0	0	1	0	0	0.333
Mar 10	GEORGIA TECH-1	*ss	3	1	1	1	0	0	1	0	0	0	0	0	0	0	0	0	0	0	0.333
Mar 10	GEORGIA TECH-2	*ss	4	0	0	1	0	0	0	0	0	0	0	0	0	0	1	0	0	0	0.324
Mar 15	at NC State	*ss	4	1	1	1	1	0	0	0	0	0	0	0	0	0	0	1	2	4	0.319
Mar 16	at NC State	*ss	2	1	0	0	0	0	0	2	0	0	0	0	0	0	0	0	0	0	0.311
Mar 17	at NC State	*ss	3	0	0	0	0	0	0	0	0	0	0	0	0	0	1	0	2	2	0.299
Mar 19	BINGHAMTON-1	*ss	1	0	1	1	0	0	0	0	0	0	0	0	0	0	0	1	1	0	0.284
Mar 19	BINGHAMTON-2	*ss	2	0	0	0	0	0	0	1	0	0	0	0	0	0	0	2	0	0	0.287
Mar 20	LIPSOMB	*ss	3	2	1	2	0	0	1	1	0	0	0	0	0	0	0	0	4	0	0.289
Mar 23	at Pitt-1	*ss	4	0	2	3	0	0	1	0	0	0	0	0	0	0	0	1	2	0	0.302
Mar 23	at Pitt-2	*ss	3	0	0	0	0	0	0	0	0	0	0	0	0	0	0	3	2	1	0.289
Mar 24	at Pitt	*ss	2	0	0	0	0	0	0	0	0	0	0	0	0	0	0	2	1	0	0.283
Mar 27	RADFORD	*ss	3	1	1	4	0	0	1	0	0	0	0	0	0	0	0	0	3	0	0.284
Mar 29	LOUISVILLE	*ss	0	1	1	1	0	0	0	0	0	0	0	0	0	0	0	1	2	2	0.286
Mar 30	LOUISVILLE	*ss	2	0	0	1	0	0	0	0	0	0	0	0	0	0	0	0	0	0	0.280
Mar 31	LOUISVILLE	*ss	3	1	2	4	0	0	1	0	0	0	0	0	0	0	0	0	2	0	0.291
Apr 06	at Duke-1	*ss	2	0	1	1	0	0	0	0	0	0	0	0	0	0	1	0	0	0	0.286
Apr 06	at Duke-2	*ss	4	1	1	0	0	0	1	0	0	0	0	0	0	0	0	1	2	0	0.284
Apr 07	at Duke	*ss	3	2	2	1	0	0	1	0	0	0	0	0	0	0	0	0	1	3	0.295
Totals		38gs	112	28	33	41	7	0	13	15	5	0	2	0	5	0	12	51	68	8	0.295







## MACKENZIE LAWTER

Sophomore | 5-5  
C | R/R

Halifax County HS  
South Boston, Va.

Major: Multimedia Journalism  
& Political Science

# 18

### 2017-18 ACC Academic Honor Roll

#### AT THE PLATE

- Has played in 28 games, drawing 28 starts at catcher.
- Posted an RBI single at Duke (4/7).
- Hit a grand slam and finished with five RBIs at Pitt (3/23).
- Went a perfect 3 for 3 with two home runs and four RBIs versus Binghamton (3/19).
- Belted a solo home run down the left-field line on her way to a career-high three hits versus ETSU (2/17).
- Graduated from high school a semester early and joined the Hokies in January 2018.
- Threw out six base runners on 11 attempts in 2018.
- Father played baseball at Longwood University and was recognized as Virginia Player of the Year in 1985.

#### SEASON HIGHS

Hits 3, 2x, last vs. Binghamton [1] (3/19/19)  
Runs 3 vs. ETSU (2/17/19)  
RBIs 5 at Pitt (3/23/19)  
HRs 2 vs. Binghamton [1] (3/19/19)  
Walks 1, 4x, last at Duke (4/6/19)  
Stolen Bases 1, 2x, last at Radford (2/27/19)  
Hitting Streak 5 games (3/23/19 – 3/29/19)

#### CAREER HIGHS

Hits 3, 2x, last vs. Binghamton [1] (3/19/19)  
Runs 3 vs. ETSU (2/17/19)  
RBIs 5 at Pitt (3/23/19)  
HRs 2 vs. Binghamton [1] (3/19/19)  
Walks 1, 4x, last at Duke (4/6/19)  
Stolen Bases 1, 2x, last at Radford (2/27/19)  
Hitting Streak 5 games (3/23/19 – 3/29/19)

#### 2019 GAME-BY-GAME STATS

Date	Opponent	Pos	AB	R	H	RBI	ZB	3B	HR	BB	SB	CS	HBP	SAC	SF	GDP	K	PO	A	E	Avg
Feb 08	vs Central Michigan	*c	2	0	0	0	0	0	0	0	0	0	0	0	0	0	0	14	0	0	.000
Feb 09	vs Purdue	*c	0	0	0	0	0	0	0	0	0	0	0	0	0	0	0	3	0	0	.000
Feb 16	at Charleston So.	*c/pr	0	0	0	0	0	0	0	0	0	0	0	0	0	0	5	0	0	0	.000
Feb 17	vs ETSU	*c	3	3	1	0	0	1	1	0	0	0	0	0	0	0	0	4	0	0	.500
Feb 22	at South Florida	*c	2	1	0	0	0	0	0	0	0	0	0	0	0	0	1	4	0	0	.250
Feb 23	vs Texas State	*c	1	0	0	0	0	0	0	0	0	0	0	0	0	0	4	1	1	0	.221
Feb 24	vs Georgia State	*c	1	1	1	2	0	0	0	0	0	0	0	0	0	0	0	0	0	0	.287
Feb 27	at Radford	*c	2	1	0	0	0	0	0	0	0	0	0	0	0	0	1	5	0	0	.278
Mar 01	at Georgia	*c	1	0	0	0	0	0	0	0	0	0	0	0	0	0	2	8	0	0	.238
Mar 02	at Georgia	*c	0	0	0	0	0	0	0	0	0	0	0	0	0	0	0	3	0	0	.217
Mar 03	vs UAB	*c	0	0	0	0	0	0	0	0	0	0	0	0	0	0	0	2	0	0	.221
Mar 09	GEORGIA TECH	*c	0	0	0	0	0	0	0	0	0	0	0	0	0	0	10	0	0	0	.214
Mar 10	GEORGIA TECH-2	*c	0	0	0	0	0	0	0	0	0	0	0	0	0	0	4	0	0	0	.214
Mar 15	at NC State	*c	0	0	0	0	0	0	0	0	0	0	0	0	0	0	7	1	0	0	.214
Mar 16	at NC State	*c	0	0	0	0	0	0	0	0	0	0	0	0	0	0	1	1	0	0	.200
Mar 17	at NC State	*c	0	0	0	0	0	0	0	0	0	0	0	0	0	0	1	3	0	0	.212
Mar 19	BINGHAMTON-1	*c	2	3	4	0	0	2	0	0	0	0	0	0	0	0	6	0	0	0	.278
Mar 20	LIPSOMB	*c	0	0	0	0	0	0	1	0	0	0	0	0	0	0	1	7	0	0	.263
Mar 23	at Pitt-1	*c	2	2	2	5	0	0	1	0	0	0	0	0	0	0	0	8	1	0	.293
Mar 23	at Pitt-2	*c	1	1	1	1	0	0	1	0	0	0	0	0	0	0	0	5	0	0	.295
Mar 24	at Pitt	*c	0	0	0	0	0	0	0	0	0	0	0	0	0	0	0	14	0	0	.296
Mar 27	RADFORD	*c	1	1	0	0	0	0	0	0	0	0	0	0	0	0	0	7	0	0	.306
Mar 29	LOUISVILLE	*c	0	0	1	1	0	0	0	0	0	0	0	0	0	0	0	6	0	0	.308
Mar 30	LOUISVILLE	*c	1	0	0	0	0	0	0	0	0	0	0	0	0	0	0	7	0	0	.291
Mar 31	LOUISVILLE	*c	1	1	2	2	0	0	1	0	0	0	0	0	0	0	0	0	0	0	.253
Apr 06	at Duke-1	*c	0	0	0	0	0	0	0	0	0	0	0	0	0	0	1	9	2	0	.283
Apr 06	at Duke-2	*c	2	0	1	0	0	0	1	0	0	0	0	0	0	0	0	7	0	0	.290
Apr 07	at Duke	*c	2	0	1	1	0	0	0	0	0	0	0	0	0	0	0	5	3	0	.292
Totals		Zeggs	65	16	19	19	0	0	6	4	2	0	0	3	0	2	0	8	17	9	.292



## KINSEY JOHNSON

Senior | 5-9  
OF | R/R

River Hill HS  
Highland, Md.

Major: Marketing Management

# 19

### 2017-18 ACC Academic Honor Roll

#### AT THE PLATE

- Has played in 25 games.
- Scored one run in all three series games versus Louisville
- Scored one run in the final game in the series at Pitt (3/24).
- Made her first putout of the season, catching a fly ball in the outfield against Binghamton (3/19).
- Pinch ran and scored in two games at NC State (3/15, 3/16).
- Scored one run versus UAB (3/3).
- Stole a base in the second game against Georgia State (2/24).
- Registered a hit and scored a run in the first matchup versus Purdue (2/9).
- Appeared in 31 games in 2018.
- Virginia Tech's top option off the bench as a pinch runner.
- Went 4 for 5 on stolen base attempts.

#### SEASON HIGHS

Hits 1 vs. Purdue (2/9/19)  
Runs 1, 10x, last vs Louisville (3/31/19)  
RBIs 1 vs. Detroit Mercy (2/16/19)  
HRs  
Walks 1 vs. Detroit Mercy (2/16/19)  
Stolen Bases 1, 3x, last vs. Louisville (3/31/19)  
Hitting Streak

#### CAREER HIGHS

Hits 3 at NC State (3/5/16)  
Runs 1, 30x, last vs. Louisville (3/31/19)  
RBIs 2 at Western Carolina (4/25/17)  
HRs 1 at Western Carolina (4/25/17)  
Walks 2 vs. Mercer (4/2/16)  
Stolen Bases 1, 11x, last vs. Louisville (3/31/19)  
Hitting Streak 2 games (4/18/17 - 4/19/17)

#### 2019 GAME-BY-GAME STATS

Date	Opponent	Pos	AB	R	H	RBI	ZB	3B	HR	BB	SB	CS	HBP	SAC	SF	GDP	K	PO	A	E	Avg
Feb 08	vs Central Michigan	pr/of	1	1	1	0	0	0	0	0	0	0	0	0	0	0	0	0	0	0	1.000
Feb 09	vs Purdue	pr	0	0	0	0	0	0	0	0	0	0	0	0	0	0	0	0	0	0	.000
Feb 16	vs Detroit Mercy	pr/dh	0	1	0	0	0	0	0	1	0	0	0	0	0	0	0	0	0	0	1.000
Feb 17	at Charleston So.	pr	0	0	0	0	0	0	0	0	0	0	0	0	0	0	0	0	0	0	.000
Feb 22	vs Texas State	ph	1	0	0	0	0	0	0	0	0	0	0	0	0	0	0	0	0	0	.000
Feb 22	at South Florida	pr	0	0	0	0	0	0	0	0	0	0	0	0	0	0	0	0	0	0	.000
Feb 23	vs Georgia State	pr	0	1	0	0	0	0	0	0	0	0	0	0	0	0	0	0	0	0	.500
Feb 24	vs Georgia State	pr	0	0	0	0	0	0	0	0	0	0	0	0	0	0	0	0	0	0	.000
Mar 01	at Georgia	pr	0	0	0	0	0	0	0	0	0	0	0	0	0	0	0	0	0	0	.000
Mar 02	at Georgia	pr	0	0	0	0	0	0	0	0	0	0	0	0	0	0	0	0	0	0	.000
Mar 03	vs UAB	pr	0	1	0	0	0	0	0	0	0	0	0	0	0	0	0	0	0	0	.500
Mar 09	GEORGIA TECH	pr	0	1	0	0	0	0	0	0	0	0	0	0	0	0	0	0	0	0	.500
Mar 10	GEORGIA TECH-2	pr	0	0	0	0	0	0	0	0	0	0	0	0	0	0	0	0	0	0	.000
Mar 15	at NC State	pr	0	1	0	0	0	0	0	0	0	0	0	0	0	0	0	0	0	0	.500
Mar 16	at NC State	pr	0	0	0	0	0	0	0	0	0	0	0	0	0	0	0	0	0	0	.000
Mar 17	at NC State	pr	0	0	0	0	0	0	0	0	0	0	0	0	0	0	0	0	0	0	.000
Mar 19	BINGHAMTON-1	ph/of	2	0	0	0	0	0	0	0	0	0	0	0	0	0	0	0	1	1	.250
Mar 23	at Pitt-1	pr	0	1	0	0	0	0	0	0	0	0	0	0	0	0	0	0	0	0	.250
Mar 23	at Pitt-2	pr	0	0	0	0	0	0	0	0	0	0	0	0	0	0	0	0	0	0	.000
Mar 24	at Pitt	pr	0	0	0	0	0	0	0	0	0	0	0	0	0	0	0	0	0	0	.000
Mar 29	LOUISVILLE	pr	0	1	0	0	0	0	0	0	0	0	0	0	0	0	0	0	0	0	.250
Mar 30	LOUISVILLE	pr	0	1	0	0	0	0	0	0	0	0	0	0	0	0	0	0	0	0	.250
Mar 31	LOUISVILLE	pr	0	1	0	0	0	0	1	0	0	0	0	0	0	0	0	0	0	0	.250
Apr 06	at Duke-1	pr	0	0	0	0	0	0	0	0	0	0	0	0	0	0	0	0	0	0	.000
Apr 06	at Duke-2	pr	0	0	0	0	0	0	0	0	0	0	0	0	0	0	0	0	0	0	.000
Apr 07	at Duke	pr	0	0	0	0	0	0	0	0	0	0	0	0	0	0	0	0	0	0	.000
Totals		Ogs	4	13	1	1	0	0	0	1	3	0	0	0	0	0	0	2	1	0	.250







**SIERRA WALTON** (See-AIR-uh)

Senior | 5-7  
C/1B | R/R

Dowling Catholic HS/Indian Hills CC  
Des Moines, Iowa

Major: Public Relations

20

**AT THE PLATE**

- Has played in 15 games, drawing six starts at first base and four as the designated player.
- Scored a run and earned a walk as the designated hitter at Pitt (3/23).
- Posted an RBI single and a walk in the Binghamton (3/19) doubleheader.
- Turned in a season-high two doubles and two RBIs at Charleston Southern (2/17).
- Recorded at least one hit and one RBI in her first three games of the season.
- Finished with one hit and one RBI versus College of Charleston (2/9).
- Had a double and two RBIs in the season opener versus [RV] Wichita State (2/8) and the first contest against Purdue (2/9/19).
- Played in 46 games with 44 starts in 2018.
- Started the final 29 games of the season behind the plate.
- Ranked second on the team with a .266 batting average.

**SEASON HIGHS**

Hits 2 at Charleston Southern (2/17/19)  
Runs 1 at Pitt (3/23/19)  
RBIs 2, 3x, last at Charleston Southern (2/17/19)  
HRs  
Walks 1, 2x, last vs. UAB (3/2/19)  
Stolen Bases  
Hitting Streak 3 games (2/8/19 – 2/9/19)

**CAREER HIGHS**

Hits 2, 10x, last at Charleston Southern (2/17/19)  
Runs 2 vs. Hampton (5/2/18)  
RBIs 2, 3x, last at Charleston Southern (2/17/19)  
HRs 1 vs. Hampton (5/2/18)  
Walks 2, 2x, last vs. Duke (4/20/18)  
Stolen Bases  
Hitting Streak 5 games (2/24/18 - 3/3/18)

**2019 GAME-BY-GAME STATS**

Date	Opponent	Pos	AB	R	H	RBI	2B	3B	HR	BB	SB	CS	HBP	SAC	SF	GDP	K	PO	A	E	Avg
Feb 08	vs Wichita State	**1b	2	0	1	2	1	0	0	0	0	0	0	0	0	0	1	3	0	0	.500
Feb 09	vs Purdue	**1b	4	0	1	2	1	0	0	0	0	0	0	0	0	0	9	0	1	0	.333
Feb 09	at Col. of Charleston	**1b	4	0	1	1	0	0	0	0	0	0	0	0	0	0	2	0	0	0	.300
Feb 10	vs Purdue	**1b	3	0	0	0	0	0	0	1	0	0	0	0	0	0	1	2	0	0	.231
Feb 16	vs Detroit Mercy	**1b	2	0	0	0	0	0	0	0	0	0	0	0	0	0	3	0	0	0	.200
Feb 16	at Charleston So.	*dh	4	0	2	2	2	0	0	0	0	0	0	0	0	0	0	0	0	0	.263
Feb 17	at Charleston So.	*1b	2	0	0	0	0	0	0	0	0	0	0	0	0	0	6	0	1	0	.238
Feb 22	vs Texas State	*1b	4	0	0	0	0	0	0	0	0	0	0	0	0	0	0	0	0	0	.238
Mar 02	vs UAB	ph	0	0	0	1	0	0	0	0	0	0	0	0	0	0	0	0	0	0	.238
Mar 10	GEORGIA TECH-1	ph	1	0	0	0	0	0	0	0	0	0	0	0	0	0	0	0	0	0	.227
Mar 10	GEORGIA TECH-2	*dh	3	0	1	0	1	0	0	0	0	0	0	0	0	0	1	0	0	0	.240
Mar 15	at NC State	*dh	3	0	1	0	0	0	0	0	0	0	0	0	0	0	1	0	0	0	.250
Mar 19	BINGHAMTON-1	1b	0	0	0	1	0	0	0	0	0	0	0	0	0	0	0	0	0	0	.250
Mar 19	BINGHAMTON-2	1b	2	1	1	1	0	0	0	0	0	0	0	0	0	0	1	0	1	0	.267
Mar 23	at Pitt-1	1b	0	1	0	0	0	0	0	1	0	0	0	0	0	0	0	0	0	0	.267
Mar 23	at Pitt-1	*dh	3	0	0	0	0	0	0	0	0	0	0	0	0	0	2	0	0	0	.242
Mar 31	LOUISVILLE	*dh	3	2	8	9	5	0	0	4	0	0	0	0	0	0	6	26	0	3	.242
Totals		10gs	33	2	8	9	5	0	0	4	0	0	0	0	0	0	6	26	0	3	.242



**STACY KALT**

Freshman | 5-6  
U | R/R

Churchill HS  
Fallon, Nev.

Major: Human Nutrition, Foods  
and Exercise

21

**AT THE PLATE**

- Has played in 22 games.
- Collected one scored run versus Louisville (3/30).
- Hit her first career home run at Pitt (3/23).
- Played third base for the first time this season, getting two putouts while scoring a run versus Binghamton (3/19).
- Recorded a stolen base on her way to scoring the game-winning walk-off run versus Georgia Tech (3/10).
- Earned a walk against [RV] Texas State (2/22), while stealing a base and scoring a run.
- Tallied her first career hit versus Detroit Mercy (2/16) and her first-ever run while swiping a steal.
- Saw her first action against Purdue (2/9) and stole a base.
- A three-sport athlete during her prep career, playing softball, volleyball and basketball.
- For softball, she had four region and state appearances, won two state championships and two region titles.
- Earned Team Offensive MVP, All-Conference and All-State Honors while being a captain.
- Was a setter for volleyball and a guard on the basketball team, earning a letter for basketball and making it to the region and state tournaments.
- Played travel ball for coach Michael Bastian for Team TFS Elite.
- 2015 USSA Offensive Player, 2016 All-Star Tournament Team and 2018 Elite Eight team Colorado Sparkler.

**SEASON/CAREER HIGHS**

Hits 1, 2x, last at Pitt (3/23/19)  
Runs 1, 8x, last at Pitt (3/24/19)  
RBIs 1 at Pitt (3/23/19)  
HRs 1 at Pitt (3/23/19)  
Walks 1 vs. [RV] Texas State (2/22/19)  
Stolen Bases 1, 9x, last at Pitt (3/24/19)  
Hitting Streak

**2019 GAME-BY-GAME STATS**

Date	Opponent	Pos	AB	R	H	RBI	2B	3B	HR	BB	SB	CS	HBP	SAC	SF	GDP	K	PO	A	E	Avg	
Feb 08	vs Central Michigan	pr	0	0	0	0	0	0	0	0	0	0	0	0	0	0	0	0	0	0	.000	
Feb 09	vs Purdue	pr	0	1	0	0	0	0	0	0	0	0	0	0	0	0	1	0	0	0	.000	
Feb 09	at Col. of Charleston	pr	0	0	0	0	0	0	0	0	0	0	0	0	0	0	0	0	0	0	.000	
Feb 10	vs Purdue	pr	0	0	0	0	0	0	0	0	0	0	0	0	0	0	0	0	0	0	.000	
Feb 16	vs Detroit Mercy	ph	2	1	1	0	0	0	0	0	0	0	0	0	0	0	1	0	0	0	.500	
Feb 16	at Charleston So.	pr	0	0	0	0	0	0	0	0	0	0	0	0	0	0	0	0	0	0	.500	
Feb 17	at Charleston So.	pr	0	0	0	0	0	0	0	0	0	0	0	0	0	0	0	0	0	0	.500	
Feb 22	vs Texas State	ph	0	1	0	0	0	0	0	1	0	0	0	0	0	0	0	0	0	0	.500	
Feb 23	vs Georgia State	ph	0	0	0	0	0	0	0	0	0	0	0	0	0	0	0	0	0	0	.500	
Feb 23	vs Texas State	pr	0	1	0	0	0	0	0	0	0	0	0	0	0	0	0	0	0	0	.500	
Feb 24	vs Georgia State	pr	0	1	0	0	0	0	0	0	0	0	0	0	0	0	0	0	0	0	.500	
Mar 02	vs UAB	pr	0	0	0	0	0	0	0	0	0	0	0	0	0	0	0	0	0	0	.500	
Mar 10	GEORGIA TECH-1	pr	0	0	0	0	0	0	0	0	0	0	0	0	0	0	0	0	0	0	.500	
Mar 10	GEORGIA TECH-2	pr	0	1	0	0	0	0	0	0	0	0	0	0	0	0	1	0	0	0	.500	
Mar 15	at NC State	pr	0	0	0	0	0	0	0	0	0	0	0	0	0	0	0	0	0	0	.500	
Mar 17	at NC State	pr	0	0	0	0	0	0	0	0	0	0	0	0	0	0	0	0	0	0	.500	
Mar 19	BINGHAMTON-1	ph/3b	1	0	0	0	0	0	0	0	0	0	0	0	0	0	0	0	0	0	.333	
Mar 19	BINGHAMTON-2	pr	0	1	0	0	0	0	0	0	0	0	0	0	0	0	0	0	0	0	.333	
Mar 20	LIPSCOMB	pr/3b	0	0	0	0	0	0	0	0	0	0	0	0	0	0	0	0	1	0	1	.333
Mar 23	at Pitt-1	ph	1	1	1	1	0	0	1	0	0	0	0	0	0	0	0	0	0	0	.500	
Mar 23	at Pitt-2	pr	0	1	0	0	0	0	0	0	0	0	0	0	0	0	0	0	0	0	.500	
Mar 24	at Pitt	pr	0	1	0	0	0	0	0	0	0	0	0	0	0	0	0	0	0	0	.500	
Mar 30	LOUISVILLE	pr	0	1	0	0	0	0	0	0	0	0	0	0	0	0	0	0	0	0	.500	
Totals		0gs	4	11	2	1	0	0	1	1	0	0	0	0	0	0	1	3	0	1	.500	







**MARA STRUM** (Mare-uh)

Freshman | 6-1  
P | R/R

William Byrd HS  
Vinton, Va.

Major: Human Nutrition, Foods  
and Exercise

22

**IN THE CIRCLE**


- Has played in one game.
- Made her collegiate debut against [RV] Texas State (2/22).
- Pitched 1.1 innings, yielding three earned runs while striking out a batter.
- Has yet to see action.
- Four-year letterwinner for coach Greg Barton.
- Guided William Byrd to a district and regional championship, while finishing third at the VHSL state tournament.
- Earned first-team VHSL all-state.
- First-team All-Timesland.
- First-team Region 4D.
- Region 4D Pitcher of the Year.
- Four-time first-team All-Blue Ridge District.
- Two-time Blue Ridge District Pitcher of the Year.
- Blue Ridge District Player of the Year.

**SEASON/CAREER HIGHS**

Innings	1.1 vs. [RV] Texas State (2/22/19)
Strikeouts	1 vs. [RV] Texas State (2/22/19)
Hits (Low)	4 vs. [RV] Texas State (2/22/19)
Runs (Low)	9 vs. [RV] Texas State (2/22/19)
Earned Runs (Low)	3 vs. [RV] Texas State (2/22/19)
Walks (Low)	7 vs. [RV] Texas State (2/22/19)
Most Number of Pitches	70 vs. [RV] Texas State (2/22/19)

**2019 GAME-BY-GAME STATS**

Date	Opponent	GS	IP	H	R	ER	BB	SO	2B	3B	HR	WP	BK	HBP	IBB	Score	W-L	Sv	ERA	NP
Feb 22	vs Texas State	0	1.1	4	9	3	7	1	2	0	0	0	0	0	0	5-17	0-0	0	15.75	70
Totals		0	1.1	4	9	3	7	1	2	0	0	0	0	0	0	5-17	0-0	0	15.75	70



**CARRIE EBERLE** (Eb-er-lee)

Junior | 6-0  
P | R/R

Charlotte Catholic HS  
Charlotte, N.C.

Major: Biology

25

**2019 ACC Co-Pitcher of the Week (3/5/19)**

- **2019 Softball American Top-100 Player**
- **2019 JWOS Preseason All-American Third Team**
- **2019 Preseason All-ACC**
- **2018 ACC Academic Honor Roll**
- **2018 VaSID All-State Second Team**
- **2018 NFCA Second-Team All-Mid-Atlantic Region**
- **2018 Second-Team All-ACC**
- **2018 CoSIDA Academic All-District**
- **2017 ACC All-Freshmen Team**

**IN THE CIRCLE**

- Has pitched in 23 games, starting 20 of those in the circle.
- Threw two complete-game wins over Duke (4/6-7), including a 10-strikeout shutout to tie her career high for Ks.
- Pitched in all three games at NC State, allowing only three runs in 19 innings of work with 11 strikeouts to help Tech get the sweep.
- Recorded a career-high 10 strikeouts against Georgia Tech (3/9).
- Posted six strikeouts in seven innings at No. 8 Georgia (3/1), earning her second career win in the circle versus a top-25 team.

**SEASON HIGHS**

Innings (High)	7.0, 11x, last at Duke (4/7/19)
Strikeouts	10, 2x, last at Duke (4/6/19)
Hits (Low) (Min. 5 IP)	2 at Charleston Southern (2/16/19)
Runs (Low) (Min. 5 IP)	0, 5x, last at Duke (4/6/19)
Earned Runs (Low) (Min. 5 IP)	0, 7x, last at Duke (4/6/19)
Walks (Low) (Min. 5 IP)	0, 6x, last at NC State (3/16/19)
Number of Pitches (High)	138 vs. Lipscomb (3/23/19)

**CAREER HIGHS**

Innings (High)	8.0, 4x, last vs. Liberty (4/10/18)
Strikeouts	10, 2x, last at Duke (4/6/19)
Hits (Low) (Min. 5 IP)	1, 3x, last vs. Liberty (4/10/18)
Runs (Low) (Min. 5 IP)	0, 12x, last at Duke (4/6/19)
Earned Runs (Low) (Min. 5 IP)	0, 16x, last at Duke (4/6/19)
Walks (Low) (Min. 5 IP)	0, 7x, last at NC State (3/16/19)
Number of Pitches (High)	138 vs. Lipscomb (3/23/19)

**2019 GAME-BY-GAME STATS**

Date	Opponent	GS	IP	H	R	ER	BB	SO	2B	3B	HR	WP	BK	HBP	IBB	Score	W-L	Sv	ERA	NP
Feb 08	vs Wichita State	*	5.0	6	3	3	5	7	2	0	0	2	0	0	0	11-3	1-0	0	4.20	101
Feb 09	vs Purdue	*	7.0	5	2	1	1	3	1	0	0	1	0	0	0	7-5	2-0	0	2.33	93
Feb 16	at Charleston So.	*	7.0	2	0	0	0	5	0	0	0	1	0	0	0	4-0	3-0	0	4.47	85
Feb 17	vs ETSU	*	7.0	6	3	1	1	4	1	0	0	1	0	0	0	8-3	4-0	0	1.35	99
Feb 22	at South Florida	*	6.0	11	7	5	0	3	0	1	0	1	0	2	0	2-7	4-1	0	2.19	80
Feb 23	vs Texas State	*	6.0	6	0	0	1	5	0	0	0	0	0	0	0	10-0	5-1	0	1.84	88
Feb 24	vs Georgia State	*	4.0	2	1	1	2	2	0	0	0	0	0	0	0	5-1	6-1	0	1.83	64
Feb 27	at Radford	*	1.0	0	0	0	0	1	0	0	0	0	0	0	0	10-0	6-1	0	1.79	12
Mar 01	at Georgia	*	7.0	11	6	3	1	6	3	1	1	0	0	0	0	7-6	7-1	0	1.96	117
Mar 02	vs UAB	*	6.1	6	2	0	1	2	1	0	0	0	0	0	0	8-6	8-1	0	1.74	82
Mar 09	GEORGIA TECH	*	7.0	10	1	1	0	10	1	0	0	1	0	1	0	5-1	9-1	0	1.66	121
Mar 10	GEORGIA TECH-1	*	7.0	2	1	1	3	0	1	0	0	1	0	0	0	7-10	9-1	0	1.71	48
Mar 10	GEORGIA TECH-2	*	7.0	7	4	4	2	4	0	0	0	0	0	0	0	5-4	10-1	0	1.94	115
Mar 15	at NC State	*	7.0	7	2	2	1	7	1	1	1	1	0	0	0	4-2	11-1	0	1.94	105
Mar 16	at NC State	*	5.0	3	1	0	0	1	2	0	0	0	0	0	0	12-1	12-1	0	1.83	52
Mar 17	at NC State	*	7.0	3	0	0	2	3	0	0	0	0	0	0	1	1-0	13-1	0	1.89	73
Mar 19	BINGHAMTON-1	*	4.0	1	0	0	2	5	0	0	0	0	0	0	1	12-0	14-1	0	1.62	67
Mar 20	LIPSCOMB	*	7.0	9	7	3	2	6	2	0	0	0	0	0	0	9-7	15-1	0	1.71	138
Mar 23	at Pitt-2	*	7.0	6	1	1	2	5	0	0	0	0	0	0	0	9-1	15-1	0	1.65	83
Mar 27	RADFORD	*	5.0	5	0	0	2	6	0	0	0	0	0	0	0	8-0	9-1	0	1.58	89
Mar 29	LOUISVILLE	*	7.0	9	7	7	2	6	3	1	0	1	0	1	0	5-7	17-2	0	1.90	125
Apr 06	at Duke-1	*	7.0	5	0	0	2	10	1	0	0	0	0	0	1	3-0	18-2	0	1.80	111
Apr 07	at Duke	*	7.0	3	1	0	4	5	2	0	0	1	0	2	0	2-1	19-2	0	1.71	128
Totals		20	135.1	125	49	33	36	106	21	4	4	10	0	10	1	154-85	18-2	0	1.71	128





**GRACE CHAVEZ** (SHAW-vez)

Freshman | 5-9  
C | R/R

West Career & Technical Academy  
Las Vegas, Nev.

Major: Biology

28

**AT THE PLATE**

- Has played in 22 games, drawing 11 starts as the designated player.
- Had an RBI single at Duke (4/6).
- Recorded one hit and one walk versus Louisville (3/30).
- Registered a single and a double and two RBIs at Pitt (3/24).
- Racked up three hits and four RBIs in the Binghamton (3/19) doubleheader, including a three-run home run to right center as well as an RBI single for her first multi-hit game.
- Notched a two-run homer in at NC State (3/16).
- Recorded a hit, RBI and run scored against Georgia State (2/23).
- Belted a two-run homer versus [RV] Texas State (2/22).
- Pinch-hit versus Detroit Mercy (2/16) and got the first hit of her career.
- Recorded one RBI in her debut versus College of Charleston (2/9) as a pinch-hitter.
- Registered a base on balls in the victory over Purdue (2/10) as a pinch-hitter.
- Four-year letterwinner for coach Kelly Glass at Palo Verde.
- Three-time All-Northwest League selection.
- Led team to VHSL state title in 2017.
- Earned second-team all-state in 2018.
- All-state honorable mention in 2016.

**SEASON/CAREER HIGHS**

Hits 2, 2x, last at Pitt (3/24/19)  
Runs 2 vs. [1] Binghamton (3/19/19)  
RBIs: 3 vs. [1] Binghamton (3/19/19)  
HRs 1, 5x, last vs. Lipscomb (3/20/19)  
Walks: 2 at Pitt (3/23/19)  
Stolen Bases  
Hitting Streak 9 games (3/19/19-3/30/19))

**2019 GAME-BY-GAME STATS**

Date	Opponent	Pos	AB	R	H	RBI	2B	3B	HR	BB	SB	CS	HBP	SAC	SF	GDP	K	PO	A	E	Avg	
Feb 09	at Col. of Charleston	ph	1	0	0	1	0	0	0	0	0	0	0	0	0	0	0	0	0	0	0	.000
Feb 10	vs Purdue	ph	0	0	0	0	0	0	0	0	0	0	0	0	0	0	0	0	0	0	0	.000
Feb 16	vs Detroit Mercy	ph	1	0	1	0	0	0	0	0	0	0	0	0	0	0	0	0	0	0	0	.500
Feb 17	at Charleston So.	ph	1	0	1	0	0	0	0	0	0	0	0	0	0	0	0	0	0	0	0	.667
Feb 22	vs Texas State	ph	1	1	1	2	0	0	1	0	0	0	0	0	0	0	0	0	0	0	0	.750
Feb 23	vs Georgia State	dh	3	1	1	1	0	0	1	0	0	0	0	0	0	0	1	0	0	0	0	.571
Feb 24	vs Georgia State	ph	1	0	0	1	0	0	0	0	0	0	0	0	0	0	0	0	0	0	0	.500
Mar 01	at Georgia	ph/dh	3	0	0	0	0	0	0	0	0	0	0	0	0	0	0	0	0	0	0	.364
Mar 10	GEORGIA TECH-1	ph/dh	1	0	0	0	0	0	1	0	0	0	0	0	0	0	0	0	0	0	0	.333
Mar 16	at NC State	ph	1	1	2	0	0	1	0	0	0	0	0	0	0	0	0	0	0	0	0	.385
Mar 17	at NC State	ph	0	0	0	0	0	0	0	0	0	0	0	0	0	0	0	0	0	0	0	.395
Mar 19	BINGHAMTON-1	dh	2	2	2	3	1	0	1	1	0	0	0	0	0	0	0	0	0	0	0	.467
Mar 19	BINGHAMTON-2	dh	1	0	1	1	0	0	0	0	0	0	0	0	0	0	0	0	0	0	0	.500
Mar 20	LIPSCOMB	dh	2	1	2	1	0	0	1	0	0	0	0	0	0	0	0	0	0	0	0	.500
Mar 23	at Pitt-1	dh	2	1	1	1	0	0	0	2	0	0	0	0	0	0	0	0	0	0	0	.500
Mar 23	at Pitt-2	dh	4	0	1	0	0	0	0	0	0	0	0	0	0	0	2	0	0	0	0	.462
Mar 24	at Pitt	dh	4	1	2	2	1	0	0	0	0	0	0	0	0	0	1	0	0	0	0	.467
Mar 27	RADFORD	dh	2	1	1	0	0	0	0	0	0	0	0	0	0	0	0	0	0	0	0	.469
Mar 29	LOUISVILLE	dh	3	0	1	1	0	0	0	0	0	0	0	0	0	0	0	1	0	0	0	.457
Mar 30	LOUISVILLE	dh	2	0	1	0	0	0	0	1	0	0	0	0	0	0	1	0	0	0	0	.459
Apr 06	at Duke-1	dh	0	0	1	0	0	0	0	0	0	0	0	0	0	0	0	0	0	0	0	.450
Apr 07	at Duke	ph	1	0	0	0	0	0	0	0	0	0	0	0	0	0	1	0	0	0	0	.439
Totals		11gs	41	9	18	17	2	0	5	9	0	0	0	0	0	0	1	7	0	0	0	.439



**MADDI BANKS**

Freshman | 5-6  
U | L/R

Bettendorf HS  
Bettendorf, Iowa

Major: Communication Studies

29

**AT THE PLATE**

- Has played in 33 games, drawing two starts in center field and 31 at second base.
- Recorded one hit and one run scored at Duke (4/6).
- Had one hit and a stolen base in each game of the Binghamton (3/19) doubleheader.
- Went 2 for 4 with a double and run at No. 8 Georgia (3/1).
- Tallied two hits, a career-high two RBIs and the first double of her career versus ETSU (2/17).
- Went a perfect 3 for 3 with her first-ever home run and scored a career-high three runs against Detroit Mercy (2/16).
- A three-sport athlete during her prep career, playing softball, track and basketball.
- Won two championships with the Bandits – IDT Boulder and PGF Nationals.
- And won a championship with the Firebirds, as well as MVP honors for the national tournament.
- Ran in the sprints on the track team, earning a state title, four letters, all-conference, team MVP and a Drake Relay title on her way to setting two school records.
- Earned Best Female Athlete award at Bettendorf.

**SEASON/CAREER HIGHS**

Hits 3 vs. Detroit Mercy (2/16/19)  
Runs 3 vs. Detroit Mercy (2/16/19)  
RBIs 2 vs. ETSU (2/17/19)  
HRs 1, 2x, last at NC State (3/16/19)  
Walks 1, 6x, last vs. Binghamton [2] (3/19/19)  
Stolen Bases 2 vs. Purdue (2/10/19)  
Hitting Streak 3 games (3/23/19-3/27/19)

**2019 GAME-BY-GAME STATS**

Date	Opponent	Pos	AB	R	H	RBI	2B	3B	HR	BB	SB	CS	HBP	SAC	SF	GDP	K	PO	A	E	Avg	
Feb 08	vs Wichita State	*of	2	0	0	0	0	0	0	0	0	0	0	0	0	0	2	1	0	0	0	.000
Feb 09	vs Purdue	*of	3	0	0	0	0	0	0	1	0	0	0	0	0	0	0	2	0	0	0	.000
Feb 10	vs Purdue	*2b	3	0	1	0	0	0	0	0	0	2	0	0	0	0	1	0	1	0	0	.125
Feb 16	vs Detroit Mercy	*2b	3	3	3	1	0	0	1	0	0	0	0	0	0	0	0	0	0	0	0	.364
Feb 16	at Charleston So.	*2b	2	0	0	0	0	0	0	0	0	0	0	0	0	0	1	0	4	0	0	.308
Feb 17	vs ETSU	*2b	3	0	2	2	1	0	0	0	0	0	0	0	0	0	0	1	4	2	0	.375
Feb 17	at Charleston So.	*2b	3	1	1	0	0	0	0	0	0	0	0	0	0	0	0	0	0	2	0	.368
Feb 22	vs Texas State	*2b	2	0	0	0	0	0	0	0	0	0	0	0	0	0	0	1	0	2	0	.333
Feb 22	at South Florida	*2b	3	0	1	0	0	0	0	0	0	0	0	0	0	0	0	0	0	2	1	.333
Feb 23	vs Georgia State	*2b	2	1	0	0	0	0	0	1	1	0	0	0	0	0	0	0	2	0	0	.308
Feb 23	vs Texas State	*2b/pr	0	0	0	0	0	0	0	0	1	0	0	0	0	0	0	0	1	0	0	.308
Feb 24	vs Georgia State	*2b	1	1	0	0	0	0	0	1	0	0	0	0	0	0	0	0	0	3	1	.296
Feb 27	at Radford	*2b	2	1	0	0	0	0	0	0	0	0	0	0	0	0	0	0	1	0	0	.310
Mar 01	at Georgia	*2b	4	1	2	0	1	0	0	0	0	0	0	0	0	0	0	1	2	4	0	.333
Mar 02	vs UAB	*2b	3	0	0	0	0	0	0	0	0	0	0	0	0	0	0	1	2	0	0	.306
Mar 02	at Georgia	*2b	1	0	0	0	0	0	0	0	0	0	0	0	0	0	0	0	1	2	1	.297
Mar 03	vs UAB	*2b	2	0	1	0	0	0	0	0	0	0	0	0	0	0	0	1	0	3	0	.308
Mar 09	GEORGIA TECH	*2b	2	1	2	0	0	0	0	0	0	0	0	0	0	0	0	0	2	2	0	.341
Mar 10	GEORGIA TECH-1	*2b	3	1	0	0	0	0	0	0	0	0	0	0	0	0	0	0	0	1	0	.318
Mar 10	GEORGIA TECH-2	*2b	3	0	0	0	0	0	0	0	0	0	0	0	0	0	0	2	0	3	0	.298
Mar 15	at NC State	*2b	2	2	0	0	0	0	0	0	0	0	0	0	1	0	0	1	1	4	0	.286
Mar 16	at NC State	*2b	2	1	1	0	0	0	1	0	0	0	0	0	0	0	0	1	1	4	0	.294
Mar 17	at NC State	*2b	2	0	0	0	0	0	0	0	0	0	0	0	0	0	0	2	3	2	0	.283
Mar 19	BINGHAMTON-1	*2b	2	1	1	0	0	0	0	1	0	0	0	0	0	0	0	0	0	3	0	.291
Mar 19	BINGHAMTON-2	*2b	2	2	1	0	0	0	0	1	1	0	0	0	0	0	0	1	0	0	0	.298
Mar 20	LIPSCOMB	*2b	3	0	0	0	0	0	0	0	0	0	0	0	0	0	0	2	0	0	0	.283
Mar 23	at Pitt-1	*2b	1	0	0	0	0	0	0	0	0	0	0	0	0	0	1	0	0	1	0	.279
Mar 23	at Pitt-2	*2b	4	1	1	1	1	0	0	0	0	0	0	0	0	0	0	1	3	3	0	.277
Mar 24	at Pitt	*2b	4	0	2	1	0	0	0	0	1	0	0	0	0	0	0	0	2	1	0	.290
Mar 27	RADFORD	*2b	2	0	1	0	0	0	0	0	0	0	0	0	0	0	0	0	2	2	0	.296
Apr 06	at Duke-1	*2b	2	0	0	0	0	0	0	0	0	0	0	0	0	0	0	0	3	1	0	.284
Apr 06	at Duke-2	*2b	2	1	1	0	0	0	0	0	0	0	0	0	0	0	0	0	2	0	0	.289
Apr 07	at Duke	*2b	2	0	0	0	0	0	0	0	0	0	0	0	0	0	0	2	3	0	0	.282
Totals		33gs	78	18	22	6	3	0														



## KAYLEIGH ADDINGTON

Sophomore | 5-7  
C | R/R

Rockbridge HS  
Lexington, Va.

Major: Meteorology

# 31

### 2017-18 ACC Academic Honor Roll

#### AT THE PLATE

- Has played in two games this year.
- Came in as a pinch hitter versus Binghamton (3/19).
- Pinched hit against Radford (2/27), blooming one behind third base but the shortstop dove and made the catch.
- Appeared in two games in 2018.
- Drew a walk vs. Florida A&M (2/9).
- Registered an at-bat vs. Hampton (5/2).

#### SEASON HIGHS

Hits  
Runs  
RBIs  
HRs  
Walks  
Stolen Bases  
Hitting Streak

#### CAREER HIGHS

Hits  
Runs  
RBIs  
HRs  
Walks 1 vs. Florida A&M (2/9/18)  
Stolen Bases  
Hitting Streak

#### 2019 GAME-BY-GAME STATS

Date	Opponent	Pos	AB	R	H	RBI	2B	3B	HR	BB	SB	CS	HBP	SAC	SF	GDP	K	PO	A	E	Avg
Feb 27	at Radford	ph	1	0	0	0	0	0	0	0	0	0	0	0	0	0	0	0	0	0	.000
Mar 19	BINGHAMTON-1	ph	1	0	0	0	0	0	0	0	0	0	0	0	0	1	0	0	0	0	.000
Totals		Ugs	2	0	0	0	0	0	0	0	0	0	0	0	0	1	0	0	0	0	.000



NCAA STATS

Statistic		National Rank	Conference Rank	Value	National Leader	Value	Conference Leader	Value
Batting Average (150 ranked)	Darby Trull Emma Strouth Jayme Bailey Kelsey Bennett	21 61 87 132	1 5 6 12	0.443 0.415 0.404 0.392	Courtney Cashman, UMass Lowell	0.588	Darby Trull, Virginia Tech	0.443
Doubles (19 ranked)					Carly Thomas, Illinois	18	Breanna Roper, Georgia Tech	14
Doubles Per Game (149 ranked)					Carly Thomas, Illinois	0.51	Breanna Roper, Georgia Tech	0.33
Earned Run Average (150 ranked)	Carrie Eberle Keely Rochard	51 108	2 5	1.71 2.11	Rachel Garcia, UCLA	0.50	Meghan King, Florida St.	1.58
Hit Batters (8 ranked)					7 players tied	1	Alexis Holloway, Notre Dame	1
Hit by Pitch per Game (149 ranked)					Victoria Tyler, Alcorn	0.48	Bryce Holmgren, Syracuse	0.35
Hits (147 ranked)	Emma Strouth Darby Trull Al Velazquez	22 59 125	3 6 11	51 47 43	Sierra Lange, George Washington	63	Breanna Roper, Georgia Tech	57
Hits Allowed Per Seven Innings (150 ranked)	Keely Rochard	21	1	4.14	Nicole Newman, Drake	2.98	Keely Rochard, Virginia Tech	4.14
Home Runs Per Game (148 ranked)	Caitlyn Nolan Kelsey Bennett	30 57	4 5	0.34 0.29	Jessie Harper, Arizona	0.54	Cait Brooks, Notre Dame	0.36
Home runs (40 ranked)	Caitlyn Nolan Kelsey Bennett	17 40	2 5	13 11	Jessie Harper, Arizona	21	Brigitte Nordberg, NC State	14
On Base Percentage (149 ranked)	Darby Trull Jayme Bailey Kelsey Bennett	37 60 90	3 5 8	0.516 0.500 0.488	Courtney Cashman, UMass Lowell	0.663	Cali Harrod, Florida St.	0.532
RBI's (28 ranked)	Emma Strouth Caitlyn Nolan	12 28	1 4	46 41	Bailey Hemphill, Alabama	60	Emma Strouth, Virginia Tech	46
Runs Batted In Per Game (148 ranked)	Emma Strouth Caitlyn Nolan	14 39	1 3	1.21 1.08	Kristi DiMeo, Drexel	1.50	Emma Strouth, Virginia Tech	1.21
Runs per Game (150 ranked)	Emma Strouth Al Velazquez Darby Trull	56 57 83	6 7 8	0.97 0.97 0.91	Morgan Turkoly, Louisiana Tech	1.31	Cali Harrod, Florida St.	1.26
Sacrifice Flies (136 ranked)	Caitlyn Nolan Kelsey Bennett	7 136	1 10	5 2	Libby Morris, Central Ark. Kennedy Sullivan, Western Ky.	7 7	Caitlyn Nolan, Virginia Tech	5
Sacrifice Hits per game (145 ranked)					Evans, San Diego	0.36	Jazmine Moreno, Duke	0.25
Saves (25 ranked)					Alyssa Rothwell, Ball St.	9	Taylor Roby, Louisville Brittany Pickett, North Carolina Morgan Bruce, Georgia Tech	3 3 3
Shutouts (22 ranked)	Keely Rochard Carrie Eberle	4 22	1 3	8 5	Christina Biggerstaff, USC Upstate	12	Keely Rochard, Virginia Tech	8
Slugging Percentage (300 ranked)	Kelsey Bennett Jayme Bailey Caitlyn Nolan Emma Strouth Darby Trull	43 74 104 120 130	3 7 12 13 14	0.784 0.730 0.705 0.691 0.679	Alyssa DiCarlo, Georgia	1.091	Lacy Smith, Virginia	0.832
Stolen Bases (145 ranked)					Jaquelyn Ramon, Southeastern La.	1.41	Cali Harrod, Florida St.	0.74
Strikeout-to-Walk Ratio (150 ranked)	Keely Rochard Carrie Eberle	45 121	2 5	4.52 2.94	Danielle Williams, Northwestern	11.13	Meghan King, Florida St.	6.00
Strikeouts (147 ranked)	Keely Rochard Carrie Eberle	34 82	2 9	140 106	Courtney Coppersmith, UMBC	231	Meghan King, Florida St.	150
Strikeouts Per Seven Innings (150 ranked)	Keely Rochard	15	1	9.8	Shannon Saile, Oklahoma	12.7	Keely Rochard, Virginia Tech	9.8
Total Bases (145 ranked)	Emma Strouth Kelsey Bennett Caitlyn Nolan Darby Trull	45 62 68 127	6 10 12 16	85 80 79 72	Alyssa DiCarlo, Georgia Jessie Harper, Arizona	120 120	Lacy Smith, Virginia	94
Toughest to Strike Out (150 ranked)	Jayme Bailey Emma Strouth	105 108	3 4	17.8 17.6	Rachel Minogue, Fresno St.	109.0	Donna Friedman, Virginia	21.5
Triples (22 ranked)					Cydney Curran, CSU Bakersfield Celene Funke, Louisville	9 9	Celene Funke, Louisville	9
Triples Per Game (148 ranked)					Cydney Curran, CSU Bakersfield	0.28	Celene Funke, Louisville	0.23
Victories (48 ranked)	Carrie Eberle Keely Rochard	5 34	1 4	19 14	Summer Ellyson, Louisiana	23	Carrie Eberle, Virginia Tech Meghan King, Florida St.	19 19
Walks (150 ranked)					Kaylee Tow, Alabama	1.17	Cali Harrod, Florida St.	0.93
Walks Allowed Per Seven Innings (149 ranked)					Hannah Shields, Penn St.	0.66	Kathryn Sandercock, Florida St.	1.18



## NCAA STATS

Statistic	National Rank	Conference Rank	Value	National Leader	Value	Conference Leader	Value
Batting Average (295 ranked)	3	1	0.351	Oklahoma	0.380	Virginia Tech	0.351
Double Plays per Game (295 ranked)	169	8	0.26	CSU Bakersfield	0.91	Boston College	0.41
Doubles per Game (295 ranked)	23	2	1.68	Colorado St.	2.41	Georgia Tech	1.83
Earned Run Average (295 ranked)	22	1	2.11	UCLA	1.12	Virginia Tech	2.11
Fielding Percentage (295 ranked)	19	2	0.973	Florida	0.986	Florida St.	0.977
Hit Batters (22 ranked)				Coppin St. Ark.-Pine Bluff UMass Lowell	5 5 5	Notre Dame	9
Home Runs per game (295 ranked)	3	1	1.71	Arizona	1.97	Virginia Tech	1.71
On Base Percentage (30 ranked)	7	2	0.427	Oklahoma	0.466	Florida St.	0.445
Scoring (295 ranked)	7	2	7.42	Oklahoma	8.24	Florida St.	7.62
Slugging Percentage (295 ranked)	5	2	0.612	Oklahoma	0.691	Florida St.	0.617
Stolen Bases per Game (295 ranked)	81	6	1.24	Southeastern La.	4.57	North Carolina	2.09
Strikeout-to-Walk Ratio (295 ranked)	22	2	3.18	UCLA	6.76	Florida St.	4.16
Triples per Game (291 ranked)	140	8	0.16	Louisville	0.56	Louisville	0.56
WL Percentage (295 ranked)	6	2	0.868	UCLA	0.972	Florida St.	0.881





LAST FOUR BOX SCORES



2019 VT Softball
Louisville at #24 Virginia Tech
Mar 31, 2019 at Blacksburg, Va. (Tech Softball Park)



Louisville 5 (22-12,4-5 ACC)

Virginia Tech 13 (30-5,10-2 ACC)

Table with columns: Player, ab, r, h, rbi, bb, so, po, a, lob. Rows include Funke cf, Melton 3b, Hensley rf, Schindler, R rf, Ferguson ss, Snyder 1b, Chung dp, Cousineau c, Butler lf, Newman 2b, Watson p.

Table with columns: Player, ab, r, h, rbi, bb, so, po, a, lob. Rows include Al Velazquez rf, Darby Trull cf, Jayme Bailey 2b, Emma Strouth lf, Kelsey Bennett 3b, Kinsey Johnson pr, Sierra Walton dp, Caitlyn Nolan ss, Meredith Slaw 1b, Mackenzie Lawter c, Keely Rocharad p.

Score by Innings table showing runs, hits, errors for both teams across 9 innings.

E - Melton(11). LOB - Cardinals 2; Hokies 3. 2B - Cousineau(2); Butler(2); J. Bailey(8). HR - Ferguson(3); A. Velazquez(3); E. Strouth(8); C. Nolan(11); M. Lawter(6). HBP - Snyder 2. SB - Melton(18); K. Johnson(3).

Table with columns: ip, h, r, er, bb, so, ab, bf, np. Rows for Louisville and Watson.

Table with columns: ip, h, r, er, bb, so, ab, bf, np. Rows for Virginia Tech and Keely Rocharad.

Win - K. Rocharad (13-3). Loss - Watson (7-9). Save - None. HBP - by K. Rocharad (Snyder); by K. Rocharad (Snyder). Inherited runners/scored: None. Pitches/strikes: Watson 110/64; K. Rocharad 82/56.

Umpires - HP: Mark Thompson 1B: Tim Kasate 3B: Ted Bryoles
Start: 1 PM Time: 1:34 Attendance: 189
Weather: 42 F, Cloudy, Wind: 3 MPH RF
Watson faced 2 batters in the 6th.



2019 VT Softball
#24 Virginia Tech at Duke (Game 1)
Apr 06, 2019 at Durham, N.C. (Duke SB Stadium)



Virginia Tech 3 (31-5,11-2 ACC)

Duke 0 (19-20,8-5 ACC)

Table with columns: Player, ab, r, h, rbi, bb, so, po, a, lob. Rows include Al Velazquez rf, Darby Trull cf, Jayme Bailey 1b, Emma Strouth lf, Kelsey Bennett 3b, Caitlyn Nolan ss, Grace Chavez dp, Kinsey Johnson pr, Mackenzie Lawter c, Maddi Banks 2b, Carrie Eberle p.

Table with columns: Player, ab, r, h, rbi, bb, so, po, a, lob. Rows include M. Gagliano ss, D. Davis 2b, R. Abboud 1b, K. Foreman 3b, R. Wilson dp, J. Kavel lf, C. Jacobsen rf, D. Salinas cf, B. Butler ph, J. Moreno c, A. Wierciach p, P. St George p.

Score by Innings table showing runs, hits, errors for both teams across 9 innings.

DP - VT 1. LOB - VT 7; Duke 6. 2B - D. Trull(8); J. Kavel(12). HBP - M. Lawter; M. Gagliano. SF - C. Nolan(5). SB - J. Kavel 2(13). CS - D. Davis(1).

Table with columns: ip, h, r, er, bb, so, ab, bf, np. Rows for Virginia Tech and Carrie Eberle.

Table with columns: ip, h, r, er, bb, so, ab, bf, np. Rows for Duke and A. Wierciach, P. St George.

Win - C. Eberle (18-2). Loss - A. Wierciach (3-5). Save - None. HBP - by P. St. George (M. Lawter); by C. Eberle (M. Gagliano). Inherited runners/scored: P. St. George 2/0. Pitches/strikes: C. Eberle 111/72; A. Wierciach 21/11; P. St. George 93/56.

Umpires - HP: Chris Tehonica 1B: Joe Alfonso 3B: Brad Tittrington
Start: 12:00 pm Time: 1:55 Attendance:
Weather: 61 degrees, cloudy



2019 VT Softball
#24 Virginia Tech at Duke (Game 2)
Apr 06, 2019 at Durham, N.C. (Duke SB Stadium)



Virginia Tech 6 (32-5,12-2 ACC)

Duke 0 (19-21,8-6 ACC)

Table with columns: Player, ab, r, h, rbi, bb, so, po, a, lob. Rows include Al Velazquez rf, Darby Trull cf, Jayme Bailey 1b, Emma Strouth lf, Kelsey Bennett 3b, Caitlyn Nolan ss, Lauren Duff dp, Mackenzie Lawter c, Kinsey Johnson pr, Maddi Banks 2b, Cana Davis ph, Keely Rocharad p.

Table with columns: Player, ab, r, h, rbi, bb, so, po, a, lob. Rows include M. Gagliano ss, D. Davis 2b, R. Abboud 1b, K. Foreman 3b, J. Wilson dp/lf, J. Kavel lf/cf, C. Jacobsen rf, R. Metzger ph, B. Butler p/dp, K. Morris cf, J. Moreno c, H. Pridemore ph, D. Salinas cf, P. St George p.

Score by Innings table showing runs, hits, errors for both teams across 9 innings.

LOB - VT 6; Duke 6. 2B - D. Trull(9). HR - C. Nolan(12). HBP - R. Abboud; R. Wilson. SF - K. Bennett(2).

Table with columns: ip, h, r, er, bb, so, ab, bf, np. Rows for Virginia Tech and Keely Rocharad.

Table with columns: ip, h, r, er, bb, so, ab, bf, np. Rows for Duke, B. Butler, P. St George.

Win - K. Rocharad (14-3). Loss - B. Butler (6-3). Save - None. WP - B. Butler(3). HBP - by K. Rocharad (R. Abboud); by K. Rocharad (R. Wilson). Inherited runners/scored: P. St. George 1/0. Pitches/strikes: K. Rocharad 115/88; B. Butler 38/24; P. St. George 70/38.

Umpires - HP: Joe Alfonso 1B: Brad Tittrington 3B: Chris Tehonica
Start: 2:28 pm Time: 2:08 Attendance: 692
Weather: 64 degrees, mostly cloudy



2019 VT Softball
#24 Virginia Tech at Duke
Apr 07, 2019 at Durham, N.C. (Duke SB Stadium)



Virginia Tech 2 (33-5,13-2 ACC)

Duke 1 (19-22,8-7 ACC)

Table with columns: Player, ab, r, h, rbi, bb, so, po, a, lob. Rows include Al Velazquez rf, Darby Trull cf, Jayme Bailey 1b, Emma Strouth lf, Kelsey Bennett 3b, Caitlyn Nolan ss, Meredith Slaw dp, Mackenzie Lawter c, Maddi Banks 2b, Grace Chavez ph, Carrie Eberle p.

Table with columns: Player, ab, r, h, rbi, bb, so, po, a, lob. Rows include M. Gagliano ss, D. Davis 2b, R. Abboud 1b, D. Salinas pr, K. Foreman 3b, R. Wilson dp, J. Kavel lf, C. Jacobsen rf, H. Wymbs ph, K. Morris cf, H. Wymbs ph, J. Moreno c, P. St George p, S. Walters p.

Score by Innings table showing runs, hits, errors for both teams across 9 innings.

E - J. Bailey(3). LOB - VT 5; Duke 8. 2B - J. Bailey(9); R. Abboud(8); C. Jacobsen(7). 3B - J. Bailey(1). HR - C. Nolan(13). HBP - R. Abboud; K. Foreman. CS - M. Gagliano(4).

Table with columns: ip, h, r, er, bb, so, ab, bf, np. Rows for Virginia Tech and Carrie Eberle.

Table with columns: ip, h, r, er, bb, so, ab, bf, np. Rows for Duke, P. St George, S. Walters.

Win - C. Eberle (19-2). Loss - S. Walters (4-10). Save - None. WP - C. Eberle(10). HBP - by C. Eberle (K. Foreman); by C. Eberle (R. Abboud). PB - M. Lawter(3). Inherited runners/scored: S. Walters 2/0. Pitches/strikes: C. Eberle 128/75; P. St. George 57/34; S. Walters 57/39.

Umpires - HP: Brad Tittrington 1B: Chris Tehonica 3B: Joe Alfonso
Start: 1:00 pm Time: 2:20 Attendance: 714
Weather: 66 degrees, cloudy

## SEASON STATS



### 2019 VT Softball Overall Statistics for Virginia Tech (as of Apr 07, 2019) (All games Sorted by Batting avg)



Record: 33-5 Home: 8-2 Away: 14-2 Neutral: 11-1 Conference: 13-2

Player	avg	gp-gs	ab	r	h	2b	3b	hr	rbi	tb	slg%	bb	hp	so	gdp	ob%	sf	sh	sb-att	po	a	e	fld%	
4 Darby Trull	.443	35-34	106	32	47	9	2	4	29	72	.679	16	1	12	0	.516	1	1	5-7	36	2	0	1.000	
28 Grace Chavez	.439	22-11	41	9	18	2	0	5	17	35	.854	9	0	7	1	.540	0	0	0-0	0	0	0	.000	
14 Emma Strouth	.415	38-38	123	37	51	8	1	8	46	85	.691	10	2	7	1	.463	1	0	5-5	42	0	1	.977	
2 Jayme Bailey	.404	35-33	89	29	36	9	1	6	15	65	.730	14	4	5	1	.500	1	2	0-3	203	7	3	.986	
8 Kelsey Bennett	.392	38-38	102	25	40	5	1	11	31	80	.784	18	3	11	0	.488	2	1	1-1	17	67	5	.944	
9 Al Velazquez	.352	37-37	122	36	43	7	1	3	22	61	.500	17	2	13	0	.437	1	1	3-3	13	1	1	.933	
13 Caitlyn Nolan	.295	38-38	112	28	33	7	0	13	41	79	.705	15	2	12	0	.373	5	0	5-5	51	68	8	.937	
18 Mackenzie Lawter	.292	28-28	65	16	19	0	0	6	19	37	.569	4	3	8	0	.351	2	0	2-2	172	9	2	.989	
16 Meredith Slaw	.283	23-12	46	5	13	3	0	3	13	25	.543	0	1	8	0	.298	0	0	0-0	17	1	0	1.000	
29 Maddi Banks	.282	33-33	78	18	22	3	0	2	6	31	.397	6	0	23	1	.333	0	2	10-10	48	47	2	.979	
6 Lauren Duff	.280	20-16	50	6	14	4	0	1	6	21	.420	4	2	6	0	.357	0	0	0-0	78	5	1	.988	
20 Sierra Walton	.242	15-10	33	2	8	5	0	0	9	13	.394	4	0	6	0	.324	0	0	0-0	26	0	3	.897	
11 Cana Davis	.212	19-11	33	6	7	2	0	0	1	9	.273	3	2	13	0	.316	0	0	0-1	1	0	0	1.000	
-----																								
10 Olivia Lattin	.545	3-3	11	5	6	0	0	1	2	9	.818	0	0	0	0	.545	0	0	0-0	0	5	0	1.000	
21 Stacy Kalt	.500	23-0	4	11	2	0	0	1	1	5	1.250	1	0	1	0	.600	0	0	10-11	3	0	1	.750	
0 Jada Crittendon	.500	5-0	2	0	1	0	0	0	0	1	.500	0	0	0	0	.500	0	0	1-1	0	0	0	.000	
25 Carrie Eberle	.250	23-20	8	1	2	0	0	0	1	2	.250	1	0	2	0	.333	0	0	0-0	5	41	0	1.000	
19 Kinsey Johnson	.250	25-0	4	13	1	0	0	0	1	1	1.250	1	0	2	0	.400	0	0	3-3	1	0	0	1.000	
5 Dani Hugney	.250	6-0	4	2	1	0	0	0	0	1	.250	0	0	1	0	.250	0	0	2-2	0	0	0	.000	
12 Hannah Jones	.200	8-0	5	1	1	0	0	1	4	4	.800	3	0	2	0	.500	0	0	0-0	0	0	0	.000	
31 Kayleigh Addington	.000	2-0	2	0	0	0	0	0	0	0	.000	0	0	0	1	.000	0	0	0-0	0	0	0	.000	
22 Mara Strum	.000	1-0	0	0	0	0	0	0	0	0	.000	0	0	0	0	.000	0	0	0-0	0	0	0	.000	
3 Keely Rochard	.000	20-18	0	0	0	0	0	0	0	0	.000	0	0	0	0	.000	0	0	0-0	4	7	0	1.000	
7 Keara Napoli	.000	4-0	0	0	0	0	0	0	0	0	.000	0	0	0	0	.000	0	0	0-0	0	0	0	.000	
Totals	.351	38	1040	282	365	64	6	65	264	636	.612	126	22	139	5	.427	13	7	47-54	717	260	27	.973	
Opponents	.215	38	905	100	195	39	5	14	95	286	.316	78	26	248	5	.295	4	4	23-27	691	222	31	.967	

LOB - Team (235), Opp (200). DPs turned - Team (10), Opp (11). IBB - Team (0), Opp (1).

### (All games Sorted by Earned run avg)

Player	era	w-l	app	gs	cg	sho	sv	ip	h	r	er	bb	so	2b	3b	hr	b/avg	wp	hp	bk	sfa	sha
25 Carrie Eberle	1.71	19-2	23	20	15	5/2	0	135.1	125	49	33	36	106	21	4	4	.236	10	10	0	1	0
3 Keely Rochard	2.11	14-3	20	18	14	8/1	2	99.2	59	35	30	31	140	14	1	10	.168	3	16	0	3	4
7 Keara Napoli	15.75	0-0	4	0	0	0/2	0	2.2	7	7	6	4	1	2	0	0	.500	1	0	0	0	0
22 Mara Strum	15.75	0-0	1	0	0	0/0	0	1.1	4	9	3	7	1	2	0	0	.444	0	0	0	0	0
Totals	2.11	33-5	38	38	29	15/2	2	239.0	195	100	72	78	248	39	5	14	.215	14	26	0	4	4
Opponents	7.54	5-33	38	38	6	1/0	0	230.1	365	282	248	126	139	64	6	65	.351	24	22	0	13	7

PB - Team (4), M. Lawter 3, L. Duff 1, Opp (7). SBA/ATT - M. Lawter (19-21), C. Eberle (17-20), K. Rochard (6-7), L. Duff (4-5).

Player	c	po	a	e	fld%	dp	sba	csb	sba%	pb	ci
25 Carrie Eberle	46	5	41	0	1.000	3	17	3	.850	0	0
4 Darby Trull	38	36	2	0	1.000	0	0	0	---	0	0
16 Meredith Slaw	18	17	1	0	1.000	0	0	0	---	0	0
3 Keely Rochard	11	4	7	0	1.000	0	6	1	.857	0	0
10 Olivia Lattin	5	0	5	0	1.000	0	0	0	---	0	0
19 Kinsey Johnson	1	1	0	0	1.000	0	0	0	---	0	0
11 Cana Davis	1	1	0	0	1.000	0	0	0	---	0	0
18 Mackenzie Lawter	183	172	9	2	.989	0	19	2	.905	3	0
6 Lauren Duff	84	78	5	1	.988	0	4	1	.800	1	0
2 Jayme Bailey	213	203	7	3	.986	8	0	0	---	0	0
29 Maddi Banks	97	48	47	2	.979	4	0	0	---	0	0
14 Emma Strouth	43	42	0	1	.977	0	0	0	---	0	0
8 Kelsey Bennett	89	17	67	5	.944	3	0	0	---	0	0
13 Caitlyn Nolan	127	51	68	8	.937	4	0	0	---	0	0
9 Al Velazquez	15	13	1	1	.933	0	0	0	---	0	0
20 Sierra Walton	29	26	0	3	.897	1	0	0	---	0	0
21 Stacy Kalt	4	3	0	1	.750	0	0	0	---	0	0
22 Mara Strum	0	0	0	0	.000	0	0	0	---	0	0
28 Grace Chavez	0	0	0	0	.000	0	0	0	---	0	0
31 Kayleigh Addington	0	0	0	0	.000	0	0	0	---	0	0
5 Dani Hugney	0	0	0	0	.000	0	0	0	---	0	0
0 Jada Crittendon	0	0	0	0	.000	0	0	0	---	0	0
7 Keara Napoli	0	0	0	0	.000	0	0	0	---	0	0
12 Hannah Jones	0	0	0	0	.000	0	0	0	---	0	0
Totals	1004	717	260	27	.973	10	23	4	.852	4	0
Opponents	944	691	222	31	.967	11	47	7	.870	7	0



**CONFERENCE STATS**



**2019 VT Softball**  
 Conference statistics for Virginia Tech (as of Apr 07, 2019)  
 (Conference games only Sorted by Batting avg)



Record: 13-2 Home: 4-2 Away: 9-0 Conference: 13-2

Player	avg	gp-gs	ab	r	h	2b	3b	hr	rbi	tb	slg%	bb	hp	so	gdp	ob%	sf	sh	sb-att	po	a	e	fld%	
2 Jayme Bailey	.419	15-15	43	16	18	5	1	4	9	37	.860	7	1	3	1	.500	1	1	0-2	95	3	1	.990	
8 Kelsey Bennett	.390	15-15	41	11	16	2	1	5	17	35	.854	8	0	7	0	.471	2	0	0-0	8	36	1	.978	
4 Darby Trull	.388	15-15	49	13	19	3	1	2	13	30	.612	6	0	7	0	.446	1	0	2-2	10	1	0	1.000	
28 Grace Chavez	.381	10-6	21	3	8	1	0	1	7	12	.571	5	0	6	1	.500	0	0	0-0	0	0	0	.000	
14 Emma Strouth	.362	15-15	47	12	17	0	0	4	15	29	.617	6	1	5	0	.444	0	0	1-1	11	0	0	1.000	
9 Al Velazquez	.300	15-15	50	16	15	2	0	3	10	26	.520	8	1	9	0	.407	0	0	1-1	4	0	1	.800	
18 Mackenzie Lawter	.281	14-14	32	5	9	0	0	2	11	15	.469	2	1	3	0	.324	2	0	0-0	94	7	0	1.000	
29 Maddi Banks	.233	12-12	30	7	7	1	0	1	3	11	.367	0	0	13	0	.233	0	2	2-2	21	21	0	1.000	
13 Caitlyn Nolan	.233	15-15	43	9	10	2	0	5	15	27	.628	4	2	8	0	.314	2	0	1-1	21	28	1	.980	
16 Meredith Slaw	.200	7-4	15	1	3	2	0	0	2	5	.333	0	0	3	0	.200	0	0	0-0	17	1	0	1.000	
20 Sierra Walton	.200	5-3	10	1	2	1	0	0	0	3	.300	1	0	4	0	.273	0	0	0-0	0	0	0	.000	
6 Lauren Duff	.167	5-4	12	0	2	0	0	0	0	2	.167	1	0	3	0	.231	0	0	0-0	9	1	0	1.000	
-----																								
21 Stacy Kalt	1.000	8-0	1	5	1	0	0	1	1	4	4.000	0	0	0	0	1.000	0	0	3-4	0	0	0	.000	
25 Carrie Eberle	.167	10-8	6	0	1	0	0	0	0	1	.167	0	0	2	0	.167	0	0	0-0	3	19	0	1.000	
11 Cana Davis	.125	7-2	8	2	1	0	0	0	0	1	.125	0	0	4	0	.125	0	0	0-0	0	0	0	.000	
19 Kinsey Johnson	.000	14-0	0	9	0	0	0	0	0	0	.000	0	0	0	0	.000	0	0	1-1	0	0	0	.000	
0 Jada Crittendon	.000	1-0	0	0	0	0	0	0	0	0	.000	0	0	0	0	.000	0	0	0-0	0	0	0	.000	
3 Keely Rochard	.000	7-7	0	0	0	0	0	0	0	0	.000	0	0	0	0	.000	0	0	0-0	1	6	0	1.000	
Totals	.316	15	408	110	129	19	3	28	103	238	.583	48	6	77	2	.389	8	3	11-14	294	123	4	.990	
Opponents	.234	15	368	35	86	19	2	11	34	142	.386	31	12	104	3	.313	1	3	11-14	284	81	12	.968	

LOB - Team (79), Opp (86). DPs turned - Team (5), Opp (3). IBB - Team (0), Opp (1).

**(Conference games only Sorted by Earned run avg)**

Player	era	w-l	app	gs	cg	sho	sv	ip	h	r	er	bb	so	2b	3b	hr	b/avg	wp	hp	bk	sfa	sha
25 Carrie Eberle	1.78	8-1	10	8	8	2/0	0	63.0	55	18	16	18	51	11	2	3	.232	4	6	0	0	0
3 Keely Rochard	3.40	5-1	7	7	5	2/0	0	35.0	31	17	17	13	53	8	0	8	.237	1	6	0	1	3
Totals	2.36	13-2	15	15	13	4/0	0	98.0	86	35	33	31	104	19	2	11	.234	5	12	0	1	3
Opponents	6.95	2-13	15	15	5	0/0	0	94.2	129	110	94	48	77	19	3	28	.316	12	6	0	8	3

PB - Team (2), M. Lawter 2, Opp (3). SBA/ATT - M. Lawter (10-12), C. Eberle (8-10), K. Rochard (3-4), L. Duff (1-2).

Player	c	po	a	e	fld%	dp	sba	csb	sba%	pb	ci
18 Mackenzie Lawter	101	94	7	0	1.000	0	10	2	.833	2	0
29 Maddi Banks	42	21	21	0	1.000	2	0	0	---	0	0
25 Carrie Eberle	22	3	19	0	1.000	2	8	2	.800	0	0
16 Meredith Slaw	18	17	1	0	1.000	0	0	0	---	0	0
4 Darby Trull	11	10	1	0	1.000	0	0	0	---	0	0
14 Emma Strouth	11	11	0	0	1.000	0	0	0	---	0	0
6 Lauren Duff	10	9	1	0	1.000	0	1	1	.500	0	0
3 Keely Rochard	7	1	6	0	1.000	0	3	1	.750	0	0
2 Jayme Bailey	99	95	3	1	.990	5	0	0	---	0	0
13 Caitlyn Nolan	50	21	28	1	.980	2	0	0	---	0	0
8 Kelsey Bennett	45	8	36	1	.978	2	0	0	---	0	0
9 Al Velazquez	5	4	0	1	.800	0	0	0	---	0	0
21 Stacy Kalt	0	0	0	0	.000	0	0	0	---	0	0
28 Grace Chavez	0	0	0	0	.000	0	0	0	---	0	0
20 Sierra Walton	0	0	0	0	.000	0	0	0	---	0	0
0 Jada Crittendon	0	0	0	0	.000	0	0	0	---	0	0
11 Cana Davis	0	0	0	0	.000	0	0	0	---	0	0
19 Kinsey Johnson	0	0	0	0	.000	0	0	0	---	0	0
Totals	421	294	123	4	.990	5	11	3	.786	2	0
Opponents	377	284	81	12	.968	3	11	3	.786	3	0





**00**  
Jada CRITTENDON  
OF | 5-1 | r-Fr.  
Norfolk, Va.  
Jay-duh



**2**  
Jayme BAILEY  
U | 5-5 | Fr.  
Scott Depot, W.Va.  
JAY-me



**3**  
Keely ROCHARD  
P | 5-8 | So.  
Williamsburg, Va.  
KEY-lee row-SHARD



**4**  
Darby TRULL  
OF | 5-3 | So.  
Fort Mill, S.C.



**5**  
Dani HUGNEY  
IF | 5-4 | Jr.  
Fairfax Station, Va.  
HUGH-gknee



**6**  
Lauren DUFF  
C | 5-8 | Sr.  
Chesapeake, Va.



**7**  
Keara NAPOLI  
P | 5-6 | So.  
Alpharetta, Ga.  
KEER-uh



**8**  
Kelsey BENNETT  
U | 5-5 | Fr.  
Jefferson, Ga.



**9**  
AI VELAZQUEZ  
OF | 5-5 | So.  
Aurora, Colo.  
Vuh-LAZ-kez



**10**  
Olivia LATTIN  
2B | 5-6 | Sr.  
Kingston, N.Y.



**11**  
Cana DAVIS  
OF | 5-9 | So.  
Harrisonburg, Va.  
KAY-nuh



**13**  
Caitlyn NOLAN  
SS | 5-7 | Sr.  
Bennettsville, S.C.



**14**  
Emma STROUTH  
OF | 5-7 | Sr.  
Julian, N.C.  
StrOWth



**16**  
Meredith SLAW  
1B | 5-11 | Fr.  
Warsaw, Va.



**18**  
Mackenzie LAWTER  
C | 5-5 | So.  
South Boston, Va.



**19**  
Kinsey JOHNSON  
OF | 5-9 | Sr.  
Highland, Md.



**20**  
Sierra WALTON  
C | 5-7 | Sr.  
Des Moines, Iowa  
See-AIR-uh



**21**  
Stacy KALT  
U | 5-6 | Fr.  
Fallon, Nev.



**22**  
Mara STRUM  
P | 6-1 | Fr.  
Vinton, Va.  
Mare-uh



**25**  
Carrie EBERLE  
P | 6-0 | Jr.  
Charlotte, N.C.  
Eb-er-lee



**28**  
Grace CHAVEZ  
C/1B | 5-9 | Fr.  
Las Vegas, Nev.  
SHAW-vez



**29**  
Maddi BANKS  
IF | 5-6 | Fr.  
Bettendorf, Iowa



**31**  
Kayleigh ADDINGTON  
U | 5-7 | So.  
Lexington, Va.



Pete D'AMOUR  
Head Coach  
1st Season  
Duh-More



Kirin KUMAR  
Assistant Coach  
1st Season  
Kier-in



Doug GILLIS  
Assistant Coach  
1st Season



Matt GUEMMER  
Volunteer Assistant Coach  
1st Season  
Gim-mer



Sami FAGAN  
Coordinator, Player Development  
1st Season



Whitney DAVIS SHOWALTER  
Director of Operations  
5th Season

