



HOKIES®

2019 Virginia Tech Softball Game Notes

#ThisIsHome

March 9-10 | ACC Opener
Tech Softball Park | Blacksburg, Va.

INFORMATION

[RV/RV] Virginia Tech

Hokies



Record..... 16-3, 0-0 ACC
All-Time Series..... GT leads 25-23
Head Coach..... Pete D'Amour
Record (Years)..... 16-3 (1st)

Georgia Tech



Yellow Jackets

Record..... 14-8, 0-0 ACC
Series Under Morales..... GT leads 2-1
Head Coach..... Aileen Morales
Record (Years)..... 42-34 (2nd)

NUMBERS TO KNOW

1

• Pitcher Keely Rochard still leads the country in shutouts this season, having six thus far despite not getting a blank slate last weekend at Georgia.

3

• The Hokies have the third-best batting average in the nation through over a month of action, owning a .365 average to rank second in the ACC.

15

• Virginia Tech is 15-8 all-time in home openers, dating back to 1996 when the softball program began, and is 7-7 in ACC openers. (More on page 3)

PROJECTED LINEUP

#	Name	BA	H	R	RBI	HR
9	Al Velazquez (RF)	.381	24	16	10	0
4	Darby Trull (CF)	.490	24	14	15	2
11	Cana Davis (DP)	.263	5	3	1	0
13	Caitlyn Nolan (SS)	.350	21	16	19	6
8	Kelsey Bennett (3B)	.431	22	11	14	6
14	Emma Strouth (LF)	.429	27	20	20	3
2	Jayne Bailey (1B)	.333	12	9	2	0
18	Mackenzie Lawter (C)	.231	6	8	4	2
29	Maddi Banks (2B)	.308	12	8	3	1
		ERA	IP	K	BB	WL
25	Carrie Eberle (P)	1.74	56.1	38	12	8-1

BASE TO BASE

- The new era of Virginia Tech softball is off to a hot start, as first-year coach Pete D'Amour has led the team to a 16-3 record, marking the most wins in nonconference play since 2013 when the Hokies went 18-4.
- This weekend is the beginning of the ACC part of the schedule, with the Hokies starting league play with Georgia Tech, which is coming off two midweek losses.
- One of the Yellow Jackets midweek losses was to a common foe in No. 8 Georgia, a 16-4 loss [6 inn.]. The Hokies last weekend took down the Bulldogs in an extra-inning 7-6 win, marking their first road victory over a ranked opponent since May 19, 2013. (More on page 3)


WHO TO WATCH



• Freshman Kelsey Bennett, playing back in her home state, put on for the Peach State, hitting two home runs in Athens, Georgia.

• She was named ACC Co-Player of the Week for the first time in her career. (More on page 3)

- Junior Carrie Eberle helped the Hokies defeat the Bulldogs last Friday, pitching 7.0 innings, six strikeouts and only allowing three earned runs.
- Like Bennett, she earned ACC Co-Pitcher of the Week honors.



LAST TIME OUT

- Tech is coming off a 4-1 win over UAB this past Sunday, wrapping up the Bulldog Classic.
- Third baseman Kelsey Bennett was the lone Hokie to have a multi-hit game, hitting a home run and a single.
- Outfielder Emma Strouth also went deep, posting her third home run of the season.
- Pitcher Keely Rochard pitched a complete-game three-hitter, while fanning two batters and only giving up one earned run.

2019 Schedule

FEBRUARY

8	vs. [RV/RV] WICHITA STATE ¹	CHARLESTON, S.C.	W, 11-3 [5]
8	vs. CENTRAL MICHIGAN ¹	CHARLESTON, S.C.	W, 6-0
9	vs. PURDUE ¹	CHARLESTON, S.C.	W, 7-4
9	AT COLLEGE OF CHARLESTON ¹	CHARLESTON, S.C.	W, 13-0 [5]
10	vs. PURDUE ¹	CHARLESTON, S.C.	W, 5-0
16	vs. DETROIT MERCY ²	CHARLESTON, S.C.	W, 13-0 [5]
16	AT CHARLESTON SOUTHERN ²	CHARLESTON, S.C.	W, 4-0
17	vs. ETSU ²	CHARLESTON, S.C.	W, 8-3
17	AT CHARLESTON SOUTHERN ²	CHARLESTON, S.C.	W, 10-0
22	vs. --/[RV] TEXAS STATE ³	TAMPA, FLA.	L, 17-5 [5]
22	AT USF ³	TAMPA, FLA.	L, 7-2
23	vs. GEORGIA STATE ³	TAMPA, FLA.	W, 6-0
23	vs. --/[RV] TEXAS STATE ³	TAMPA, FLA.	W, 10-0 [5]
24	vs. GEORGIA STATE ³	TAMPA, FLA.	W, 5-1
27	AT RADFORD	RADFORD, VA.	W, 10-0 [5]

MARCH

1	AT No. 8/8 GEORGIA ⁴	ATHENS, GA.	W, 7-6 [8]
2	vs. UAB ⁴	ATHENS, GA.	W, 8-6
2	AT No. 8/8 GEORGIA ⁴	ATHENS, GA.	L, 8-0 [5]
3	vs. UAB ⁴	ATHENS, GA.	W, 4-1
9	GEORGIA TECH* (DH)	BLACKSBURG, VA.	NOON
10	GEORGIA TECH* (DH)	BLACKSBURG, VA.	NOON
15	AT NC STATE*	RALEIGH, N.C.	6 P.M.
16	AT NC STATE*	RALEIGH, N.C.	2 P.M.
17	AT NC STATE*	RALEIGH, N.C.	NOON
19	BINGHAMTON (DH)	BLACKSBURG, VA.	4 & 6 P.M.
20	LIPSCOMB	BLACKSBURG, VA.	6 P.M.
22	AT PITT*	PITTSBURGH, PA.	5 P.M.
23	AT PITT*	PITTSBURGH, PA.	4 P.M.
24	AT PITT*	PITTSBURGH, PA.	NOON
27	RADFORD	BLACKSBURG, VA.	6 P.M.
29	LOUISVILLE*	BLACKSBURG, VA.	6 P.M.
30	LOUISVILLE*	BLACKSBURG, VA.	2 P.M.
31	LOUISVILLE*	BLACKSBURG, VA.	1 P.M.

APRIL

5	AT DUKE*	DURHAM, N.C.	5 P.M.
6	AT DUKE*	DURHAM, N.C.	1 P.M.
7	AT DUKE*	DURHAM, N.C.	1 P.M.
10	No. 19/19 JMU (DH)	BLACKSBURG, VA.	4 & 6 P.M.
12	VIRGINIA*	BLACKSBURG, VA.	6 P.M.
13	VIRGINIA*	BLACKSBURG, VA.	2 P.M.
14	VIRGINIA*	BLACKSBURG, VA.	1 P.M.
17	AT CHARLOTTE (DH)	CHARLOTTE, N.C.	4 & 6 P.M.
19	[RV]/-- UNC* (DH)	BLACKSBURG, VA.	4 & 6 P.M.
20	[RV]/-- UNC*	BLACKSBURG, VA.	1 P.M.
26	AT BOSTON COLLEGE*	CHESTNUT HILL, MASS.	6 P.M.
27	AT BOSTON COLLEGE*	CHESTNUT HILL, MASS.	1 P.M.
28	AT BOSTON COLLEGE*	CHESTNUT HILL, MASS.	NOON
30	LONGWOOD (DH)	BLACKSBURG, VA.	4 & 6 P.M.

MAY

4	WESTERN CAROLINA (DH)	BLACKSBURG, VA.	NOON & 2 P.M.
8-11	ACC TOURNAMENT	TALLAHASSEE, FLA.	TBA

CAPS = HOME | AT = ROAD | VS. = NEUTRAL SITE | * = ACC CONFERENCE GAME | DH = DOUBLEHEADER

1 COUGAR CLASSIC | 2 WINGATE BY WYNDHAM INVITE | 3 USF-RAWLINGS INVITATIONAL | 4 BULLDOG CLASSIC

RANKINGS = USA TODAY/NFCA COACHES' POLL / ESPN.COM/USA SOFTBALL TOP 25

VIRGINIA TECH CONTACT

Lance Dozier
Assistant Director, Strategic Communications
Phone: (507) 993-1898
Email: lance17@vt.edu

SOCIAL



@HokiesSoftball



@HokiesSoftball



/HokieSoftball



@HokieSports



NFCA Week 4 Top 25 Poll

March 5 | *Opponents in italics*

Team (1st place)	Record	Points	Last
1 Florida State (32)	21-0	800	1
2 UCLA	17-1	764	2
3 Oklahoma	15-2	720	4
4 Florida	21-2	711	3
5 Alabama	20-0	650	6
6 Washington	16-3	646	5
7 Tennessee	16-2	601	7
8 <i>Georgia</i>	18-2	546	8
9 Texas	16-3	525	9
10 LSU	18-4	480	10
11 Louisiana	15-3	449	11
12 Arizona	14-5	431	12
13 South Carolina	17-2	423	13
14 Arkansas	18-3	396	14
15 Texas Tech	17-1	319	18
16 Arizona State	15-6	287	15
17 Indiana	17-2	271	16
18 Kentucky	12-7	247	17
19 Oklahoma State	14-5	207	21
20 Auburn	16-4	199	22
21 <i>JMU</i>	7-4	163	19
22 Minnesota	11-6	113	23
23 Wisconsin	17-2	86	
24 Oregon	11-7	72	20
25 Michigan	9-8	51	

Receiving Votes: Northwestern (32), Oregon State (31), Stanford (26), Illinois (25), Boise State (23), Mississippi State (22), **Virginia Tech (13)**, Ohio State (12), Notre Dame (12), Texas A&M (8), Baylor (7), *North Carolina (4)*, Louisiana Tech (4), Drake (3), UCF (2)

USA Softball Week 4 Top 25 Poll

March 5 | *Opponents in italics*

Team (1st place)	Record	Points	Last
1 Florida State (32)	21-0	496	1
2 UCLA	17-1	779	2
3 Oklahoma	15-2	443	4
4 Florida	21-2	439	3
5 Alabama	20-0	431	5
6 Washington	16-3	395	6
7 Tennessee	16-2	385	7
8 <i>Georgia</i>	18-2	327	8
9 Texas	16-3	326	9
10 LSU	18-4	286	10
11 South Carolina	17-2	280	13
12 Louisiana	15-3	272	11
13 Arizona	15-5	252	12
14 Texas Tech	17-1	241	16
15 Arkansas	18-3	230	14
16 Indiana	17-2	205	15
17 Arizona State	15-6	165	17
18 Oklahoma State	14-5	155	18
19 Auburn	16-4	136	21
20 Wisconsin	17-2	89	RV
21 <i>JMU</i>	7-4	81	19
22 Kentucky	12-7	72	22
23 Michigan	9-8	64	--
24 Oregon	11-7	49	20
25 Northwestern	14-4	47	RV

Receiving Votes: Oregon State (38), *Virginia Tech (38)*, Illinois (18), Stanford (15), Minnesota (14), Ohio State (12), Texas A&M (9), California (3), UCF (2), Boise State (1), Cal State Fullerton (1), Coastal Carolina (1), Notre Dame (1)

QUICK FACTS

University NameVirginia Tech
LocationBlacksburg, Va.
Founded1872
Enrollment34,440
PresidentDr. Timothy Sands
Director of AthleticsWhit Babcock
NicknameHokies
MascotHokie Bird
ColorsChicago Maroon and Burnt Orange
AffiliationNCAA Division I
ConferenceAtlantic Coast

2018 INFORMATION, 2019 PREVIEW

Overall Record23-30
ACC Record7-14 (10th)
Starters Returning6
Letterwinners Returning/Lost13/10
Newcomers9
Home FieldTech Softball Park
Capacity1,024

No.	Name	Pos.	Ht.	Yr.	Hometown/High School/Last School
00	Jada Crittendon	OF	5-1	R-Fr.	Norfolk, Va. / Granby
2	Jayme Bailey	U	5-5	Fr.	Scott Depot, W.Va. / Hurricane
3	Keely Rochard	P	5-8	So.	Williamsburg, Va. / Warhill
4	Darby Trull	OF	5-3	So.	Fort Mill, S.C. / Nation Ford
5	Dani Hugney	IF	5-4	Jr.	Fairfax Station, Va. / Robinson Secondary School
6	Lauren Duff	C	5-8	Sr.	Chesapeake, Va. / Hickory
7	Keara Napoli	P	5-6	So.	Alpharetta, Ga. / Cambridge / Georgia
8	Kelsey Bennett	IF	5-5	Fr.	Jefferson, Ga. / Buford
9	Al Velazquez	OF	5-5	So.	Aurora, Colo. / Chanhassen / Minnesota
10	Olivia Lattin	IF	5-6	Sr.	Kingston, N.Y. / Kingston
11	Cana Davis	OF	5-9	So.	Harrisonburg, Va. / Turner Ashby
12	Hannah Jones	IF	5-6	Jr.	Orange, Va. / Orange County
13	Caitlyn Nolan	IF	5-7	Sr.	Bennettsville, S.C. / Marlboro County
14	Emma Strouth	OF	5-7	Sr.	Julian, N.C. / Southeast Guilford
16	Meredith Slaw	IF	5-11	Fr.	Warsaw, Va. / Rappahannock
18	Mackenzie Lawter	C	5-5	So.	South Boston, Va. / Halifax County
19	Kinsey Johnson	OF	5-9	Sr.	Highland, Md. / River Hill
20	Sierra Walton	C/IF	5-7	Sr.	Des Moines, Iowa / Dowling Catholic/Indian Hills CC
21	Stacy Kalt	U	5-6	Fr.	Fallon, Nev. / Churchill
22	Mara Strum	P	6-1	Fr.	Vinton, Va. / William Byrd
25	Carrie Eberle	P	6-0	Jr.	Charlotte, N.C. / Charlotte Catholic
28	Grace Chavez	C	5-9	Fr.	Las Vegas, Nev. / West Career and Technical Academy
29	Maddi Banks	U	5-6	Fr.	Bettendorf, Iowa / Bettendorf
31	Kayleigh Addington	C	5-7	So.	Lexington, Va. / Rockbridge

Softball Staff:

- Head Coach:** Pete D'Amour (First season)
- Assistant Coach:** Kirin Kumar (First season)
- Assistant Coach:** Doug Gillis (First season)
- Volunteer Assistant Coach:** Matt Guemmer (First season)
- Coordinator of Player Development:** Sami Fagan (First season)
- Director of Operations:** Whitney Davis Showalter (Fifth season)
- Recruiting Assistant:** Lexi Denny (Second season)

Pronunciations:

- Jada Crittendon: Jay-duh
- Jayme Bailey: JAY-me
- Keely Rochard: KEY-lee row-SHARD
- Dani Hugney: HUGH-gknee
- Keara Napoli: KEER-uh
- Cana Davis: KAY-nuh
- Emma Strouth: StrOWth
- Sierra Walton: See-AIR-uh
- Mara Strum: Mare-uh
- Carrie Eberle: Eb-er-lee
- Pete D'Amour: Duh-More
- Kirin Kumar: Kier-in
- Matt Guemmer: Gim-mer





ACC Standings

Team	Overall	ACC	Pct.
1. No. 1/1 Florida State	23-1	0-0	.958
2. [RV/RV] Virginia Tech	16-3	0-0	.842
3. Louisville	11-6	0-0	.647
4. Georgia Tech	14-8	0-0	.636
5. NC State	11-7	0-0	.611
6. [RV/RV] Notre Dame	9-7	0-0	.563
7. [RV]/-- North Carolina	9-8	0-0	.529
8. Virginia	8-9	0-0	.471
9. Duke	9-12	0-0	.429
10. Boston College	7-11	0-0	.389
11. Syracuse	5-11	0-0	.313
12. Pitt	3-15	0-0	.167

Preseason ACC Coaches' Poll

1. Florida State (121 points, 11 first-place votes)
2. Notre Dame (102 points)
3. North Carolina (95 points)
4. Pitt (88 points)
5. Louisville (75 points)
6. Duke (69 points)
7. Georgia Tech (55 points)
8. Syracuse (51 points)
9. Boston College (47 points)
10. Virginia Tech (41 points, 1 first-place vote)
11. NC State (29 points)
12. Virginia (19 points)

ACC Preseason All-Conference

Raine Wilson, JR, IF, Duke
 Carsyn Gordon, SR, IF, Florida State
 Sydney Sherrill, SO, IF, Florida State
 Sidney Melton, SR, IF, Louisville
 Olivia Gray, SR, IF, Pitt
 Zoe Casas, SR, OF, Florida State
 Kiani Ramsey, SR, OF, North Carolina
 Bryce Holmgren, SR, OF, Syracuse
 Abby Sweet, SO, OF, Notre Dame
 Meghan King, SR, P, Florida State
 Brittany Pickett, JR, P, North Carolina
 Alexa Romero, JR, P, Syracuse
Carrie Eberle, JR, P, Virginia Tech
 Anna Shelnut, JR, C, Florida State
 Megan Hensley, SR, DP, Louisville

GREENSBORO, N.C. – Reigning national champion Florida State leads all ACC teams with five selections to the inaugural Preseason All-ACC Softball Team and has been chosen as the 2019 ACC softball preseason favorite in a vote of the league's 12 head coaches.

The Seminoles have won five straight ACC Softball Championships, and received all 11 possible first-place votes, as coaches were not allowed to vote for their own teams.

Louisville, North Carolina and Syracuse have two representatives each on the preseason team, with Duke, Notre Dame, Pitt and Virginia Tech earning one selection each.

The preseason squad includes nine members named 2018 First Team All-ACC, and five named Second Team All-ACC last year.

YOU ALREADY KNOW IT

- Tech's RBI leader last year, Olivia Lattin with 19, has already been topped by Emma Strouth, who boasts 20 runs brought in.
- Fellow senior Caitlyn Nolan has tied last year's mark with 19, meaning already two Hokies have tied last year's mark and shows how they're on pace to be better at the place come ACC play.

HOME OPENERS

- The Hokies, who started last season at home in a nonconference game, get back to starting at TSP with a league contest.
- They have won only two of their last six games at home, dating back to 2013. They're 15-8 overall.
- Saturday will mark just the second time that the Yellow Jackets and Hokies have squared off at TSP for the league opener. The first time around was all Yellow Jackets, as they won 13-0 in 2009.

Year	W/L	Opponent	Score	Location
1996:	L	Liberty	6-1	Blacksburg, Va.
1997:	L	George Mason	4-3	Blacksburg, Va.
1998:	W	Charlotte	8-6	Blacksburg, Va.
1999:	W	Liberty	4-3	Blacksburg, Va.
2000:	W	Radford	10-2	Blacksburg, Va.
2001:	W	Radford	2-0	Blacksburg, Va.
2002:	W	Akron	2-0	Blacksburg, Va.
2003:	L	St. Bonaventure	4-3	Blacksburg, Va.
2004:	W	Radford	7-2	Blacksburg, Va.
2005:	W	Radford	3-2	Blacksburg, Va.
2006:	W	Radford	3-2	Blacksburg, Va.
2007:	W	Radford	1-0	Blacksburg, Va.
2008:	W	UNCG	8-0	Blacksburg, Va.
2009:	L	Georgia Tech	13-0	Blacksburg, Va.
2010:	W	North Carolina A&T	11-3	Blacksburg, Va.
2011:	W	Cornell	9-0	Blacksburg, Va.
2012:	W	Radford	9-1	Blacksburg, Va.
2013:	L	NC State	10-2	Blacksburg, Va.
2014:	L	North Carolina	8-4	Blacksburg, Va.
2015:	W	Syracuse	2-0	Blacksburg, Va.
2016:	W	Radford	2-1	Blacksburg, Va.
2017:	L	Florida State	12-3	Blacksburg, Va.
2018:	L	Radford	4-0	Blacksburg, Va.

ACC OPENERS

- When the Hokies joined the ACC in 2005, they started each opener off strong, winning their first four league openers.
- However, they've only won three since then, going 3-7 over that span. They're 7-7 overall.
- This weekend marks the second straight season Tech opens up at home to an ACC foe for the first time since the 2013 and 2014 seasons.

Year	W/L	Opponent	Score	Location
2005:	W	Maryland	5-0	Blacksburg, Va.
2006:	W	Virginia	4-1	Blacksburg, Va.
2007:	W	Georgia Tech	6-0	Blacksburg, Va.
2008:	W	Georgia Tech	4-2	Atlanta, Ga.
2009:	L	Georgia Tech	13-0	Blacksburg, Va.
2010:	W	NC State	2-0	Raleigh, N.C.
2011:	L	North Carolina	3-0	Chapel Hill, N.C.
2012:	W	North Carolina	5-0	Blacksburg, Va.
2013:	L	NC State	10-2	Blacksburg, Va.
2014:	L	North Carolina	8-4	Blacksburg, Va.
2015:	L	North Carolina	6-1	Chapel Hill, N.C.
2016:	L	NC State	2-1	Raleigh, N.C.
2017:	W	Virginia	13-5	Charlottesville, Va.
2018:	L	Syracuse	2-0	Blacksburg, Va.

IT'S BEEN A MINUTE

- When the Hokies beat the eighth-ranked Georgia Bulldogs last weekend, it marked their first win over a top 10-opponent since 2016 vs. No. 6 JMU.
- Darby Trull hit the would be game-winning RBI in the top of the eighth to win it.

ACC AWARDS

- For the second time this season, the Hokies swept the weekly awards honored by the league office.
- After opening weekend, Caitlyn Nolan earned Player of the Week while Keely Rochard was tabbed Co-Pitcher of the Week.
- In similar fashion, the ACC selected two Hokies this past Tuesday, as well as two Fighting Irish, as the Co-Player and Co-Pitchers of the Week, including Kelsey Bennett (Player) and Carrie Eberle (Pitcher).
- It marked the first honor by the ACC for both of them this season.

A SMALL WORLD

- The world just got smaller in Blacksburg as Georgia Tech assistant coach Reese Mariconda was a former Hokie softball player, earning All-ACC three times and a trip to the Women's College World Series in '08.
- Vice versa, the Hokies have a former Yellow Jacket in assistant coach Kirin Kumar. She was a part of the winningest graduating class ('05) in GT history, and earned ACC All-Tournament team her senior year.

SHUT 'EM DOWN

- The Hokies boast one of the best pitching staffs in the nation, tying for second in the nation with nine shutouts, trailing No. 10/10 LSU, and being one of only six teams with nine or more.

School	Shutouts	IP	Batters Faced
LSU (SEC)	10	141	592
Florida (SEC)	9	152	579
Georgia (SEC)	9	127	521
Houston (American)	9	139	562
Loyola Chicago (MVC)	9	114	462
Virginia Tech (ACC)	9	119	500

THE BEST IN THE LAND

- After racking up 194 hits through 19 games of nonconference play, the Hokies find themselves as one of the best teams at the plate this season.
- They are one of only four teams to own a batting average over .359.

School	Games	At-bats	Hits	BA
Florida State (ACC)	24	641	247	.385
Tennessee (SEC)	18	457	171	.374
Virginia Tech (ACC)	19	531	194	.365
South Carolina (SEC)	20	518	186	.359

A WIN WOULD

- If the Hokies win over Georgia Tech, it would mark their first home-opening win since 2016 and first against an ACC opponent since 2015.
- If the Hokies win the series, it would be their first time winning an ACC opening series at home since 2007. It's only happened twice (2007 & '05).
- It also would mark first-year head coach Pete D'Amour earning his first league win and series.

OUT AHEAD

- The Hokies typically get off to a fast start, outscoring their opponents 68-5 in the first three innings of the game.
- They have outscored their opponents 22-0 in the first inning, 23-4 in the second and 23-1 in the third.
- Tech is 16-2 when it scores first this year.

PLATE DISCIPLINE

- The Hokie have struck out the fewest times among ACC teams, only striking out 50 times. The next-best team is Virginia at 59.



MISCELLANEOUS

Multiple Hit Games	2	3	4	5+	Total
14 Emma Strouth	5	3	-	-	8
13 Caitlyn Nolan	5	2	-	-	7
4 Darby Trull	2	2	2	-	6
8 Kelsey Bennett	4	2	-	-	6
9 Al Velazquez	5	1	-	-	6
6 Lauren Duff	3	-	-	-	3
29 Maddi Banks	2	1	-	-	3
2 Jayme Bailey	3	-	-	-	3
10 Olivia Lattin	1	1	-	-	2
20 Sierra Walton	1	-	-	-	1
18 Mackenzie Lawter	-	1	-	-	1
16 Meredith Slaw	1	-	-	-	1
TEAM	32	13	2	0	47

Hitting Streaks	Longest	Current
9 Al Velazquez	10	6
14 Emma Strouth	10	1
4 Darby Trull	9	-
13 Caitlyn Nolan	7	-
6 Lauren Duff	6	-
2 Jayme Bailey	6	1
8 Kelsey Bennett	6	1
11 Cana Davis	4	-
28 Grace Chavez	4	-
16 Meredith Slaw	4	-
20 Sierra Walton	3	-
10 Olivia Lattin	3	3
29 Maddi Banks	2	1
18 Mackenzie Lawter	2	1
25 Carrie Eberle	1	1
19 Kinsey Johnson	1	-
5 Dani Hugney	1	-
21 Stacy Kalt	1	1
12 Hannah Jones	1	-

Multiple RBI Games	2	3	4	5+	Total
14 Emma Strouth	7	1	-	-	8
13 Caitlyn Nolan	2	4	-	-	6
4 Darby Trull	2	2	-	-	4
20 Sierra Walton	3	-	-	-	3
8 Kelsey Bennett	2	-	1	-	3
16 Meredith Slaw	2	1	-	-	3
9 Al Velazquez	1	1	-	-	2
28 Grace Chavez	1	-	-	-	1
29 Maddi Banks	1	-	-	-	1
12 Hannah Jones	-	1	-	-	1
18 Mackenzie Lawter	1	-	-	-	1
TEAM	22	10	1	0	33

Reached Base Streaks	Longest	Current
9 Al Velazquez	12	6
13 Caitlyn Nolan	10	1
2 Jayme Bailey	10	1
14 Emma Strouth	10	1
8 Kelsey Bennett	10	1
6 Lauren Duff	9	-
4 Darby Trull	9	-
11 Cana Davis	5	1
28 Grace Chavez	5	-
18 Mackenzie Lawter	5	1
29 Maddi Banks	5	2
16 Meredith Slaw	4	-
20 Sierra Walton	4	1
10 Olivia Lattin	3	3
12 Hannah Jones	2	-
21 Stacy Kalt	2	2
19 Kinsey Johnson	2	-
25 Carrie Eberle	1	1
5 Dani Hugney	1	-



HOKIES IN THE POLLS

	NFCA	USA Softball	Softball America	Fastpitch News	College Sports Madness
P	-	RV	-	-	-
W1	-	RV	-	-	-
W2	RV	RV	25	21	-
W3	-	RV	-	-	-
W4	RV	RV	-	24	24
W5	-	-	-	-	-
W6	-	-	-	-	-
W7	-	-	-	-	-
W8	-	-	-	-	-
W9	-	-	-	-	-
W10	-	-	-	-	-
W11	-	-	-	-	-
W12	-	-	-	-	-
W13	-	-	-	-	-
W14	-	-	-	-	-
W15	-	-	-	-	-
Final	-	-	-	-	-

THE ONLY

- The Hokies are the only school in the country to have two pitchers that own eight or more wins in the circle.
- The dynamic duo of Carrie Eberle (8-1) and Keely Rocharad (8-2) have given the Hokies a huge advantage in the pitching department.

LIKE I'M JORDAN, '96, '97

- Opening weekend, the Hokies had two players hit back-to-back home runs in Emma Strouth and Caitlyn Nolan against Central Michigan on Feb. 9.
- Seven days later, two different players did the same thing, as Hannah Jones and Maddi Banks cranked out two in a row versus Detroit Mercy on Feb. 16.
- This past weekend at Georgia, Meredith Slaw and Caitlyn Nolan had back-to-back home runs against UAB on Sunday.

ROCHARD MAKES HISTORY

- Sophomore Keely Rocharad was on her A-game in the circle two weekends ago, facing 38 batters and not surrendering a hit and only allowing three walks to Detroit Mercy and Charleston Southern.
- Her two no-hitters made her the third player in school history to have consecutive no-nos, joining Clarissa Crowell (1999) and Ashlee Dobbe (2000).
- She also became the first player since 2000 to accomplish the feat and only the sixth Hokie to post two or more no-hitters, as well as the first no-hitter since Feb. 24, 2017, when Aysha Richardson did it against Seton Hall in five innings.

Name	No-nos	Ex. Inn.	7 IP	5/6 IP	vs. P5
Anglea Tincher (05-08)	14	2	9	3	5
Ashlee Dobbe (99-02)	8	0	5	2	2
Clarissa Crowell (99-02)	4	0	4	0	1
Kelly Heinz (13-15)	3	0	0	3	0
Katie Maynard (03-06)	2	1	1	0	0
Keely Rocharad (18-19)	2	0	1	1	0

ON THE COVER OF LETHAL WEAPON

- Third baseman Kelsey Bennett hit back-to-back home runs last weekend against [RV] Texas State, accomplishing the feat in the third and fifth frames.
- The Georgia native became the first Hokie to do so since March 10, 2017, when Breanna Davenport did it versus No. 1 Florida State.
- Bennett also was the first freshman to hit two homers in the same game since April 30, 2016, when Lauren Duff did it against rival Virginia. It marked the ninth time a freshman has ever hit two out of the park in the same contest.

A WEEKEND FOR FIRSTS

- The long ball was a common theme for the Hokies in Charleston, who saw six players hit a home run. Of the six, five did it for the first time at the college level. The five consisted of three freshmen and two sophomores.
- For the first-timers, freshman Maddi Banks homered to center versus Detroit Mercy to start it off.
- Sophomore Mackenzie Lawter drilled one down the left-field line against ETSU for a solo HR.
- Fellow sophomore Darby Trull answered two innings later with a solo shot to right center.
- Against Charleston Southern, freshman Kelsey Bennett belted a solo one to left center.
- And in the top of the seventh versus Charleston Southern, freshman Meredith Slaw pinch-hit and sent a rocket to right center, a three-run shot.

MARGIN OF VICTORY

- In Tech's 13-0 victory over College of Charleston on Feb. 9, the 13-run differential tied the sixth-best scoring margin in a win in school history.
- The Hokies followed it up a week later, beating Detroit Mercy by the same score, 13-0, on Feb. 16.

Opponent	Date	Score	Location
Florida A&M	Feb. 9, 2018	19-1 (18)	Gulf Shores, Ala.
Seton Hall	Feb. 21, 2015	18-0 (18)	Greenville, N.C.
St. Louis	Feb. 28, 1998	19-3 (16)	Atlanta, Ga.
Virginia	April 30, 2016	15-0 (15)	Blacksburg, Va.
Radford	March 30, 2002	15-0 (15)	Blacksburg, Va.
Detroit Mercy	Feb. 16, 2019	13-0 (13)	Charleston, S.C.
Col. of Charleston	Feb. 9, 2019	13-0 (13)	Charleston, S.C.
Seton Hall	Feb. 24, 2017	13-0 (13)	Greenville, N.C.
George Mason	March 7, 2004	15-2 (13)	Kissimme, Fla.
NC A&T	April 25, 1998	15-2 (13)	Blacksburg, Va.
St. Bonaventure	April 12, 1998	13-0 (13)	Blacksburg, Va.

AGAINST THE POWER FIVE

- While at Kennesaw State, Coach D'Amour had a knack for winning against teams from a Power Five conference.
- D'Amour took down four Power Five schools, including two in extra innings.

Date	School	Site	Score
Feb. 25, 2018	Illinois	Kennesaw, Ga.	5-4 (8)
March 10, 2018	Michigan State	Kennesaw, Ga.	W, 9-8
March 11, 2018	Michigan State	Kennesaw, Ga.	W, 7-3
March 25, 2018	NC State	Raleigh, N.C.	W, 8-2
April 11, 2018	Georgia Tech	Kennesaw, Ga.	W, 1-0 (10)

BEST STARTS IN SCHOOL HISTORY

- With the Hokies starting the season 9-0 after winning two tourney in Charleston, they tie the second-best start in school history and have a chance to claim it outright this weekend.
- Below is the best starts in school history and how those teams ended up.

Year	Start	Overall Record	Postseason
2006	10-0	39-22 (12-8 ACC)	Regionals (Knoxville)
2019	9-0	13-2 (0-0 ACC)	
2015	9-0	34-23 (9-14 ACC)	Regionals (Knoxville)
2012	7-0	43-21 (12-8 ACC)	Regionals (Knoxville)

NEW POWER FIVE HEAD COACHES

- The offseason was an eventful one for the coaching carousel, especially in the Power Five. There were 58 coaching changes in Division I, including 11 in the Power Five.
- D'Amour was one of the 11 and he is one of seven that came from a mid-major as a head coach. Two were sitting Power Five head coaches (Texas' Mike White and Louisville's Holly Aprile) and two were Power Five assistant coaches (Oregon's Melyssa Lombardi and Kansas' Jennifer McFalls).
- Interestingly enough, of the 11 Power Five head coaching moves, the ACC is the conference with the most change (5 moves), making up 45 percent.

Name	Old School	Title	New School
Larissa Anderson	Hofstra	HC	Missouri
Holly Aprile	Pitt	HC	Louisville
Kristen Butler	Toledo	HC	Rutgers
Pete D'Amour	Kennesaw State	HC	Virginia Tech
Shannon Doepking	Dartmouth	HC	Syracuse
Renee Gillispie	UCF	HC	Iowa
Jodi Hermanek	Ohio	HC	Pitt
Melyssa Lombardi	Oklahoma	Ass.	Oregon
Jennifer McFalls	Texas	Ass.	Kansas
Jennifer Patrick-Swift	St. Francis	HC	NC State
Mike White	Oregon	HC	



YOUTH MOVEMENT

- With three-year starter Olivia Lattin going down to injury, second base has come open and freshman Maddi Banks has filled that role with five starts there.
- Fellow freshmen Kelsey Bennett and Jayme Bailey have enjoyed early playing time, as the two play in the infield at third and first base.
- The outfield has two underclassmen start as well, with sophomores Darby Trull (CF) and Al Velazquez (RF) holding it down, while Mackenzie Lawter is behind the dish.
- That means the five of the eight positions, excluding pitcher, are underclassmen. But the two seniors are key in LF Emma Strouth (.500, 18 RBIs) and SS Caitlyn Nolan (.388, 16 RBIs).

NFCA TIDBITS

- When Caitlyn Nolan was named NFCA DI National Player of the Week on Feb. 12 and teammate Keely Rochard followed up with NFCA DI National Pitcher of the Week the next week, it made history.
- Since 2015, it had only happened three times that a school repeated national player of the week. However, it was the same person in each instance, making Tech's situation the first in the last four years.

Name	School	Position	Year
Ally Carda	UCLA	Pitcher	2015
Shelby Turnier	UCF	Pitcher	2015
Rachel Garcia	UCLA	Pitcher	2018
Caitlyn Nolan/Keely Rochard	Virginia Tech	SS/P	2019

A TOP-100 PLAYER

- Pitcher Carrie Eberle was named to Softball America's inaugural top-100 players lists, as announced by the newly formed organization on Feb. 7.
- The junior was one of 10 players from the ACC and one of 35 pitchers.

EBERLE NAMED AN ALL-AMERICAN

- After a breakout season in the circle in 2018, Carrie Eberle was named a preseason All-American by Justin's World of Softball (JWOS).
- Eberle boasts the second-best returning ERA and opponent batting average in the ACC.

FIRST TIME FOR EVERYTHING

- For the first time in ACC history, the league office asked the conference's coaches to submit a preseason ballot naming an all-conference team.
- Tech's Carrie Eberle found her name on the preseason all-conference team, being one of four pitchers named to the prestigious list. The Hokies were picked 10th in the preseason poll, including a first-place vote.

STROUTH RISING IN TRIPLES

- Senior Emma Strouth, a speedster in the outfield, also gets it done out of the box as she is now No. 2 all-time in the record books, following her triple against Purdue on Feb. 10.
- She is three away from tying the Hokies' all-time leader in Bronwyn Blair, who set the record at 12 her senior year in 2001.

Name	Game	Triples
Bronwyn Blair	1998-01	12
Emma Strouth	2016-19	9
Ashton Ward	2010-11	8
Charisse Mariconda	2006-09	8
Carmen Farmer	2000-03	8
Michelle Meadows	1997-00	8
Melissa Sanderson	1996	8

THE RETURN

- After deciding not to play last season, catcher Lauren Duff makes her return to the team this season.
- The 2016 ACC Freshman of the Year should contribute immediately behind the plate. During her rookie campaign, the Chesapeake, Virginia native batted .347 with 43 hits, 20 RBIs and five home runs, while throwing out 13 runners.
- Her sophomore season saw similar success, as Duff hit over .300 for the second consecutive season, drove in 21 RBIs and belted seven home runs behind a career-high 48 hits.
- This season so far Duff has contributed with seven starts at catcher, a .355 batting average and five RBIs.

NEW YEAR, NEW FACES

- Tech's Pete D'Amour became only the second coach in school history this past summer and he brought in a new staff with him.
- His first hire came on June 27, 2018, when he tabbed Kirin Kumar as an assistant coach. Kumar, who has ties to the ACC, comes most recently from NC State and played at Georgia Tech.
- Coming with him from the Peach State, Doug Gillis was hired on August 10, 2018, after being the pitching coach at Kennesaw State. He holds the same role in Blacksburg.
- On Aug. 30, 2018, D'Amour added his volunteer assistant in Matt Guemmer. Guemmer, who graduated from Missouri, worked with D'Amour in Columbia as a student manager from 2012-13. He most recently comes from DeSoto High School, where he was the head softball coach and won a state title in 2014.
- Former All-American at Missouri Sami Fagan joined the staff in the winter after playing professionally in Japan and the United States. She holds the title of coordinator of player development.

STARTERS SUMMARY

Player	GS	Position										Batting Order										
		p	c	1b	2b	3b	ss	lf	cf	rf	of	dh	1st	2nd	3rd	4th	5th	6th	7th	8th	9th	
13 Caitlyn Nolan	19	19
8 Kelsey Bennett	19	19	2	13	3	1	.	.
14 Emma Strouth	19	19
9 Al Velazquez	19	18	.	1
29 Maddi Banks	17	.	.	.	15	.	.	.	2	1	15
4 Darby Trull	16	16	1
2 Jayme Bailey	14	.	.	13	1	11	3	.	.
6 Lauren Duff	11	.	8	3
18 Mackenzie Law	11	.	11	8	3
3 Keely Rochard	10	10
25 Carrie Eberle	9	9	1	.
16 Meredith Slaw	8	8	.	.	2	.	2	.	3	1
11 Cana Davis	7	1	1	.	5	1	1	.	.	.
20 Sierra Walton	7	.	.	6	1	.	.	2	.	1	3	.	1
10 Olivia Lattin	3	.	.	.	3
28 Grace Chavez	1	1



GEORGIA TECH - LAST THREE BOX SCORES

VT 2, GT 3 (April 27, 2018)

- Shortstop Caitlyn Nolan turned in a team-high two hits, including a home run.
The Hokies outthit the Yellow Jackets 7-4, but left nine runners on base.
Carrie Eberle had a quality start (pitch 6.0 innings and allow no more than three earned runs), striking out three batters on 108 pitches.
Hannah Jones came in as a pinch hitter and ripped a double.



Box score for VT 2, GT 3 (April 27, 2018) showing player stats for Virginia Tech 2 and Georgia Tech 3.

Score by Innings table for VT 2, GT 3 (April 27, 2018)

E - Lattin, D(10); Kruzik, K(6); Bell, M(6); DP - VT 1, LOB - VT 9; GT 4, 2B - Jones, H.(3); Prairie, R.(3); HR - Nolan, C.(1); Bell, M.(1); SH - Lattin, O.(3); SF - Hooper, L.(1); SB - Schoenewald(4); CS - Mehr, J.(1); Walk, S(1).

Virginia Tech and Georgia Tech player statistics for VT 2, GT 3 (April 27, 2018)

Win - Anderson, E (18-14); Loss - Eberle, C (10-15); Save - None.
PB - Watson, S.(1); Inherited runners/scored: None. Pitches/strikes: Eberle, C, 108(62); Anderson, E, 118(72).
Umpires - HP: Donald Brown 1B: Ted Broyles 3B: Tim Kaszta
Start: 6pm Time: 1:50 Attendance: 197
Weather: Sunny

VT 5, GT 1 (April 28, 2018)

- The Hokies once again outthit the Yellow Jackets, this time 6-3 on their way to their lone win of the three-games series in Atlanta.
No Hokie had a multi-hit game, but it was a balanced attack with four solo home runs.
Despite not pitching, Carrie Eberle still had a big impact on the game, getting two RBIs as a DP.
Keely Richard had one of her best games last year, throwing a three-hitter with six strikeouts.



Box score for VT 5, GT 1 (April 28, 2018) showing player stats for Virginia Tech 5 and Georgia Tech 1.

Score by Innings table for VT 5, GT 1 (April 28, 2018)

LOB - VT 5; GT 3, 2B - Trull, D.(1); Startoff, C.(12); HR - Eberle, C.(7); Lattin, G.(5); Mehr, J.(4); Clark, T.(3); Hucksabay, C.(7); SH - Schoenewald(4); CS - Schoenewald(2).

Virginia Tech and Georgia Tech player statistics for VT 5, GT 1 (April 28, 2018)

Win - Richard, K. (5-4); Loss - Barfield, B (2-3); Save - None.
Inherited runners/scored: Dickerson, N, 2/0. Pitches/strikes: Richard, K, 112(74); Barfield, B, 47(41); Dickerson, N, 43(28).
Umpires - HP: Ted Broyles 1B: Tim Kaszta 3B: Donald Brown
Start: 6pm Time: 1:50 Attendance: 242
Weather: Sunny

VT 0, GT 3 (April 29, 2018)

- And for the third straight game, the Hokies outthit the Yellow Jackets, but despite an 8-1 mark, they fell 3-0 to lose the rubber match.
Sierra Walton led the Hokies at the plate with a team-high two hits.
In the circle, Jordan Dail (now at Oregon) and Carrie Eberle split time with each throwing roughly three innings and combining for eight strikeouts and a one-hitter, but seven walks and a HBP.



Box score for VT 0, GT 3 (April 29, 2018) showing player stats for Virginia Tech 0 and Georgia Tech 3.

Score by Innings table for VT 0, GT 3 (April 29, 2018)

E - Chaholm, K(13); LOB - VT 11; GT 7; HBP - Kruzik, K; Hooper, L; SB - Sonnon, D (2).

Virginia Tech and Georgia Tech player statistics for VT 0, GT 3 (April 29, 2018)

Win - Anderson, E (19-14); Loss - Dail, J. (6-10); Save - None.
WP - Dail, J. (2/7); Anderson, E(5); HBP - by Dail, J. (Kruzik, K); by Dail, J. (Hooper, L); Inherited runners/scored: Eberle, C, 2/0. Pitches/strikes: Dail, J, 67(34); Eberle, C, 76(37); Anderson, E, 114(68).
Umpires - HP: Tim Kaszta 1B: Donald Brown 3B: Ted Broyles
Start: 6pm Time: 2:00 Attendance: 271
Weather: Sunny

HOME RUN TRACKER TEAM, PLAYER & OPPONENT HIGHS

Table listing home run details: Who (Caitlyn Nolan, Emma Strouth, etc.), What (Solo HR, 3-run HR, etc.), Count (1-0, 2-0, etc.), and When (vs. [RV] Wichita State, etc.).

Notes

Total team HRs: 27
First-pitch HRs: 3
Strouth/Nolan's HRs vs. Central Michigan were back-to-back
Jones/Banks' HRs vs. Detroit Mercy were back-to-back
Trull's HR vs. ETSU was a leadoff HR
Trull's HR vs. USF was inside the park
Bennett's two HRs vs. [RV] Texas State were back-to-back
Slaw/Nolan's HRs vs. UAB were back-to-back

Table listing team, player, and opponent highs for Runs, RBIs, HRs, Steals, and Ks.

Walks Allowed

Table listing walks allowed: Team (12 vs. [RV] Texas State), Player (7 - Mara Strum vs. [RV] Texas State), Opponent (7 - Purdue).



THE LAST TIME VIRGINIA TECH..

Recorded 10+ hits in a game	11, vs. UAB (3/2/19)
Recorded 15+ hits in a game	15, vs. ETSU (2/17/19)
Scored 10+ runs in a game	10, at Radford (2/27/19)
Scored 15+ runs in a game	19, vs. Florida A&M (2/9/18)
Drew eight walks or more in a game	8, at Virginia [1] (4/14/18)
Stole five or more bases in a game	7, vs. Purdue (2/10/19)
Hit 3 home runs in a game	3, vs. UAB (3/2/19)
Hit 4 home runs in a game	4, vs. Hampton (5/2/18)
Hit 4+ home runs in a game	5, vs. Virginia (4/30/16)
Had 3+ players with 3+ hits in a game	3-Lauren Duff, 3-Emma Strouth & 3-Carolina Schoenewald, WCU [1] (4/25/17)
Turned a triple play	No. 1 Florida State, L, 12-5 [5] [1] (3/10/17)
Highest ranked opponent defeated	No. 4 Michigan, 6-2, at Gainesville, Fla. (2/20/99)
Defeated ranked opponent at home	No. 6 JMU, 2-1 (4/6/16)
Highest ranked opponent defeated at home	No. 6 JMU, 2-1 (4/6/16)
Defeated ranked opponent on the road	No. 8 Georgia, 7-6 [8] (3/1/19)
Highest ranked opponent defeated on the road	No. 6 Michigan, 6-1 (5/25/08)
Defeated ranked opponent at neutral site	vs. No. 20 Michigan, 1-0 [8], in Austin, Texas (2/24/18)
Highest ranked opponent defeated at neutral site	No. 4 Michigan, 6-2, at Gainesville, Fla. (2/20/99)
Defeated a top-10 team	No. 8 Georgia, 7-6 [8] (3/1/19)
Won a run-rule game	at Radford 10-0 [5] (2/27/19)
Lost a run-rule game	No. 8 Georgia, 8-0 [5] (3/2/19)
Won an extra-inning game	No. 8 Georgia, 7-6 [8] (3/1/19)
Lost an extra-inning game	at North Carolina, 4-3 [8] (4/8/18)
Was no-hit by	Alexa Romero, vs. Syracuse, L, 2-0 (3/9/18)

THE LAST TIME A TECH PLAYER..

Recorded five hits in a game	Caroline Schoenewald, vs. Lamar (2/8/18)
Recorded four hits in a game	Darby Trull, at No. 8 Georgia (3/1/19)
Drove in 5+ runs in a game	6, Carrie Eberle vs. Florida A&M (2/9/18)
Scored 4+ runs in a game	Caroline Schoenewald, vs. Lamar (2/8/18)
Hit a grand slam	Olivia Lattin at Virginia [1] (4/14/18)
Hit 2+ home runs in a game	2, Caitlyn Nolan at Radford (2/27/19)
Player hit back-to-back home runs	3rd & 5th inn., Kelsey Bennett vs. (RV) Texas State (2/23/19)
Players hit back-to-back home runs	Meredith Slaw & Caitlyn Nolan vs. UAB (3/3/19)
Players hit back-to-back-to-back home runs	2nd inn. K. McGoldrick, K. Smith and K. Mericka vs. Seton Hall (2/21/15)
Hit for the cycle	Never
Had 2+ doubles in a game	2, Darby Trull at No. 8 Georgia (3/1/19)
Had 2+ triples in a game	2, Courtney Brinkman at ETSU (4/25/02)
Drew 4+ walks in a game	4, Courtney Liddle vs. Miami (3/10/12)
Stole 3+ bases in a game	3, Kat Banks vs. Boston College (3/27/11)
Had a walk-off home run	Caroline Schoenewald vs. Liberty, 1-0 [8] (4/10/18)
Had a walk-off grand slam	Betty Rose vs. Cornell, 8-4 (3/20/12)
Had a walk-off hit	Caroline Schoenewald vs. Liberty 1-0 [8] (4/10/18)

THE LAST TIME A TECH PLAYER..

Struck out 15+ batters	15, Maggie Tyler at USC-Upstate (2/27/16)
Struck out 10+ batters	13, Keely Rochard at Charleston Southern (2/17/19)
Threw a no-hitter	Keely Rochard vs. Charleston Southern (2/17/19)
Threw a 7-inning no-hitter	Keely Rochard vs. Charleston Southern (2/17/19)
Threw a 7-plus-inning no-hitter	Angela Tincher vs. Florida State (5/10/08)
Threw a perfect game	Jasmin Harrell vs. Liberty [5 Inn.] (5/1/12)
Threw a 7-plus-inning perfect game	Angela Tincher vs. Florida State [8 Inn.] (3/24/07)

THE LONGEST TECH GAMES..

14 Innings	Virginia Tech 3, Florida State 2; First Round of 2005 ACC Championship (College Park, Md.)
13 Innings	Virginia Tech 3, Marshall 2; 2013 NCAA Tournament (Lexington, Ky.)
12 Innings	BC 2, VT 1; 2003 (Chestnut Hill), VT 1, Louisville 0; 2005 NCAAs (Knoxville), Arizona 4, VT 3; 2008 (Tucson)
11 Innings	VT 2, Liberty 1; 2000 (Chattanooga); VT 6, Nevada 5; 2005 (Las Vegas)
10 Innings	10 times; last: Virginia Tech 6, Pitt 3; 2015 (Pittsburgh, Pa.)
9 Innings	25 times; last: Lamar 10, Virginia Tech 9 (Gulf Shores, Ala.)

What's a Hokie?



The answer leads all the way back to 1896 when Virginia Agricultural and Mechanical College changed its name to Virginia Polytechnic Institute. With the change came the necessity for writing a new cheer and a contest for such a purpose was held by the student body.

Senior O.M. Stull won first prize for his "Hokie" yell which is still used today. Later, when asked if "Hokie" had any special meaning, Stull explained the word was solely the product of his imagination and was used only as an attention-getter for his yell. It soon became a nickname for all Tech teams and for those people loyal to Tech athletics.

The official university school colors - Chicago Maroon and Burnt Orange - also were introduced in 1896. The colors were chosen by a committee because they made a 'unique combination' not worn elsewhere at the time. The official definition of "Hokie" is "a loyal Virginia Tech Fan".


'19 CLASS OF ACC COACHES

- The Atlantic Coast Conference enters 2019 with five new head coaches from its 12 member institutions, including Louisville's Holly Aprile, NC State's Jennifer Patrick-Swift, Pitt's Jodi Hermanek, Syracuse's Shannon Doepking and Virginia Tech's Pete D'Amour.
- Previously, Aprile was the head coach at Pitt, Patrick-Swift was the head coach at St. Francis, Hermanek was the head coach at Ohio, Doepking was the head coach at Dartmouth and D'Amour was the head coach at Kennesaw State.

Name	Team	Overall	ACC	Home	Away	Neutral
Pete D'Amour	Virginia Tech	16-3	0-0	0-0	5-2	11-1
Holly Aprile	Louisville	11-6	0-0	4-0	1-1	6-5
Jennifer Patrick-Swift	NC State	11-7	0-0	7-5	2-0	2-2
Shannon Doepking	Syracuse	5-11	0-0	0-0	1-4	4-7
Jodi Hermanek	Pitt	3-15	0-0	0-0	0-5	3-10

SOFTBALL INDOOR FACILITY

- The facility, which is attached to Rector Field House (track & field) and immediately adjacent to Tech Softball Park, opened this fall and provides the Hokies with an indoor infield for practice during inclement weather, along with four cages for hitting and pitching practice.
- The one-story building also features two coaches rooms, an equipment room, a team room, a film room, a mudroom and team facilities. The facility will be available to the program year-round and will have uses for practice, team events and gameday necessities. The new facility will encompass more than 16,000 square feet.
- The facility was designed by Cannon Designs and was built by Branch Associates of Salem, Virginia. This project was a part of a larger plan that vastly improved Rector Field House (track & field) and all of the adjacent athletics facilities. Total cost was roughly \$18 million.



Batting average	.286	.365
Slugging percentage	.485	.588
On-base percentage	.390	.444
Fielding percentage	.963	.964
ERA	4.06	2.12
Opponent BA	.270	.201

TEAM AVERAGES

- Coming into the first weekend of ACC action, the Hokies boast the top mark in all six categories. It has a slight lead in fielding percentage (.964), just .001 more than Georgia Tech, while having a healthy margin in batting average (.365).
- Both teams are holding their opponent batting averages to under .300, with the Yellow Jackets coming in at .270 and the Hokies at .201.



D'AMOUR'S RECORD WHEN...

Total:	95-40
Conference:	25-9
Nonconference:	70-31
Home:	45-16
Away:	24-15
Neutral:	26-9
Day:	69-26
Night:	26-14
1-Run games:	22-14
2-Run games:	12-3
5+Run games:	39-14
Extra innings:	7-5
Shutouts:	30-10
Scoring 0-2 runs:	8-21
Scoring 3-5 runs:	32-17
Scoring 6-9 runs:	41-2
Scoring 10+ runs:	14-0
Opponent 0-2 runs:	65-6
Opponent 3-5 runs:	25-13
Opponent 6-9 runs:	5-17
Opponent 10+ runs:	0-4
Scored in 1st inning:	41-7
Scores first:	74-14
Opp. scores first:	21-26
After 4 leading:	66-3
After 4 trailing:	9-26
After 4 tied:	14-11
After 5 leading:	72-4
After 5 trailing:	5-28
After 5 tied:	13-6
After 6 leading:	67-2
After 6 trailing:	4-26
After 6 tied:	9-6
Hit 0 home runs:	32-31
Hit 1 home run:	31-7
Hit 2+ home runs:	32-2
Opponent 0 home runs:	66-17
Opponent 1 home run:	22-16
Opponent 2+ HRs:	6-7
Made 0 errors:	38-18
Made 1 error:	34-12
Made 2+ errors:	21-10
Opp. made 0 errors:	29-13
Opp. made 1 error:	33-13
Opp. made 2+ errors:	33-14
Out-hit opponent:	78-6
Out-hit by opponent:	10-28
Hits are tied:	6-6

GAMES SUMMARY

Score by innings	1	2	3	4	5	6	7	8	Total
Virginia Tech	22	23	23	18	32	9	6	1	134
Opponents	0	4	1	25	13	6	8	0	57

Record when ...									
Overall	16-3							After 4 leading	16-0
Conference	0-0						 trailing	0-3
Non-Conference	16-3						 tied	0-0
Home games	0-0							After 5 leading	12-0
Away games	5-2						 trailing	0-1
Neutral site	11-1						 tied	0-0
Day games	14-3							After 6 leading	11-0
Night games	2-0						 trailing	0-1
vs Left starter	3-0						 tied	0-0
vs Right starter	13-3							Hit 0 home runs	3-1
1-Run games	1-0							... 1 home run	4-2
2-Run games	2-0							... 2+ home runs	9-0
5+Run games	10-3							Opponent 0 home runs	15-2
Extra innings	1-0						 1 home run	1-0
Shutouts	9-1						 2+ HRs	0-1
Scoring 0-2 runs	0-2							Made 0 errors	9-0
..... 3-5 runs	4-1						 1 error	3-3
..... 6-9 runs	6-0						 2+ errors	4-0
..... 10+ runs	6-0							Opp. made 0 errors	6-3
Opponent 0-2 runs	11-0						 1 error	7-0
..... 3-5 runs	3-0						 2+ errors	3-0
..... 6-9 runs	2-2							Out-hit opponent	15-0
..... 10+ runs	0-1							Out-hit by opponent	1-2
Scored in 1st inning	9-1							Hits are tied	0-1
Opp. scored in 1st	0-0								
Scores first	16-2								
Opp. scores first	0-1								

Record when team scores:											
Runs	0	1	2	3	4	5	6	7	8	9	10+
W-L	0-1	0-0	0-1	0-0	2-0	2-1	2-0	2-0	2-0	0-0	6-0

Record when opponent scores:											
Runs	0	1	2	3	4	5	6	7	8	9	10+
W-L	9-0	2-0	0-0	2-0	0-0	1-0	2-0	0-1	0-1	0-0	0-1

Record when leading after:											
Inn.	1	2	3	4	5	6					
W-L	9-1	13-1	15-2	16-0	12-0	11-0					

Record when trailing after:											
Inn.	1	2	3	4	5	6					
W-L	0-0	1-1	0-1	0-3	0-1	0-1					

Record when tied after:											
Inn.	1	2	3	4	5	6					
W-L	7-2	2-1	1-0	0-0	0-0	0-0					

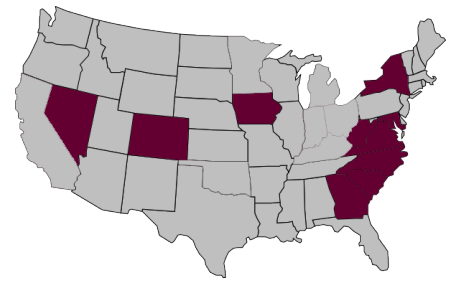
WHERE THEY AT

- Tech has 24 players on the squad who represent 10 states, including three out West and two each from the Midwest and Northeast.
- Virginia is where the most players (10) are from on the team, making up 42 percent.
- Tech boasts two players each from five states, including Georgia, Iowa, Nevada, North Carolina and South Carolina.

STATES

Virginia (10)

#00	Jada Crittendon	#3	Keely Rochard
#5	Dani Hugney	#6	Lauren Duff
#11	Cana Davis	#12	Hannah Jones
#16	Meredith Slaw	#18	Mackenzie Lawter
#22	Mara Strum	#31	Kayleigh Addington



STATES

Georgia (2)

#7	Keara Napoli	#8	Kelsey Bennett
----	--------------	----	----------------

Iowa (2)

#20	Sierra Walton	#29	Maddi Banks
-----	---------------	-----	-------------

Nevada (2)

#21	Stacy Kalt	#28	Grace Chavez
-----	------------	-----	--------------

North Carolina (2)

#14	Emma Strouth	#25	Carrie Eberle
-----	--------------	-----	---------------

South Carolina (2)

#4	Darby Trull	#13	Caitlyn Nolan
----	-------------	-----	---------------

Colorado (1)

#9	Al Velazquez
----	--------------

Maryland (1)

#19	Kinsey Johnson
-----	----------------

New York (1)

#10	Olivia Lattin
-----	---------------

West Virginia (1)

#2	Jayne Bailey
----	--------------



WHEN THE LONG BALL...

- If a player under Coach D'Amour hits a home run, the outcome is likely over. D'Amour is 31-7 when there is a homer and 32-2 if two or more.



TEAM GAME-BY-GAME SITUATIONS (BATTING)

Date	Opponent	Total h/ab	vs Left	vs Right	With Runners	Bases Empty	Bases Loaded	With 2-outs	With RBI-op	Reach as Leadoff	3rd and LT 2out	LOB
Feb 08	vs Wichita State	13-28	7-11	6-17	9-19	4-9	1-1	1-6	5-13	4-5	3-6	4
Feb 08	vs Central Michigan	10-27	0-0	10-27	5-13	5-14	0-4	2-7	2-9	3-6	3-5	7
Feb 09	vs Purdue	11-31	0-0	11-31	4-17	7-14	0-0	3-10	3-11	3-7	2-3	8
Feb 09	at Col. of Charleston	13-27	0-0	13-27	10-21	3-6	1-1	3-7	8-12	3-5	5-5	4
Feb 10	vs Purdue	12-27	0-0	12-27	6-20	6-7	0-2	3-9	5-17	5-6	1-4	12
Feb 16	vs Detroit Mercy	17-30	0-0	17-30	10-19	7-11	0-0	3-7	7-15	3-5	4-5	4
Feb 16	at Charleston So.	10-31	0-0	10-31	6-23	4-8	0-0	1-8	3-15	5-7	2-4	9
Feb 17	vs ETSU	15-34	0-0	15-34	9-21	6-13	1-3	5-12	6-14	4-8	2-3	12
Feb 17	at Charleston So.	14-34	0-0	14-34	8-23	6-11	0-0	7-14	7-16	5-7	1-1	9
Feb 22	vs Texas State	6-20	0-0	6-20	5-10	1-10	1-3	1-6	3-7	2-5	2-3	5
Feb 22	at South Florida	5-24	0-0	5-24	2-10	3-14	0-2	3-8	1-3	1-7	0-1	5
Feb 23	vs Georgia State	10-31	0-0	10-31	5-16	5-15	0-0	7-14	3-9	3-7	1-1	8
Feb 23	vs Texas State	10-28	0-0	10-28	7-12	3-16	0-1	4-11	3-6	2-6	2-2	4
Feb 24	vs Georgia State	10-29	0-0	10-29	5-22	5-7	0-3	1-8	3-10	5-6	2-5	9
Feb 27	at Radford	8-23	0-0	8-23	3-11	5-12	1-1	3-9	2-8	2-5	1-1	5
Mar 01	at Georgia	11-34	5-18	6-16	8-21	3-13	0-0	3-11	5-13	3-8	0-1	10
Mar 02	vs UAB	11-32	0-0	11-32	5-20	6-12	0-2	2-9	1-12	4-7	1-2	7
Mar 02	at Georgia	1-16	0-0	1-16	1-2	0-14	0-1	1-6	0-1	0-5	0-0	3
Mar 03	vs UAB	7-25	4-14	3-11	1-12	6-13	0-0	1-7	0-6	4-6	0-0	6
Totals		194-531	16-43	178-488	109-312	85-219	5-24	54-169	67-197	61-118	32-52	131
		.365	.372	.365	.349	.388	.208	.320	.340	.517	.615	

TEAM GAME-BY-GAME SITUATIONS (PITCHING)

Date	Opponent	Score Score	Total h/ab	vs Left	vs Right	With Runners	Bases Empty	With 2-outs	Reach as Leadoff	Gnd Out	Fly Out	ERA
Feb 08	vs Wichita State	11-3	6-21	2-10	4-11	2-14	4-7	1-6	3-5	4	3	4.20
Feb 08	vs Central Michigan	6-0	2-23	1-9	1-14	0-6	2-17	1-8	0-7	0	8	1.75
Feb 09	vs Purdue	7-5	5-28	2-6	3-22	3-17	2-11	1-7	3-7	10	7	2.21
Feb 09	at Col. of Charleston	13-0	1-16	0-8	1-8	1-6	0-10	0-5	1-5	1	7	1.75
Feb 10	vs Purdue	5-0	3-24	0-4	3-20	2-6	1-18	2-9	0-7	1	10	1.35
Feb 16	vs Detroit Mercy	13-0	0-14	0-4	0-10	0-1	0-13	0-4	0-5	2	3	1.17
Feb 16	at Charleston So.	4-0	2-23	2-11	0-12	0-3	2-20	1-8	0-7	15	1	0.98
Feb 17	vs ETSU	8-3	6-27	1-11	5-16	4-11	2-16	2-9	1-7	16	1	0.98
Feb 17	at Charleston So.	10-0	0-21	0-7	0-14	0-4	0-17	0-7	0-7	2	6	0.86
Feb 22	vs Texas State	5-17	6-21	2-9	4-12	5-12	1-9	4-10	1-5	6	7	1.69
Feb 22	at South Florida	2-7	11-27	7-18	4-9	6-14	5-13	1-6	3-6	9	4	2.06
Feb 23	vs Georgia State	6-0	4-25	2-6	2-19	1-6	3-19	2-9	1-7	2	10	1.87
Feb 23	vs Texas State	10-0	6-24	2-9	4-15	2-15	4-9	3-9	4-6	8	4	1.73
Feb 24	vs Georgia State	5-1	2-26	1-10	1-16	1-11	1-15	0-8	2-7	10	6	1.67
Feb 27	at Radford	10-0	3-18	3-7	0-11	0-4	3-14	2-7	0-5	3	6	1.58
Mar 01	at Georgia	7-6	12-35	7-15	5-20	5-17	7-18	7-14	2-8	11	4	1.66
Mar 02	vs UAB	8-6	10-31	5-8	5-23	6-18	4-13	5-12	3-7	10	7	1.81
Mar 02	at Georgia	0-8	8-19	3-8	5-11	4-10	4-9	1-5	3-5	4	6	2.19
Mar 03	vs UAB	4-1	3-24	0-7	3-17	1-5	2-19	1-8	0-7	4	15	2.12
Totals		134-57	90-447	40-167	50-280	43-180	47-267	34-151	27-120	118	115	2.12
			.201	.240	.179	.239	.176	.225	.225			



TEAM GAME-BY-GAME HITTING

Date	Opponent	ab	r	h	rbi	2b	3b	hr	tb	bb	ibb	sb	cs	hbp	sac	sf	gdp	k	po	a	e	lob	avg
Feb 08	vs Wichita State	28	11	13	10	4	0	1	20	1	0	1	0	1	0	0	0	3	15	5	1	4	.464
Feb 08	vs Central Michigan	27	6	10	6	0	0	2	16	2	0	0	0	1	0	1	1	1	21	0	0	7	.418
Feb 09	vs Purdue	31	7	11	6	4	0	1	18	4	0	3	0	0	0	1	0	0	21	11	4	8	.395
Feb 09	at Col. of Charleston	27	13	13	11	1	0	0	14	5	0	3	0	0	0	0	0	0	15	2	0	4	.416
Feb 10	vs Purdue	27	5	12	5	5	1	0	19	7	0	7	0	0	0	1	1	1	21	2	0	12	.421
Feb 16	vs Detroit Mercy	30	13	17	12	2	0	2	25	2	0	2	1	0	0	0	0	2	15	2	0	4	.447
Feb 16	at Charleston So.	31	4	10	4	1	0	0	11	2	0	1	0	0	1	0	0	2	21	14	0	9	.428
Feb 17	vs ETSU	34	8	15	8	2	0	2	23	5	0	2	0	2	0	0	0	3	21	17	1	12	.430
Feb 17	at Charleston So.	34	10	14	10	4	0	2	24	6	0	2	0	0	0	0	0	1	21	3	0	9	.428
Feb 22	vs Texas State	20	5	6	5	0	0	1	9	3	0	1	0	1	1	0	0	4	15	5	1	5	.419
Feb 22	at South Florida	24	2	5	2	0	0	1	8	3	0	0	1	1	0	0	0	3	18	8	1	5	.403
Feb 23	vs Georgia State	31	6	10	5	0	0	2	16	3	0	2	0	1	0	0	0	2	21	2	0	8	.395
Feb 23	vs Texas State	28	10	10	10	2	0	3	21	2	0	2	1	2	0	0	0	2	18	10	3	4	.392
Feb 24	vs Georgia State	29	5	10	5	0	0	1	13	3	0	4	0	0	0	0	0	2	21	9	3	9	.389
Feb 27	at Radford	23	10	8	8	1	0	3	18	4	0	1	1	2	1	0	0	3	15	2	0	5	.387
Mar 01	at Georgia	34	7	11	7	5	1	1	21	5	0	0	0	1	1	0	0	8	24	11	1	10	.382
Mar 02	vs UAB	32	8	11	7	1	0	3	21	3	0	0	0	2	0	0	0	6	21	9	2	8	.380
Mar 02	at Georgia	16	0	1	0	1	0	0	2	2	0	0	0	0	0	0	0	2	12	4	1	3	.370
Mar 03	vs UAB	25	4	7	4	0	0	2	13	2	0	0	0	0	0	1	0	5	21	4	0	6	.365
Totals		531	134	194	125	33	2	27	312	64	0	31	4	14	4	4	2	50	357	120	18	132	.365

TEAM GAME-BY-GAME PITCHING

Date	Opponent	ip	h	r	er	bb	so	2b	3b	hr	wp	bk	hbp	dp	ibb	score	w-l	sv	era
Feb 08	vs Wichita State	5.0	6	3	3	5	7	2	0	0	2	0	0	0	0	11-3	1-0	0	4.20
Feb 08	vs Central Michigan	7.0	2	0	0	1	13	0	0	0	0	0	1	0	0	6-0	2-0	0	1.75
Feb 09	vs Purdue	7.0	5	5	3	4	3	1	0	0	1	0	0	1	0	7-5	3-0	0	2.21
Feb 09	at Col. of Charleston	5.0	1	0	0	1	7	0	0	0	0	0	1	0	0	13-0	4-0	0	1.75
Feb 10	vs Purdue	7.0	3	0	0	1	10	0	0	0	0	0	0	0	0	5-0	5-0	0	1.35
Feb 16	vs Detroit Mercy	5.0	0	0	0	1	9	0	0	0	0	0	0	0	0	13-0	6-0	0	1.17
Feb 16	at Charleston So.	7.0	2	0	0	0	5	0	0	0	1	0	0	0	0	4-0	7-0	0	0.98
Feb 17	vs ETSU	7.0	6	3	1	1	4	1	0	0	1	0	1	0	0	8-3	8-0	0	0.98
Feb 17	at Charleston So.	7.0	0	0	0	2	13	0	0	0	1	0	0	0	0	10-0	9-0	0	0.86
Feb 22	vs Texas State	5.0	6	17	8	12	2	2	0	0	1	0	4	0	0	5-17	9-1	0	1.69
Feb 22	at South Florida	6.0	11	7	5	0	3	0	1	0	1	0	2	1	0	2-7	9-2	0	2.06
Feb 23	vs Georgia State	7.0	4	0	0	0	9	0	0	0	0	0	1	0	0	6-0	10-2	0	1.87
Feb 23	vs Texas State	6.0	6	0	0	1	5	0	0	0	0	0	0	1	0	10-0	11-2	0	1.73
Feb 24	vs Georgia State	7.0	2	1	1	3	6	0	0	0	0	0	0	0	0	5-1	12-2	1	1.67
Feb 27	at Radford	5.0	3	0	0	1	6	1	0	0	0	0	0	0	0	10-0	13-2	1	1.58
Mar 01	at Georgia	8.0	12	6	3	1	7	4	1	1	0	0	1	1	0	7-6	14-2	2	1.66
Mar 02	vs UAB	7.0	10	6	4	2	2	3	0	0	1	0	0	1	0	8-6	15-2	2	1.81
Mar 02	at Georgia	4.0	8	8	7	2	2	1	1	2	0	0	0	0	0	0-8	15-3	2	2.19
Mar 03	vs UAB	7.0	3	1	1	0	2	2	0	0	0	0	0	0	0	4-1	16-3	2	2.12
Totals		119.0	90	57	36	38	115	17	3	3	9	0	11	5	0	134-57	16-3	2	2.12



OPPONENT GAME-BY-GAME BATTING

Date	Opponent	ab	r	h	rbi	2b	3b	hr	tb	bb	ibb	sb	cs	hbp	sac	sf	gdp	k	po	a	e	lob	avg
Feb 08	vs Wichita State	21	3	6	3	2	0	0	8	5	0	0	0	0	0	0	0	7	15	3	0	8	.286
Feb 08	vs Central Michigan	23	0	2	0	0	0	0	2	1	0	0	0	1	0	0	0	13	18	3	2	4	.182
Feb 09	vs Purdue	28	5	5	4	1	0	0	6	4	0	0	0	0	0	0	0	3	21	11	0	6	.181
Feb 09	at Col. of Charleston	16	0	1	0	0	0	0	1	1	0	0	0	1	0	0	0	7	15	5	2	3	.159
Feb 10	vs Purdue	24	0	3	0	0	0	0	3	1	0	0	0	0	0	0	0	10	18	6	0	4	.152
Feb 16	vs Detroit Mercy	14	0	0	0	0	0	0	0	1	0	0	0	0	0	0	0	9	15	6	1	0	.135
Feb 16	at Charleston So.	23	0	2	0	0	0	0	2	0	0	0	0	0	0	0	0	5	21	14	1	2	.128
Feb 17	vs ETSU	27	3	6	2	1	0	0	7	1	0	0	0	1	0	0	0	4	21	5	0	5	.142
Feb 17	at Charleston So.	21	0	0	0	0	0	0	0	2	0	0	0	0	0	0	0	13	21	8	1	2	.127
Feb 22	vs Texas State	21	17	6	17	2	0	0	8	12	0	1	0	4	0	1	0	2	15	3	0	6	.142
Feb 22	at South Florida	27	7	11	7	0	1	0	13	0	0	0	1	2	0	1	0	3	21	3	0	5	.171
Feb 23	vs Georgia State	25	0	4	0	0	0	0	4	0	0	0	0	1	0	0	0	9	21	7	0	5	.170
Feb 23	vs Texas State	24	0	6	0	0	0	0	6	1	0	1	0	0	0	0	0	5	18	8	1	7	.177
Feb 24	vs Georgia State	26	1	2	1	0	0	0	2	3	0	2	0	0	0	0	0	6	18	7	1	7	.169
Feb 27	at Radford	18	0	3	0	1	0	0	4	1	0	0	0	0	0	0	0	6	15	7	2	4	.169
Mar 01	at Georgia	35	6	12	6	4	1	1	21	1	0	0	0	1	0	0	1	7	24	5	0	7	.185
Mar 02	vs UAB	31	6	10	6	3	0	0	13	2	0	1	0	0	0	0	1	2	21	8	1	6	.196
Mar 02	at Georgia	19	8	8	8	1	1	2	17	2	0	1	0	0	1	1	0	2	15	8	0	3	.206
Mar 03	vs UAB	24	1	3	1	2	0	0	5	0	0	0	0	0	0	0	0	2	18	7	1	2	.201
Totals		447	57	90	55	17	3	3	122	38	0	6	1	11	1	3	2	115	351	124	13	86	.201

OPPONENT GAME-BY-GAME PITCHING

Date	Opponent	ip	h	r	er	bb	so	2b	3b	hr	wp	bk	hbp	dp	ibb	score	w-l	sv	era
Feb 08	vs Wichita State	5.0	13	11	11	1	3	4	0	1	1	0	1	0	0	3-11	0-1	0	15.40
Feb 08	vs Central Michigan	6.0	10	6	5	2	1	0	0	2	0	0	1	2	0	0-6	0-2	0	10.18
Feb 09	vs Purdue	7.0	11	7	7	4	0	4	0	1	2	0	0	0	0	5-7	0-3	0	8.94
Feb 09	at Col. of Charleston	5.0	13	13	11	5	0	1	0	0	1	0	0	1	0	0-13	0-4	0	10.35
Feb 10	vs Purdue	6.0	12	5	5	7	1	5	1	0	1	0	0	1	0	0-5	0-5	0	9.41
Feb 16	vs Detroit Mercy	5.0	17	13	12	2	2	2	0	2	0	0	0	1	0	0-13	0-6	0	10.50
Feb 16	at Charleston So.	7.0	10	4	3	2	2	1	0	0	0	0	0	0	0	0-4	0-7	0	9.22
Feb 17	vs ETSU	7.0	15	8	8	5	3	2	0	2	1	0	2	0	0	3-8	0-8	0	9.04
Feb 17	at Charleston So.	7.0	14	10	9	6	1	4	0	2	0	0	0	1	0	0-10	0-9	0	9.04
Feb 22	vs Texas State	5.0	6	5	5	3	4	0	0	1	0	0	1	0	0	17-5	1-9	0	8.87
Feb 22	at South Florida	7.0	5	2	2	3	3	0	0	1	0	0	1	1	0	7-2	2-9	0	8.15
Feb 23	vs Georgia State	7.0	10	6	6	3	2	0	0	2	1	0	1	0	0	0-6	2-10	0	7.95
Feb 23	vs Texas State	6.0	10	10	10	2	2	2	0	3	0	0	2	0	0	0-10	2-11	0	8.23
Feb 24	vs Georgia State	6.0	10	5	5	3	2	0	0	1	0	0	0	0	0	1-5	2-12	0	8.06
Feb 27	at Radford	5.0	8	10	7	4	3	1	0	3	0	0	2	0	0	0-10	2-13	0	8.15
Mar 01	at Georgia	8.0	11	7	7	5	8	5	1	1	1	0	1	0	0	6-7	2-14	0	7.99
Mar 02	vs UAB	7.0	11	8	7	3	6	1	0	3	2	0	2	0	0	6-8	2-15	0	7.92
Mar 02	at Georgia	5.0	1	0	0	2	2	1	0	0	0	0	0	0	0	8-0	3-15	0	7.57
Mar 03	vs UAB	6.0	7	4	4	2	5	0	0	2	0	0	0	0	0	1-4	3-16	0	7.42
Totals		117.0	194	134	124	64	50	33	2	27	10	0	14	7	0	57-134	3-16	0	7.42



GAME-BY-GAME LEADERS

Opponent	Date	Hits	Runs	BB	RBI	HR	SB	Ks	IP
[RV/RV] Wichita State	2/8/19	3 - Lattin	3 - Nolan	1 - Nolan	3 - Nolan	1 - Nolan	1 - Nolan	7 - Eberle	5.0 - Eberle
Central Michigan	2/8/19	2 - (3 players)	2 - Nolan	1 - (2 players)	2 - (2 players)	1 - (2 players)	None	13 - Rochard	7.0 - Rochard
Purdue	2/9/19	3 - Bennett	2 - (2 players)	2 - Velazquez	2 - (2 players)	1 - Lattin	1 - (3 players)	3 - Eberle	7.0 - Rochard
College of Charleston	2/9/19	3 - (2 players)	2 - (2 players)	2 - Trull	3 - Velazquez	None	1 - (3 players)	7 - Rochard	5.0 - Rochard
Purdue	2/10/19	3 - Strouth	3 - Velazquez	2 - Trull	3 - Strouth	None	2 - Banks	10 - Rochard	7.0 - Rochard
Detroit Mercy	2/16/19	3 - (2 players)	3 - Banks	1 - (2 players)	3 - (2 players)	1 - (2 players)	1 - (2 players)	9 - Rochard	5.0 - Rochard
Charleston Southern	2/16/19	3 - Strouth	2 - Trull	1 - (2 players)	2 - Strouth	None	1 - Nolan	5 - Eberle	7.0 - Eberle
ETSU	2/17/19	4 - Trull	3 - Lawter	1 - 5 players	3 - Trull	1 - (2 players)	1 - (2 players)	4 - Eberle	7.0 - Eberle
Charleston Southern	2/17/19	2 - (3 players)	2 - Bailey	2 - Duff	3 - Slaw	1 - (2 players)	1 - (2 players)	13 - Rochard	7.0 - Rochard
--/[RV] Texas State	2/22/19	2 - Bennett	1 - (5 players)	1 - (3 players)	2 - (2 players)	1 - Chavez	1 - Kalt	1 - (2 players)	3.2 - Rochard
USF	2/22/19	2 - Trull	1 - (2 players)	1 - (3 players)	2 - Trull	1 - Trull	None	3 - Eberle	6.0 - Eberle
Georgia State	2/23/19	3 - Strouth	2 - Strouth	1 - (3 players)	2 - Strouth	1 - (2 players)	1 - (2 players)	9 - Rochard	7.0 - Rochard
--/[RV] Texas State	2/23/19	3 - Bennett	3 - (2 players)	1 - (2 players)	4 - Bennett	2 - Bennett	1 - (2 players)	5 - Eberle	6.0 - Eberle
Georgia State	2/24/19	3 - Trull	1 - (5 players)	1 - (3 players)	2 - Lawter	1 - Lawter	1 - (4 players)	4 - Rochard	4.0 - Eberle
Radford	2/27/19	3 - Nolan	3 - Nolan	1 - (4 players)	3 - Nolan	2 - Nolan	1 - Lawter	5 - Rochard	3.0 - Rochard
No. 8/8 Georgia	3/1/19	4 - Trull	2 - (2 players)	2 - Bennett	3 - Trull	1 - Bennett	None	6 - Eberle	7.0 - Eberle
UAB	3/2/19	2 - (4 players)	3 - Trull	1 - (3 players)	3 - Nolan	2 - Nolan	None	2 - Eberle	6.1 - Eberle
No. 8/8 Georgia	3/2/19	1 - Velazquez	None	1 - (2 players)	None	None	None	2 - Rochard	4.0 - Rochard
UAB	3/3/19	2 - Bennett	1 - (4 players)	1 - (2 players)	2 - Strouth	1 - (2 players)	None	2 - Rochard	7.0 - Rochard

GAME-BY-GAME STARTERS

Opponent	Date	P	C	1B	2B	3B	SS	LF	CF	RF	DP
[RV/RV] Wichita State	2/8/19	Eberle	Duff	Walton	Lattin	Bennett	Nolan	Strouth	Banks	Davis	Velazquez
Central Michigan	2/8/19	Rochard	Lawter	Bailey	Lattin	Bennett	Nolan	Strouth	Davis	Velazquez	Slaw
Purdue	2/9/19	Eberle	Lawter	Walton	Lattin	Bennett	Nolan	Strouth	Banks	Velazquez	Slaw
College of Charleston	2/9/19	Rochard	Duff	Walton	Bailey	Bennett	Nolan	Strouth	Trull	Velazquez	Slaw
Purdue	2/10/19	Rochard	Duff	Walton	Banks	Bennett	Nolan	Strouth	Trull	Velazquez	Slaw
Detroit Mercy	2/16/19	Rochard	Duff	Walton	Banks	Bennett	Nolan	Strouth	Trull	Velazquez	Slaw
Charleston Southern	2/16/19	Eberle	Lawter	Bailey	Banks	Bennett	Nolan	Strouth	Trull	Velazquez	Duff
ETSU	2/17/19	Eberle	Lawter	Bailey	Banks	Bennett	Nolan	Strouth	Trull	Velazquez	Duff
Charleston Southern	2/17/19	Rochard	Duff	Bailey	Banks	Bennett	Nolan	Strouth	Trull	Velazquez	Walton
--/[RV] Texas State	2/22/19	Rochard	Duff	Walton	Banks	Bennett	Nolan	Strouth	Trull	Velazquez	Slaw
USF	2/22/19	Eberle	Lawter	Bailey	Banks	Bennett	Nolan	Strouth	Trull	Velazquez	Davis
Georgia State	2/23/19	Rochard	Duff	Bailey	Banks	Bennett	Nolan	Strouth	Trull	Velazquez	Chavez
--/[RV] Texas State	2/23/19	Eberle	Lawter	Bailey	Banks	Bennett	Nolan	Strouth	Trull	Velazquez	Davis
Georgia State	2/24/19	Eberle	Lawter	Bailey	Banks	Bennett	Nolan	Strouth	Trull	Velazquez	Davis
Radford	2/27/19	Rochard	Lawter	Bailey	Banks	Bennett	Nolan	Strouth	Trull	Velazquez	Davis
No. 8/8 Georgia	3/1/19	Eberle	Lawter	Bailey	Banks	Bennett	Nolan	Strouth	Trull	Velazquez	Duff
UAB	3/2/19	Eberle	Duff	Bailey	Banks	Bennett	Nolan	Strouth	Trull	Velazquez	Davis
No. 8/8 Georgia	3/2/19	Rochard	Lawter	Bailey	Banks	Bennett	Nolan	Strouth	Trull	Velazquez	Slaw
UAB	3/3/19	Rochard	Lawter	Bailey	Banks	Bennett	Nolan	Strouth	Trull	Velazquez	Slaw





Pete D'AMOUR

- First season at Virginia Tech
- 3rd as a head coach in Division I
- Led Kennesaw State to its first NCAA Regional appearance
- Went to five super regionals and three Women's CWS at Missouri

The D'Amour File

PERSONAL

BORN: Jan. 7, 1980
 HOMETOWN: Monrovia, Maryland
 FAMILY: Wife, Anna
 COACHING RECORD AT VIRGINIA TECH: 16-3 (1st year)
 CAREER HEAD COACHING RECORD: 95-40 (.704)

EDUCATION

Missouri - Bachelor's Degree in General Studies
 Missouri - Master's Degree in Sports Psychology
 JOINED TECH STAFF: May 31, 2018
 YEARS OF COLLEGIATE HEAD COACHING: 2
 YEARS OF COLLEGIATE COACHING: 12

COACHING HISTORY

2019- Virginia Tech (Head Coach)
 2017-18 Kennesaw State (Head Coach)
 2015-16 Missouri (Associate Head Coach)
 2009-14 Missouri (Assistant Coach)
 2007-08 Missouri (Volunteer Assistant Coach)

PLAYING HISTORY

Played SS and P in men's fastpitch for seven seasons
 MVP of the 2007 NSA World Series
 Played baseball at Texas A&M-Corpus Christi & Frostburg State

POSTSEASON EXPERIENCE

KSU 2018 (Regional - Tallahassee, Fla.)
 2017 (NISC Semifinals - Lynchburg, Tenn.)

Missouri 2016 (Supers - Ann Arbor, Mich.)
 2015 (Supers - Los Angeles, Calif.)
 2014 (Regional - Columbia, Mo.)
 2013 (Supers - Columbia, Mo.)
 2012 (Supers - Columbia, Mo.)
 2011 (WCWS - Oklahoma City, Okla.)
 2010 (WCWS - Oklahoma City, Okla.)
 2009 (WCWS - Oklahoma City, Okla.)

Virginia Tech Director of Athletics Whit Babcock announced on May 31, 2018, the hiring of head softball coach Pete D'Amour.

D'Amour joins the Hokies after two seasons as the head coach at Kennesaw State, where he led the Owls to a 79-37 record and two postseason appearances. Before taking over the Kennesaw State program in 2017, he earned a reputation as one of the nation's premier recruiters during his 10-year tenure as assistant coach at the University of Missouri, a perennial NCAA tournament participant.

D'Amour coached Kennesaw State to the 2018 Atlantic Sun Conference regular season and tournament championships en route to the program's first NCAA Regional appearance since transitioning to the Division I level in 2006, as the Owls finished the year with a 39-17 record. In his inaugural year as head coach at Kennesaw State in 2017, he guided the Owls to a 40-20 overall record and a berth in the National Invitational Softball Championship.

Prior to accepting the head coaching job at Kennesaw State, D'Amour spent a decade at Missouri as an assistant coach, serving as associate head coach for his final two seasons in 2015-16. During his tenure in Columbia, the Tigers qualified for the NCAA tournament in each of his 10 seasons on the staff, reaching five NCAA super regionals and earning three consecutive trips to the Women's College World Series from 2009-11.

Kennesaw State went 39-17 and 14-3 in the ASUN this past season and earned a No. 3 seed in the Tallahassee Regional. D'Amour was named ASUN Coach of the Year and seven Owls earned ASUN all-conference accolades, including ASUN Pitcher of the Year Alley Cutting and ASUN Freshman of the Year Patricia Awald. Awald was one of 25 finalists up for NFCA National Freshman of the Year. Kennesaw State entered this year's NCAA tournament ranked No. 34 in the RPI, a program-best, while competing in arguably the best mid-major conference in the country.

In D'Amour's first season at Kennesaw State, the Owls went 40-20, the program's first ever 40-win season, and reached the quarterfinals of the National Invitational Softball Championship. The Owls peaked at No. 47 in the RPI and led the ASUN in all major offensive categories, including batting average (.303), runs scored (302), hits (505), doubles (83), triples (19), home runs (45) and slugging percentage (.456). D'Amour also helped Courtney Sutter and seven other student-athletes earn ASUN postseason accolades.

The Monrovia, Maryland native made a name for himself nationally as a staunch recruiter and a developer of pitchers and catchers in his decade on the coaching staff at Missouri. D'Amour, who called pitches for 11 no-hitters with the Tigers, mentored 11 NCAA Division I All-Americans, two SEC Freshmen of the Year, three conference pitchers of the year, a national earned run average leader and a defensive player of the year. The Tigers won two Big 12 championships in 2009 and 2012 and finished in the top three of the SEC twice thanks in large part to D'Amour's connections in the fertile recruiting grounds of California. In two seasons as associate head coach and recruiting coordinator, D'Amour put together FloSoftball's third-ranked recruiting class in 2017, and the Tigers went to back-to-back super regionals. D'Amour was a part of three coaching staffs that earned NFCA Midwest Staff of the Year honors.

D'Amour earned a bachelor's degree in general studies with an emphasis in business, English and history, and a master's degree in sports psychology from the University of Missouri. He started throwing underhand at the age of four while serving as batboy for his father's fast-pitch team. He played shortstop and pitched men's fast pitch for seven seasons, including three in the ISC Travel League and was the MVP of the NSA World Series in 2007. During his last ASA National Tournament, D'Amour hit .500 (7-for-14) with three home runs. He also played one year of college baseball at Texas A&M-Corpus Christi, where he was an infielder, in addition to a one-year stint at Frostburg State.

RECORD vs. OPPONENTS

Akron	1-0
Auburn	0-3
Austin Peay	0-1
Belmont	3-0
Bethune-Cookman	1-0
Bucknell	2-0
Central Michigan	1-0
Charleston Southern	2-0
College of Charleston	1-0
Dartmouth	2-0
DePaul	0-2
Detroit Mercy	3-0
East Tennessee State	2-0
Eastern Illinois	1-1
Florida Gulf Coast	4-3
Florida A&M	1-0
Fort Wayne	2-0
Georgia	1-2
Georgia State	7-1
Georgia Tech	1-2
Hofstra	0-1
Illinois	1-1
IUPUI	1-0
Jacksonville	5-2
Jacksonville State	1-2
Lamar	0-1
Liberty	1-2
Lipscomb	5-0
LIU Brooklyn	1-0
Marist	2-0
Michigan State	2-0
Morehead State	2-1
NC State	1-1
Omaha-Nebraska	1-0
Niagara	1-0
North Florida	5-2
Northern Iowa	0-1
Purdue	2-0
Quinnipiac	0-1
Radford	3-1
Rutgers	0-2
Samford	1-0
South Carolina State	1-0
Southeast Missouri State	1-0
St. Louis	1-0
Stetson	5-1
Tennessee Tech	1-0
Texas State	1-1
UAB	5-0
UConn	2-0
UNC Greensboro	0-1
USC Upstaet	5-3
USF	0-1
Weber State	1-0
Wichita State	1-0
WKU	1-0





JADA CRITTENDON

r-Freshman | 5-1
OF | R/R

Granby HS
Norfolk, Va.

Major: Architecture

00

2017-18 ACC Academic Honor Roll

AT THE PLATE

- Has yet to see action this year.
- Redshirted last season.
- Two-time all-conference and one-time all-region at Granby.
- Played travel ball for coach Chris Smith and the Orion Hunter 18U.
- Her uncle, Kevin, ran track at North Carolina and was a three-time ACC outdoor champion in the triple jump.

SEASON/CAREER HIGHS

- Hits
- Runs
- RBIs
- HRs
- Walks
- Stolen Bases
- Hitting Streak

2019 GAME-BY-GAME STATS



JAYME BAILEY

Freshman | 5-5
U | R/R

Hurricane HS
Scott Depot, W.Va.

Major: University Studies

2

AT THE PLATE

- Has played in 14 games and started at first base her last twelve games.
- Finished with one hit versus UAB (3/3).
- Chalked up two hits versus UAB (3/2).
- Had a double versus No. 8 Georgia (3/1).
- Earned an eight-pitch walk and a HBP at Radford (2/27).
- Brought in one run and finished with one hit against [RV] Texas State (2/23).
- Registered one hit versus USF (2/22) and Georgia State (2/23).
- Went 2-for-3 with two runs scored and a walk at Charleston Southern (2/17).
- Posted a career-high two hits, a walk and the first RBI of her career against ETSU (2/17).
- Recorded a career-high 14 putouts at first base and a single at Charleston Southern (2/16).
- Registered two assists and two putouts in the first matchup against Purdue (2/9), playing second base.
- Recorded one run versus [RV] Wichita State (2/8).
- Four-year letterwinner at Hurricane High School for coaches Josh Caldwell and Meghan Stevens.
- Four-time WVSSAC AAA state champion.
- Four-time first-team all-state selection.
- Four-time all-conference selection.
- Triple crown 16U national champion in Austin, Texas in 2017 with Beverly Bandits.
- PGF 16U Premier national champion in Huntington Beach, California in 2017 with the Beverly Bandits.

SEASON/CAREER HIGHS

- Hits 2, 3x, last vs. UAB (3/4/19)
- Runs 2, 2x, last at Charleston Southern (2/17/19)
- RBIs 1, 2x, last vs. [RV] Texas State (2/23/19)
- HRs
- Walks 1, 5x, last at Radford (2/27/19)
- Stolen Bases
- Hitting Streak 6 games (2/16/19 - 2/23/19)

2019 GAME-BY-GAME STATS

Date	Opponent	Pos	AB	R	H	RBI	2B	3B	HR	BB	SB	CS	HBP	SAC	SF	GDP	K	PO	A	E	Avg
Feb 08	vs Wichita State	pr/1b	0	1	0	0	0	0	0	0	0	0	0	0	0	0	0	2	0	0	.000
Feb 08	vs Central Michigan	*1b	2	0	0	0	0	0	0	0	0	0	0	0	0	0	1	0	0	0	.000
Feb 09	vs Purdue	*2b	1	0	0	0	0	0	0	0	0	0	0	0	0	0	2	2	2	0	.000
Feb 09	at Col. of Charleston	*2b	2	1	0	0	0	0	0	0	0	0	0	0	0	0	0	1	1	0	.000
Feb 16	at Charleston So.	*1b	3	0	1	0	0	0	0	0	0	0	1	0	0	0	14	0	0	0	.125
Feb 17	vs ETSU	*1b	3	2	2	1	0	0	1	0	0	0	0	0	0	0	0	11	1	0	.273
Feb 17	at Charleston So.	*1b	3	2	2	0	0	0	1	0	0	0	0	0	0	0	3	0	0	0	.357
Feb 22	at South Florida	*1b	3	0	1	0	0	0	0	0	0	1	0	0	0	0	8	0	0	0	.333
Feb 23	vs Georgia State	*1b	2	0	1	0	0	0	1	0	0	1	0	0	0	0	2	0	0	0	.368
Feb 23	vs Texas State	*1b	3	1	1	1	0	0	0	0	0	0	0	0	0	0	10	0	0	0	.364
Feb 24	vs Georgia State	*1b	2	1	0	0	0	0	1	0	0	0	0	0	0	0	10	0	0	0	.333
Feb 27	at Radford	*1b	0	1	0	0	0	0	1	0	0	1	0	0	0	0	4	0	0	0	.333
Mar 01	at Georgia	*1b	4	0	1	0	1	0	0	0	0	0	0	0	0	0	9	0	0	0	.321
Mar 02	vs UAB	*1b	3	0	2	0	0	0	0	0	0	1	0	0	0	0	10	0	0	0	.355
Mar 02	at Georgia	*1b	2	0	0	0	0	0	0	0	0	0	0	0	0	0	2	0	0	0	.333
Mar 03	vs UAB	*1b	3	0	1	0	0	0	0	0	0	0	0	0	0	0	1	6	0	0	.333
Totals			14gs	36	9	12	2	2	0	5	0	1	3	1	0	0	2	94	4	2	.333





KEELY ROCHARAD

Sophomore | 5-8
P | R/R

Warhill HS
Williamsburg, Va.

Major: Management

3

NFCA DI National Pitcher of the Week (2/19/19)
Fastpitch News DI Pitcher of the Week (2/19/19)
2x ACC Co-Pitcher of the Week (2/12/19) & (2/19/19)

IN THE CIRCLE

- Has played in 12 games, starting 10 of those in the circle.
- Tallied two strikeouts in seven innings versus UAB (3/3), throwing a three-hitter with one run given up.
- Pitched in four innings in the second matchup versus No. 8 Georgia (3/2) and had two strikeouts.
- Came in versus No. 8 Georgia (3/1) in the bottom of the eighth and earned the save, striking out one.
- Lasted 44.0 innings to start the year without giving up an extra-base hit, giving up a double to Radford (2/27) while allowing only two hits in three innings with five strikeouts.
- Threw two no-hitters in consecutive days on Feb. 16-17, becoming only the third player in school history to accomplish the feat and the first since 2000.
- Accomplished shutouts against all three opponents that she faced opening weekend.

SEASON HIGHS

Innings (High) 7.0, 5x, last vs. UAB (3/3/19)
 Strikeouts (High) 13, 2x, last at Charleston Southern (2/17/19)
 Hits (Low) (Min. 5 IP) 0, 2x, last at Charleston Southern (2/17/19)
 Runs (Low) (Min. 5 IP) 0, 7x, last vs. Georgia State (2/24/19)
 Earned Runs (Low) (Min. 5 IP) 0, 7x, last at Georgia State (2/24/19)
 Walks (Low) (Min. 5 IP) 0, 2x, last vs. UAB (3/3/19)
 Number of Pitches (High) 107 vs. [RV] Texas State (2/22/19)

CAREER HIGHS

Innings 7.0, 6x, last vs. UAB (3/3/19)
 Strikeouts 13, 2x, last at Charleston Southern (2/17/19)
 Hits (Low) (Min. 5 IP) 0, 4x, last at Georgia State (2/24/19)
 Runs (Low) (Min. 5 IP) 0, 9x, last vs. Georgia State (2/24/19)
 Earned Runs (Low) (Min. 5 IP) 0, 9x, last vs. Georgia State (2/24/19)
 Walks (Low) (Min. 5 IP) 0, 4x, last vs. UAB (3/3/19)
 Most Number of Pitches 129 vs. Ball State (3/6/18)

2019 GAME-BY-GAME STATS

Date	Opponent	GS	IP	H	R	ER	BB	SO	2B	3B	HR	WP	BK	HBP	IBB	Score	W-L	Sv	ERA	NP	
Feb 08	vs Wichita State	*	7.0	2	0	0	1	13	0	0	0	0	0	1	0	6-0	1-0	0	0.00	100	
Feb 09	at Col. of Charleston	*	5.0	1	0	0	1	7	0	0	0	0	0	1	0	13-0	2-0	0	0.00	72	
Feb 10	vs Purdue	*	7.0	3	0	0	1	10	0	0	0	0	0	0	0	5-0	3-0	0	0.00	102	
Feb 16	vs Detroit Mercy	*	5.0	0	0	0	1	9	0	0	0	0	0	0	0	13-0	4-0	0	0.00	67	
Feb 17	at Charleston So.	*	7.0	0	0	0	2	13	0	0	0	1	0	0	0	10-0	5-0	0	0.00	91	
Feb 22	vs Texas State	*	3.2	2	8	5	5	1	0	0	0	1	0	4	0	5-17	5-1	0	1.01	107	
Feb 23	vs Georgia State	*	7.0	4	0	0	0	9	0	0	0	0	0	1	0	6-0	6-1	0	0.84	101	
Feb 23	vs Georgia State	*	3.0	0	0	0	1	4	0	0	0	0	0	0	0	5-1	7-1	1	0.73	41	
Feb 27	at Radford	*	3.0	2	0	0	1	1	1	0	0	0	0	0	0	10-0	1-0	1	0.73	58	
Mar 01	at Georgia	*	1.0	1	0	0	0	1	1	0	0	0	0	1	0	7-6	7-1	2	0.72	21	
Mar 02	at Georgia	*	4.0	8	8	7	2	2	1	1	2	0	0	0	0	0-8	7-2	2	1.59	74	
Mar 03	vs UAB	*	7.0	3	1	1	0	7	2	0	0	0	0	0	0	4-1	8-2	2	1.53	76	
Totals			10	59.2	26	17	13	15	76	5	1	2	2	0	8	0	84-33	8-2	2	1.53	-



DARBY TRULL

Sophomore | 5-3
OF | L/L

Nation Ford HS
Fort Mill, S.C.

Major: Consumer Studies

4

College Sports Madness ACC Player of the Week (2/18/19)

AT THE PLATE

- Has played in 17 games, drawing 16 starts in center field.
- Tallied two hits, three runs and a walk versus UAB (3/2).
- Tied a career high in hits (4) and RBIs (3) at No. 8 Georgia (3/1).
- Tied a season-high three putouts while earning a walk and laying down a sacrifice bunt at Radford (2/27).
- Chalked up three hits and one RBI vs. Georgia State (2/24).
- Tallied an inside the park-home-run versus USF (2/22).
- Racked up nine hits, six RBIs and her first-ever home run at the college level at the Wingate by Wyndham Invitational to earn College Sports Madness ACC Player of the Week.
- Tallied a career-high four hits, three RBIs and her first home run as a Hokie versus ETSU (2/17).
- Turned in a then-career high of three hits, one RBI and a run scored against Detroit Mercy (2/16).
- Registered one hit, RBI and stolen base along with two scored runs at College of Charleston (2/9).

SEASON HIGHS

Hits 4, 2x, last at No. 8 Georgia (3/1/19)
 Runs 3 vs. UAB (3/2/19)
 RBIs 3, 2x, last at No. 8 Georgia (3/1/19)
 HRs 1, 2x, last at USF (2/22/19)
 Walks 2, 2x, last vs. Purdue (2/10/19)
 Stolen Bases 1, 3x, last vs. Georgia State (2/23/19)
 Hitting Streak 6 games (2/9/10 - 2/17/19)

CAREER HIGHS

Hits 4, 2x, last at No. 8 Georgia (3/1/19)
 Runs 3 vs. UAB (3/2/19)
 RBIs 3, 2x, last at No. 8 Georgia (3/1/19)
 HRs 1, 2x, last at USF (2/22/19)
 Walks 3 vs. Lamar (2/8/18)
 Stolen Bases 1, 4x, last vs. Georgia State (2/23/19)
 Hitting Streak 6 games (2/9/10 - 2/17/19)

2019 GAME-BY-GAME STATS

Date	Opponent	Pos	AB	R	H	RBI	2B	3B	HR	BB	SB	CS	HBP	SAC	SF	GDP	K	PO	A	E	Avg
Feb 08	vs Wichita State	ph/of	1	0	0	0	0	0	0	0	0	0	0	0	0	0	0	0	0	0	.000
Feb 09	at Col. of Charleston	*of	1	2	1	1	0	0	0	2	1	0	0	0	0	0	0	3	0	0	.500
Feb 10	vs Purdue	*of	2	2	1	1	0	0	0	0	0	0	0	0	0	0	0	0	0	0	.500
Feb 16	vs Detroit Mercy	*of	4	1	3	1	0	0	0	0	0	0	0	0	0	0	0	0	0	0	.525
Feb 16	at Charleston So.	*of	3	2	1	0	0	0	0	1	0	0	0	0	0	0	0	0	0	0	.545
Feb 17	vs ETSU	*of	5	1	4	3	0	0	0	1	0	0	0	0	0	0	0	1	0	0	.625
Feb 17	at Charleston So.	*of	4	1	1	2	0	0	0	0	0	0	0	0	0	0	0	0	0	0	.550
Feb 22	vs Texas State	*of	2	1	1	0	0	0	0	0	0	0	0	0	0	0	0	0	0	0	.545
Feb 22	at South Florida	*of	2	1	2	2	0	0	0	1	1	0	0	0	0	0	0	0	2	0	.583
Feb 23	vs Georgia State	*of	4	0	1	1	0	0	0	0	0	0	0	0	0	0	0	1	0	0	.536
Feb 23	vs Texas State	*of	4	0	0	0	0	0	0	0	0	0	0	0	0	0	0	0	0	0	.469
Feb 24	vs Georgia State	*of	4	0	3	1	0	0	0	0	0	0	0	0	0	0	0	0	0	0	.500
Feb 27	at Radford	*of	2	0	0	0	0	0	0	1	0	0	0	0	0	0	0	0	0	0	.474
Mar 01	at Georgia	*of	5	0	4	3	2	0	0	0	0	0	0	0	0	0	0	1	0	0	.512
Mar 02	vs UAB	*of	2	3	2	0	1	0	0	1	0	0	0	0	0	0	0	0	3	1	.533
Mar 02	at Georgia	*of	1	0	0	0	0	0	0	1	0	0	0	0	0	0	0	0	0	0	.522
Mar 03	vs UAB	*of	3	0	0	0	0	0	0	0	0	0	0	0	0	0	0	0	5	0	.490
Totals			16gs	49	14	24	15	4	0	2	9	3	2	1	1	0	0	4	24	1	.490





DANI HUGNEY

Junior | 5-4
IF | R/R

Fairfax Station, Va.
Robinson Secondary School

Major: Biology

5

2017-18 ACC Academic Honor Roll

AT THE PLATE

- Has played in six games.
- Had an at-bat at Radford (2/27) as a pinch hitter.
- Appeared in one at-bat versus [RV] Texas State (2/22).
- Pinch-hit at Charleston Southern (2/17).
- Singled to right field and scored a run, as well as swiping a base versus Detroit Mercy (2/16).
- Notched one run and one stolen base on the road at College of Charleston (2/9).
- Appeared in four games in 2018.
- Drew two walks and scored two runs against Florida A&M (2/9).
- Came in as a pinch runner at No. 15 Florida State (3/18).
- Went 2 for 2 with doubles and a run scored against Hampton (5/2).

SEASON HIGHS

Hits 1 vs. Detroit Mercy (2/16/19)
Runs 1, 2x, last vs. Detroit Mercy (2/16/19)
RBIs
HRs
Walks
Stolen Bases 1, 2x, last vs. Detroit Mercy (2/16/19)
Hitting Streak

CAREER HIGHS

Hits 2, 2x, last vs. Hampton (5/2/18)
Runs 2 vs. Hampton (5/2/18)
RBIs
HRs
Walks 2 vs. Florida A&M (2/9/18)
Stolen Bases 1, 2x, last vs. Detroit Mercy (2/16/19)
Hitting Streak

2019 GAME-BY-GAME STATS

Date	Opponent	Pos	AB	R	H	RBI	2B	3B	HR	BB	SB	CS	HBP	SAC	SF	GDP	K	PO	A	E	Avg	
Feb 09	at Col. of Charleston	pr	0	1	0	0	0	0	0	0	0	0	0	0	0	0	0	0	0	0	0	.000
Feb 16	vs Detroit Mercy	ph	1	1	1	0	0	0	0	0	1	0	0	0	0	0	0	0	0	0	0	1.000
Feb 17	at Charleston So.	ph	1	0	0	0	0	0	0	0	0	0	0	0	0	0	0	0	0	0	0	.500
Feb 22	vs Texas State	ph	1	0	0	0	0	0	0	0	0	0	0	0	0	0	0	0	0	0	0	.333
Feb 24	vs Georgia State	pr	0	0	0	0	0	0	0	0	0	0	0	0	0	0	0	0	0	0	0	.333
Feb 27	at Radford	ph	1	0	0	0	0	0	0	0	0	0	0	0	0	0	0	0	0	0	0	.250
Totals		10gs	4	2	1	0	0	0	0	0	2	0	0	0	0	0	0	0	0	0	0	.250



LAUREN DUFF

Senior | 5-8
C | R/R

Hickory HS
Chesapeake, Va.

Major: Criminology/Sociology

6

2016 ACC Freshman of the Year

2016 NFCA Mid-Atlantic Region third team

AT THE PLATE

- Has played in 14 games, drawing eight starts at catcher and two as the designated player.
- Finished with one hit and one RBI in the second contest versus Georgia State (2/24).
- Belted an RBI double, garnered two walks and a season-high 12 putouts behind the dish at Charleston Southern (2/17).
- Turned in a double and a single with an RBI and two runs scored versus Detroit Mercy (2/16).
- Had two hits, including a double versus Purdue (2/10).
- Was not on the team last season.
- In 2017, started all 53 games and set career highs with 48 hits, seven home runs and 21 RBIs.
- In 2016, had a remarkable freshman season, becoming Tech's first-ever ACC Freshman of the Year.
- Owned a team-high .347 batting average, slugging percentage of .605 and five homers.

SEASON HIGHS

Hits 2, 3x, last at Charleston Southern (2/16/19)
Runs 2 vs. Detroit Mercy (2/16/19)
RBIs 1, 5x, last at Georgia State (2/24/19)
HRs
Walks 2 at Charleston Southern (2/17/19)
Stolen Bases
Hitting Streak 6 games (2/10/19 – 2/17/19)

CAREER HIGHS

Hits 3, 4x, last at Western Carolina (4/25/17)
Runs 3, 2x, last vs. Virginia (4/30/16)
RBIs 6 vs. Virginia (4/30/16)
HRs 2, 2x, last vs. Seton Hall (2/26/17)
Walks 3 vs. Pitt (3/13/16)
Stolen Bases 1, 3x, last vs. Georgia Tech (3/31/17)
Hitting Streak 20 games (3/9/16 - 4/10/16)

2019 GAME-BY-GAME STATS

Date	Opponent	Pos	AB	R	H	RBI	2B	3B	HR	BB	SB	CS	HBP	SAC	SF	GDP	K	PO	A	E	Avg	
Feb 08	vs Wichita State	*c	2	0	0	0	0	0	0	0	0	0	1	0	0	0	0	7	0	0	.000	
Feb 08	vs Central Michigan	ph	1	0	0	0	0	0	0	0	0	0	0	0	0	0	0	0	0	0	.000	
Feb 09	vs Purdue	ph	1	0	0	0	0	0	0	0	0	0	0	0	0	0	0	0	0	0	.000	
Feb 09	at Col. of Charleston	*c	3	1	0	0	0	0	0	0	0	0	0	0	0	0	0	0	6	1	.143	
Feb 10	vs Purdue	*c	4	0	2	0	1	0	0	0	0	0	0	0	0	0	0	0	9	1	.273	
Feb 16	vs Detroit Mercy	*c	4	2	2	1	1	0	0	0	0	0	0	0	0	0	0	0	9	1	.333	
Feb 16	at Charleston So.	*dh	4	1	2	1	1	0	0	0	0	0	0	0	0	0	0	0	0	0	.368	
Feb 17	vs ETSU	*dh	3	0	1	1	0	0	0	0	0	0	0	0	0	0	0	1	0	0	.364	
Feb 17	at Charleston So.	*c	2	1	1	1	1	0	0	2	0	0	0	0	0	0	0	12	1	0	.375	
Feb 22	vs Texas State	*c	2	0	0	0	0	0	0	0	0	0	1	0	0	0	0	2	0	0	.346	
Feb 23	vs Georgia State	*c	4	0	1	0	0	0	0	0	0	0	0	0	0	0	0	0	9	0	.333	
Feb 24	vs Georgia State	*c	1	0	1	0	0	0	0	0	0	0	0	0	0	0	0	0	0	0	.355	
Mar 01	at Georgia	*dh	2	0	0	0	0	0	0	0	0	0	0	0	0	0	0	2	0	0	.333	
Mar 02	vs UAB	*c	3	0	0	0	0	0	0	0	0	0	0	0	0	0	0	0	4	0	.306	
Totals		110gs	38	5	11	5	4	0	0	2	0	0	2	0	0	0	0	3	58	4	1	.306





KEARA NAPOLI (KEER-UH)

Sophomore | 5-6
P | R/R

Cambridge HS/Georgia
Alpharetta, Ga.

Masters: Marketing

7

2018 SEC Academic Honor Roll

IN THE CIRCLE

- Has pitched in three games.
- Pitched in one inning against UAB (3/2).
- Came in the final inning at Radford (2/27), getting three outs and allowing only one hit to preserve the shutout.
- Debut as a Hokie came in the seventh inning versus Purdue (2/9).
- Pitched in 8.1 innings in Athens, fanning three batters and only allowing two earned runs.
- Led Cambridge High School to a 102-19 record with a career 1.04 ERA and 908 strikeouts.
- Guided the Bears to a GHSA state championship in 2016. Georgia's Gatorade Player of the Year.
- Won the Atlanta Journal Constitution (AJC) Player of the Year.
- Played on the 2016 USA Elite Select All-America Team.
- Played travel ball with the Ohana Tigers and Atlanta Vipers.
- Father, Joseph, was a body builder.
- Mother, Kerrie, competes in CrossFit Games and is currently ranked No. 43 in the world.

SEASON HIGHS

Innings (High) 1.0 at Radford (2/27/19)
 Strikeouts (High)
 Hits (Low) (Min. 1 IP) 1 at Radford (2/27/19)
 Runs (Low) (Min. 1 IP) 0 at Radford (2/27/19)
 Earned Runs (Low) (Min. 1 IP) 0 at Radford (2/27/19)
 Walks (Low) (Min. 1 IP) 0 at Radford (2/27/19)
 Number of Pitches (High) 13 vs. Purdue (2/9/19)

CAREER HIGHS

Innings (High) 2.0 at Kentucky (4/21/18)
 Strikeouts (High) 2 vs. Alabama (4/29/18)
 Hits (Low) (Min. 1 IP) 0 at USC Upstate (4/18/18)
 Runs (Low) (Min. 1 IP) 0, 4x, last vs. Northwestern 5/19/18)
 Earned Runs (Low) (Min. 1 IP) 0, 4x, last vs. Northwestern 5/19/18)
 Walks (Low) (Min. 1 IP) 0, 4x, last vs. Northwestern 5/19/18)
 Number of Pitches (High): 27 at Northwestern (5/19/18)

2019 GAME-BY-GAME STATS

Date	Opponent	GS	IP	H	R	ER	BB	SO	2B	3B	HR	WP	BK	HBP	IBB	Score	W-L	Sv	ERA	NP
Feb 09	vs Purdue	0.0	0	3	2	3	0	0	0	0	0	0	0	0	0	7-5	0-0	0	999.00	13
Feb 27	at Radford	1.0	1	0	0	0	0	0	0	0	0	0	0	0	0	10-0	0-0	0	14.00	10
Mar 02	vs UAB	0.2	4	4	4	1	0	2	0	0	0	1	0	0	0	8-6	0-0	0	25.20	17
Totals		0	1.2	5	7	6	4	0	2	0	0	1	0	0	0	25-11	0-0	0	25.20	-



KELSEY BENNETT

Freshman | 5-5
IF | R/R

Buford HS
Jefferson, Ga.

Major: University Studies

8

ACC Co-Player of the Week (3/5/19)

AT THE PLATE

- Has started all 19 games at third base.
- Nailed a home run versus UAB (3/3), her sixth.
- Brought in one run, a hit and a walk versus UAB (3/2).
- Collected two RBIs, two runs scored, one home run and earned two walks against No. 8 Georgia (3/1).
- Hit her fourth home run of the season at Radford (2/27), going oppo to right.
- Tied a career-high three hits, scored a career-best three runs and racked up her most RBIs in game with four against [RV] Texas State (2/23), hitting back-to-back home runs.
- Hit the first home run of her career at Charleston Southern (2/17), a solo homer to left center.
- Accomplished a career-high three hits, including a double in the first game against Purdue (2/9).
- In her college debut, started it off with a bang, recording two doubles, two RBIs, two hits and one run against [RV] Wichita State (2/8).
- Four-year letterwinner at Buford High School for coach Tony Wolfe.
- Three-time GHSA state champion.
- 2018 Gwinnett County Player of the Year.
- 2018 GHSA AAAAA Player of the Year.
- Brother is Connor, who currently plays in the Cincinnati Reds organization.


SEASON/CAREER HIGHS

Hits 3, 2x, last vs. [RV] Texas State (2/23/19)
 Runs 3 vs. [RV] Texas State (2/23/19)
 RBIs 4 vs. [RV] Texas State (2/23/19)
 HRs 2 vs. [RV] Texas State (2/23/19)
 Walks 2 at No. 8 Georgia (3/1/19)
 Stolen Bases 1 vs. Purdue (2/10/19)
 Hitting Streak 6 games (2/23/19 – 3/2/19)

2019 GAME-BY-GAME STATS

Date	Opponent	Pos	AB	R	H	RBI	2B	3B	HR	BB	SB	CS	HBP	SAC	SF	GDP	K	P	A	E	Avg
Feb 08	vs Wichita State	*3b	3	1	2	2	2	0	0	0	0	0	0	0	0	0	0	1	1	0	.667
Feb 08	vs Central Michigan	*3b	2	0	1	1	0	0	0	1	0	0	0	0	0	0	0	1	0	0	.600
Feb 09	vs Purdue	*3b	4	0	3	0	1	0	0	0	0	0	0	0	0	0	0	0	1	0	.657
Feb 09	at Col. of Charleston	*3b	2	1	1	0	0	0	0	1	0	0	0	0	0	0	0	0	1	0	.636
Feb 10	vs Purdue	*3b	3	0	1	0	0	0	0	1	1	0	0	0	0	0	0	0	1	0	.571
Feb 16	vs Detroit Mercy	*3b	2	0	0	0	0	0	0	0	0	0	0	0	0	0	0	0	1	0	.500
Feb 16	at Charleston So.	*3b	4	0	0	0	0	0	0	0	0	0	0	0	0	0	0	0	0	4	.400
Feb 17	vs ETSU	*3b	2	0	0	0	0	0	0	1	0	0	1	0	0	0	0	0	0	2	.364
Feb 17	at Charleston So.	*3b	3	1	1	1	0	0	1	1	0	0	0	0	0	0	0	1	0	0	.360
Feb 22	vs Texas State	*3b	2	0	2	0	0	0	0	0	0	0	0	0	0	0	0	0	0	0	.407
Feb 22	at South Florida	*3b	2	0	0	0	0	0	0	1	0	0	0	0	0	0	0	0	0	1	.375
Feb 23	vs Georgia State	*3b	4	0	2	1	0	0	0	0	0	0	0	0	0	0	0	0	1	0	.394
Feb 23	vs Texas State	*3b	3	3	3	4	0	0	2	0	0	0	0	0	0	0	0	0	0	5	.444
Feb 24	vs Georgia State	*3b	3	0	1	0	0	0	0	0	0	0	0	0	0	0	0	0	1	0	.436
Feb 27	at Radford	*3b	3	0	1	1	0	0	1	0	0	0	0	0	0	0	0	1	0	0	.429
Mar 01	at Georgia	*3b	1	2	1	2	0	0	1	2	0	0	1	0	0	0	0	0	0	2	.442
Mar 02	vs UAB	*3b	3	1	1	0	0	0	0	0	0	0	0	0	0	0	1	1	3	2	.435
Mar 02	at Georgia	*3b	2	0	0	0	0	0	0	0	0	0	0	0	0	0	0	0	0	2	.417
Mar 03	vs UAB	*3b	3	1	2	1	0	0	1	0	0	0	0	0	0	0	0	1	1	0	.431
Totals			19gs	51	11	22	14	3	0	6	9	1	0	2	1	0	0	4	9	27	.431





AL VELAZQUEZ

Sophomore | 5-5
OF | L/L

Chanhassen/Minnesota
Aurora, Colo.

Major: Criminology

9

AT THE PLATE

- Has started all 19 games, drawing 18 in right field and one as the designated player.
- Tallied a hit and an RBI against UAB (3/3).
- Had a double down the left-field line at No. 8 Georgia (3/2).
- Collected one hit and one RBI versus UAB (3/2).
- Brought in two runs and two hits, including a triple at No. 8 Georgia (3/1).
- Went 1 for 2 with two RBIs, a run and a HBP at Radford (2/27).
- Recorded two hits, one run and one hit against [RV] Texas State (2/22).
- Racked up one hit in each game against Detroit Mercy (2/16), Charleston Southern (2/16) and ETSU (2/17).
- Notched two runs and a career-best three RBIs on three hits at College of Charleston (2/9).
- Appeared in 22 games (8 starts) at Minnesota last year.
- Batted .235 with two doubles, four runs scored and five RBIs.
- A part of the 2018 Big Ten Tournament champions.

SEASON HIGHS

Hits 3 at College of Charleston (2/9/19)
Runs 3 vs. Purdue (2/10/19)
RBIs 3 at College of Charleston (2/9/19)
HRs
Walks 2 vs. Purdue (2/9/19)
Stolen Bases 1 vs. Purdue (2/10/19)
Hitting Streak 9 games (2/8/19 – 2/17/19)

CAREER HIGHS

Hits 3 at College of Charleston (2/9/19)
Runs 3 vs. Purdue (2/10/19)
RBIs 3 at College of Charleston (2/9/19)
HRs
Walks 2 vs. Purdue (2/9/19)
Stolen Bases 1, 2x, last vs. Purdue (2/10/19)
Hitting Streak 9 games (2/8/19 – 2/17/19)

2019 GAME-BY-GAME STATS

Date	Opponent	Pos	AB	R	H	RBI	2B	3B	HR	BB	SB	CS	HBP	SAC	SF	GDP	K	PO	A	E	Avg
Feb 08	vs Wichita State	*of	4	1	1	0	0	0	0	0	0	0	0	0	0	0	0	0	0	0	250
Feb 08	vs Central Michigan	*of	4	1	2	0	0	0	0	0	0	0	0	0	0	0	0	0	0	0	375
Feb 09	vs Purdue	*of	1	1	1	0	0	0	0	0	0	0	0	0	0	0	0	1	0	0	444
Feb 09	at Col. of Charleston	*of	4	2	3	3	0	0	0	0	0	0	0	0	0	0	0	0	0	0	538
Feb 10	vs Purdue	*of	3	3	2	0	0	0	0	0	0	0	0	0	0	0	0	0	0	0	562
Feb 16	vs Detroit Mercy	*of	2	1	1	0	0	0	0	0	0	0	0	0	0	0	0	0	0	0	556
Feb 16	at Charleston So.	*of	3	0	1	0	0	0	0	0	0	0	0	0	0	0	0	0	0	0	524
Feb 17	vs ETSU	*of	4	1	1	0	0	0	0	0	0	0	0	0	0	0	0	0	0	0	480
Feb 17	at Charleston So.	*of	5	1	2	0	0	0	0	0	0	0	0	0	0	0	0	0	0	0	467
Feb 22	vs Texas State	*of	2	1	1	0	0	0	0	0	0	0	0	0	0	0	0	0	0	0	469
Feb 22	at South Florida	*of	3	0	0	0	0	0	0	0	0	0	0	0	0	0	0	0	0	0	429
Feb 23	vs Georgia State	*of	4	1	1	0	0	0	0	0	0	0	0	0	0	0	0	0	0	0	410
Feb 23	vs Texas State	*of	4	0	0	1	0	0	0	0	0	0	0	0	0	0	0	0	0	0	372
Feb 24	vs Georgia State	*of	4	0	2	0	0	0	0	0	0	0	0	0	0	0	0	0	0	0	363
Feb 27	at Radford	*of	2	1	1	2	0	0	0	0	0	0	0	0	0	0	0	0	0	0	388
Mar 01	at Georgia	*of	4	2	2	1	0	0	0	0	0	0	0	0	0	0	0	0	0	0	396
Mar 02	vs UAB	*of	5	0	1	1	0	0	0	0	0	0	0	0	0	0	0	0	0	0	379
Mar 02	at Georgia	*of	2	0	1	0	0	0	0	0	0	0	0	0	0	0	0	0	0	0	363
Mar 03	vs UAB	*of	3	0	1	0	0	0	0	0	0	0	0	0	0	0	0	0	0	0	381
Totals			19gs	63	16	24	10	3	1	0	7	1	0	1	1	0	4	8	1	0	381



OLIVIA LATTIN

Senior | 5-6
IF | R/R

Kingston HS
Kingston, N.Y.

Major: Finance

10

AT THE PLATE

- Registered two runs, two hits and one RBI along with a home run versus Purdue (2/9) before being injured in a collision at first base.
- Finished with a hit and a run versus Central Michigan (2/8).
- Scored two runs, three hits and finished with one RBI in the victory over [RV] Wichita State (2/8).
- Started and played in every game at second base in 2018.
- Posted 11 doubles and six home runs for the second consecutive season. Ranked second on the team with 114 assists.
- Led the team with 69 total bases, 19 RBI and tied for the team lead with 11 doubles.

SEASON HIGHS

Hits 3 vs. [RV] Wichita State (2/8/19)
Runs 2, 2x, last vs. Purdue (2/9/19)
RBIs 1, 2x, last vs. Purdue (2/9/19)
HRs 1 vs. Purdue (2/9/19)
Walks
Stolen Bases
Hitting Streak 3 games (2/8/19 – 2/9/19)

CAREER HIGHS

Hits 3, 6x, last vs. [RV] Wichita State (2/8/19)
Runs 3 vs. Pitt (3/12/16)
RBIs 5 vs. Hampton (4/3/16)
HRs 2 vs. Western Carolina (4/19/16)
Walks 3, 2x, last vs. Louisville 4/14/17)
Stolen Bases 2 vs. Coppin State (2/25/17)
Hitting Streak 7 games (2/26/17 - 3/10/17)

2019 GAME-BY-GAME STATS

Date	Opponent	Pos	AB	R	H	RBI	2B	3B	HR	BB	SB	CS	HBP	SAC	SF	GDP	K	PO	A	E	Avg	
Feb 08	vs Wichita State	*2b	4	2	3	1	0	0	0	0	0	0	0	0	0	0	0	0	0	0	2	750
Feb 08	vs Central Michigan	*2b	4	1	1	0	0	0	0	0	0	0	0	0	0	0	0	0	0	0	0	500
Feb 09	vs Purdue	*2b	3	2	2	1	0	0	0	0	0	0	0	0	0	0	0	0	0	0	3	545
Totals			3gs	11	5	6	2	0	0	0	0	0	0	0	0	0	0	0	0	0	5	545





CANA DAVIS

Sophomore | 5-9
OF | R/R

Turner Ashby HS
Harrisonburg, Va.

Major: Multimedia Journalism

11

AT THE PLATE

- Has played in nine games, drawing one start in center field, one start in right field and five starts as the designated player.
- Earned a walk in the second matchup with UAB (3/3).
- Recorded an RBI double at No. 8 Georgia (3/1).
- Scored a run at Radford (2/27).
- Earned a walk versus Georgia State (2/24).
- Owned one hit against [RV] Texas State (2/23).
- Tallied a hit at USF (2/22).
- Earned a hit and one run versus Central Michigan (2/8/19).
- Posted one run and one hit in the win over [RV] Wichita State (2/8).
- Registered 25 starts in 34 games played in 2018.
- Ranked second on the team with a .250 batting average in ACC play.
- Had three doubles and a triple against conference opponents.
- Posted four multi-hit games.

SEASON HIGHS

Hits: 1, 5x, last at No. 8 Georgia (3/1/19)
 Runs: 1, 3x, last at Radford (2/27/19)
 RBIs: 1 at No. 8 Georgia (3/1/19)
 HRs:
 Walks: 1, 3x, last vs. UAB (3/3/19)
 Stolen Bases
 Hitting Streak: 4 games (2/8/19 – 2/23/19)

CAREER HIGHS

Hits: 2, 4x, last at Virginia (4/14/18)
 Runs: 1, 9x, last at Radford (2/27/19)
 RBIs: 1, 3x, last at No. 8 Georgia (3/1/19)
 Walks: 2 vs. Florida A&M (2/9/18)
 Stolen Bases
 Hitting Streak: 4 games, 2x, last (2/8/19 – 2/23/19)

2019 GAME-BY-GAME STATS

Date	Opponent	Pos	AB	R	H	RBI	2B	3B	HR	BB	SB	CS	HBP	SAC	SF	GDP	K	PO	A	E	Avg	
Feb 08	vs Central Michigan	ph	1	0	0	0	0	0	0	0	0	0	0	0	0	0	0	0	0	0	0	.000
Feb 08	vs Wichita State	*of	3	1	1	0	0	0	0	0	0	0	0	0	0	0	0	0	0	0	0	.333
Feb 08	vs Central Michigan	*of	2	1	1	0	0	0	0	0	1	0	0	0	0	0	0	0	0	0	0	.400
Feb 22	at South Florida	*dh	3	0	1	0	0	0	0	0	0	0	0	0	0	0	1	0	0	0	0	.375
Feb 23	vs Texas State	*dh	3	0	1	0	0	0	0	0	0	1	1	0	0	0	0	1	0	0	0	.364
Feb 24	vs Georgia State	*dh	3	0	0	0	0	0	0	0	1	0	0	0	0	0	0	0	0	0	0	.286
Feb 27	at Radford	*dh	2	1	0	0	0	0	0	0	0	0	0	0	0	0	1	0	0	0	0	.250
Mar 01	at Georgia	ph	1	0	1	1	0	0	0	0	0	0	0	0	0	0	0	0	0	0	0	.294
Mar 02	vs UAB	*dh	2	0	0	0	0	0	0	0	0	0	0	0	0	0	2	0	0	0	0	.263
Mar 03	vs UAB	ph	0	0	0	0	0	0	0	0	1	0	0	0	0	0	0	0	0	0	0	.263
Totals		7gs	19	3	5	1	1	0	0	3	0	1	1	0	0	0	5	0	0	0	0	.263



HANNAH JONES

Junior | 5-6
IF | L/R

Orange County HS
Orange, Va.

Major: Public Relations

12

AT THE PLATE

- Has played in eight games.
- Had one at-bat versus UAB (3/2).
- Garnered a walk at Radford (2/27).
- Earned one walk against [RV] Texas State (2/22).
- Was a pinch-hitter against ETSU (2/17) and Charleston Southern (2/16).
- Knocked a three-run home run versus Detroit Mercy (2/16).
- Appeared in the road win over College of Charleston (2/9).
- Accomplished an RBI versus Central Michigan (2/8).
- Appeared in 18 games and registered eight starts.
- Five of her 10 hits came off the bench.
- Went 2 for 2 with four RBI vs. Florida A&M (2/9).
- Went 2 for 3 in a 6-4 win vs. Iowa State (3/4).
- Had a pinch hit two RBI double at No. 15 Florida State (3/17).
- Scored a run and a hit a double at No. 15 Florida State (3/18).

SEASON HIGHS

Hits: 1 vs. Detroit Mercy (2/16/19)
 Runs: 1 vs. Detroit Mercy (2/16/19)
 RBIs: 3, vs. Detroit Mercy (2/16/19)
 HRs: 1 vs. Detroit Mercy (2/16/19)
 Walks: 1, 3x, last at Radford (2/27/19)
 Stolen Bases
 Hitting Streak

CAREER HIGHS

Hits: 2, 3x, last vs. Iowa State (3/4/18)
 Runs: 2 vs. Coppin State (2/24/17)
 RBIs: 4 vs. Florida A&M (2/24/17)
 HRs: 1, 2x, last vs. Detroit Mercy (2/16/19)
 Walks: 1, 10x, last at Radford (2/27/19)
 Stolen Bases
 Hitting Streak: 2 games (3/17/18 - 3/18/18)

2019 GAME-BY-GAME STATS

Date	Opponent	Pos	AB	R	H	RBI	2B	3B	HR	BB	SB	CS	HBP	SAC	SF	GDP	K	PO	A	E	Avg	
Feb 08	vs Central Michigan	ph	1	0	0	0	0	0	0	0	0	0	0	0	0	0	0	0	0	0	0	.000
Feb 09	at Col. of Charleston	ph	0	0	0	0	0	0	0	1	0	0	0	0	0	0	0	0	0	0	0	.000
Feb 16	vs Detroit Mercy	ph/1b	1	1	1	3	0	0	1	0	0	0	0	0	0	0	0	0	0	0	0	.500
Feb 16	at Charleston So.	ph	1	0	0	0	0	0	0	0	0	0	0	0	0	0	0	0	0	0	0	.333
Feb 17	vs ETSU	ph	1	0	0	0	0	0	0	0	0	0	0	0	0	0	0	0	0	0	0	.250
Feb 22	vs Texas State	ph	0	0	0	0	0	0	1	0	0	0	0	0	0	0	0	0	0	0	0	.250
Feb 27	at Radford	ph	0	0	0	0	0	0	0	1	0	0	0	0	0	0	0	0	0	0	0	.250
Mar 02	vs UAB	ph	1	0	0	0	0	0	0	0	0	0	0	0	0	0	0	0	0	0	0	.200
Totals		0gs	5	1	1	4	0	0	1	3	0	0	0	0	0	0	2	0	0	0	0	.200





CAITLYN NOLAN

Senior | 5-7
IF | R/R

Marlboro County HS
Bennettsville, S.C.

Major: Human Development
& Sociology

13

Louisville Slugger/NFCA DI National POTW (2/12/19)
ACC Player of the Week (2/12/19)
2017-18 ACC Academic Honor Roll

AT THE PLATE

- Has started all 19 games at shortstop.
- Tied her career-high in home runs in a game with two versus UAB (3/2), recording three RBIs.
- Earned two walks at No. 8 Georgia (3/1).
- Went a perfect 3 for 3 at Radford (2/27), tallying two home runs and a double with three RBIs and three runs scored.
- Notched an RBI double versus [RV] Texas State (2/23).
- Drove in three runs and scored two herself with two hits against Detroit Mercy (2/16).
- Recorded extra-base hits and at least one RBI in all five games opening weekend.
- Had two hits and three RBIs in the season opener against [RV] Wichita State (2/8).

SEASON HIGHS

Hits 3, 2x, last at Radford (2/27/19)
Runs 3, 2x, last at Radford (2/27/19)
RBIs 3, 4x, last vs. UAB (3/2/19)
HRs 2, 2x, last vs. UAB (3/2/19)
Walks 2 at No. 8 Georgia (3/1/19)
Stolen Bases 1, 4x, last at Charleston Southern (2/16/19)
Hitting Streak 7 games (2/8/19 - 2/16/19)

CAREER HIGHS

Hits 3, 4x, last at Radford (2/27/19)
Runs 3, 2x, last at Radford (2/27/19)
RBIs 4, 2x, last vs. Charlotte (4/4/18)
HRs 2, 2x, last vs. UAB (3/2/19)
Walks 3 vs. Michigan (2/20/16)
Stolen Bases 1, 8x, last Charleston Southern (2/16/19)
Hitting Streak 7 games (2/8/19 - 2/16/19)

2019 GAME-BY-GAME STATS

Date	Opponent	Pos	AB	R	H	HR	2B	3B	HR	BB	SB	CS	HBP	SAC	SF	GDP	K	PO	A	E	Avg
Feb 08	vs Wichita State	*ss	2	3	2	3	0	0	1	1	0	0	0	0	0	0	0	0	1	1	1,000
Feb 08	vs Central Michigan	*ss	3	2	2	2	0	0	1	0	0	0	0	0	0	0	0	4	0	0	800
Feb 09	vs Purdue	*ss	3	2	2	1	1	0	0	1	1	0	0	0	0	0	3	4	1	0	750
Feb 09	at Col. of Charleston	*ss	4	1	3	2	1	0	0	0	0	0	0	0	0	0	2	1	0	0	750
Feb 10	vs Purdue	*ss	2	0	1	3	1	0	0	0	0	0	0	0	0	0	0	2	1	0	714
Feb 16	vs Detroit Mercy	*ss	4	1	2	3	0	0	0	0	0	0	0	0	0	0	2	0	0	0	667
Feb 16	at Charleston So.	*ss	4	0	1	0	0	0	0	0	1	0	0	0	0	0	1	3	0	0	591
Feb 17	vs ETSU	*ss	4	0	0	0	0	0	0	0	0	0	0	0	0	0	0	2	2	0	590
Feb 17	at Charleston So.	*ss	4	1	1	0	0	0	0	0	0	0	0	0	0	0	1	2	0	0	467
Feb 22	vs Texas State	*ss	1	1	0	0	0	0	0	0	0	0	0	0	0	0	2	3	0	0	452
Feb 22	at South Florida	*ss	3	0	0	0	0	0	0	0	0	0	0	0	0	0	1	3	0	0	412
Feb 23	vs Georgia State	*ss	4	0	0	0	0	0	0	0	0	0	0	0	0	0	0	2	2	0	368
Feb 23	vs Texas State	*ss	4	0	1	1	1	0	0	0	0	0	0	0	0	0	0	0	2	2	357
Feb 24	vs Georgia State	*ss	4	0	1	0	0	0	0	0	0	0	0	0	0	0	0	3	0	0	348
Feb 27	at Radford	*ss	3	3	3	3	1	0	2	0	0	0	0	0	0	0	0	1	1	0	388
Mar 01	at Georgia	*ss	3	0	0	0	0	0	0	0	0	0	0	0	0	0	0	3	3	1	365
Mar 02	vs UAB	*ss	4	2	2	3	0	0	2	0	0	0	0	0	0	0	0	1	1	0	375
Mar 02	at Georgia	*ss	2	0	0	0	0	0	0	0	0	0	0	0	0	0	1	0	0	0	362
Mar 03	vs UAB	*ss	2	3	0	0	0	0	1	0	0	0	0	0	0	0	0	1	0	0	350
Totals	19gs		60	16	21	19	5	0	6	9	4	0	0	0	2	0	1	30	31	6	350



EMMA STROUTH

Senior | 5-7
OF | R/R

Southeast Guilford
Julian, N.C.

Major: Animal & Poultry Sciences

14

AT THE PLATE

- Has started all 19 games in left field.
- Garnered a two-run home run versus UAB (3/3).
- Had a single and scored a run versus UAB (3/2).
- Scored one run for Tech off a walk at No. 8 Georgia (3/1).
- Went 1 for 3 with an RBI at Radford (2/27).
- Recorded three hits, two RBIs and two runs scored against Georgia State (2/23).
- Tallied two hits, one run scored and a stolen base versus ETSU (2/17).
- Tied her season high for hits with three at Charleston Southern (2/16), while driving in two runs and scoring one herself.
- Recorded three hits, including Tech's first triple of the season, and three RBIs in the second matchup against Purdue (2/10).
- Tallied a double, two RBIs and a stolen base vs. Purdue (2/9).
- Opened the year with a double, single, RBI and two runs versus [RV] Wichita State (2/8).

SEASON HIGHS

Hits 3, 3x, last vs. Georgia State (2/23/19)
Runs 3 vs. [RV] Texas State (2/23/19)
RBIs 3 vs. Purdue (2/10/19)
HRs 1, 3x, last vs. UAB (3/3/19)
Walks 1, 4x, last at No. 8 Georgia (3/1/19)
Stolen Bases 1, 3x, last vs. Georgia State (2/24/19)
Hitting Streak 9 games (2/8/19 - 2/17/19)

CAREER HIGHS

Hits 3, 10x, last vs. Georgia State (2/23/19)
Runs 3, 2x, last vs. [RV] Texas State (2/23/19)
RBIs 5 vs. Western Carolina (4/19/16)
HRs 1, 16x, last vs. UAB (3/3/19)
Walks 2, 6x, last vs. [RV] Texas State (2/23/19)
Stolen Bases 1, 7x, last vs. Georgia State (2/24/19)
Hitting Streak 10 games (2/24/18 - 3/6/18)

2019 GAME-BY-GAME STATS

Date	Opponent	Pos	AB	R	H	HR	2B	3B	HR	BB	SB	CS	HBP	SAC	SF	GDP	K	PO	A	E	Avg	
Feb 08	vs Wichita State	*of	4	2	2	1	1	0	0	0	0	0	0	0	0	0	0	0	0	0	0	500
Feb 08	vs Central Michigan	*of	4	1	2	2	0	0	1	0	0	0	0	0	0	0	0	1	0	0	0	500
Feb 09	vs Purdue	*of	3	1	1	2	1	0	0	0	0	0	0	0	0	0	0	0	0	0	0	455
Feb 09	at Col. of Charleston	*of	3	2	2	2	0	0	0	1	0	0	0	0	0	0	0	0	0	0	0	500
Feb 10	vs Purdue	*of	3	0	3	3	2	1	0	0	0	0	0	0	0	0	0	0	0	0	0	556
Feb 16	vs Detroit Mercy	*of	2	1	1	1	0	0	0	0	0	0	0	0	0	0	0	0	0	0	0	550
Feb 16	at Charleston So.	*of	4	1	3	2	0	0	0	0	0	0	0	0	0	0	0	0	0	0	0	583
Feb 17	vs ETSU	*of	4	1	2	0	0	0	0	0	0	0	0	0	0	0	0	1	0	0	0	571
Feb 17	at Charleston So.	*of	3	1	1	1	0	0	0	0	0	0	0	0	0	0	0	0	0	0	0	548
Feb 22	vs Texas State	*of	2	0	1	2	0	0	0	0	0	0	0	0	0	0	0	0	0	0	0	545
Feb 22	at South Florida	*of	3	0	0	0	0	0	0	0	0	0	0	0	0	0	0	0	0	0	0	500
Feb 23	vs Georgia State	*of	4	2	3	2	0	0	0	1	0	0	0	0	0	0	0	0	0	0	0	525
Feb 23	vs Texas State	*of	3	3	2	0	0	0	0	1	0	0	0	0	0	0	0	0	0	0	0	535
Feb 24	vs Georgia State	*of	3	0	0	0	0	0	0	0	0	0	0	0	0	0	0	0	0	0	0	500
Feb 27	at Radford	*of	4	1	1	0	0	0	0	0	0	0	0	0	0	0	0	0	0	0	0	500
Mar 01	at Georgia	*of	4	1	0	0	0	0	0	1	0	0	0	0	0	0	0	0	0	0	0	463
Mar 02	vs UAB	*of	4	1	1	0	0	0	0	0	0	0	0	0	0	0	0	0	0	0	0	448
Mar 02	at Georgia	*of	2	0	0	0	0	0	0	0	0	0	0	0	0	0	0	0	0	0	0	433
Mar 03	vs UAB	*of	3	1	1	2	0	0	0	1	0	0	0	0	0	0	0	0	0	0	0	459
Totals	19gs		63	20	27	20	4	1	3	4	3	0	1	0	1	1	1	2	27	0	0	429





MEREDITH SLAW

Freshman | 5-11
IF | L/R

Rappahannock HS
Warsaw, Va.

Major: Business

16

AT THE PLATE

- Has played in 15 games, drawing eight starts as the designated player.
- Collected her first multi-hit game of her career versus UAB (3/2), owning a single and a home run.
- Turned in an RBI at Radford (2/27) as a pinch hitter.
- Homered and drove in two runs versus [RV] Texas State (2/23).
- Hit her first home run at the college level at Charleston Southern (2/17), a three-run shot to right center.
- Posted her first-ever double versus Detroit Mercy (2/16), driving in a run.
- Notched a base hit, RBI and scored a run at College of Charleston (2/9).
- First hit was in the season opener vs. [RV] Wichita State (2/8).
- Three-sport athlete in high school, playing softball, basketball and volleyball.
- Four-year letterwinner in softball and basketball for coach Ellen Gaines in both sports.
- Two-time all-state selection.
- Three-time conference Player of the Year.
- Two-time region Player of the Year.
- VHSL Player of the Year.
- Comes from an athletics family - uncle played for the Los Angeles Dodgers' AAA team.
- Has a cousin currently playing catcher for Wake Forest.
- Had two cousins run track for Virginia and William & Mary.

SEASON/CAREER HIGHS

SEASON/CAREER HIGHS

Hits	2 v. UAB (3/2/19)
Runs	1, 4x, last vs. UAB (3/2/19)
RBI's	3 at Charleston Southern (2/17/19)
HR's	1, 3x, last vs. UAB (3/2/19)
Walks	
Stolen Bases	
Hitting Streak:	4 games (2/9/19 - 2/16/19)

2019 GAME-BY-GAME STATS

Date	Opponent	Pos	AB	R	H	RBI	2B	3B	HR	BB	SB	CS	HBP	SAC	SF	GDP	K	PO	A	E	Avg
Feb 08	vs Wichita State	ph	1	0	1	0	0	0	0	0	0	0	0	0	0	0	0	0	0	0	1.000
Feb 08	vs Central Michigan	*dh	2	0	1	0	0	0	0	0	0	0	0	0	0	0	0	0	0	0	.667
Feb 09	vs Purdue	*dh	4	0	0	0	0	0	0	0	0	0	0	0	0	0	0	0	0	0	.286
Feb 09	at Col. of Charleston	*dh	3	1	1	1	0	0	0	0	0	0	0	0	0	0	0	0	0	0	.300
Feb 10	vs Purdue	*dh	3	0	1	0	0	0	0	0	0	0	0	0	0	0	0	0	0	0	.308
Feb 16	vs Detroit Mercy	*dh	2	0	1	1	1	0	0	0	0	0	0	0	0	0	0	0	0	0	.333
Feb 16	at Charleston So.	ph	1	0	1	1	0	0	0	0	0	0	0	0	0	0	0	0	0	0	.375
Feb 17	vs ETSU	ph	2	0	0	0	0	0	0	0	0	0	0	0	0	0	0	0	0	0	.333
Feb 17	at Charleston So.	ph	1	1	1	3	0	0	1	0	0	0	0	0	0	0	0	0	0	0	.368
Feb 22	vs Texas State	*dh	2	0	0	0	0	0	0	0	0	0	0	0	0	0	1	0	0	0	.333
Feb 23	vs Texas State	ph	1	1	1	2	0	0	1	0	0	0	0	0	0	0	0	0	0	0	.364
Feb 27	at Radford	ph	1	0	0	1	0	0	0	0	0	0	0	0	0	0	0	0	0	0	.348
Mar 02	vs UAB	ph/dh	2	1	2	2	0	0	1	0	0	0	0	0	0	0	0	0	0	0	.400
Mar 02	at Georgia	*dh	2	0	0	0	0	0	0	0	0	0	0	0	0	0	0	0	0	0	.370
Mar 03	vs UAB	*dh	3	0	0	0	0	0	0	0	0	0	0	0	0	0	0	0	0	0	.333
Totals		8gs	30	2	10	11	1	0	3	0	0	0	0	0	0	0	2	0	0	0	.333



MACKENZIE LAWTER

Sophomore | 5-5
C | R/R

Halifax County HS
South Boston, Va.

Major: Multimedia Journalism
& Political Science

18

2017-18 ACC Academic Honor Roll

AT THE PLATE

- Has played in 11 games, drawing 11 starts at catcher.
- Notched one scored run and a hit versus UAB (3/3).
- Scored one run at No. 8 Georgia (3/1).
- Posted an RBI single and a stolen base at Radford (2/27).
- Hit a two-run homer against Georgia State (2/24).
- Belted a solo home run down the left-field line on her way to a career-high three hits versus ETSU (2/17).
- Had a season-high 14 putouts behind the dish vs. Purdue (2/9).
- Graduated from high school a semester early and joined the Hokies in January 2018.
- Threw out six base runners on 11 attempts in 2018.
- Caught two runners stealing vs. No. 20 Michigan.
- Recorded her first career hit vs. Florida A&M (2/9).
- Father played baseball at Longwood University and was recognized as Virginia Player of the Year in 1985.

SEASON HIGHS

Hits	3 vs. ETSU (2/17/19)
Runs	3 vs. ETSU (2/17/19)
RBI's	2 vs. Georgia State (2/24/19)
HR's	1, 2x, last vs. Georgia State (2/24/19)
Walks	1 vs. ETSU (2/17/19)
Stolen Bases	1, 2x, last at Radford (2/27/19)
Hitting Streak	2 games (2/24/19 - 2/27/19)

CAREER HIGHS

Hits	3 vs. ETSU (2/17/19)
Runs	3 vs. ETSU (2/17/19)
RBI's	2 vs. Georgia State (2/24/19)
HR's	1, 2x, last vs. Georgia State (2/24/19)
Walks	1 vs. ETSU (2/17/19)
Stolen Bases	1, 2x, last at Radford (2/27/19)
Hitting Streak	2 games (2/24/19 - 2/27/19)

2019 GAME-BY-GAME STATS

Date	Opponent	Pos	AB	R	H	RBI	2B	3B	HR	BB	SB	CS	HBP	SAC	SF	GDP	K	PO	A	E	Avg
Feb 08	vs Central Michigan	*c	2	0	0	0	0	0	0	0	0	0	0	0	0	0	0	0	14	0	.000
Feb 09	vs Purdue	*c	3	0	0	0	0	0	0	0	0	0	0	0	0	0	0	0	3	0	.000
Feb 16	at Charleston So.	*c/pr	2	0	0	0	0	0	0	0	0	0	0	0	0	0	0	0	5	0	.000
Feb 17	vs ETSU	*c	3	3	3	1	0	0	1	1	0	0	0	0	0	0	0	0	4	1	.300
Feb 22	at South Florida	*c	2	1	0	0	0	0	0	0	0	0	0	1	0	0	0	0	1	4	.250
Feb 23	vs Texas State	*c	1	0	0	0	0	0	0	0	0	0	0	1	0	0	0	0	4	1	.231
Feb 24	vs Georgia State	*c	2	1	1	2	0	0	1	0	0	0	0	0	0	0	0	0	5	0	.287
Feb 27	at Radford	*c	2	1	1	1	0	0	0	0	0	0	0	0	0	0	0	0	1	6	.278
Mar 01	at Georgia	*c	3	1	0	0	0	0	0	0	0	0	0	0	0	0	0	0	2	8	.238
Mar 02	at Georgia	*c	2	0	0	0	0	0	0	0	0	0	0	0	0	0	0	0	3	0	.217
Mar 03	vs UAB	*c	3	1	1	0	0	0	0	0	0	0	0	0	0	0	0	0	4	0	.231
Totals		11gs	26	8	6	4	0	0	2	1	2	0	0	2	0	0	0	0	4	58	.231





KINSEY JOHNSON

Senior | 5-9
OF | R/R

River Hill HS
Highland, Md.

Major: Marketing Management

19

2017-18 ACC Academic Honor Roll

AT THE PLATE

- Has played in 10 games.
- Scored one run versus UAB (3/3).
- Stole a base in the second game against Georgia State (2/24).
- Scored a run in the first game (2/23)
- Pinched-ran and swiped a base at Charleston Southern (2/17).
- Pinched-hit against Detroit Mercy (2/16), earning a walk and later scoring.
- Registered a hit and scored a run in the first matchup versus Purdue (2/9).
- Appeared in 31 games in 2018.
- Virginia Tech's top option off the bench as a pinch runner.
- Went 4 for 5 on stolen base attempts.
- Had 10 runs scored, a career-high.
- The Hokies were 7-3 when she scored a run .

SEASON HIGHS


Hits 1 vs. Purdue (2/9/19)
Runs 1, 4x, last vs. UAB (3/3/19)
RBIs 1 vs. Detroit Mercy (2/16/19)
HRs
Walks 1 vs. Detroit Mercy (2/16/19)
Stolen Bases 1, 2x, last vs. Georgia State (2/24/19)
Hitting Streak

CAREER HIGHS

Hits 3 at NC State (3/5/16)
Runs 1, 20x, last vs. UAB (3/3/19)
RBIs 2 at Western Carolina (4/25/17)
HRs 1 at Western Carolina (4/25/17)
Walks 2 vs. Mercer (4/2/16)
Stolen Bases 1, 10x, last vs. Georgia State (2/24/19)
Hitting Streak 2 games (4/18/17 - 4/19/17)

2019 GAME-BY-GAME STATS

Date	Opponent	Pos	AB	R	H	RBI	2B	3B	HR	BB	SB	CS	HBP	SAC	SF	GDP	K	PO	A	E	Avg	
Feb 08	vs Central Michigan	pr/of	0	0	0	0	0	0	0	0	0	0	0	0	0	0	0	0	0	0	0	.000
Feb 09	vs Purdue	pr/of	1	1	1	0	0	0	0	0	0	0	0	0	0	0	0	0	0	0	0	1.000
Feb 16	vs Detroit Mercy	pr/dh	0	1	0	1	0	0	0	1	0	0	0	0	0	0	0	0	0	0	0	1.000
Feb 17	at Charleston So.	pr	0	0	0	0	0	0	0	0	0	0	0	0	0	0	0	0	0	0	0	1.000
Feb 22	vs Texas State	ph	1	0	0	0	0	0	0	0	0	0	0	0	0	0	1	0	0	0	0	.500
Feb 22	at South Florida	pr	0	0	0	0	0	0	0	0	0	0	0	0	0	0	0	0	0	0	0	.500
Feb 23	vs Georgia State	pr	0	1	0	0	0	0	0	0	0	0	0	0	0	0	0	0	0	0	0	.500
Feb 24	vs Georgia State	pr	0	0	0	0	0	0	0	0	0	0	0	0	0	0	0	0	0	0	0	.500
Mar 01	at Georgia	pr	0	0	0	0	0	0	0	0	0	0	0	0	0	0	0	0	0	0	0	.500
Mar 03	vs UAB	pr	0	1	0	0	0	0	0	0	0	0	0	0	0	0	0	0	0	0	0	.500
Totals		Ogs	2	4	1	1	0	0	0	1	2	0	0	0	0	0	1	0	0	0	0	.500



SIERRA WALTON

Senior | 5-7
C/1B | R/R

Dowling Catholic HS/Indian Hills CC
Des Moines, Iowa

Major: Public Relations

20

AT THE PLATE

- Has played in eight games, drawing six starts at first base and one as the designated player.
- Earned an 11-pitch walk and notched an RBI versus UAB (3/2).
- Made six putouts at first base versus [RV] Texas State (2/22).
- Turned in a season-high two doubles and two RBIs at Charleston Southern (2/17).
- Earned three putouts versus Detroit Mercy (2/16).
- Recorded at least one hit and one RBI in her first three games of the season.
- Had a double and two RBIs in the season opener versus [RV] Wichita State (2/8) and the first contest against Purdue (2/9/19).
- Finished with one hit and one RBI versus College of Charleston (2/9).
- Played in 46 games with 44 starts in 2018.
- Started the final 29 games of the season behind the plate.
- Ranked second on the team with a .266 batting average.
- Her .242 average in ACC play ranked third.
- First career hit was a double vs. Florida A&M (2/9).

SEASON HIGHS

Hits 2 at Charleston Southern (2/17/19)
Runs
RBIs 2, 3x, last at Charleston Southern (2/17/19)
HRs
Walks 1, 2x, last vs. UAB (3/2/19)
Stolen Bases
Hitting Streak 3 games (2/8/19 – 2/9/19)

CAREER HIGHS

Hits 2, 10x, last at Charleston Southern (2/17/19)
Runs 2 vs. Hampton (5/2/18)
RBIs 2, 3x, last at Charleston Southern (2/17/19)
HRs 1 vs. Hampton (5/2/18)
Walks 2, 2x, last vs. Duke (4/20/19)
Stolen Bases
Hitting Streak 5 games (2/24/18 - 3/3/18)

2019 GAME-BY-GAME STATS

Date	Opponent	Pos	AB	R	H	RBI	2B	3B	HR	BB	SB	CS	HBP	SAC	SF	GDP	K	PO	A	E	Avg
Feb 08	vs Wichita State	**1b	2	0	1	2	1	0	0	0	0	0	0	0	0	0	0	1	3	0	.500
Feb 09	vs Purdue	**1b	4	0	1	2	1	0	0	0	0	0	0	0	0	0	0	0	0	0	.333
Feb 09	at Col. of Charleston	**1b	4	0	1	1	0	0	0	0	0	0	0	0	0	0	0	2	0	0	.300
Feb 10	vs Purdue	**1b	3	0	0	0	0	0	0	1	0	0	0	0	0	0	0	1	2	0	.231
Feb 16	vs Detroit Mercy	**1b	2	0	0	0	0	0	0	0	0	0	0	0	0	0	0	0	0	0	.200
Feb 17	at Charleston So.	*dh	4	0	2	2	2	0	0	0	0	0	0	0	0	0	0	0	0	0	.263
Feb 22	vs Texas State	**1b	2	0	0	0	0	0	0	0	0	0	0	0	0	0	0	0	6	0	.238
Mar 02	vs UAB	ph	0	0	0	1	0	0	0	1	0	0	0	0	0	0	0	0	0	0	.238
Totals		7gs	21	0	5	8	4	0	2	0	0	0	0	0	0	0	2	25	0	2	.238





STACY KALT

Freshman | 5-6
U | R/R

Churchhill HS
Fallon, Nev.

Major: Human Nutrition, Foods
and Exercise

21

AT THE PLATE

- Has played in 12 games.
- Scored a run and swiped a bag against Georgia State (2/24).
- Tallied a run scored and a stolen base versus [RV] Texas State (2/23).
- Earned a walk against [RV] Texas State (2/22), while stealing a base and scoring a run.
- Pinch-ran against Charleston Southern in both games on Feb. 16 and Feb. 17.
- Tallied her first career hit versus Detroit Mercy (2/16) and her first-ever run while swiping a steal.
- Scored a run in the victory over College of Charleston (2/10).
- Saw her first action against Purdue (2/9) and stole a base.
- A three-sport athlete during her prep career, playing softball, volleyball and basketball.
- For softball, she had four region and state appearances, won two state championships and two region titles.
- Offensively, tallied a .444 batting average, 15 home runs and 29 doubles.
- Earned Team Offensive MVP, All-Conference and All-State Honors while being a captain.
- Was a setter for volleyball and a guard on the basketball team, earning a letter for basketball and making it to the region and state tournaments.
- Played travel ball under coach Michael Bastian for Team TFS Elite.
- 2015 USSA Offensive Player, 2016 All-Star Tournament Team and 2018 Elite Eight team Colorado Sparkler.

SEASON/CAREER HIGHS

Hits 1 vs. Detroit Mercy (2/16/19)
 Runs 1, 5x, last vs. Georgia State (2/24/19)
 RBIs
 HRs
 Walks 1, 7x, last vs. [RV] Texas State (2/22/19)
 Stolen Bases 1, 7x, last vs. Georgia State (2/24/19)
 Hitting Streak

2019 GAME-BY-GAME STATS

Date	Opponent	Pos	AB	R	H	RBI	2B	3B	HR	BB	SB	CS	HBP	SAC	SF	GDP	K	PO	A	E	Avg
Feb 08	vs Central Michigan	pr	0	0	0	0	0	0	0	0	0	0	0	0	0	0	0	0	0	0	0.000
Feb 09	vs Purdue	pr	0	0	0	0	0	0	0	0	1	0	0	0	0	0	0	0	0	0	0.000
Feb 09	at Col. of Charleston	pr	0	1	0	0	0	0	0	0	1	0	0	0	0	0	0	0	0	0	0.000
Feb 10	vs Purdue	pr	0	0	0	0	0	0	0	0	1	0	0	0	0	0	0	0	0	0	0.000
Feb 16	vs Detroit Mercy	ph	2	1	1	0	0	0	0	0	0	0	0	0	0	0	0	0	0	0	0.500
Feb 16	at Charleston So.	pr	0	0	0	0	0	0	0	0	0	0	0	0	0	0	0	0	0	0	0.500
Feb 17	at Charleston So.	pr	0	0	0	0	0	0	0	0	0	0	0	0	0	0	0	0	0	0	0.500
Feb 22	vs Texas State	ph	0	1	0	0	0	0	0	0	1	0	0	0	0	0	0	0	0	0	0.500
Feb 23	vs Georgia State	ph	0	0	0	0	0	0	0	0	0	0	0	0	0	0	0	0	0	0	0.500
Feb 23	vs Texas State	pr	0	1	0	0	0	0	0	0	1	0	0	0	0	0	0	0	0	0	0.500
Feb 24	vs Georgia State	pr	0	1	0	0	0	0	0	0	0	0	0	0	0	0	0	0	0	0	0.500
Mar 02	vs UAB	pr	0	0	0	0	0	0	0	0	0	0	0	0	0	0	0	0	0	0	0.500
Totals		ogs	2	5	1	0	0	0	0	0	1	0	0	0	0	0	0	0	0	0	0.500



MARA STRUM

Freshman | 6-1
P | R/R

William Byrd HS
Vinton, Va.

Major: Human Nutrition, Foods
and Exercise

22

IN THE CIRCLE

- Has played in one game.
- Made her collegiate debut against [RV] Texas State (2/22).
- Pitched 1.1 innings, yielding three earned runs while striking out a batter.
- Has yet to see action.
- Four-year letterwinner for coach Greg Barton.
- Guided William Byrd to a district and regional championship, while finishing third at the VHSL state tournament.
- Earned first-team VHSL all-state.
- First-team All-Timesland.
- First-team Region 4D.
- Region 4D Pitcher of the Year.
- Four-time first-team All-Blue Ridge District.
- Two-time Blue Ridge District Pitcher of the Year.
- Blue Ridge District Player of the Year.

SEASON/CAREER HIGHS

Innings 1.1 vs. [RV] Texas State (2/22/19)
 Strikeouts 1 vs. [RV] Texas State (2/22/19)
 Hits (Low) 4 vs. [RV] Texas State (2/22/19)
 Runs (Low) 9 vs. [RV] Texas State (2/22/19)
 Earned Runs (Low) 3 vs. [RV] Texas State (2/22/19)
 Walks (Low) 7 vs. [RV] Texas State (2/22/19)
 Most Number of Pitches 70 vs. [RV] Texas State (2/22/19)

2019 GAME-BY-GAME STATS

Date	Opponent	GS	IP	H	R	ER	BB	SO	2B	3B	HR	WP	BK	HBP	IBB	Score	W-L	Sv	ERA	NP
Feb 22	vs Texas State	0	1.1	4	3	3	7	1	2	0	0	0	0	0	0	5-17	0-0	0	15.75	70
Totals		0	1.1	4	3	3	7	1	2	0	0	0	0	0	0	5-17	0-0	0	15.75	70





CARRIE EBERLE

Junior | 6-0
P | R/R

Charlotte Catholic HS
Charlotte, N.C.

Major: Biology

25

- 2019 ACC Co-Pitcher of the Week (3/5/19)
- 2019 Softball American Top-100 Player
- 2019 JWOS Preseason All-American Third Team
- 2019 Preseason All-ACC
- 2018 ACC Academic Honor Roll
- 2018 VaSID All-State Second Team
- 2018 NFCA Second-Team All-Mid-Atlantic Region
- 2018 Second-Team All-ACC
- 2018 CoSIDA Academic All-District
- 2017 ACC All-Freshmen Team

IN THE CIRCLE

- Has pitched in 10 games, starting nine of those in the circle.
- Recorded two strikeouts in 6.1 innings pitched and sprinkled six allowed hits versus UAB (3/2).
- Posted six strikeouts in seven innings at No. 8 Georgia (3/1), earning her second career win in the circle versus a top-25 team.
- Came in relief at Radford (2/27), earning a strikeout in one inning.
- Tossed a complete-game shutout against [RV] Texas State (2/23), earning a win and allowing just six hits.
- Hurled a complete game against USF (2/22), allowing five earned runs while fanning three hitters.
- Threw a complete seven-inning game shutout, allowing only two hits while striking out five batters at Charleston Southern (2/16).

SEASON HIGHS

Innings (High) 7.0, 4x, last at No. 8 Georgia (3/1/19)
 Strikeouts 7 vs. Wichita State (2/8/19)
 Hits (Low) (Min. 5 IP) 2 at Charleston Southern (2/16/19)
 Runs (Low) (Min. 5 IP) 0, 2x, last vs. [RV] Texas State (2/23/19)
 Earned Runs (Low) (Min. 5 IP) 0, 3x, last vs. UAB (3/2/19)
 Walks (Low) (Min. 5 IP) 0, 2x, last vs. [RV] Texas State (2/23/19)
 Number of Pitches (High) 112 at Georgia (3/1/19)

CAREER HIGHS

Innings (High) 8.0, 4x, last vs. Liberty (4/10/18)
 Strikeouts 8, 2x, last vs. Purdue (2/18/18)
 Hits (Low) (Min. 5 IP) 1, 3x, last vs. Liberty (4/10/18)
 Runs (Low) (Min. 5 IP) 0, 10x, last vs. [RV] Texas State (2/23/19)
 Earned Runs (Low) (Min. 5 IP) 0, 14x, last vs. UAB (3/2/19)
 Walks (Low) (Min. 5 IP) 0, 6x, last at USF (2/22/19)
 Number of Pitches (High) 120 vs. Iowa State (3/2/18)

2019 GAME-BY-GAME STATS

Date	Opponent	GS	IP	H	R	ER	BB	SO	2B	3B	HR	WP	BK	HBP	IBB	Score	W-L	Sv	ERA	NP	
Feb 08	vs Wichita State	*	5.0	6	3	3	5	7	2	0	0	2	0	0	0	11-3	1-0	0	4.20	101	
Feb 09	vs Purdue	*	7.0	5	2	1	3	1	0	0	1	0	0	0	0	7-5	2-0	0	2.33	93	
Feb 16	at Charleston So.	*	7.0	2	0	0	0	5	0	0	0	1	0	0	0	4-0	3-0	0	1.47	85	
Feb 17	vs ETSU	*	7.0	6	3	1	1	4	1	0	0	1	0	1	0	8-3	4-0	0	1.35	99	
Feb 22	at South Florida	*	6.0	11	7	5	0	3	0	1	0	1	0	2	0	2-7	4-1	0	2.19	80	
Feb 23	vs Texas State	*	6.0	6	0	0	1	5	0	0	0	0	0	0	0	10-0	5-1	0	1.84	88	
Feb 24	vs Georgia State	*	4.0	2	1	1	2	2	0	0	0	0	0	0	0	5-1	6-1	0	1.83	64	
Feb 27	at Radford	*	1.0	0	0	0	1	0	0	0	0	0	0	0	0	10-0	6-1	0	1.79	112	
Mar 01	at Georgia	*	7.0	11	6	3	1	6	3	1	1	0	0	0	0	7-6	7-1	0	1.96	112	
Mar 02	vs UAB	*	6.1	6	2	0	1	2	1	0	0	0	0	0	0	8-6	8-1	0	1.74	82	
Totals			9	56.1	55	24	14	12	38	8	2	1	6	0	3	0	72-31	8-1	0	1.74	-



GRACE CHAVEZ

Freshman | 5-9
C | R/R

West Career & Technical Academy
Las Vegas, Nev.

Major: Biology

28

AT THE PLATE

- Has played in eight games, drawing one start as the designated player.
- Recorded a hit, RBI and run scored against Georgia State (2/23).
- Belted a two-run homer versus [RV] Texas State (2/22).
- Pinch-hit at Charleston Southern (2/17) and earned a single.
- Pinch-hit versus Detroit Mercy (2/16) and got the first hit of her career.
- Recorded one RBI in her debut versus College of Charleston (2/9) as a pinch-hitter.
- Registered a base on balls in the victory over Purdue (2/10) as a pinch-hitter.
- Four-year letterwinner for coach Kelly Glass at Palo Verde.
- Three-time All-Northwest League selection.
- Led team to VHSL state title in 2017.
- Earned second-team all-state in 2018.
- All-state honorable mention in 2016.

SEASON/CAREER HIGHS

Hits 1, 4x, last vs. Georgia State (2/23/19)
 Runs 1, 2x, last vs. Georgia State (2/23/19)
 RBIs: 2 vs. Texas State (2/22/19)
 HRs 1, 2x, last vs. Georgia State (2/23/19)
 Walks: 1, 2x, vs. Georgia State (2/23/19)
 Stolen Bases
 Hitting Streak 4 games (2/16/19 – 2/23/19)

2019 GAME-BY-GAME STATS

Date	Opponent	Pos	AB	R	H	RBI	2B	3B	HR	BB	SB	CS	HBP	SAC	SF	GDP	K	PO	A	E	Avg	
Feb 09	at Col. of Charleston	ph	1	0	0	1	0	0	0	0	0	0	0	0	0	0	0	0	0	0	0	0.000
Feb 10	vs Purdue	ph	0	0	0	0	0	0	0	1	0	0	0	0	0	0	0	0	0	0	0	0.000
Feb 16	vs Detroit Mercy	ph	1	0	1	0	0	0	0	0	0	0	0	0	0	0	0	0	0	0	0	0.500
Feb 17	at Charleston So.	ph	1	0	1	0	0	0	0	0	0	0	0	0	0	0	0	0	0	0	0	0.667
Feb 22	vs Texas State	ph	1	1	1	2	0	0	1	0	0	0	0	0	0	0	0	0	0	0	0	0.750
Feb 23	vs Georgia State	dh	3	1	1	1	0	0	1	1	0	0	0	0	0	0	0	1	0	0	0	0.571
Feb 24	vs Georgia State	ph	1	0	1	0	0	0	0	0	0	0	0	0	0	0	0	0	0	0	0	0.500
Mar 01	at Georgia	ph/dh	3	0	0	0	0	0	0	0	0	0	0	0	0	0	0	0	0	0	0	0.354
Totals		1gs	11	2	4	5	0	0	2	2	0	0	0	0	0	0	0	1	0	0	0	0.364





MADDI BANKS

Freshman | 5-6
U | L/R

Bettendorf HS
Bettendorf, Iowa

Major: Communication Studies

29

AT THE PLATE

- Has played in 17 games, drawing two starts in center field and 15 at second base.
- Went 2 for 4 with a double and run scored while making four assists and two putouts defensively at No. 8 Georgia (3/1).
- Went 1 for 2 with walk and run scored at Radford (2/27).
- Tallied two hits, a career-high two RBIs and the first double of her career versus ETSU (2/17).
- Went a perfect 3-for-3 with her first-ever home run, a solo shot to center, and scored a career-high three runs against Detroit Mercy (2/16).
- Started the season-opening victory versus [RV] Wichita State (2/8) at center field.
- A three-sport athlete during her prep career, playing softball, track and basketball.
- Played for the Beverly Bandits and Iowa Premier Firebirds for softball.
- Won two championships with the Bandits – IDT Boulder and PGF Nationals.
- And won a championship with the Firebirds, as well as MVP honors for the national tournament.
- Ran in the sprints on the track team, earning a state title, four letters, all-conference, team MVP and a Drake Relay title on her way to setting two school records.
- Earned Best Female Athlete award at Bettendorf.
- Academic awards include being on the academic honor roll, all-conference academic, Best Buddies and RSVP.

SEASON/CAREER HIGHS

- Hits 3 vs. Detroit Mercy (2/16/19)
- Runs 3 vs. Detroit Mercy (2/16/19)
- RBIs 2 vs. ETSU (2/17/19)
- HRs 1 vs. Detroit Mercy (2/16/19)
- Walks 1, 5x, last at No. 8 Georgia (3/2/19)
- Stolen Bases 2 vs. Purdue (2/10/19)
- Hitting Streak 2 games, 2x, last (2/27/19 - 3/1/19)

2019 GAME-BY-GAME STATS

Date	Opponent	Pos	AB	R	H	RBI	2B	3B	HR	BB	SB	CS	HBP	SAC	SF	GDP	K	PO	A	E	Avg
Feb 08	vs Wichita State	*of	2	0	0	0	0	0	0	0	0	0	0	0	0	0	2	1	0	0	.000
Feb 09	vs Purdue	*of	3	0	0	0	0	0	0	1	0	0	0	0	0	0	0	2	0	0	.000
Feb 10	vs Purdue	*2b	3	0	1	0	0	0	0	0	0	0	0	0	0	0	1	0	0	0	.125
Feb 16	vs Detroit Mercy	*2b	3	3	3	1	0	0	1	0	0	0	0	0	0	0	0	0	0	0	.364
Feb 16	at Charleston So.	*2b	2	0	0	0	0	0	0	0	0	0	0	0	0	0	1	0	4	0	.308
Feb 17	vs ETSU	*2b	3	0	2	2	1	0	0	0	0	0	0	0	0	0	1	4	2	0	.375
Feb 17	at Charleston So.	*2b	3	1	1	0	0	0	0	0	0	0	0	0	0	0	0	2	0	0	.359
Feb 22	vs Texas State	*2b	2	0	0	0	0	0	0	0	0	0	0	0	0	0	0	1	0	2	.333
Feb 22	at South Florida	*2b	3	0	1	0	0	0	0	0	0	0	0	0	0	0	0	1	2	1	.333
Feb 23	vs Georgia State	*2b	2	1	0	0	0	0	1	1	0	0	0	0	0	0	0	2	0	0	.308
Feb 23	vs Texas State	*2b/pr	0	0	0	0	0	0	0	0	0	0	0	0	0	0	0	0	1	0	.308
Feb 24	vs Georgia State	*2b	1	1	0	0	0	0	0	1	1	0	0	0	0	0	0	1	3	1	.296
Feb 27	at Radford	*2b	2	1	1	0	0	0	0	1	0	0	0	0	0	0	0	0	1	0	.310
Mar 01	at Georgia	*2b	4	1	2	0	1	0	0	0	0	0	0	0	0	0	1	2	4	0	.333
Mar 02	vs UAB	*2b	3	0	0	0	0	0	0	0	0	0	0	0	0	0	1	1	2	0	.306
Mar 02	at Georgia	*2b	1	0	0	0	0	0	1	0	0	0	0	0	0	0	1	2	1	0	.297
Mar 03	vs UAB	*2b	2	0	1	0	0	0	0	0	0	0	0	0	0	0	1	0	3	0	.308
Totals		17gs	39	8	12	3	2	0	1	5	6	0	0	0	0	0	1	9	20	24	.308



KAYLEIGH ADDINGTON

Sophomore | 5-7
C | R/R

Rockbridge HS
Lexington, Va.

Major: Meteorology

31

2017-18 ACC Academic Honor Roll

AT THE PLATE

- Pinched hit against Radford (2/27), blooping one behind third base but the shortstop dove and made the catch.
- Appeared in two games in 2018.
- Drew a walk vs. Florida A&M (2/9).
- Registered an at-bat vs. Hampton (5/2).

SEASON HIGHS

- Hits
- Runs
- RBIs
- HRs
- Walks
- Stolen Bases
- Hitting Streak

CAREER HIGHS

- Hits
- Runs
- RBIs
- HRs
- Walks 1 vs. Florida A&M (2/9/18)
- Stolen Bases
- Hitting Streak

2019 GAME-BY-GAME STATS

Date	Opponent	Pos	AB	R	H	RBI	2B	3B	HR	BB	SB	CS	HBP	SAC	SF	GDP	K	PO	A	E	Avg
Feb 27	at Radford	gh	1	0	0	0	0	0	0	0	0	0	0	0	0	0	0	0	0	0	.000
Totals		Ogs	1	0	0	0	0	0	0	0	0	0	0	0	0	0	0	0	0	0	.000



NCAA STATS								
Statistic	Player	National Rank	Conference Rank	Value	National Leader	Value	Conference Leader	Value
Batting Average (147 ranked)	Darby Trull Kelsey Bennett Emma Strouth	29 108 112	2 7 9	0.490 0.431 0.429	Madi Cranford, Brown	0.875	Sydney Sherrill, Florida St.	0.493
Doubles (26 ranked)					Amanda Sanchez, LSU Carly Thomas, Illinois	10 10	Breanna Roper, Georgia Tech Sydney Sherrill, Florida St.	9 9
Doubles Per Game (137 ranked)					Kaley Coltrain, Marist Ali Milam, Marist	0.83 0.83	Breanna Roper, Georgia Tech	0.41
Earned Run Average (150 ranked)	Keely Rochard Carrie Eberle	78 104	2 3	1.53 1.74	Tabitha Dyer, Penn Chelsea Howard, Binghamton Emily Sorem, Lehigh	0.00 0.00 0.00	Meghan King, Florida St.	1.20
Hit Batters (16 ranked)					Leanna Johnson, Troy Tara Trainer, Indiana	1 1	Morgan Bruce, Georgia Tech	3
Hit by Pitch per Game (143 ranked)					Victoria Tyler, Alcorn	0.70	Berlynn Delamora, North Carolina	0.35
Hits (118 ranked)	Emma Strouth Darby Trull Al Velazquez Kelsey Bennett	33 75 75 118	5 9 9 15	27 24 24 22	Cali Harrod, Florida St. Breanna Roper, Georgia Tech	34 34	Cali Harrod, Florida St. Breanna Roper, Georgia Tech	34 34
Hits Allowed Per Seven Innings (150 ranked)	Keely Rochard	10	1	3.05	Emily Sorem, Lehigh	1.75	Keely Rochard, Virginia Tech	3.05
Home Runs Per Game (146 ranked)	Kelsey Bennett Caitlyn Nolan	57 57	4 4	0.32 0.32	Brigitte Nordberg, NC State	0.61	Brigitte Nordberg, NC State	0.61
Home runs (24 ranked)	Kelsey Bennett Caitlyn Nolan	24 24	5 5	6 6	Jessie Harper, Arizona	13	Brigitte Nordberg, NC State	11
On Base Percentage (135 ranked)	Darby Trull Kelsey Bennett	35 81	3 5	0.576 0.532	Madi Cranford, Brown	0.923	Cali Harrod, Florida St.	0.591
RBI's (24 ranked)					Shelbi Sunseri, LSU	32	Brigitte Nordberg, NC State	27
Runs Batted In Per Game (150 ranked)	Emma Strouth Caitlyn Nolan	96 102	5 6	1.05 1.00	Ali Milam, Marist	2.33	Brigitte Nordberg, NC State	1.50
Runs per Game (150 ranked)	Emma Strouth	58	7	1.05	Nicole Lopez, Hawaii	1.53	Cali Harrod, Florida St.	1.25
Sacrifice Flies (142 ranked)	Caitlyn Nolan Emma Strouth Al Velazquez	29 142 142	2 7 7	2 1 1	Madison Koger, Charleston So.	5	Anna Shelnett, Florida St.	3
Sacrifice Hits per game (144 ranked)					Carli Backlund, Central Conn. St. Katelyn Corr, Stony Brook	0.50 0.50	Jazmine Moreno, Duke	0.30
Saves (11 ranked)	Keely Rochard	11	1	2	Alyssa Rothwell, Ball St.	6	4 players tied	2
Shutouts (12 ranked)	Keely Rochard	1	1	6	Keely Rochard, Virginia Tech	6	Keely Rochard, Virginia Tech	6
Slugging Percentage (298 ranked)	Kelsey Bennett Caitlyn Nolan Darby Trull Emma Strouth	42 118 156 178	4 9 10 15	0.843 0.733 0.694 0.667	Ali Milam, Marist	1.450	Brigitte Nordberg, NC State	1.196
Stolen Bases (141 ranked)					Jaquelyn Ramon, Southeastern La.	1.55	Cali Harrod, Florida St.	0.88
Strikeout-to-Walk Ratio (150 ranked)	Keely Rochard Carrie Eberle	48 142	2 7	5.07 3.17	Matty Moss, Tennessee	24.00	Meghan King, Florida St.	6.75
Strikeouts (147 ranked)	Keely Rochard Carrie Eberle	26 139	2 13	76 38	Riley Randolph, FGCU	102	Meghan King, Florida St.	81
Strikeouts Per Seven Innings (150 ranked)	Keely Rochard	39	1	8.9	Courtney Coppersmith, UMBC	13.2	Keely Rochard, Virginia Tech	8.9
Total Bases (144 ranked)	Caitlyn Nolan Kelsey Bennett Emma Strouth	43 47 59	8 9 12	44 43 42	Jessie Harper, Arizona	71	Sydney Sherrill, Florida St.	63
Toughest to Strike Out (149 ranked)	Caitlyn Nolan Emma Strouth	36 72	1 2	60.0 31.5	32 players tied	0.0	Caitlyn Nolan, Virginia Tech	60.0
Triples (13 ranked)					Cydney Curran, CSU Bakersfield	5	Celene Funke, Louisville	4
Triples Per Game (147 ranked)					Cydney Curran, CSU Bakersfield	0.36	Celene Funke, Louisville	0.24
Victories (34 ranked)	Carrie Eberle Keely Rochard	21 21	2 2	8 8	Kelly Barnhill, Florida Tara Trainer, Indiana	12 12	Meghan King, Florida St.	10
Walks (149 ranked)					Lauren Pitney, Manhattan	1.80	Cali Harrod, Florida St.	0.75
Walks Allowed Per Seven Innings (148 ranked)	Carrie Eberle	105	4	1.49	Samantha Bender, Iona Melissa Pereira, Hartford	0.00 0.00	Kathryn Sandercock, Florida St.	1.05



NCAA STATS

Statistic	National Rank	Conference Rank	Value	National Leader	Value	Conference Leader	Value
Batting Average (294 ranked)	3	2	0.365	Florida St.	0.385	Florida St.	0.385
Double Plays per Game (292 ranked)	157	7	0.26	Hampton	1.10	Boston College	0.59
Doubles per Game (294 ranked)	38	3	1.74	Marist	3.00	Florida St.	2.00
Earned Run Average (294 ranked)	37	2	2.12	USC Upstate	0.77	Florida St.	1.58
Fielding Percentage (294 ranked)	95	4	0.964	Tennessee	0.990	Florida St.	0.977
Hit Batters (16 ranked)				5 teams tied		1 Notre Dame	1
Home Runs per game (289 ranked)	12	3	1.42	Arizona	1.77	Florida St. NC State	1.67 1.67
On Base Percentage (30 ranked)	9	2	0.444	Tennessee	0.468	Florida St.	0.467
Scoring (294 ranked)	15	2	7.05	Georgia	8.95	Florida St.	8.17
Slugging Percentage (294 ranked)	8	2	0.588	Florida St.	0.676	Florida St.	0.676
Stolen Bases per Game (292 ranked)	45	3	1.63	Southeastern La.	4.70	Florida St.	1.88
Strikeout-to-Walk Ratio (294 ranked)	32	2	3.03	Arkansas	10.56	Florida St.	4.48
Triples per Game (250 ranked)	185	12	0.11	Hampton	0.70	Louisville	0.65
WL Percentage (281 ranked)	17	2	0.842	Alabama	1.000	Florida St.	0.958



LAST FOUR BOX SCORES



2019 VT Softball
Virginia Tech at #8 Georgia
 Mar 01, 2019 at Athens, Ga. (Jack Turner Stadium)



Virginia Tech 7 (14-2)

Georgia 6 (15-2)

Player	ab	r	h	rbi	bb	so	po	a	lob
Al Velazquez rf	4	2	2	1	0	1	0	1	0
Darby Trull cf	5	0	4	3	0	1	0	0	0
Lauren Duff dp	2	0	0	0	2	0	0	0	0
Grace Chavez ph/dp	3	0	0	0	0	0	0	1	0
Caitlyn Nolan ss	3	0	0	0	2	0	3	3	2
Emma Strouth lf	4	1	0	0	1	2	0	4	0
Kelsey Bennett 3b	1	2	1	2	2	0	0	2	0
Kinsey Johnson pr	0	0	0	0	0	0	0	0	0
Jayne Bailey 1b	4	0	1	0	0	0	9	0	0
Mackenzie Lawter c	3	1	0	0	2	8	0	3	0
Canva Davis ph	1	0	1	1	0	0	0	0	0
Maddi Banks 2b	4	1	2	0	0	1	2	4	0
Carrie Eberle p	0	0	0	0	0	0	1	0	0
Keely Rocharad p	0	0	0	0	0	0	0	0	0
Totals	34	7	11	7	5	8	24	11	10

Player	ab	r	h	rbi	bb	so	po	a	lob
Sikes 2b	5	0	0	0	0	2	3	3	2
Milz 1b	3	0	2	0	0	1	5	0	0
Landrum ph/lf	1	0	0	0	0	1	0	0	0
DiCarlo ss	4	2	2	1	0	1	1	0	1
Fincher dp/1b	4	1	1	1	0	1	2	0	1
Febrey rf	3	1	3	1	1	0	1	0	0
O'Neal c	4	0	1	1	0	8	0	0	0
Kelley ph	0	1	0	0	0	0	0	0	0
Bryan cf	4	0	2	2	0	2	0	0	0
Doggett 3b	4	0	0	0	0	2	0	2	0
Armistead lf/dp	2	1	0	0	0	1	0	0	0
Morgan ph	1	0	1	0	0	0	0	0	0
Bass p	0	0	0	0	0	0	0	0	0
Avant p	0	0	0	0	0	0	1	0	0
Mathis p	0	0	0	0	0	0	1	0	0
Totals	35	6	12	6	1	24	5	7	0

Score by Innings

	1	2	3	4	5	6	7	8	R	H	E
Virginia Tech	0	2	0	0	1	3	0	1	7	11	1
Georgia	0	0	0	0	4	2	0	6	12	0	0

E - C. Nolan(5), DP - VT 1, LOB - VT 10; Georgia 7, 2B - D. Trull 2(3); J. Bailey(2); C. Davis(1); M. Banks(2); Milz(6); Febrey(4); O'Neal(4); Bryan(2), 3B - A. Velazquez(1); Bryan(3), HR - K. Bennett(5); DiCarlo(9), HBP - K. Bennett; Armistead, SH - A. Velazquez(1).

Virginia Tech	ip	h	r	er	bb	so	ab	bf	np	Georgia	ip	h	r	er	bb	so	ab	bf	np
Carrie Eberle	7.0	11	6	3	1	6	31	32	112	Bass	4.1	5	3	3	1	6	18	20	72
Keely Rocharad	1.0	1	0	0	0	1	4	5	21	Avant	1.2	3	3	2	1	8	10	39	
										Mathis	2.0	3	1	2	1	8	11	40	

Win - C. Eberle (7-1), Loss - Mathis (4-1), Save - K. Rocharad (2), WP - Mathis(6), HBP - by Bass (K. Bennett); by K. Rocharad (Armistead), Inherited runners/scored: Avant 1/0, Pitches/strikes: C. Eberle 112/75; K. Rocharad 21/16; Bass 72/49; Avant 39/21; Mathis 40/27.

Umpires - HP: Laura Nesteriak 1B: Matt Johnson 3B: Ed Clark
 Start: 7:36 pm Time: 2:43 Attendance: 558
 Weather: 63 degs., rain possible



2019 VT Softball
Virginia Tech vs UAB
 Mar 02, 2019 at Athens, Ga. (Jack Turner Stadium)



Virginia Tech 8 (15-2)

UAB 6 (8-9)

Player	ab	r	h	rbi	bb	so	po	a	lob
Al Velazquez rf	5	0	1	1	0	1	0	4	0
Darby Trull cf	2	3	2	0	1	0	3	1	0
Canva Davis dp	2	0	0	0	2	0	0	0	0
Meredith Slaw ph/dp	2	1	2	2	0	0	0	0	0
Stacy Kait pr	0	0	0	0	0	0	0	0	0
Caitlyn Nolan ss	4	2	3	0	0	1	1	0	0
Emma Strouth lf	4	1	1	0	0	0	0	0	0
Kelsey Bennett 3b	3	1	1	0	1	1	3	3	0
Jayne Bailey 1b	3	0	2	0	0	10	0	0	0
Lauren Duff c	3	0	0	0	0	4	0	0	0
Sierra Walton ph	0	0	0	1	0	0	0	0	0
Maddi Banks 2b	3	0	0	0	1	2	0	0	0
Hannah Jones ph	1	0	0	0	1	0	0	0	0
Carrie Eberle p	0	0	0	0	0	0	2	0	0
Keera Napoli p	0	0	0	0	0	0	0	0	0
Totals	32	8	11	7	3	6	21	9	8

Player	ab	r	h	rbi	bb	so	po	a	lob
HEGH, F. rf	4	2	3	1	0	0	2	0	0
OLSZEWSKI, J lf	4	0	1	0	0	0	2	1	0
CRAWFORD, S. dp	3	1	1	0	1	0	0	0	1
ERWIN, N. ss	4	2	1	2	0	0	2	2	1
STANCL, D. 3b	2	0	1	2	1	0	1	2	0
BLOUNT, C. ph	1	0	1	1	0	0	0	0	0
CLEM, A. 2b	4	0	1	0	1	2	1	2	2
FRAZIER, Si. c	3	0	0	0	0	7	0	1	1
OWENS, R. 1b	3	0	0	0	1	5	0	1	0
ENGLAND, D. cf	3	1	1	0	0	0	0	0	0
CESPEDES, S. p	0	0	0	0	0	0	1	0	0
BARNES, B. p	0	0	0	0	0	0	1	0	0
KACHEL, E. p	0	0	0	0	0	0	0	0	0
Totals	31	6	10	6	2	21	8	6	0

Score by Innings

	1	2	3	4	5	6	7	R	H	E
Virginia Tech	2	1	1	0	4	0	0	8	11	2
UAB	0	0	0	0	4	0	2	6	10	1

E - K. Bennett 2; HEGH, F., DP - VT 1, LOB - VT 8; UAB 6, 2B - D. Trull; HEGH, F.; ERWIN, N.; STANCL, D., HR - M. Slaw; C. Nolan 2, HBP - D. Trull; J. Bailey, SB - STANCL, D.,

Virginia Tech	ip	h	r	er	bb	so	ab	bf	np	UAB	ip	h	r	er	bb	so	ab	bf	np
Carrie Eberle	6.1	6	2	0	1	2	26	27	82	CESPEDES, S.	4.0	8	4	3	0	1	19	20	66
Keera Napoli	0.2	4	4	4	1	0	5	6	17	BARNES, B.	2.1	3	4	1	4	11	12	42	
										KACHEL, E.	0.2	0	0	0	2	1	2	5	25

Win - C. Eberle (8-1), Loss - CESPEDES, S. (3-2), Save - None, WP - K. Napoli; BARNES, B.; KACHEL, E., HBP - by CESPEDES, S. (D. Trull); by KACHEL, E. (J. Bailey), Inherited runners/scored: C. Eberle 1/0; K. Napoli 1/0; BARNES, B. 1/1; KACHEL, E. 1/1, Pitches/strikes: C. Eberle 82/55; K. Napoli 17/9; CESPEDES, S. 66/44; BARNES, B. 42/24; KACHEL, E. 25/14.

Umpires - HP: Ed Clark 1B: Raul-PJ Gallardo 3B: Matt Johnson
 Start: 1:00 pm Time: 2:00 Attendance: 234
 Weather: 67 deg., mostly sunny
 CESPEDES, S. faced 1 batter in the 3rd.



2019 VT Softball
Virginia Tech at #8 Georgia
 Mar 02, 2019 at Athens, Ga. (Jack Turner Stadium)



Virginia Tech 0 (15-3)

Georgia 8 (16-2)

Player	ab	r	h	rbi	bb	so	po	a	lob
Al Velazquez rf	2	0	1	0	0	0	0	0	0
Darby Trull cf	1	0	0	0	1	0	2	0	0
Meredith Slaw dp	2	0	0	0	0	0	0	3	0
Caitlyn Nolan ss	2	0	0	0	1	0	0	0	0
Emma Strouth lf	2	0	0	0	0	3	0	0	0
Kelsey Bennett 3b	2	0	0	0	0	2	0	0	0
Jayne Bailey 1b	2	0	0	0	0	2	0	0	0
Mackenzie Lawter c	2	0	0	0	0	3	0	0	0
Maddi Banks 2b	1	0	0	0	1	2	1	0	0
Keely Rocharad p	0	0	0	0	0	0	1	0	0
Totals	16	0	1	0	2	12	4	3	0

Player	ab	r	h	rbi	bb	so	po	a	lob
Bryan cf	3	1	1	1	0	0	1	0	0
DiCarlo ss	3	1	1	0	0	1	0	3	0
Fincher 1b	2	1	1	0	1	1	9	0	0
Febrey rf	2	1	1	0	1	0	0	0	1
O'Neal c	2	2	2	4	0	2	0	0	0
Sikes 2b	2	1	1	0	0	0	0	0	0
Armistead dp	2	1	0	0	0	0	0	0	0
Doggett 3b	1	0	1	3	0	0	0	4	0
Landrum lf	2	0	0	0	0	0	3	0	2
Cutting p	0	0	0	0	0	0	0	1	0
Totals	19	8	8	8	2	15	8	3	0

Score by Innings

	1	2	3	4	5	R	H	E
Virginia Tech	0	0	0	0	0	0	1	1
Georgia	0	1	0	2	5	8	8	0

E - C. Nolan(6), LOB - VT 3; Georgia 3, 2B - A. Velazquez(3); O'Neal(5), 3B - Doggett(1), HR - Bryan(1); O'Neal(2), SH - O'Neal(1), SF - Doggett(1), SB - Sikes(2).

Virginia Tech	ip	h	r	er	bb	so	ab	bf	np	Georgia	ip	h	r	er	bb	so	ab	bf	np
Keely Rocharad	4.0	8	8	7	2	19	23	74		Cutting	5.0	1	0	0	2	16	18	72	

Win - Cutting (5-0), Loss - K. Rocharad (7-2), Save - None, Inherited runners/scored: None, Pitches/strikes: K. Rocharad 74/49; Cutting 72/46.

Umpires - HP: Matt Johnson 1B: Ed Clark 3B: Laura Nesteriak
 Start: 3:30 pm Time: 1:24 Attendance: 1217
 Weather: 68 deg., mostly cloudy
 K. Rocharad faced 5 batters in the 5th.



2019 VT Softball
UAB vs Virginia Tech
 Mar 03, 2019 at Athens, Ga. (Jack Turner Stadium)



UAB 1 (8-11)

Virginia Tech 4 (16-3)

Player	ab	r	h	rbi	bb	so	po	a	lob
ERWIN, N. ss	3	0	0	0	0	1	3	0	0
OLSZEWSKI, J lf	3	0	0	0	1	1	0	0	0
HEGH, F. rf	3	0	0	0	0	1	0	0	0
CRAWFORD, S. dp	3	0	1	0	0	0	0	0	0
STANCL, D. 3b	3	1	1	0	0	1	2	0	0
ENGLAND, D. cf	3	0	0	0	0	1	0	1	0
FRAZIER, Si. c	2	0	1	0	0	5	0	0	0
OWENS, R. 1b	1	0	0	0	1	7			

OVERALL SEASON STATS



2019 VT Softball Overall Statistics for Virginia Tech (as of Mar 03, 2019) (All games Sorted by Batting avg)



Record: 16-3 Home: 0-0 Away: 5-2 Neutral: 11-1 Conference: 0-0

Player	avg	gp-gs	ab	r	h	2b	3b	hr	rbi	tb	slg%	bb	hp	so	gdp	ob%	sf	sh	sb-att	po	a	e	fld%
10 Olivia Lattin	.545	3-3	11	5	6	0	0	1	2	9	.818	0	0	0	0	.545	0	0	0-0	0	5	0	1.000
21 Stacy Kalt	.500	12-0	2	5	1	0	0	0	0	1	.500	1	0	1	0	.667	0	0	7-7	0	0	0	.000
25 Carrie Eberle	.500	10-9	2	1	1	0	0	0	1	1	.500	1	0	0	0	.667	0	0	0-0	2	20	0	1.000
19 Kinsey Johnson	.500	10-0	2	4	1	0	0	0	1	1	.500	1	0	1	0	.667	0	0	2-2	0	0	0	.000
4 Darby Trull	.490	17-16	49	14	24	4	0	2	15	34	.694	9	1	4	0	.576	0	1	3-5	24	1	0	1.000
8 Kelsey Bennett	.431	19-19	51	11	22	3	0	6	14	43	.843	9	2	4	0	.532	0	1	1-1	9	27	3	.923
14 Emma Strouth	.429	19-19	63	20	27	4	1	3	20	42	.667	4	1	2	1	.464	1	0	3-3	27	0	0	1.000
9 Al Velazquez	.381	19-19	63	16	24	3	1	0	10	29	.460	7	1	4	0	.444	1	1	1-1	8	1	0	1.000
28 Grace Chavez	.364	8-1	11	2	4	0	0	2	5	10	.909	2	0	1	0	.462	0	0	0-0	0	0	0	.000
13 Caitlyn Nolan	.350	19-19	60	16	21	5	0	6	19	44	.733	9	0	1	0	.423	2	0	4-4	30	31	6	.910
2 Jayme Bailey	.333	16-14	36	9	12	2	0	0	2	14	.389	5	3	2	0	.455	0	1	0-1	94	4	2	.980
16 Meredith Slaw	.333	15-8	30	4	10	1	0	3	11	20	.667	0	1	4	0	.355	0	0	0-0	0	0	0	.000
29 Maddi Banks	.308	17-17	39	8	12	2	0	1	3	17	.436	5	0	9	1	.386	0	0	6-6	20	24	2	.957
6 Lauren Duff	.306	14-11	36	5	11	4	0	0	5	15	.417	2	2	3	0	.375	0	0	0-0	58	4	1	.984
11 Cana Davis	.263	9-7	19	3	5	1	0	0	1	6	.316	3	1	5	0	.391	0	0	0-1	0	0	0	.000
5 Dani Hugney	.250	6-0	4	2	1	0	0	0	0	1	.250	0	0	1	0	.250	0	0	2-2	0	0	0	.000
20 Sierra Walton	.238	8-7	21	0	5	4	0	0	8	9	.429	2	0	2	0	.304	0	0	0-0	25	0	2	.926
18 Mackenzie Lawter	.231	11-11	26	8	6	0	0	2	4	12	.462	1	2	4	0	.310	0	0	2-2	58	2	2	.968
12 Hannah Jones	.200	8-0	5	1	1	0	0	1	4	4	.800	3	0	2	0	.500	0	0	0-0	0	0	0	.000
31 Kayleigh Addington	.000	1-0	1	0	0	0	0	0	0	0	.000	0	0	0	0	.000	0	0	0-0	0	0	0	.000
22 Mara Strum	.000	1-0	0	0	0	0	0	0	0	0	.000	0	0	0	0	.000	0	0	0-0	0	0	0	.000
7 Keara Napoli	.000	3-0	0	0	0	0	0	0	0	0	.000	0	0	0	0	.000	0	0	0-0	0	0	0	.000
3 Keely Rochard	.000	12-10	0	0	0	0	0	0	0	0	.000	0	0	0	0	.000	0	0	0-0	2	1	0	1.000
Totals	.365	19	531	134	194	33	2	27	125	312	.588	64	14	50	2	.444	4	4	31-35	357	120	18	.964
Opponents	.201	19	447	57	90	17	3	3	55	122	.273	38	11	115	2	.279	3	1	6-7	351	124	13	.973

LOB - Team (132), Opp (86). DPs turned - Team (5), Opp (7).

(All games Sorted by Earned run avg)

Player	era	w-l	app	gs	cq	sho	sv	ip	h	r	er	bb	so	2b	3b	hr	b/avg	wp	hp	bks	sfa	sha
3 Keely Rochard	1.53	8-2	12	10	8	6/1	2	59.2	26	17	13	15	76	5	1	2	.128	2	8	0	2	1
25 Carrie Eberle	1.74	8-1	10	9	5	2/1	0	56.1	55	24	14	12	38	8	2	1	.243	6	3	0	1	0
22 Mara Strum	15.75	0-0	1	0	0	0/0	0	1.1	4	9	3	7	1	2	0	0	.444	0	0	0	0	0
7 Keara Napoli	25.20	0-0	3	0	0	0/1	0	1.2	5	7	6	4	0	2	0	0	.556	1	0	0	0	0
Totals	2.12	16-3	19	19	13	9/1	2	119.0	90	57	36	38	115	17	3	3	.201	9	11	0	3	1
Opponents	7.42	3-16	19	19	1	1/0	0	117.0	194	134	124	64	50	33	2	27	.365	10	14	0	4	4

PB - Team (2), L. Duff 1, M. Lawter 1, Opp (4). SBA/ATT - C. Eberle (4-5), M. Lawter (4-4), L. Duff (2-2), K. Rochard (2-2).

Player	c	po	a	e	fld%	dp	sba	csb	sba%	pb	ci
14 Emma Strouth	27	27	0	0	1.000	0	0	0	---	0	0
4 Darby Trull	25	24	1	0	1.000	0	0	0	---	0	0
25 Carrie Eberle	22	2	20	0	1.000	1	4	1	.800	0	0
9 Al Velazquez	9	8	1	0	1.000	0	0	0	---	0	0
10 Olivia Lattin	5	0	5	0	1.000	0	0	0	---	0	0
3 Keely Rochard	3	2	1	0	1.000	0	2	0	1.000	0	0
6 Lauren Duff	63	58	4	1	.984	0	2	0	1.000	1	0
2 Jayme Bailey	100	94	4	2	.980	3	0	0	---	0	0
18 Mackenzie Lawter	62	58	2	2	.968	0	4	0	1.000	1	0
29 Maddi Banks	46	20	24	2	.957	2	0	0	---	0	0
20 Sierra Walton	27	25	0	2	.926	1	0	0	---	0	0
8 Kelsey Bennett	39	9	27	3	.923	1	0	0	---	0	0
13 Caitlyn Nolan	67	30	31	6	.910	2	0	0	---	0	0
28 Grace Chavez	0	0	0	0	.000	0	0	0	---	0	0
16 Meredith Slaw	0	0	0	0	.000	0	0	0	---	0	0
31 Kayleigh Addington	0	0	0	0	.000	0	0	0	---	0	0
22 Mara Strum	0	0	0	0	.000	0	0	0	---	0	0
11 Cana Davis	0	0	0	0	.000	0	0	0	---	0	0
7 Keara Napoli	0	0	0	0	.000	0	0	0	---	0	0
21 Stacy Kalt	0	0	0	0	.000	0	0	0	---	0	0
12 Hannah Jones	0	0	0	0	.000	0	0	0	---	0	0
19 Kinsey Johnson	0	0	0	0	.000	0	0	0	---	0	0
5 Dani Hugney	0	0	0	0	.000	0	0	0	---	0	0
Totals	495	357	120	18	.964	5	6	1	.857	2	0
Opponents	488	351	124	13	.973	7	31	4	.886	4	0





00
Jada CRITTENDON
OF | 5-1 | r-Fr.
Norfolk, Va.
Jay-duh



2
Jayme BAILEY
U | 5-5 | Fr.
Scott Depot, W.Va.
JAY-me



3
Keely ROCHARD
P | 5-8 | So.
Williamsburg, Va.
KEY-lee row-SHARD



4
Darby TRULL
OF | 5-3 | So.
Fort Mill, S.C.



5
Dani HUGNEY
IF | 5-4 | Jr.
Fairfax Station, Va.
HUGH-gknee



6
Lauren DUFF
C | 5-8 | Sr.
Chesapeake, Va.



7
Keara NAPOLI
P | 5-6 | So.
Alpharetta, Ga.
KEER-uh



8
Kelsey BENNETT
U | 5-5 | Fr.
Jefferson, Ga.



9
AI VELAZQUEZ
OF | 5-5 | So.
Aurora, Colo.



10
Olivia LATTIN
2B | 5-6 | Sr.
Kingston, N.Y.



11
Cana DAVIS
OF | 5-9 | So.
Harrisonburg, Va.
KAY-nuh



12
Hannah JONES
1B | 5-6 | Jr.
Orange, Va.



13
Caitlyn NOLAN
SS | 5-7 | Sr.
Bennettsville, S.C.



14
Emma STROUTH
OF | 5-7 | Sr.
Julian, N.C.
StROWth



16
Meredith SLAW
1B | 5-11 | Fr.
Warsaw, Va.



18
Mackenzie LAWTER
C | 5-5 | So.
South Boston, Va.



19
Kinsey JOHNSON
OF | 5-9 | Sr.
Highland, Md.



20
Sierra WALTON
C | 5-7 | Sr.
Des Moines, Iowa
See-AIR-uh



21
Stacy KALT
U | 5-6 | Fr.
Fallon, Nev.



22
Mara STRUM
P | 6-1 | Fr.
Vinton, Va.
Mare-uh



25
Carrie EBERLE
P | 6-0 | Jr.
Charlotte, N.C.
Eb-er-lee



28
Grace CHAVEZ
C/1B | 5-9 | Fr.
Las Vegas, Nev.



29
Maddi BANKS
IF | 5-6 | Fr.
Bettendorf, Iowa



31
Kayleigh ADDINGTON
U | 5-7 | So.
Lexington, Va.



Pete D'AMOUR
Head Coach
1st Season
Duh-More



Kirin KUMAR
Assistant Coach
1st Season
Kier-in



Doug GILLIS
Assistant Coach
1st Season



Matt GUEMMER
Volunteer Assistant Coach
1st Season
Gim-mer



Sami FAGAN
Coordinator, Player Development
1st Season



Whitney DAVIS SHOWALTER
Director of Operations
5th Season

