



HOKIES®

2019 Virginia Tech Softball Game Notes

#ThisIsHome

March 15-17 | Games 23-25
Dail Stadium | Raleigh, N.C.

INFORMATION

[RV/No. 25] Virginia Tech
Hokies



Record..... 18-4, 2-1 ACC
All-Time Series..... State leads 20-15
Head Coach..... Pete D'Amour
Record (Years)..... 18-4 (1st)

NC State



Wolfpack

Record..... 16-8, 0-0 ACC
Series Under Patrick-Swift..... First meeting
Head Coach..... Jennifer Patrick-Swift
Record (Years)..... 16-8 (1st)

NUMBERS TO KNOW

1

• Pitcher Keely Rochard still leads the country in shutouts this season, having six thus far even though she hasn't tossed one since Feb. 23.

2

• The two head coaches this weekend in Raleigh are a part of the 2019 class of new skippers in the ACC. Both were previous mid-major HCs. (More on page 7)

5

• The Hokies have the fifth-best batting average in the nation through over a month of action, owning a .353 average to rank second in the ACC.

PROJECTED LINEUP

#	Name	BA	H	R	RBI	HR
9	Al Velazquez (RF)	.378	28	18	14	1
4	Darby Trull (CF)	.475	28	15	18	3
20	Sierra Walton (DP)	.240	6	0	8	0
13	Caitlyn Nolan (SS)	.324	22	17	21	7
8	Kelsey Bennett (3B)	.407	24	11	14	6
14	Emma Strouth (LF)	.408	29	23	22	4
2	Jayme Bailey (1B)	.349	15	12	6	2
18	Mackenzie Lawter (C)	.214	6	8	4	2
29	Maddi Banks (2B)	.298	14	10	3	1
		ERA	IP	K	BB	WL
25	Carrie Eberle (P)	1.94	72.1	52	17	10-1

BASE TO BASE

- The new era of Virginia Tech softball is off to a hot start, as first-year coach Pete D'Amour has led the team to an 18-4 record and its first ranking in the USA Softball poll this season.
- This weekend is the beginning of the ACC part of the schedule for the Hokies on the road, competing at Dail Stadium for the first time since 2016.
- In that series in '16, NC State defended its home field and beat Tech 2-1 in the series with each game being a close one, as the winner never won by more than two runs.
- Tech started off ACC play on the right foot last weekend, taking down Georgia Tech 2-1 for D'Amour's first ACC series to his name.

WHO TO WATCH



• Freshman Jayme Bailey went deep twice this past weekend, marking the first home runs of her career. Both were to straight-away center on Sunday in the second and third contests against Georgia Tech.

• Pitcher Carrie Eberle went the distance in her two starts versus the Yellow Jackets, racking up 14 strikeouts along the way.

• In Saturday's appearance, she was dealing by turning in a career-high 10 Ks.



LAST TIME OUT

- Tech is coming off a thrilling 5-4 walk-off steal victory over Georgia Tech in the rubber match this past Sunday at Tech Softball Park.
- Outfielder Emma Strouth hit a clutch two-run home run in sixth to tie it up, followed by the steal and then some by Stacy Kalt.
- Pitcher Carrie Eberle tossed seven innings and four strikeouts for her 10th win.
- First baseman Jayme Bailey hit her second career home run, a solo shot to center.

2019 Schedule

FEBRUARY

8	vs. [RV/RV] WICHITA STATE ¹	CHARLESTON, S.C.	W, 11-3 [5]
8	vs. CENTRAL MICHIGAN ¹	CHARLESTON, S.C.	W, 6-0
9	vs. PURDUE ¹	CHARLESTON, S.C.	W, 7-4
9	AT COLLEGE OF CHARLESTON ¹	CHARLESTON, S.C.	W, 13-0 [5]
10	vs. PURDUE ¹	CHARLESTON, S.C.	W, 5-0
16	vs. DETROIT MERCY ²	CHARLESTON, S.C.	W, 13-0 [5]
16	AT CHARLESTON SOUTHERN ²	CHARLESTON, S.C.	W, 4-0
17	vs. ETSU ²	CHARLESTON, S.C.	W, 8-3
17	AT CHARLESTON SOUTHERN ²	CHARLESTON, S.C.	W, 10-0
22	vs. --/[RV] TEXAS STATE ³	TAMPA, FLA.	L, 17-5 [5]
22	AT USF ³	TAMPA, FLA.	L, 7-2
23	vs. GEORGIA STATE ³	TAMPA, FLA.	W, 6-0
23	vs. --/[RV] TEXAS STATE ³	TAMPA, FLA.	W, 10-0 [5]
24	vs. GEORGIA STATE ³	TAMPA, FLA.	W, 5-1
27	AT RADFORD	RADFORD, VA.	W, 10-0 [5]

MARCH

1	AT No. 8/8 GEORGIA ⁴	ATHENS, GA.	W, 7-6 [8]
2	vs. UAB ⁴	ATHENS, GA.	W, 8-6
2	AT No. 8/8 GEORGIA ⁴	ATHENS, GA.	L, 8-0 [5]
3	vs. UAB ⁴	ATHENS, GA.	W, 4-1
9	GEORGIA TECH* (DH)	BLACKSBURG, VA.	W, 5-1
10	GEORGIA TECH* (DH)	BLACKSBURG, VA.	L, 10-7 W, 5-4
15	AT NC STATE*	RALEIGH, N.C.	NOON
16	AT NC STATE*	RALEIGH, N.C.	2 P.M.
17	AT NC STATE*	RALEIGH, N.C.	NOON
19	BINGHAMTON (DH)	BLACKSBURG, VA.	4 & 6 P.M.
20	LIPSCOMB	BLACKSBURG, VA.	6 P.M.
22	AT PITT*	PITTSBURGH, PA.	5 P.M.
23	AT PITT*	PITTSBURGH, PA.	4 P.M.
24	AT PITT*	PITTSBURGH, PA.	NOON
27	RADFORD	BLACKSBURG, VA.	6 P.M.
29	LOUISVILLE*	BLACKSBURG, VA.	6 P.M.
30	LOUISVILLE*	BLACKSBURG, VA.	2 P.M.
31	LOUISVILLE*	BLACKSBURG, VA.	1 P.M.

APRIL

5	AT DUKE*	DURHAM, N.C.	5 P.M.
6	AT DUKE*	DURHAM, N.C.	1 P.M.
7	AT DUKE*	DURHAM, N.C.	1 P.M.
10	No. 22/23 JMU (DH)	BLACKSBURG, VA.	4 & 6 P.M.
12	VIRGINIA*	BLACKSBURG, VA.	6 P.M.
13	VIRGINIA*	BLACKSBURG, VA.	2 P.M.
14	VIRGINIA*	BLACKSBURG, VA.	1 P.M.
17	AT CHARLOTTE (DH)	CHARLOTTE, N.C.	4 & 6 P.M.
19	[RV]/-- UNC* (DH)	BLACKSBURG, VA.	4 & 6 P.M.
20	[RV]/-- UNC*	BLACKSBURG, VA.	1 P.M.
26	AT BOSTON COLLEGE*	CHESTNUT HILL, MASS.	6 P.M.
27	AT BOSTON COLLEGE*	CHESTNUT HILL, MASS.	1 P.M.
28	AT BOSTON COLLEGE*	CHESTNUT HILL, MASS.	NOON
30	LONGWOOD (DH)	BLACKSBURG, VA.	4 & 6 P.M.

MAY

4	WESTERN CAROLINA (DH)	BLACKSBURG, VA.	NOON & 2 P.M.
8-11	ACC TOURNAMENT	TALLAHASSEE, FLA.	TBA

CAPS = HOME | AT = ROAD | VS. = NEUTRAL SITE | * = ACC CONFERENCE GAME | DH = DOUBLEHEADER

1 COUGAR CLASSIC | 2 WINGATE BY WYNDHAM INVITE | 3 USF-RAWLINGS INVITATIONAL | 4 BULLDOG CLASSIC

RANKINGS = USA TODAY/NFCA COACHES' POLL / ESPN.COM/USA SOFTBALL TOP 25

VIRGINIA TECH CONTACT

Lance Dozier
Assistant Director, Strategic Communications
Phone: (507) 993-1898
Email: lance17@vt.edu

SOCIAL



@HokiesSoftball



@HokiesSoftball



/HokieSoftball



@HokieSports



NFCA Week 5 Top 25 Poll

March 12 | *Opponents in italics*

Team (1st place)	Record	Points	Last
1 UCLA (27)	22-1	795	2
2 Oklahoma	20-2	745	3
3 Florida State (3)	25-2	738	1
4 Alabama (2)	25-0	712	5
5 Washington	22-3	662	6
6 Tennessee	18-3	649	7
7 Florida	22-4	612	4
8 <i>Georgia</i>	23-3	551	8
9 LSU	21-5	474	10
10 Louisiana	18-3	488	11
11 Texas	21-5	474	9
12 Arizona	18-7	442	12
13 Texas Tech	24-1	389	15
14 Arkansas	19-4	362	14
15 Kentucky	15-7	323	18
16 South Carolina	18-5	294	13
17 Arizona State	19-7	271	16
18 Oklahoma State	18-5	255	19
19 Indiana	21-3	233	17
20 Auburn	22-4	219	20
21 Minnesota	15-7	190	22
22 <i>JMU</i>	11-5	162	21
23 Wisconsin	21-3	118	23
24 Boise State	18-2	46	RV
25 Michigan	12-10	27	25

Receiving Votes: Northwestern (20), Illinois (19), Oregon State (19), **Virginia Tech (18)**, Stanford (15), Mississippi State (12), Oregon (12), Notre Dame (8), Colorado State (6), Baylor (5), Texas A&M (4), Ohio State (3), *North Carolina (2)*, Ole Miss (1), USC Upstate (1)

USA Softball Week 5 Top 25 Poll

March 12 | *Opponents in italics*

Team (1st place)	Record	Points	Last
1 UCLA (16)	22-1	494	2
2 Oklahoma (1)	20-2	458	3
3 Florida State	25-2	457	1
4 Alabama (3)	25-0	450	5
5 Tennessee	18-3	411	7
6 Washington	22-3	394	6
7 Florida	22-4	379	4
8 LSU	21-5	342	9
9 <i>Georgia</i>	23-3	337	8
10 Texas Tech	24-1	288	14
11 Louisiana	18-3	282	12
12 Arizona	18-7	273	13
13 Texas	21-5	265	10
14 Oklahoma State	18-5	192	18
15 Indiana	21-3	171	16
16 Auburn	22-4	169	19
17 Arkansas	19-4	165	15
18 Kentucky	15-7	152	22
19 Arizona State	19-7	149	17
20 South Carolina	18-5	140	11
21 Minnesota	15-7	121	RV
22 Wisconsin	21-3	103	20
23 <i>JMU</i>	11-5	85	21
24 Michigan	12-10	57	23
25 Virginia Tech	18-4	39	RV

Receiving Votes: Boise State (20), Northwestern (17), Illinois (16), Oregon State (16), Stanford (13), Oregon (12), California (11), Mississippi State (5), Ole Miss (5), Houston (4), Ohio State (3), Cal State Fullerton (2), Texas A&M (2), Wichita State (2), *South Florida (1)*

QUICK FACTS

University NameVirginia Tech
LocationBlacksburg, Va.
Founded1872
Enrollment34,440
PresidentDr. Timothy Sands
Director of AthleticsWhit Babcock
NicknameHokies
MascotHokie Bird
ColorsChicago Maroon and Burnt Orange
AffiliationNCAA Division I
ConferenceAtlantic Coast

2018 INFORMATION, 2019 PREVIEW

Overall Record23-30
ACC Record7-14 (10th)
Starters Returning6
Letterwinners Returning/Lost13/10
Newcomers9
Home FieldTech Softball Park
Capacity1,024

No.	Name	Pos.	Ht.	Yr.	Hometown/High School/Last School
00	Jada Crittendon	OF	5-1	R-Fr.	Norfolk, Va. / Granby
2	Jayme Bailey	U	5-5	Fr.	Scott Depot, W.Va. / Hurricane
3	Keely Rochard	P	5-8	So.	Williamsburg, Va. / Warhill
4	Darby Trull	OF	5-3	So.	Fort Mill, S.C. / Nation Ford
5	Dani Hugney	IF	5-4	Jr.	Fairfax Station, Va. / Robinson Secondary School
6	Lauren Duff	C	5-8	Sr.	Chesapeake, Va. / Hickory
7	Keara Napoli	P	5-6	So.	Alpharetta, Ga. / Cambridge / Georgia
8	Kelsey Bennett	IF	5-5	Fr.	Jefferson, Ga. / Buford
9	Al Velazquez	OF	5-5	So.	Aurora, Colo. / Chanhassen / Minnesota
10	Olivia Lattin	IF	5-6	Sr.	Kingston, N.Y. / Kingston
11	Cana Davis	OF	5-9	So.	Harrisonburg, Va. / Turner Ashby
12	Hannah Jones	IF	5-6	Jr.	Orange, Va. / Orange County
13	Caitlyn Nolan	IF	5-7	Sr.	Bennettsville, S.C. / Marlboro County
14	Emma Strouth	OF	5-7	Sr.	Julian, N.C. / Southeast Guilford
16	Meredith Slaw	IF	5-11	Fr.	Warsaw, Va. / Rappahannock
18	Mackenzie Lawter	C	5-5	So.	South Boston, Va. / Halifax County
19	Kinsey Johnson	OF	5-9	Sr.	Highland, Md. / River Hill
20	Sierra Walton	C/IF	5-7	Sr.	Des Moines, Iowa / Dowling Catholic/Indian Hills CC
21	Stacy Kalt	U	5-6	Fr.	Fallon, Nev. / Churchill
22	Mara Strum	P	6-1	Fr.	Vinton, Va. / William Byrd
25	Carrie Eberle	P	6-0	Jr.	Charlotte, N.C. / Charlotte Catholic
28	Grace Chavez	C	5-9	Fr.	Las Vegas, Nev. / West Career and Technical Academy
29	Maddi Banks	U	5-6	Fr.	Bettendorf, Iowa / Bettendorf
31	Kayleigh Addington	C	5-7	So.	Lexington, Va. / Rockbridge

Softball Staff:

- Head Coach:** Pete D'Amour (First season)
- Assistant Coach:** Kirin Kumar (First season)
- Assistant Coach:** Doug Gillis (First season)
- Volunteer Assistant Coach:** Matt Guemmer (First season)
- Coordinator of Player Development:** Sami Fagan (First season)
- Director of Operations:** Whitney Davis Showalter (Fifth season)
- Recruiting Assistant:** Lexi Denny (Second season)

Pronunciations:

- Jada Crittendon: Jay-duh
- Jayme Bailey: JAY-me
- Keely Rochard: KEY-lee row-SHARD
- Dani Hugney: HUGH-gknee
- Keara Napoli: KEER-uh
- Cana Davis: KAY-nuh
- Emma Strouth: StrOWth
- Sierra Walton: See-AIR-uh
- Mara Strum: Mare-uh
- Carrie Eberle: Eb-er-lee
- Pete D'Amour: Duh-More
- Kirin Kumar: Kier-in
- Matt Guemmer: Gim-mer





ACC Standings

Team	Overall	ACC	Pct.
1. Virginia	13-9	3-0	.591
2. [RV/No. 25] Virginia Tech	18-4	2-1	.667
[RV/--] North Carolina	12-9	2-1	.571
4. Georgia Tech	16-10	1-2	.615
Duke	10-14	0-0	.417
No. 3/3 Florida State	25-2	0-0	.926
Louisville	17-7	0-0	.708
[RV/--] Notre Dame	16-8	0-0	.682
NC State	16-8	0-0	.667
Boston College	7-11	0-0	.389
Syracuse	8-14	0-0	.364
12. Pitt	3-19	0-3	.136

Preseason ACC Coaches' Poll

1. Florida State (121 points, 11 first-place votes)
2. Notre Dame (102 points)
3. North Carolina (95 points)
4. Pitt (88 points)
5. Louisville (75 points)
6. Duke (69 points)
7. Georgia Tech (55 points)
8. Syracuse (51 points)
9. Boston College (47 points)
10. Virginia Tech (41 points, 1 first-place vote)
11. NC State (29 points)
12. Virginia (19 points)

ACC Preseason All-Conference

Raine Wilson, JR, IF, Duke
 Carsyn Gordon, SR, IF, Florida State
 Sydney Sherrill, SO, IF, Florida State
 Sidney Melton, SR, IF, Louisville
 Olivia Gray, SR, IF, Pitt
 Zoe Casas, SR, OF, Florida State
 Kiani Ramsey, SR, OF, North Carolina
 Bryce Holmgren, SR, OF, Syracuse
 Abby Sweet, SO, OF, Notre Dame
 Meghan King, SR, P, Florida State
 Brittany Pickett, JR, P, North Carolina
 Alexa Romero, JR, P, Syracuse
Carrie Eberle, JR, P, Virginia Tech
 Anna Shelnut, JR, C, Florida State
 Megan Hensley, SR, DP, Louisville

GREENSBORO, N.C. – Reigning national champion Florida State leads all ACC teams with five selections to the inaugural Preseason All-ACC Softball Team and has been chosen as the 2019 ACC softball preseason favorite in a vote of the league's 12 head coaches.

The Seminoles have won five straight ACC Softball Championships, and received all 11 possible first-place votes, as coaches were not allowed to vote for their own teams.

Louisville, North Carolina and Syracuse have two representatives each on the preseason team, with Duke, Notre Dame, Pitt and Virginia Tech earning one selection each.

The preseason squad includes nine members named 2018 First Team All-ACC, and five named Second Team All-ACC last year.

THERE IT IS

- For the first time since March 24, 2015, the Hokies are ranked in the ESPN.com/USA Softball Top 25 Poll.
- After an 18-4 start, Tech finds itself as the No. 25 team in the land.
- The Hokies are one of only two schools in the ACC to be ranked by the poll.

YOU ALREADY KNOW IT

- Tech's RBI leader last year, Olivia Lattin with 19, has already been topped by Emma Strouth, who boasts 22 runs batted in.
- Fellow senior Caitlyn Nolan has tied last year's mark with 21, meaning already two Hokies have tied last year's mark and shows how they're on pace to be better at the place come ACC play.

IT'S BEEN A MINUTE

- When the Hokies beat the eighth-ranked Georgia Bulldogs last weekend, it marked their first win over a top 10-opponent since 2016 vs. No. 6 JMU.
- Darby Trull hit the would be game-winning RBI in the top of the eighth to win it.

ACC AWARDS

- For the second time this season, the Hokies swept the weekly awards honored by the league office.
- After opening weekend, Caitlyn Nolan earned Player of the Week while Keely Rochard was tabbed Co-Pitcher of the Week.
- In similar fashion, the ACC selected two Hokies this past Tuesday, as well as two Fighting Irish, as the Co-Player and Co-Pitchers of the Week, including Kelsey Bennett (Player) and Carrie Eberle (Pitcher).
- It marked the first honor by the ACC for both of them this season.

A SMALL WORLD

- The world just got smaller in Raleigh as Tech assistant coach Kirin Kumar comes back to her previous stomping grounds.
- Kumar, an alum of fellow ACC school Georgia Tech, returns to NC State this weekend after coaching there previously before being hired by the Hokies last summer.

THE BEST IN THE LAND

- After racking up 215 hits through 22 games of action, the Hokies find themselves as one of the best teams at the plate this season.
- They are currently tied for fifth in the land with a .353 batting average.

School	Games	At-bats	Hits	BA
Florida State (ACC)	27	713	263	.369
George Washington	21	575	211	.367
Tennessee (SEC)	22	553	201	.363
Texas Tech (Big 12)	25	651	236	.363
Virginia Tech (ACC)	22	609	215	.353

A WIN WOULD

- If the Hokies win the series against NC State, it will mark their first time winning their opening road ACC series since '17, a 2-1 weekend vs. UVA.
- D'Amour would become the first coach in school history to win their opening road ACC series.

OUT AHEAD

- The Hokies typically get off to a fast start, outscoring their opponents 77-11 in the first three innings of the game.
- They have outscored their opponents 23-3 in the first inning, 26-4 in the second and 28-4 in the third.
- Tech is 17-2 when it scores first this year.

PLATE DISCIPLINE

- The Hokie have struck out the fewest times among ACC teams, only striking out 64 times. The next-best team is Virginia at 71.

LIKE I'M JORDAN, '96, '97

- Opening weekend, the Hokies had two players hit back-to-back home runs in Emma Strouth and Caitlyn Nolan against Central Michigan on Feb. 9.
- Seven days later, two different players did the same thing, as Hannah Jones and Maddi Banks cranked out two in a row versus Detroit Mercy on Feb. 16.
- This past weekend at Georgia, Meredith Slaw and Caitlyn Nolan had back-to-back home runs against UAB on Sunday.

ROCHARD MAKES HISTORY

- Sophomore Keely Rochard was on her A-game in the circle three weekends ago, facing 38 batters and not surrendering a hit and only allowing three walks to Detroit Mercy and Charleston Southern.
- Her two no-hitters made her the third player in school history to have consecutive no-nos, joining Clarisa Crowell (1999) and Ashlee Dobbe (2000).
- She also became the first player since 2000 to accomplish the feat and only the sixth Hokie to post two or more no-hitters, as well as the first no-hitter since Feb. 24, 2017, when Aysha Richardson did it against Seton Hall in five innings.

Name	No-nos	Ex. Inn.	7 IP	5/6 IP	vs. P5
Anglea Tincher (05-08)	14	2	9	3	5
Ashlee Dobbe (99-02)	8	0	5	2	2
Clarissa Crowell (99-02)	4	0	4	0	1
Kelly Heinz (13-15)	3	0	0	3	0
Katie Maynard (03-06)	2	1	1	0	0
Keely Rochard (18-19)	2	0	1	1	0

ON THE COVER OF LETHAL WEAPON

- Third baseman Kelsey Bennett hit back-to-back home runs against [RV] Texas State, accomplishing the feat in the third and fifth frames.
- The Georgia native became the first Hokie to do so since March 10, 2017, when Breanna Davenport did it versus No. 1 Florida State.
- Bennett also was the first freshman to hit two homers in the same game since April 30, 2016, when Lauren Duff did it against rival Virginia. It marked the ninth time a freshman has ever hit two out of the park in the same contest.

IN THE CLUTCH

- Outfielder AI Velazquez came up in the clutch versus Georgia Tech, earning four RBIs on two swings in Game 2 of the three-game series.
- Both swings were very different from each other, as the first one was an opposite hit to left center for a two-run home run - the first homer of her career - while the other she pulled to right for a two-run single.
- Her four RBIs tie fellow outfielder Darby Trull for the most in a game this season by a Hokie.



MISCELLANEOUS

Multiple Hit Games	2	3	4	5+	Total
4 Darby Trull	4	2	2	-	8
14 Emma Strouth	5	3	-	-	8
13 Caitlyn Nolan	5	2	-	-	7
9 Al Velazquez	6	1	-	-	7
8 Kelsey Bennett	4	2	-	-	6
2 Jayme Bailey	4	-	-	-	4
29 Maddi Banks	3	1	-	-	4
6 Lauren Duff	3	-	-	-	3
10 Olivia Lattin	1	1	-	-	2
18 Mackenzie Lawter	-	1	-	-	1
20 Sierra Walton	1	-	-	-	1
16 Meredith Slaw	1	-	-	-	1
TEAM	37	13	2	0	52

Hitting Streaks	Longest	Current
14 Emma Strouth	10	2
9 Al Velazquez	10	9
4 Darby Trull	9	-
13 Caitlyn Nolan	7	-
8 Kelsey Bennett	6	1
6 Lauren Duff	6	1
2 Jayme Bailey	6	2
28 Grace Chavez	4	-
11 Cana Davis	4	-
16 Meredith Slaw	4	-
20 Sierra Walton	3	1
10 Olivia Lattin	3	3
25 Carrie Eberle	2	2
29 Maddi Banks	2	-
18 Mackenzie Lawter	2	-
12 Hannah Jones	1	-
19 Kinsey Johnson	1	-
5 Dani Hugney	1	-
21 Stacy Kalt	1	1

Multiple RBI Games	2	3	4	5+	Total
14 Emma Strouth	8	1	-	-	9
13 Caitlyn Nolan	2	4	-	-	6
4 Darby Trull	2	3	-	-	5
16 Meredith Slaw	2	1	-	-	3
8 Kelsey Bennett	2	-	1	-	3
20 Sierra Walton	3	-	-	-	3
9 Al Velazquez	1	1	1	-	3
18 Mackenzie Lawter	1	-	-	-	1
2 Jayme Bailey	1	-	-	-	1
29 Maddi Banks	1	-	-	-	1
12 Hannah Jones	-	1	-	-	1
28 Grace Chavez	1	-	-	-	1
TEAM	24	11	2	0	37

Reached Base Streaks	Longest	Current
9 Al Velazquez	12	9
14 Emma Strouth	10	2
2 Jayme Bailey	10	4
8 Kelsey Bennett	10	4
13 Caitlyn Nolan	10	-
6 Lauren Duff	9	1
4 Darby Trull	9	-
28 Grace Chavez	5	1
11 Cana Davis	5	-
29 Maddi Banks	5	-
18 Mackenzie Lawter	5	-
16 Meredith Slaw	4	-
20 Sierra Walton	4	1
10 Olivia Lattin	3	3
19 Kinsey Johnson	2	-
12 Hannah Jones	2	-
25 Carrie Eberle	2	2
21 Stacy Kalt	2	2
5 Dani Hugney	1	-



HOKIES IN THE POLLS

	NFCA	USA Softball	Softball America	Fastpitch News	College Sports Madness
P	-	RV	-	-	-
W1	-	RV	-	-	-
W2	RV	RV	25	21	-
W3	-	RV	-	-	-
W4	RV	RV	-	24	24
W5	RV	25	-	23	25
W6	-	-	-	-	-
W7	-	-	-	-	-
W8	-	-	-	-	-
W9	-	-	-	-	-
W10	-	-	-	-	-
W11	-	-	-	-	-
W12	-	-	-	-	-
W13	-	-	-	-	-
W14	-	-	-	-	-
W15	-	-	-	-	-
Final	-	-	-	-	-

A WEEKEND FOR FIRSTS

- The long ball was a common theme for the Hokies in Charleston, who saw six players hit a home run. Of the six, five did it for the first time at the college level. The five consisted of three freshmen and two sophomores.
- For the first-timers, freshman Maddi Banks homered to center versus Detroit Mercy to start it off.
- Sophomore Mackenzie Lawter drilled one down the left-field line against ETSU for a solo HR.
- Fellow sophomore Darby Trull answered two innings later with a solo shot to right center.
- Against Charleston Southern, freshman Kelsey Bennett belted a solo one to left center.
- And in the top of the seventh versus Charleston Southern, freshman Meredith Slaw pinch-hit and sent a rocket to right center, a three-run shot.

MARGIN OF VICTORY

- In Tech's 13-0 victory over College of Charleston on Feb. 9, the 13-run differential tied the sixth-best scoring margin in a win in school history.
- The Hokies followed it up a week later, beating Detroit Mercy by the same score, 13-0, on Feb. 16.

Opponent	Date	Score	Location
Florida A&M	Feb. 9, 2018	19-1 (18)	Gulf Shores, Ala.
Seton Hall	Feb. 21, 2015	18-0 (18)	Greenville, N.C.
St. Louis	Feb. 28, 1998	19-3 (16)	Atlanta, Ga.
Virginia	April 30, 2016	15-0 (15)	Blacksburg, Va.
Radford	March 30, 2002	15-0 (15)	Blacksburg, Va.
Detroit Mercy	Feb. 16, 2019	13-0 (13)	Charleston, S.C.
Col. of Charleston	Feb. 9, 2019	13-0 (13)	Charleston, S.C.
Seton Hall	Feb. 24, 2017	13-0 (13)	Greenville, N.C.
George Mason	March 7, 2004	15-2 (13)	Kissimme, Fla.
NC A&T	April 25, 1998	15-2 (13)	Blacksburg, Va.
St. Bonaventure	April 12, 1998	13-0 (13)	Blacksburg, Va.

AGAINST THE POWER FIVE

- While at Kennesaw State, Coach D'Amour had a knack for winning against teams from a Power Five conference.
- D'Amour took down four Power Five schools, including two in extra innings.

Date	School	Site	Score
Feb. 25, 2018	Illinois	Kennesaw, Ga.	5-4 (8)
March 10, 2018	Michigan State	Kennesaw, Ga.	W, 9-8
March 11, 2018	Michigan State	Kennesaw, Ga.	W, 7-3
March 25, 2018	NC State	Raleigh, N.C.	W, 8-2
April 11, 2018	Georgia Tech	Kennesaw, Ga.	W, 1-0 (10)

BEST STARTS IN SCHOOL HISTORY

- With the Hokies starting the season 9-0 after winning two tourney in Charleston, they tie the second-best start in school history and have a chance to claim it outright this weekend.
- Below is the best starts in school history and how those teams ended up.

Year	Start	Overall Record	Postseason
2006	10-0	39-22 (12-8 ACC)	Regionals (Knoxville)
2019	9-0	13-2 (0-0 ACC)	
2015	9-0	34-23 (9-14 ACC)	Regionals (Knoxville)
2012	7-0	43-21 (12-8 ACC)	Regionals (Knoxville)

NEW POWER FIVE HEAD COACHES

- The offseason was an eventful one for the coaching carousel, especially in the Power Five. There were 58 coaching changes in Division I, including 11 in the Power Five.
- D'Amour was one of the 11 and he is one of seven that came from a mid-major as a head coach. Two were sitting Power Five head coaches (Texas' Mike White and Louisville's Holly Aprile) and two were Power Five assistant coaches (Oregon's Melyssa Lombardi and Kansas' Jennifer McFalls).
- Interestingly enough, of the 11 Power Five head coaching moves, the ACC is the conference with the most change (5 moves), making up 45 percent.

Name	Old School	Title	New School
Larissa Anderson	Hofstra	HC	Missouri
Holly Aprile	Pitt	HC	Louisville
Kristen Butler	Toledo	HC	Rutgers
Pete D'Amour	Kennesaw State	HC	Virginia Tech
Shannon Doepping	Dartmouth	HC	Syracuse
Renee Gillispie	UCF	HC	Iowa
Jodi Hermanek	Ohio	HC	Pitt
Melyssa Lombardi	Oklahoma	Ass.	Oregon
Jennifer McFalls	Texas	Ass.	Kansas
Jennifer Patrick-Swift	St. Francis	HC	NC State
Mike White	Oregon	HC	Texas

YOUTH MOVEMENT

- With three-year starter Olivia Lattin going down to injury, second base has come open and freshman Maddi Banks has filled that role with five starts there.
- Fellow freshmen Kelsey Bennett and Jayme Bailey have enjoyed early playing time, as the two play in the infield at third and first base.
- The outfield has two underclassmen start as well, with sophomores Darby Trull (CF) and Al Velazquez (RF) holding it down, while Mackenzie Lawter is behind the dish.
- That means the five of the eight positions, excluding pitcher, are underclassmen. But the two seniors are key in LF Emma Strouth (.500, 18 RBIs) and SS Caitlyn Nolan (.388, 16 RBIs).

NFCA TIDBITS

- When Caitlyn Nolan was named NFCA DI National Player of the Week on Feb. 12 and teammate Keely Rochard followed up with NFCA DI National Pitcher of the Week the next week, it made history.
- Since 2015, it had only happened three times that a school repeated national player of the week. However, it was the same person in each instance, making Tech's situation the first in the last four years.

Name	School	Position	Year
Ally Carda	UCLA	Pitcher	2015
Shelby Turnier	UCF	Pitcher	2015
Rachel Garcia	UCLA	Pitcher	2018
Caitlyn Nolan/Keely Rochard	Virginia Tech	SS/P	2019

A TOP-100 PLAYER

- Pitcher Carrie Eberle was named to Softball America's inaugural top-100 players lists, as announced by the newly formed organization on Feb. 7.
- The junior was one of 10 players from the ACC and one of 35 pitchers.



EBERLE NAMED AN ALL-AMERICAN

- After a breakout season in the circle in 2018, Carrie Eberle was named a preseason All-American by Justin's World of Softball (JWOS).
- Eberle boasts the second-best returning ERA and opponent batting average in the ACC.

FIRST TIME FOR EVERYTHING

- For the first time in ACC history, the league office asked the conference's coaches to submit a preseason ballot naming an all-conference team.
- Tech's Carrie Eberle found her name on the preseason all-conference team, being one of four pitchers named to the prestigious list. The Hokies were picked 10th in the preseason poll, including a first-place vote.

STROUTH RISING IN TRIPLES

- Senior Emma Strouth, a speedster in the outfield, also gets it done out of the box as she is now No. 2 all-time in the record books, following her triple against Purdue on Feb. 10.
- She is three away from tying the Hokies' all-time leader in Bronwyn Blair, who set the record at 12 her senior year in 2001.

Name	Game	Triples
Bronwyn Blair	1998-01	12
Emma Strouth	2016-19	9
Ashton Ward	2010-11	8
Charisse Mariconda	2006-09	8
Carmen Farmer	2000-03	8
Michelle Meadows	1997-00	8
Melissa Sanderson	1996	8

THE RETURN

- After deciding not to play last season, catcher Lauren Duff makes her return to the team this season.
- The 2016 ACC Freshman of the Year should contribute immediately behind the plate. During her rookie campaign, the Chesapeake, Virginia native batted .347 with 43 hits, 20 RBIs and five home runs, while throwing out 13 runners.
- Her sophomore season saw similar success, as Duff hit over .300 for the second consecutive season, drove in 21 RBIs and belted seven home runs behind a career-high 48 hits.

NEW YEAR, NEW FACES

- Tech's Pete D'Amour became only the second coach in school history this past summer and he brought in a new staff with him.
- His first hire came on June 27, 2018, when he tabbed Kirin Kumar as an assistant coach. Kumar, who has ties to the ACC, comes most recently from NC State and played at Georgia Tech.
- Coming with him from the Peach State, Doug Gillis was hired on August 10, 2018, after being the pitching coach at Kennesaw State. He holds the same role in Blacksburg.
- On Aug. 30, 2018, D'Amour added his volunteer assistant in Matt Guemmer. Guemmer, who graduated from Missouri, worked with D'Amour in Columbia as a student manager from 2012-13. He most recently comes from DeSoto High School, where he was the head softball coach and won a state title in 2014.
- Former All-American at Missouri Sami Fagan joined the staff in the winter after playing professionally in Japan and the United States. She holds the title of coordinator of player development.

STARTERS SUMMARY

Player	GS	Position										Batting Order										
		p	c	1b	2b	3b	ss	lf	cf	rf	of	dh	1st	2nd	3rd	4th	5th	6th	7th	8th	9th	
9 Al Velazquez	22	21	.	1	19	3
8 Kelsey Bennett	22	22	5	13	3	1	.	.
13 Caitlyn Nolan	22	22	22
14 Emma Strouth	22	22	1	4	.	13	4
29 Maddi Banks	20	.	.	.	18	.	.	.	2	1	18	.
4 Darby Trull	19	19	18	1
2 Jayme Bailey	17	.	.	16	1	14	3	.	.
18 Mackenzie Law	13	.	13	9	3	.
6 Lauren Duff	12	.	9	3	.	.	5	.	1	1	1	4	.	.
3 Keely Rochard	11	11
25 Carrie Eberle	11	10	1	2	.	.
11 Cana Davis	9	1	1	.	7	.	.	7	.	.	1	1	.	.	.
16 Meredith Slaw	8	8	.	.	2	.	2	.	3	1	.	.
20 Sierra Walton	8	1	.	6	1	.	.	3	.	1	3	.	1	.	.
10 Olivia Lattin	3	.	.	.	3	3
28 Grace Chavez	1	1	.	.	1



HOME RUN TRACKER

Who	What	Count	When
Caitlyn Nolan	3-run HR to CF	1-0 (2 inn.)	vs. [RV] Wichita State (2/8/19)
Emma Strouth	Solo HR to LF	2-0 (4 inn.)	vs. Central Michigan (2/8/19)
Caitlyn Nolan	Solo HR to LF	2-2 (4 inn.)	vs. Central Michigan (2/8/19)
Olivia Lattin	Solo HR to LC	2-1 (2 inn.)	vs. Purdue (2/9/19)
Hannah Jones	3-run HR to CF	1-2 (5 inn.)	vs. Detroit Mercy (2/16/19)
Maddi Banks	Solo HR to CF	2-2 (5 inn.)	vs. Detroit Mercy (2/16/19)
Mackenzie Lawter	Solo HR to LFL	3-1 (2 inn.)	vs. ETSU (2/17/19)
Darby Trull	Solo HR to RC	2-1 (4 inn.)	vs. ETSU (2/17/19)
Kelsey Bennett	Solo HR to LC	1-0 (3 inn.)	vs. Charleston Southern (2/17/19)
Meredith Slaw	3-run HR to RC	1-0 (7 inn.)	vs. Charleston Southern (2/17/19)
Grace Chavez	2-run HR to CF	1-0 (5 inn.)	vs. [RV] Texas State (2/22/19)
Darby Trull	2-run ITP HR	3-2 (3 inn.)	vs. USF (2/22/19)
Grace Chavez	Solo HR to LFL	3-2 (1 inn.)	vs. Georgia State (2/23/19)
Emma Strouth	Solo HR to LC	1-0 (7 inn.)	vs. Georgia State (2/23/19)
Kelsey Bennett	2-run HR to LC	0-0 (3 inn.)	vs. [RV] Texas State (2/23/19)
Kelsey Bennett	2-run HR to CF	1-0 (5 inn.)	vs. [RV] Texas State (2/23/19)
Meredith Slaw	2-run HR to RF	0-0 (6 inn.)	vs. [RV] Texas State (2/23/19)
Mackenzie Lawter	2-run HR to LC	1-2 (2 inn.)	vs. Georgia State (2/24/19)
Caitlyn Nolan	Solo HR to LC	0-0 (3 inn.)	at Radford (2/27/19)
Kelsey Bennett	Solo HR to RF	2-1 (3 inn.)	at Radford (2/27/19)
Caitlyn Nolan	2-run HR to LFL	1-2 (4 inn.)	at Radford (2/27/19)
Kelsey Bennett	2-run HR to RFL	1-1 (2 inn.)	at No. 8 Georgia (3/1/19)
Caitlyn Nolan	2-run HR to LF	2-2 (1 inn.)	vs. UAB (3/2/19)
Meredith Slaw	2-run HR to LC	3-1 (5 inn.)	vs. UAB (3/2/19)
Caitlyn Nolan	Solo HR to RC	0-0 (5 inn.)	vs. UAB (3/2/19)
Emma Strouth	2-run HR to CF	0-1 (4 inn.)	vs. UAB (3/3/19)
Kelsey Bennett	Solo HR to LC	3-1 (5 inn.)	vs. UAB (3/3/19)
Darby Trull	3-run HR to CF	2-2 (3 inn.)	vs. Georgia Tech (3/9/19)
Al Velazquez	2-run HR to LF	0-0 (4 inn.)	vs. Georgia Tech (3/10/19)
Caitlyn Nolan	Solo HR to LC	0-0 (5 inn.)	vs. Georgia Tech (3/10/19)
Jayme Bailey	2-run HR to CF	2-1 (5 inn.)	vs. Georgia Tech (3/10/19)
Jayme Bailey	Solo HR to CF	1-1 (2 inn.)	vs. Georgia Tech (3/10/19)
Emma Strouth	2-run HR to LC	3-2 (6 inn.)	vs. Georgia Tech (3/10/19)

Nolan (7) | Bennett (6) | Strouth (4) | Trull (3) | Slaw (3) | Bailey (2) | Chavez (2) | Lawter (2) | Velazquez (1) | Banks (1) | Lattin (1) | Jones (1)

Notes

- Total team HRs: 33
- First-pitch HRs: 5
- Strouth/Nolan's HRs vs. Central Michigan were back-to-back
- Jones/Banks' HRs vs. Detroit Mercy were back-to-back
- Trull's HR vs. ETSU was a leadoff shot
- Trull's HR vs. USF was inside the park
- Bennett's two HRs vs. [RV] Texas State were back-to-back
- Slaw/Nolan's HRs vs. UAB were back-to-back
- Nolan's HR vs. Georgia Tech was a leadoff, first-pitch shot

TEAM, PLAYER & OPPONENT HIGHS

Hits	
Team	17 vs. Detroit Mercy (2/16/19)
Player	4 - Darby Trull, 2x, last vs. No. 8 Georgia
Opponent	14 - Georgia Tech (3/10/19)
Runs	
Team	13, 2x, last vs. Detroit Mercy (2/16/19)
Player	3 - (8 times)
Opponent	17 - [RV] Texas State (2/22/19)
RBIs	
Team	12 vs. Detroit Mercy (2/16/19)
Player	4, 2x, last Al Velazquez vs. Georgia Tech (3/10/19)
Opponent	17 - [RV] Texas State (2/22/19)
HRs	
Team	3, 4x, last vs. Georgia Tech (3/10/19)
Player	2, 3x, last Caitlyn Nolan vs. UAB (3/2/19)
Opponent	5 - Georgia Tech (3/10/19)
Steals	
Team	7 vs. Purdue (2/10/19)
Player	2 - Maddi Banks vs. Purdue (2/10/19)
Opponent	2 - Georgia State (2/24/19)
Ks	
Team	13, 2x, last at Charleston Southern (2/17/19)
Player	13, 2x, last Keely Rochard at Charleston Southern (2/17/19)
Opponent	8 - No. 8 Georgia (3/1/19)
Walks Allowed	
Team	12 vs. [RV] Texas State (2/22/19)
Player	7 - Mara Strum vs. [RV] Texas State (2/22/19)
Opponent	7 - Purdue (2/10/19)



THE LAST TIME VIRGINIA TECH..

Recorded 10+ hits in a game	11, vs. UAB (3/2/19)
Recorded 15+ hits in a game	15, vs. ETSU (2/17/19)
Scored 10+ runs in a game	10, at Radford (2/27/19)
Scored 15+ runs in a game	19, vs. Florida A&M (2/9/18)
Drew eight walks or more in a game	8, at Virginia [1] (4/14/18)
Stole five or more bases in a game	7, vs. Purdue (2/10/19)
Hit 3 home runs in a game	3, vs. Georgia Tech (3/10/19)
Hit 4 home runs in a game	4, vs. Hampton (5/2/18)
Hit 4+ home runs in a game	5, vs. Virginia (4/30/16)
Had 3+ players with 3+ hits in a game	3-Lauren Duff, 3-Emma Strouth & 3-Carolina Schoenewald, WCU [1] (4/25/17)
Turned a triple play	No. 1 Florida State, L, 12-5 [5] [1] (3/10/17)
Highest ranked opponent defeated	No. 4 Michigan, 6-2, at Gainesville, Fla. (2/20/99)
Defeated ranked opponent at home	No. 6 JMU, 2-1 (4/6/16)
Highest ranked opponent defeated at home	No. 6 JMU, 2-1 (4/6/16)
Defeated ranked opponent on the road	No. 8 Georgia, 7-6 [8] (3/1/19)
Highest ranked opponent defeated on the road	No. 6 Michigan, 6-1 (5/25/08)
Defeated ranked opponent at neutral site	vs. No. 20 Michigan, 1-0 [8], in Austin, Texas (2/24/18)
Highest ranked opponent defeated at neutral site	No. 4 Michigan, 6-2, at Gainesville, Fla. (2/20/99)
Defeated a top-10 team	No. 8 Georgia, 7-6 [8] (3/1/19)
Won a run-rule game	at Radford 10-0 [5] (2/27/19)
Lost a run-rule game	No. 8 Georgia, 8-0 [5] (3/2/19)
Won an extra-inning game	No. 8 Georgia, 7-6 [8] (3/1/19)
Lost an extra-inning game	at North Carolina, 4-3 [8] (4/8/18)
Was no-hit by	Alexa Romero, vs. Syracuse, L, 2-0 (3/9/18)

THE LAST TIME A TECH PLAYER..

Recorded five hits in a game	Caroline Schoenewald, vs. Lamar (2/8/18)
Recorded four hits in a game	Darby Trull, at No. 8 Georgia (3/1/19)
Drove in 5+ runs in a game	6, Carrie Eberle vs. Florida A&M (2/9/18)
Scored 4+ runs in a game	Caroline Schoenewald, vs. Lamar (2/8/18)
Hit a grand slam	Olivia Lattin at Virginia [1] (4/14/18)
Hit 2+ home runs in a game	2, Caitlyn Nolan vs. UAB (3/2/19)
Player hit back-to-back home runs	3rd & 5th inn., Kelsey Bennett vs. (RV) Texas State (2/23/19)
Players hit back-to-back home runs	Meredith Slaw & Caitlyn Nolan vs. UAB (3/3/19)
Players hit back-to-back-to-back home runs	2nd inn. K. McGoldrick, K. Smith and K. Mericka vs. Seton Hall (2/21/15)
Hit for the cycle	Never
Had 2+ doubles in a game	2, Darby Trull at No. 8 Georgia (3/1/19)
Had 2+ triples in a game	2, Courtney Brinkman at ETSU (4/25/02)
Drew 4+ walks in a game	4, Courtney Liddle vs. Miami (3/10/12)
Stole 3+ bases in a game	3, Kat Banks vs. Boston College (3/27/11)
Had a walk-off home run	Caroline Schoenewald vs. Liberty, 1-0 [8] (4/10/18)
Had a walk-off grand slam	Betty Rose vs. Cornell, 8-4 (3/20/12)
Had a walk-off hit	Caroline Schoenewald vs. Liberty 1-0 [8] (4/10/18)

THE LAST TIME A TECH PLAYER..

Struck out 15+ batters	15, Maggie Tyler at USC-Upstate (2/27/16)
Struck out 10+ batters	13, Keely Rochard at Charleston Southern (2/17/19)
Threw a no-hitter	Keely Rochard vs. Charleston Southern (2/17/19)
Threw a 7-inning no-hitter	Keely Rochard vs. Charleston Southern (2/17/19)
Threw a 7-plus-inning no-hitter	Angela Tincher vs. Florida State (5/10/08)
Threw a perfect game	Jasmin Harrell vs. Liberty [5 Inn.] (5/1/12)
Threw a 7-plus-inning perfect game	Angela Tincher vs. Florida State [8 Inn.] (3/24/07)

THE LONGEST TECH GAMES..

14 Innings	Virginia Tech 3, Florida State 2; First Round of 2005 ACC Championship (College Park, Md.)
13 Innings	Virginia Tech 3, Marshall 2; 2013 NCAA Tournament (Lexington, Ky.)
12 Innings	BC 2, VT 1; 2003 (Chestnut Hill), VT 1, Louisville 0; 2005 NCAAs (Knoxville), Arizona 4, VT 3; 2008 (Tucson)
11 Innings	VT 2, Liberty 1; 2000 (Chattanooga); VT 6, Nevada 5; 2005 (Las Vegas)
10 Innings	10 times; last: Virginia Tech 6, Pitt 3; 2015 (Pittsburgh, Pa.)
9 Innings	25 times; last: Lamar 10, Virginia Tech 9 (Gulf Shores, Ala.)

What's a Hokie?



The answer leads all the way back to 1896 when Virginia Agricultural and Mechanical College changed its name to Virginia Polytechnic Institute. With the change came the necessity for writing a new cheer and a contest for such a purpose was held by the student body.

Senior O.M. Stull won first prize for his "Hokie" yell which is still used today. Later, when asked if "Hokie" had any special meaning, Stull explained the word was solely the product of his imagination and was used only as an attention-getter for his yell. It soon became a nickname for all Tech teams and for those people loyal to Tech athletics.

The official university school colors - Chicago Maroon and Burnt Orange - also were introduced in 1896. The colors were chosen by a committee because they made a 'unique combination' not worn elsewhere at the time. The official definition of "Hokie" is "a loyal Virginia Tech Fan".

'19 CLASS OF ACC COACHES


- The Atlantic Coast Conference enters 2019 with five new head coaches from its 12 member institutions, including Louisville's Holly Aprile, NC State's Jennifer Patrick-Swift, Pitt's Jodi Hermanek, Syracuse's Shannon Doepking and Virginia Tech's Pete D'Amour.
- Previously, Aprile was the head coach at Pitt, Patrick-Swift was the head coach at St. Francis, Hermanek was the head coach at Ohio, Doepking was the head coach at Dartmouth and D'Amour was the head coach at Kennesaw State.

Name	Team	Overall	ACC	Home	Away	Neutral
Pete D'Amour	Virginia Tech	18-4	2-1	2-1	5-2	11-1
Holly Aprile	Louisville	17-7	0-0	6-0	1-2	10-5
Jennifer Patrick-Swift	NC State	16-8	0-0	7-5	4-0	5-3
Shannon Doepking	Syracuse	8-14	0-0	0-0	1-7	7-7
Jodi Hermanek	Pitt	3-19	0-3	0-0	0-9	3-10

SOFTBALL INDOOR FACILITY

- The facility, which is attached to Rector Field House (track & field) and immediately adjacent to Tech Softball Park, opened this fall and provides the Hokies with an indoor infield for practice during inclement weather, along with four cages for hitting and pitching practice.
- The one-story building also features two coaches rooms, an equipment room, a team room, a film room, a mudroom and team facilities. The facility will be available to the program year-round and will have uses for practice, team events and gameday necessities. The new facility will encompass more than 16,000 square feet.
- The facility was designed by Cannon Designs and was built by Branch Associates of Salem, Virginia. This project was a part of a larger plan that vastly improved Rector Field House (track & field) and all of the adjacent athletics facilities. Total cost was roughly \$18 million.



		
Batting average	.250	.353
Slugging percentage	.471	.581
On-base percentage	.351	.431
Fielding percentage	.967	.966
ERA	1.84	2.55
Opponent BA	.198	.225

TEAM AVERAGES

- Coming into their first weekend of ACC road action, the Hokies boast the top mark in the three hitting categories, while the Wolfpack have a healthy margin in the pitching department with a 1.84 ERA and .198 opponent BA.
- The Pack have a slight lead in fielding percentage (.967), just .001 more than Tech.



D'AMOUR'S RECORD WHEN...

Total:	97-41
Conference:	27-10
Nonconference:	70-31
Home:	47-17
Away:	24-15
Neutral:	26-9
Day:	71-27
Night:	26-14
1-Run games:	23-14
2-Run games:	12-3
5+Run games:	39-14
Extra innings:	7-5
Shutouts:	30-10
Scoring 0-2 runs:	8-21
Scoring 3-5 runs:	34-17
Scoring 6-9 runs:	41-3
Scoring 10+ runs:	14-0
Opponent 0-2 runs:	66-6
Opponent 3-5 runs:	26-13
Opponent 6-9 runs:	5-18
Opponent 10+ runs:	0-5
Scored in 1st inning:	42-7
Scores first:	75-14
Opp. scores first:	22-27
After 4 leading:	67-3
After 4 trailing:	9-27
After 4 tied:	15-11
After 5 leading:	73-4
After 5 trailing:	6-29
After 5 tied:	13-6
After 6 leading:	68-2
After 6 trailing:	4-27
After 6 tied:	10-6
Hit 0 home runs:	32-31
Hit 1 home run:	32-7
Hit 2+ home runs:	33-3
Opponent 0 home runs:	66-17
Opponent 1 home run:	23-16
Opponent 2+ HRs:	7-8
Made 0 errors:	39-18
Made 1 error:	35-13
Made 2+ errors:	21-10
Opp. made 0 errors:	29-14
Opp. made 1 error:	35-13
Opp. made 2+ errors:	33-14
Out-hit opponent:	78-6
Out-hit by opponent:	11-29
Hits are tied:	7-6

GAMES SUMMARY

Score by innings	1	2	3	4	5	6	7	8	Total
Virginia Tech	23	26	28	20	35	11	7	1	151
Opponents	3	4	4	27	18	6	10	0	72

Record when ...									
Overall	18-4							After 4 leading	17-0
Conference	2-1						 trailing	0-4
Non-Conference	16-3						 tied	1-0
Home games	2-1							After 5 leading	13-0
Away games	5-2						 trailing	1-2
Neutral site	11-1						 tied	0-0
Day games	16-4							After 6 leading	12-0
Night games	2-0						 trailing	0-2
vs Left starter	4-0						 tied	1-0
vs Right starter	14-4							Hit 0 home runs	3-1
1-Run games	2-0							... 1 home run	5-2
2-Run games	2-0							... 2+ home runs	10-1
5+Run games	10-3							Opponent 0 home runs	16-2
Extra innings	1-0						 1 home run	1-0
Shutouts	9-1						 2+ HRs	1-2
Scoring 0-2 runs	0-2							Made 0 errors	10-0
..... 3-5 runs	6-1						 1 error	4-4
..... 6-9 runs	6-1						 2+ errors	4-0
..... 10+ runs	6-0							Opp. made 0 errors	6-4
Opponent 0-2 runs	12-0						 1 error	9-0
..... 3-5 runs	4-0						 2+ errors	3-0
..... 6-9 runs	2-2							Out-hit opponent	15-0
..... 10+ runs	0-2							Out-hit by opponent	2-3
Opponent 0-2 runs	12-0							Hits are tied	1-1
..... 3-5 runs	4-0								
..... 6-9 runs	2-2								
..... 10+ runs	0-2								
Scored in 1st inning	10-1								
Opp. scored in 1st	1-1								
Scores first	17-2								
Opp. scores first	1-2								

Record when team scores:											
Runs	0	1	2	3	4	5	6	7	8	9	10+
W-L	0-1	0-0	0-1	0-0	2-0	4-1	2-0	2-1	2-0	0-0	6-0

Record when opponent scores:											
Runs	0	1	2	3	4	5	6	7	8	9	10+
W-L	9-0	3-0	0-0	2-0	1-0	1-0	2-0	0-1	0-1	0-0	0-2

Record when leading after:						
Inn.	1	2	3	4	5	6
W-L	9-1	14-1	16-2	17-0	13-0	12-0

Record when trailing after:						
Inn.	1	2	3	4	5	6
W-L	1-1	1-2	0-2	0-4	1-2	0-2

Record when tied after:						
Inn.	1	2	3	4	5	6
W-L	8-2	3-1	2-0	1-0	0-0	1-0

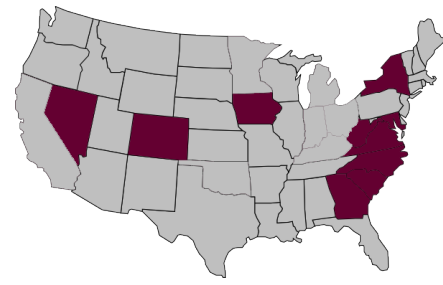
WHERE THEY AT

- Tech has 24 players on the squad who represent 10 states, including three out West and two each from the Midwest and Northeast.
- Virginia is where the most players (10) are from on the team, making up 42 percent.
- Tech boasts two players each from five states, including Georgia, Iowa, Nevada, North Carolina and South Carolina.

STATES

Virginia (10)

#00	Jada Crittendon	#3	Keely Rocharad
#5	Dani Hugney	#6	Lauren Duff
#11	Cana Davis	#12	Hannah Jones
#16	Meredith Slaw	#18	Mackenzie Lawter
#22	Mara Strum	#31	Kayleigh Addington



STATES

Georgia (2)

#7	Keara Napoli	#8	Kelsey Bennett
----	--------------	----	----------------

Iowa (2)

#20	Sierra Walton	#29	Maddi Banks
-----	---------------	-----	-------------

Nevada (2)

#21	Stacy Kalt	#28	Grace Chavez
-----	------------	-----	--------------

North Carolina (2)

#14	Emma Strouth	#25	Carrie Eberle
-----	--------------	-----	---------------

South Carolina (2)

#4	Darby Trull	#13	Caitlyn Nolan
----	-------------	-----	---------------

Colorado (1)

#9	Al Velazquez
----	--------------

Maryland (1)

#19	Kinsey Johnson
-----	----------------

New York (1)

#10	Olivia Lattin
-----	---------------

West Virginia (1)

#2	Jayne Bailey
----	--------------



WHEN THE LONG BALL...

- If a player under Coach D'Amour hits a home run, the outcome is likely over. D'Amour is 32-7 when there is a homer and 33-3 if two or more.



TEAM GAME-BY-GAME SITUATIONS (BATTING)

Date	Opponent	Total h/ab	vs Left	vs Right	With Runners	Bases Empty	Bases Loaded	With 2-outs	With RBI-op	Reach as Leadoff	3rd and LT 2out	LOB
Feb 08	vs Wichita State	13-28	7-11	6-17	9-19	4-9	1-1	1-6	5-13	4-5	3-6	4
Feb 08	vs Central Michigan	10-27	0-0	10-27	5-13	5-14	0-4	2-7	2-9	3-6	3-5	7
Feb 09	vs Purdue	11-31	0-0	11-31	4-17	7-14	0-0	3-10	3-11	3-7	2-3	8
Feb 09	at Col. of Charleston	13-27	0-0	13-27	10-21	3-6	1-1	3-7	8-12	3-5	5-5	4
Feb 10	vs Purdue	12-27	0-0	12-27	6-20	6-7	0-2	3-9	5-17	5-6	1-4	12
Feb 16	vs Detroit Mercy	17-30	0-0	17-30	10-19	7-11	0-0	3-7	7-15	3-5	4-5	4
Feb 16	at Charleston So.	10-31	0-0	10-31	6-23	4-8	0-0	1-8	3-15	5-7	2-4	9
Feb 17	vs ETSU	15-34	0-0	15-34	9-21	6-13	1-3	5-12	6-14	4-8	2-3	12
Feb 17	at Charleston So.	14-34	0-0	14-34	8-23	6-11	0-0	7-14	7-16	5-7	1-1	9
Feb 22	vs Texas State	6-20	0-0	6-20	5-10	1-10	1-3	1-6	3-7	2-5	2-3	5
Feb 22	at South Florida	5-24	0-0	5-24	2-10	3-14	0-2	3-8	1-3	1-7	0-1	5
Feb 23	vs Georgia State	10-31	0-0	10-31	5-16	5-15	0-0	7-14	3-9	3-7	1-1	8
Feb 23	vs Texas State	10-28	0-0	10-28	7-12	3-16	0-1	4-11	3-6	2-6	2-2	4
Feb 24	vs Georgia State	10-29	0-0	10-29	5-22	5-7	0-3	1-8	3-10	5-6	2-5	9
Feb 27	at Radford	8-23	0-0	8-23	3-11	5-12	1-1	3-9	2-8	2-5	1-1	5
Mar 01	at Georgia	11-34	5-18	6-16	8-21	3-13	0-0	3-11	5-13	3-8	0-1	10
Mar 02	vs UAB	11-32	0-0	11-32	5-20	6-12	0-2	2-9	1-12	4-7	1-2	7
Mar 02	at Georgia	1-16	0-0	1-16	1-2	0-14	0-1	1-6	0-1	0-5	0-0	3
Mar 03	vs UAB	7-25	4-14	3-11	1-12	6-13	0-0	1-7	0-6	4-6	0-0	6
*Mar 09	GEORGIA TECH	6-23	2-10	4-13	2-8	4-15	0-0	1-7	1-3	2-6	1-1	3
*Mar 10	GEORGIA TECH	8-29	1-9	7-20	4-13	4-16	0-1	1-8	2-9	3-7	1-2	7
*Mar 10	GEORGIA TECH	7-26	3-10	4-16	3-8	4-18	0-0	3-9	1-3	2-7	1-1	3
Totals		215-609	22-72	193-537	118-341	97-268	5-25	59-193	71-212	68-138	35-56	144
		.353	.306	.359	.346	.362	.200	.306	.335	.493	.625	

TEAM GAME-BY-GAME SITUATIONS (PITCHING)

Date	Opponent	Score Score	Total h/ab	vs Left	vs Right	With Runners	Bases Empty	With 2-outs	Reach as Leadoff	Gnd Out	Fly Out	ERA
Feb 08	vs Wichita State	11-3	6-21	2-10	4-11	2-14	4-7	1-6	3-5	4	3	4.20
Feb 08	vs Central Michigan	6-0	2-23	1-9	1-14	0-6	2-17	1-8	0-7	0	8	1.75
Feb 09	vs Purdue	7-5	5-28	2-6	3-22	3-17	2-11	1-7	3-7	10	7	2.21
Feb 09	at Col. of Charleston	13-0	1-16	0-8	1-8	1-6	0-10	0-5	1-5	1	7	1.75
Feb 10	vs Purdue	5-0	3-24	0-4	3-20	2-6	1-18	2-9	0-7	1	10	1.35
Feb 16	vs Detroit Mercy	13-0	0-14	0-4	0-10	0-1	0-13	0-4	0-5	2	3	1.17
Feb 16	at Charleston So.	4-0	2-23	2-11	0-12	0-3	2-20	1-8	0-7	15	1	0.98
Feb 17	vs ETSU	8-3	6-27	1-11	5-16	4-11	2-16	2-9	1-7	16	1	0.98
Feb 17	at Charleston So.	10-0	0-21	0-7	0-14	0-4	0-17	0-7	0-7	2	6	0.86
Feb 22	vs Texas State	5-17	6-21	2-9	4-12	5-12	1-9	4-10	1-5	6	7	1.69
Feb 22	at South Florida	2-7	11-27	7-18	4-9	6-14	5-13	1-6	3-6	9	4	2.06
Feb 23	vs Georgia State	6-0	4-25	2-6	2-19	1-6	3-19	2-9	1-7	2	10	1.87
Feb 23	vs Texas State	10-0	6-24	2-9	4-15	2-15	4-9	3-9	4-6	8	4	1.73
Feb 24	vs Georgia State	5-1	2-26	1-10	1-16	1-11	1-15	0-8	2-7	10	6	1.67
Feb 27	at Radford	10-0	3-18	3-7	0-11	0-4	3-14	2-7	0-5	3	6	1.58
Mar 01	at Georgia	7-6	12-35	7-15	5-20	5-17	7-18	7-14	2-8	11	4	1.66
Mar 02	vs UAB	8-6	10-31	5-8	5-23	6-18	4-13	5-12	3-7	10	7	1.81
Mar 02	at Georgia	0-8	8-19	3-8	5-11	4-10	4-9	1-5	3-5	4	6	2.19
Mar 03	vs UAB	4-1	3-24	0-7	3-17	1-5	2-19	1-8	0-7	4	15	2.12
*Mar 09	GEORGIA TECH	5-1	10-31	5-12	5-19	4-19	6-12	3-10	4-7	10	1	2.06
*Mar 10	GEORGIA TECH	7-10	14-32	4-8	10-24	5-16	9-16	1-7	4-7	5	6	2.47
*Mar 10	GEORGIA TECH	5-4	7-27	3-9	4-18	2-11	5-16	2-9	3-7	13	3	2.55
Totals		151-72	121-537	52-196	69-341	54-226	67-311	40-177	38-141	146	125	2.55
			.225	.265	.202	.239	.215	.226	.270			



TEAM GAME-BY-GAME HITTING

Date	Opponent	ab	r	h	rbi	2b	3b	hr	tb	bb	ibb	sb	cs	hbp	sac	sf	gdp	k	po	a	e	lob	avg
Feb 08	vs Wichita State	28	11	13	10	4	0	1	20	1	0	1	0	1	0	0	0	3	15	5	1	4	.464
Feb 08	vs Central Michigan	27	6	10	6	0	0	2	16	2	0	0	0	1	0	1	1	1	21	0	0	7	.418
Feb 09	vs Purdue	31	7	11	6	4	0	1	18	4	0	3	0	0	0	1	0	0	21	11	4	8	.395
Feb 09	at Col. of Charleston	27	13	13	11	1	0	0	14	5	0	3	0	0	0	0	0	0	15	2	0	4	.416
Feb 10	vs Purdue	27	5	12	5	5	1	0	19	7	0	7	0	0	0	1	1	1	21	2	0	12	.421
Feb 16	vs Detroit Mercy	30	13	17	12	2	0	2	25	2	0	2	1	0	0	0	0	2	15	2	0	4	.447
Feb 16	at Charleston So.	31	4	10	4	1	0	0	11	2	0	1	0	0	1	0	0	2	21	14	0	9	.428
Feb 17	vs ETSU	34	8	15	8	2	0	2	23	5	0	2	0	2	0	0	0	3	21	17	1	12	.430
Feb 17	at Charleston So.	34	10	14	10	4	0	2	24	6	0	2	0	0	0	0	0	1	21	3	0	9	.428
Feb 22	vs Texas State	20	5	6	5	0	0	1	9	3	0	1	0	1	1	0	0	4	15	5	1	5	.419
Feb 22	at South Florida	24	2	5	2	0	0	1	8	3	0	0	1	1	0	0	0	3	18	8	1	5	.403
Feb 23	vs Georgia State	31	6	10	5	0	0	2	16	3	0	2	0	1	0	0	0	2	21	2	0	8	.395
Feb 23	vs Texas State	28	10	10	10	2	0	3	21	2	0	2	1	2	0	0	0	2	18	10	3	4	.392
Feb 24	vs Georgia State	29	5	10	5	0	0	1	13	3	0	4	0	0	0	0	0	2	21	9	3	9	.389
Feb 27	at Radford	23	10	8	8	1	0	3	18	4	0	1	1	2	1	0	0	3	15	2	0	5	.387
Mar 01	at Georgia	34	7	11	7	5	1	1	21	5	0	0	0	1	1	0	0	8	24	11	1	10	.382
Mar 02	vs UAB	32	8	11	7	1	0	3	21	3	0	0	0	2	0	0	0	6	21	9	2	8	.380
Mar 02	at Georgia	16	0	1	0	1	0	0	2	2	0	0	0	0	0	0	0	2	12	4	1	3	.370
Mar 03	vs UAB	25	4	7	4	0	0	2	13	2	0	0	0	0	0	1	0	5	21	4	0	6	.365
*Mar 09	GEORGIA TECH	23	5	6	4	1	0	1	10	1	0	1	1	1	1	0	0	4	21	10	1	3	.361
*Mar 10	GEORGIA TECH	29	7	8	7	1	0	3	18	6	0	1	0	0	0	0	0	3	21	4	1	7	.357
*Mar 10	GEORGIA TECH	26	5	7	4	1	0	2	14	1	0	1	0	0	0	1	0	7	21	13	0	3	.353
Totals		609	151	215	140	36	2	33	354	72	0	34	5	15	5	5	2	64	420	147	20	145	.353

TEAM GAME-BY-GAME PITCHING

Date	Opponent	ip	h	r	er	bb	so	2b	3b	hr	wp	bk	hbp	dp	ibb	score	w-l	sv	era
Feb 08	vs Wichita State	5.0	6	3	3	5	7	2	0	0	2	0	0	0	0	11-3	1-0	0	4.20
Feb 08	vs Central Michigan	7.0	2	0	0	1	13	0	0	0	0	0	1	0	0	6-0	2-0	0	1.75
Feb 09	vs Purdue	7.0	5	5	3	4	3	1	0	0	1	0	0	1	0	7-5	3-0	0	2.21
Feb 09	at Col. of Charleston	5.0	1	0	0	1	7	0	0	0	0	0	1	0	0	13-0	4-0	0	1.75
Feb 10	vs Purdue	7.0	3	0	0	1	10	0	0	0	0	0	0	0	0	5-0	5-0	0	1.35
Feb 16	vs Detroit Mercy	5.0	0	0	0	1	9	0	0	0	0	0	0	0	0	13-0	6-0	0	1.17
Feb 16	at Charleston So.	7.0	2	0	0	0	5	0	0	0	1	0	0	0	0	4-0	7-0	0	0.98
Feb 17	vs ETSU	7.0	6	3	1	1	4	1	0	0	1	0	1	0	0	8-3	8-0	0	0.98
Feb 17	at Charleston So.	7.0	0	0	0	2	13	0	0	0	1	0	0	0	0	10-0	9-0	0	0.86
Feb 22	vs Texas State	5.0	6	17	8	12	2	2	0	0	1	0	4	0	0	5-17	9-1	0	1.69
Feb 22	at South Florida	6.0	11	7	5	0	3	0	1	0	1	0	2	1	0	2-7	9-2	0	2.06
Feb 23	vs Georgia State	7.0	4	0	0	0	9	0	0	0	0	0	1	0	0	6-0	10-2	0	1.87
Feb 23	vs Texas State	6.0	6	0	0	1	5	0	0	0	0	0	0	1	0	10-0	11-2	0	1.73
Feb 24	vs Georgia State	7.0	2	1	1	3	6	0	0	0	0	0	0	0	0	5-1	12-2	1	1.67
Feb 27	at Radford	5.0	3	0	0	1	6	1	0	0	0	0	0	0	0	10-0	13-2	1	1.58
Mar 01	at Georgia	8.0	12	6	3	1	7	4	1	1	0	0	1	1	0	7-6	14-2	2	1.66
Mar 02	vs UAB	7.0	10	6	4	2	2	3	0	0	1	0	0	1	0	8-6	15-2	2	1.81
Mar 02	at Georgia	4.0	8	8	7	2	2	1	1	2	0	0	0	0	0	0-8	15-3	2	2.19
Mar 03	vs UAB	7.0	3	1	1	0	2	2	0	0	0	0	0	0	0	4-1	16-3	2	2.12
*Mar 09	GEORGIA TECH	7.0	10	1	1	0	10	1	0	0	1	0	1	0	0	5-1	17-3	2	2.06
*Mar 10	GEORGIA TECH	7.0	14	10	10	6	9	6	0	5	1	0	0	0	1	7-10	17-4	2	2.47
*Mar 10	GEORGIA TECH	7.0	7	4	4	2	4	0	0	2	0	0	0	0	0	5-4	18-4	2	2.55
Totals		140.0	121	72	51	46	138	24	3	10	11	0	12	5	1	151-72	18-4	2	2.55



OPPONENT GAME-BY-GAME BATTING

Date	Opponent	ab	r	h	rbi	2b	3b	hr	tb	bb	ibb	sb	cs	hbp	sac	sf	gdp	k	po	a	e	lob	avg
Feb 08	vs Wichita State	21	3	6	3	2	0	0	8	5	0	0	0	0	0	0	0	7	15	3	0	8	.286
Feb 08	vs Central Michigan	23	0	2	0	0	0	0	2	1	0	0	0	1	0	0	0	13	18	3	2	4	.182
Feb 09	vs Purdue	28	5	5	4	1	0	0	6	4	0	0	0	0	0	0	0	3	21	11	0	6	.181
Feb 09	at Col. of Charleston	16	0	1	0	0	0	0	1	1	0	0	0	1	0	0	0	7	15	5	2	3	.159
Feb 10	vs Purdue	24	0	3	0	0	0	0	3	1	0	0	0	0	0	0	0	10	18	6	0	4	.152
Feb 16	vs Detroit Mercy	14	0	0	0	0	0	0	0	1	0	0	0	0	0	0	0	9	15	6	1	0	.135
Feb 16	at Charleston So.	23	0	2	0	0	0	0	2	0	0	0	0	0	0	0	0	5	21	14	1	2	.128
Feb 17	vs ETSU	27	3	6	2	1	0	0	7	1	0	0	0	1	0	0	0	4	21	5	0	5	.142
Feb 17	at Charleston So.	21	0	0	0	0	0	0	0	2	0	0	0	0	0	0	0	13	21	8	1	2	.127
Feb 22	vs Texas State	21	17	6	17	2	0	0	8	12	0	1	0	4	0	1	0	2	15	3	0	6	.142
Feb 22	at South Florida	27	7	11	7	0	1	0	13	0	0	0	1	2	0	1	0	3	21	3	0	5	.171
Feb 23	vs Georgia State	25	0	4	0	0	0	0	4	0	0	0	0	1	0	0	0	9	21	7	0	5	.170
Feb 23	vs Texas State	24	0	6	0	0	0	0	6	1	0	1	0	0	0	0	0	5	18	8	1	7	.177
Feb 24	vs Georgia State	26	1	2	1	0	0	0	2	3	0	2	0	0	0	0	0	6	18	7	1	7	.169
Feb 27	at Radford	18	0	3	0	1	0	0	4	1	0	0	0	0	0	0	0	6	15	7	2	4	.169
Mar 01	at Georgia	35	6	12	6	4	1	1	21	1	0	0	0	1	0	0	1	7	24	5	0	7	.185
Mar 02	vs UAB	31	6	10	6	3	0	0	13	2	0	1	0	0	0	0	1	2	21	8	1	6	.196
Mar 02	at Georgia	19	8	8	8	1	1	2	17	2	0	1	0	0	1	1	0	2	15	8	0	3	.206
Mar 03	vs UAB	24	1	3	1	2	0	0	5	0	0	0	0	0	0	0	0	2	18	7	1	2	.201
*Mar 09	GEORGIA TECH	31	1	10	1	1	0	0	11	0	0	1	0	1	0	0	0	10	18	6	1	10	.209
*Mar 10	GEORGIA TECH	32	10	14	10	6	0	5	35	6	1	1	1	0	1	1	0	9	21	13	0	9	.224
*Mar 10	GEORGIA TECH	27	4	7	4	0	0	2	13	2	0	1	0	0	0	0	0	4	20	5	1	4	.225
Totals		537	72	121	70	24	3	10	181	46	1	9	2	12	2	4	2	138	410	148	15	109	.225

OPPONENT GAME-BY-GAME PITCHING

Date	Opponent	ip	h	r	er	bb	so	2b	3b	hr	wp	bk	hbp	dp	ibb	score	w-l	sv	era
Feb 08	vs Wichita State	5.0	13	11	11	1	3	4	0	1	1	0	1	0	0	3-11	0-1	0	15.40
Feb 08	vs Central Michigan	6.0	10	6	5	2	1	0	0	2	0	0	1	2	0	0-6	0-2	0	10.18
Feb 09	vs Purdue	7.0	11	7	7	4	0	4	0	1	2	0	0	0	0	5-7	0-3	0	8.94
Feb 09	at Col. of Charleston	5.0	13	13	11	5	0	1	0	0	1	0	0	1	0	0-13	0-4	0	10.35
Feb 10	vs Purdue	6.0	12	5	5	7	1	5	1	0	1	0	0	1	0	0-5	0-5	0	9.41
Feb 16	vs Detroit Mercy	5.0	17	13	12	2	2	2	0	2	0	0	0	1	0	0-13	0-6	0	10.50
Feb 16	at Charleston So.	7.0	10	4	3	2	2	1	0	0	0	0	0	0	0	0-4	0-7	0	9.22
Feb 17	vs ETSU	7.0	15	8	8	5	3	2	0	2	1	0	2	0	0	3-8	0-8	0	9.04
Feb 17	at Charleston So.	7.0	14	10	9	6	1	4	0	2	0	0	0	1	0	0-10	0-9	0	9.04
Feb 22	vs Texas State	5.0	6	5	5	3	4	0	0	1	0	0	1	0	0	17-5	1-9	0	8.87
Feb 22	at South Florida	7.0	5	2	2	3	3	0	0	1	0	0	1	1	0	7-2	2-9	0	8.15
Feb 23	vs Georgia State	7.0	10	6	6	3	2	0	0	2	1	0	1	0	0	0-6	2-10	0	7.95
Feb 23	vs Texas State	6.0	10	10	10	2	2	2	0	3	0	0	2	0	0	0-10	2-11	0	8.23
Feb 24	vs Georgia State	6.0	10	5	5	3	2	0	0	1	0	0	0	0	0	1-5	2-12	0	8.06
Feb 27	at Radford	5.0	8	10	7	4	3	1	0	3	0	0	2	0	0	0-10	2-13	0	8.15
Mar 01	at Georgia	8.0	11	7	7	5	8	5	1	1	1	0	1	0	0	6-7	2-14	0	7.99
Mar 02	vs UAB	7.0	11	8	7	3	6	1	0	3	2	0	2	0	0	6-8	2-15	0	7.92
Mar 02	at Georgia	5.0	1	0	0	2	2	1	0	0	0	0	0	0	0	8-0	3-15	0	7.57
Mar 03	vs UAB	6.0	7	4	4	2	5	0	0	2	0	0	0	0	0	1-4	3-16	0	7.42
*Mar 09	Georgia Tech	6.0	6	5	3	1	4	1	0	1	0	0	1	0	0	1-5	3-17	0	7.23
*Mar 10	Georgia Tech	7.0	8	7	7	6	3	1	0	3	3	0	0	0	0	10-7	4-17	0	7.22
*Mar 10	Georgia Tech	6.2	7	5	4	1	7	1	0	2	1	0	0	0	0	4-5	4-18	0	7.07
Totals		136.2	215	151	138	72	64	36	2	33	14	0	15	7	0	72-151	4-18	0	7.07



GAME-BY-GAME LEADERS

Opponent	Date	Hits	Runs	BB	RBI	HR	SB	Ks	IP
[RV/RV] Wichita State	2/8/19	3 - Lattin	3 - Nolan	1 - Nolan	3 - Nolan	1 - Nolan	1 - Nolan	7 - Eberle	5.0 - Eberle
Central Michigan	2/8/19	2 - (3 players)	2 - Nolan	1 - (2 players)	2 - (2 players)	1 - (2 players)	None	13 - Rocharad	7.0 - Rocharad
Purdue	2/9/19	3 - Bennett	2 - (2 players)	2 - Velazquez	2 - (2 players)	1 - Lattin	1 - (3 players)	3 - Eberle	7.0 - Rocharad
College of Charleston	2/9/19	3 - (2 players)	2 - (2 players)	2 - Trull	3 - Velazquez	None	1 - (3 players)	7 - Rocharad	5.0 - Rocharad
Purdue	2/10/19	3 - Strouth	3 - Velazquez	2 - Trull	3 - Strouth	None	2 - Banks	10 - Rocharad	7.0 - Rocharad
Detroit Mercy	2/16/19	3 - (2 players)	3 - Banks	1 - (2 players)	3 - (2 players)	1 - (2 players)	1 - (2 players)	9 - Rocharad	5.0 - Rocharad
Charleston Southern	2/16/19	3 - Strouth	2 - Trull	1 - (2 players)	2 - Strouth	None	1 - Nolan	5 - Eberle	7.0 - Eberle
ETSU	2/17/19	4 - Trull	3 - Lawter	1 - 5 players	3 - Trull	1 - (2 players)	1 - (3 players)	4 - Eberle	7.0 - Eberle
Charleston Southern	2/17/19	2 - (3 players)	2 - Bailey	2 - Duff	3 - Slaw	1 - (2 players)	1 - (2 players)	13 - Rocharad	7.0 - Rocharad
--/[RV] Texas State	2/22/19	2 - Bennett	1 - (5 players)	1 - (3 players)	2 - (2 players)	1 - Chavez	1 - Kalt	1 - (2 players)	3.2 - Rocharad
USF	2/22/19	2 - Trull	1 - (2 players)	1 - (3 players)	2 - Trull	1 - Trull	None	3 - Eberle	6.0 - Eberle
Georgia State	2/23/19	3 - Strouth	2 - Strouth	1 - (3 players)	2 - Strouth	1 - (2 players)	1 - (2 players)	9 - Rocharad	7.0 - Rocharad
--/[RV] Texas State	2/23/19	3 - Bennett	3 - (2 players)	1 - (2 players)	4 - Bennett	2 - Bennett	1 - (2 players)	5 - Eberle	6.0 - Eberle
Georgia State	2/24/19	3 - Trull	1 - (5 players)	1 - (3 players)	2 - Lawter	1 - Lawter	1 - (4 players)	4 - Rocharad	4.0 - Eberle
Radford	2/27/19	3 - Nolan	3 - Nolan	1 - (4 players)	3 - Nolan	2 - Nolan	1 - Lawter	5 - Rocharad	3.0 - Rocharad
No. 8/8 Georgia	3/1/19	4 - Trull	2 - (2 players)	2 - Bennett	3 - Trull	1 - Bennett	None	6 - Eberle	7.0 - Eberle
UAB	3/2/19	2 - (4 players)	3 - Trull	1 - (3 players)	3 - Nolan	2 - Nolan	None	2 - Eberle	6.1 - Eberle
No. 8/8 Georgia	3/2/19	1 - Velazquez	None	1 - (2 players)	None	None	None	2 - Rocharad	4.0 - Rocharad
UAB	3/3/19	2 - Bennett	1 - (4 players)	1 - (2 players)	2 - Strouth	1 - (2 players)	None	2 - Rocharad	7.0 - Rocharad
Georgia Tech	3/9/19	2 - (2 players)	1 - (5 players)	1 - Bennett	3 - Trull	None	None	10 - Eberle	7.0 - Eberle
Georgia Tech	3/10/19	2 - (2 players)	2 - Bailey	1 - (6 players)	4 - Velazquez	1 - (3 players)	1 - Velazquez	9 - Rocharad	5.0 - Rocharad
Georgia Tech	3/10/19	2 - Bauley	1 - (5 players)	1 - Strouth	2 - Strouth	1 - (2 players)	1 - Kalt	4 - Eberle	7.0 - Eberle

GAME-BY-GAME STARTERS

Opponent	Date	P	C	1B	2B	3B	SS	LF	CF	RF	DP
[RV/RV] Wichita State	2/8/19	Eberle	Duff	Walton	Lattin	Bennett	Nolan	Strouth	Banks	Davis	Velazquez
Central Michigan	2/8/19	Rocharad	Lawter	Bailey	Lattin	Bennett	Nolan	Strouth	Davis	Velazquez	Slaw
Purdue	2/9/19	Eberle	Lawter	Walton	Lattin	Bennett	Nolan	Strouth	Banks	Velazquez	Slaw
College of Charleston	2/9/19	Rocharad	Duff	Walton	Bailey	Bennett	Nolan	Strouth	Trull	Velazquez	Slaw
Purdue	2/10/19	Rocharad	Duff	Walton	Banks	Bennett	Nolan	Strouth	Trull	Velazquez	Slaw
Detroit Mercy	2/16/19	Rocharad	Duff	Walton	Banks	Bennett	Nolan	Strouth	Trull	Velazquez	Slaw
Charleston Southern	2/16/19	Eberle	Lawter	Bailey	Banks	Bennett	Nolan	Strouth	Trull	Velazquez	Duff
ETSU	2/17/19	Eberle	Lawter	Bailey	Banks	Bennett	Nolan	Strouth	Trull	Velazquez	Duff
Charleston Southern	2/17/19	Rocharad	Duff	Bailey	Banks	Bennett	Nolan	Strouth	Trull	Velazquez	Walton
--/[RV] Texas State	2/22/19	Rocharad	Duff	Walton	Banks	Bennett	Nolan	Strouth	Trull	Velazquez	Slaw
USF	2/22/19	Eberle	Lawter	Bailey	Banks	Bennett	Nolan	Strouth	Trull	Velazquez	Davis
Georgia State	2/23/19	Rocharad	Duff	Bailey	Banks	Bennett	Nolan	Strouth	Trull	Velazquez	Chavez
--/[RV] Texas State	2/23/19	Eberle	Lawter	Bailey	Banks	Bennett	Nolan	Strouth	Trull	Velazquez	Davis
Georgia State	2/24/19	Eberle	Lawter	Bailey	Banks	Bennett	Nolan	Strouth	Trull	Velazquez	Davis
Radford	2/27/19	Rocharad	Lawter	Bailey	Banks	Bennett	Nolan	Strouth	Trull	Velazquez	Davis
No. 8/8 Georgia	3/1/19	Eberle	Lawter	Bailey	Banks	Bennett	Nolan	Strouth	Trull	Velazquez	Duff
UAB	3/2/19	Eberle	Duff	Bailey	Banks	Bennett	Nolan	Strouth	Trull	Velazquez	Davis
No. 8/8 Georgia	3/2/19	Rocharad	Lawter	Bailey	Banks	Bennett	Nolan	Strouth	Trull	Velazquez	Slaw
UAB	3/3/19	Rocharad	Lawter	Bailey	Banks	Bennett	Nolan	Strouth	Trull	Velazquez	Slaw
Georgia Tech	3/9/19	Eberle	Lawter	Bailey	Banks	Bennett	Nolan	Strouth	Trull	Velazquez	Davis
Georgia Tech	3/10/19	Rocharad	Duff	Bailey	Banks	Bennett	Nolan	Strouth	Trull	Velazquez	Davis
Georgia Tech	3/10/19	Eberle	Lawter	Bailey	Banks	Bennett	Nolan	Strouth	Trull	Velazquez	Walton





Pete D'AMOUR

- First season at Virginia Tech
- 3rd as a head coach in Division I
- Led Kennesaw State to its first NCAA Regional appearance
- Went to five super regionals and three Women's CWS at Missouri

The D'Amour File

PERSONAL

BORN: Jan. 7, 1980
 HOMETOWN: Monrovia, Maryland
 FAMILY: Wife, Anna
 COACHING RECORD AT VIRGINIA TECH: 18-4 (1st year)
 CAREER HEAD COACHING RECORD: 97-41 (.703)

EDUCATION

Missouri - Bachelor's Degree in General Studies
 Missouri - Master's Degree in Sports Psychology
 JOINED TECH STAFF: May 31, 2018
 YEARS OF COLLEGIATE HEAD COACHING: 2
 YEARS OF COLLEGIATE COACHING: 12

COACHING HISTORY

2019- Virginia Tech (Head Coach)
 2017-18 Kennesaw State (Head Coach)
 2015-16 Missouri (Associate Head Coach)
 2009-14 Missouri (Assistant Coach)
 2007-08 Missouri (Volunteer Assistant Coach)

PLAYING HISTORY

Played SS and P in men's fastpitch for seven seasons
 MVP of the 2007 NSA World Series
 Played baseball at Texas A&M-Corpus Christi & Frostburg State

POSTSEASON EXPERIENCE

KSU 2018 (Regional - Tallahassee, Fla.)
 2017 (NISC Semifinals - Lynchburg, Tenn.)

Missouri 2016 (Supers - Ann Arbor, Mich.)
 2015 (Supers - Los Angeles, Calif.)
 2014 (Regional - Columbia, Mo.)
 2013 (Supers - Columbia, Mo.)
 2012 (Supers - Columbia, Mo.)
 2011 (WCWS - Oklahoma City, Okla.)
 2010 (WCWS - Oklahoma City, Okla.)
 2009 (WCWS - Oklahoma City, Okla.)

Virginia Tech Director of Athletics Whit Babcock announced on May 31, 2018, the hiring of head softball coach Pete D'Amour.

D'Amour joins the Hokies after two seasons as the head coach at Kennesaw State, where he led the Owls to a 79-37 record and two postseason appearances. Before taking over the Kennesaw State program in 2017, he earned a reputation as one of the nation's premier recruiters during his 10-year tenure as assistant coach at the University of Missouri, a perennial NCAA tournament participant.

D'Amour coached Kennesaw State to the 2018 Atlantic Sun Conference regular season and tournament championships en route to the program's first NCAA Regional appearance since transitioning to the Division I level in 2006, as the Owls finished the year with a 39-17 record. In his inaugural year as head coach at Kennesaw State in 2017, he guided the Owls to a 40-20 overall record and a berth in the National Invitational Softball Championship.

Prior to accepting the head coaching job at Kennesaw State, D'Amour spent a decade at Missouri as an assistant coach, serving as associate head coach for his final two seasons in 2015-16. During his tenure in Columbia, the Tigers qualified for the NCAA tournament in each of his 10 seasons on the staff, reaching five NCAA super regionals and earning three consecutive trips to the Women's College World Series from 2009-11.

Kennesaw State went 39-17 and 14-3 in the ASUN this past season and earned a No. 3 seed in the Tallahassee Regional. D'Amour was named ASUN Coach of the Year and seven Owls earned ASUN all-conference accolades, including ASUN Pitcher of the Year Alley Cutting and ASUN Freshman of the Year Patricia Awald. Awald was one of 25 finalists up for NFCA National Freshman of the Year. Kennesaw State entered this year's NCAA tournament ranked No. 34 in the RPI, a program-best, while competing in arguably the best mid-major conference in the country.

In D'Amour's first season at Kennesaw State, the Owls went 40-20, the program's first ever 40-win season, and reached the quarterfinals of the National Invitational Softball Championship. The Owls peaked at No. 47 in the RPI and led the ASUN in all major offensive categories, including batting average (.303), runs scored (302), hits (505), doubles (83), triples (19), home runs (45) and slugging percentage (.456). D'Amour also helped Courtney Sutter and seven other student-athletes earn ASUN postseason accolades.

The Monrovia, Maryland native made a name for himself nationally as a staunch recruiter and a developer of pitchers and catchers in his decade on the coaching staff at Missouri. D'Amour, who called pitches for 11 no-hitters with the Tigers, mentored 11 NCAA Division I All-Americans, two SEC Freshmen of the Year, three conference pitchers of the year, a national earned run average leader and a defensive player of the year. The Tigers won two Big 12 championships in 2009 and 2012 and finished in the top three of the SEC twice thanks in large part to D'Amour's connections in the fertile recruiting grounds of California. In two seasons as associate head coach and recruiting coordinator, D'Amour put together FloSoftball's third-ranked recruiting class in 2017, and the Tigers went to back-to-back super regionals. D'Amour was a part of three coaching staffs that earned NFCA Midwest Staff of the Year honors.

D'Amour earned a bachelor's degree in general studies with an emphasis in business, English and history, and a master's degree in sports psychology from the University of Missouri. He started throwing underhand at the age of four while serving as batboy for his father's fast-pitch team. He played shortstop and pitched men's fast pitch for seven seasons, including three in the ISC Travel League and was the MVP of the NSA World Series in 2007. During his last ASA National Tournament, D'Amour hit .500 (7-for-14) with three home runs. He also played one year of college baseball at Texas A&M-Corpus Christi, where he was an infielder, in addition to a one-year stint at Frostburg State.

RECORD vs. OPPONENTS

Akron	1-0
Auburn	0-3
Austin Peay	0-1
Belmont	3-0
Bethune-Cookman	1-0
Bucknell	2-0
Central Michigan	1-0
Charleston Southern	2-0
College of Charleston	1-0
Dartmouth	2-0
DePaul	0-2
Detroit Mercy	3-0
East Tennessee State	2-0
Eastern Illinois	1-1
Florida Gulf Coast	4-3
Florida A&M	1-0
Fort Wayne	2-0
Georgia	1-2
Georgia State	7-1
Georgia Tech	3-3
Hofstra	0-1
Illinois	1-1
IUPUI	1-0
Jacksonville	5-2
Jacksonville State	1-2
Lamar	0-1
Liberty	1-2
Lipscomb	5-0
LIU Brooklyn	1-0
Marist	2-0
Michigan State	2-0
Morehead State	2-1
NC State	1-1
Omaha-Nebraska	1-0
Niagara	1-0
North Florida	5-2
Northern Iowa	0-1
Purdue	2-0
Quinnipiac	0-1
Radford	3-1
Rutgers	0-2
Samford	1-0
South Carolina State	1-0
Southeast Missouri State	1-0
St. Louis	1-0
Stetson	5-1
Tennessee Tech	1-0
Texas State	1-1
UAB	5-0
UConn	2-0
UNC Greensboro	0-1
USC Upstaet	5-3
USF	0-1
Weber State	1-0
Wichita State	1-0
WKU	1-0





JADA CRITTENDON

r-Freshman | 5-1
OF | R/R

Granby HS
Norfolk, Va.

Major: Architecture

00

2017-18 ACC Academic Honor Roll

AT THE PLATE

- Has yet to see action this year.
- Redshirted last season.
- Two-time all-conference and one-time all-region at Granby.
- Played travel ball for coach Chris Smith and the Orion Hunter 18U.
- Her uncle, Kevin, ran track at North Carolina and was a three-time ACC outdoor champion in the triple jump.

SEASON/CAREER HIGHS

- Hits
- Runs
- RBIs
- HRs
- Walks
- Stolen Bases
- Hitting Streak

2019 GAME-BY-GAME STATS



JAYME BAILEY

Freshman | 5-5
U | R/R

Hurricane HS
Scott Depot, W.Va.

Major: University Studies

2

AT THE PLATE

- Hit two home runs this past weekend vs. Georgia Tech (3/10).
- Finished with one hit versus UAB (3/3).
- Chalked up two hits versus UAB (3/2).
- Had a double versus No. 8 Georgia (3/1).
- Earned an eight-pitch walk and a HBP at Radford (2/27).
- Brought in one run and finished with one hit against [RV] Texas State (2/23).
- Registered one hit versus USF (2/22) and Georgia State (2/23).
- Went 2-for-3 with two runs scored and a walk at Charleston Southern (2/17).
- Posted a career-high two hits, a walk and the first RBI of her career against ETSU (2/17).
- Recorded a career-high 14 putouts at first base and a single at Charleston Southern (2/16).
- Registered two assists and two putouts in the first matchup against Purdue (2/9), playing second base.
- Recorded one run versus [RV] Wichita State (2/8).
- Four-year letterwinner at Hurricane High School for coaches Josh Caldwell and Meghan Stevens.
- Four-time WVSSAC AAA state champion.
- Four-time first-team all-state selection.
- Four-time all-conference selection.
- Triple crown 16U national champion in Austin, Texas in 2017 with Beverly Bandits.
- PGF 16U Premier national champion in Huntington Beach, California in 2017 with the Beverly Bandits.

SEASON/CAREER HIGHS

- Hits 2, 3x, last vs. UAB (3/4/19)
- Runs 2, 2x, last at Charleston Southern (2/17/19)
- RBIs 1, 2x, last vs. [RV] Texas State (2/23/19)
- HRs 1, 2x, last vs. Georgia Tech (3.10/19)
- Walks 1, 5x, last at Radford (2/27/19)
- Stolen Bases
- Hitting Streak 6 games (2/16/19 - 2/23/19)

2019 GAME-BY-GAME STATS

Date	Opponent	Pos	AB	R	H	RBI	2B	3B	HR	BB	SB	CS	HBP	SAC	SF	GDP	K	PO	A	E	Avg	
Feb 08	vs Wichita State	pr/lb	0	1	0	0	0	0	0	0	0	0	0	0	0	0	0	2	0	0	.000	
Feb 08	vs Central Michigan	*1b	2	0	0	0	0	0	0	0	0	0	0	0	0	0	1	0	0	0	.000	
Feb 09	vs Purdue	2b	1	0	0	0	0	0	0	0	0	0	0	0	0	0	2	2	2	0	.000	
Feb 09	at Col. of Charleston	*2b	2	1	0	0	0	0	0	0	0	0	0	0	0	0	0	1	1	0	.000	
Feb 16	at Charleston So.	*1b	3	0	1	0	0	0	0	0	0	0	0	1	0	0	14	0	0	0	.125	
Feb 17	vs ETSU	*1b	3	2	2	1	0	0	0	1	0	0	0	0	0	0	11	1	0	0	.273	
Feb 17	at Charleston So.	*1b	3	2	2	0	0	0	0	0	0	0	0	0	0	0	3	0	0	0	.357	
Feb 22	at South Florida	*1b	3	0	1	0	0	0	0	0	0	1	0	0	0	0	8	0	0	0	.353	
Feb 23	vs Georgia State	*1b	2	0	1	0	0	0	1	0	0	0	0	0	0	0	2	0	0	0	.368	
Feb 23	vs Texas State	*1b	3	1	1	1	1	0	0	0	0	0	0	0	0	0	10	0	0	0	.364	
Feb 24	vs Georgia State	*1b	2	1	0	0	0	0	1	0	0	0	0	0	0	0	10	0	0	0	.333	
Feb 27	at Radford	*1b	0	1	0	0	0	0	1	0	0	1	0	0	0	0	4	0	0	0	.333	
Mar 01	at Georgia	*1b	4	0	1	0	1	0	0	0	0	0	0	0	0	0	9	0	0	0	.321	
Mar 02	vs UAB	*1b	0	2	0	0	0	0	0	0	0	1	0	0	0	0	10	0	0	0	.355	
Mar 02	at Georgia	*1b	3	0	0	0	0	0	0	0	0	0	0	0	0	0	2	0	0	0	.333	
Mar 03	vs UAB	*1b	3	0	1	0	0	0	0	0	0	0	0	0	0	0	1	6	0	0	.333	
Mar 09	GEORGIA TECH	*1b	1	0	0	1	0	0	0	0	0	1	1	1	0	0	8	0	0	0	.324	
Mar 10	GEORGIA TECH-1	*1b	3	2	1	2	0	0	1	0	0	0	0	0	0	0	3	0	0	0	.325	
Mar 10	GEORGIA TECH-2	*1b	3	1	2	1	0	0	1	0	0	0	0	0	0	0	14	0	0	0	.349	
Totals			17gs	43	12	15	6	2	0	2	6	0	2	4	2	0	2	119	4	2	0	.349





KEELY ROCHARAD

Sophomore | 5-8
P | R/R

Warhill HS
Williamsburg, Va.

Major: Management

3

NFCA DI National Pitcher of the Week (2/19/19)
Fastpitch News DI Pitcher of the Week (2/19/19)
2x ACC Co-Pitcher of the Week (2/12/19) & (2/19/19)

IN THE CIRCLE

- Tallied two strikeouts in seven innings versus UAB (3/3), throwing a three-hitter with one run given up.
- Pitched in four innings in the second matchup versus No. 8 Georgia (3/2) and had two strikeouts.
- Came in versus No. 8 Georgia (3/1) in the bottom of the eighth and earned the save, striking out one.
- Lasted 44.0 innings to start the year without giving up an extra-base hit, giving up a double to Radford (2/27) while allowing only two hits in three innings with five strikeouts.
- Threw two no-hitters in consecutive days on Feb. 16-17, becoming only the third player in school history to accomplish the feat and the first since 2000.
- Accomplished shutouts against all three opponents that she faced opening weekend.

SEASON HIGHS

Innings (High) 7.0, 5x, last vs. UAB (3/3/19)
 Strikeouts (High) 13, 2x, last at Charleston Southern (2/17/19)
 Hits (Low) (Min. 5 IP) 0, 2x, last at Charleston Southern (2/17/19)
 Runs (Low) (Min. 5 IP) 0, 7x, last vs. Georgia State (2/24/19)
 Earned Runs (Low) (Min. 5 IP) 0, 7x, last at Georgia State (2/24/19)
 Walks (Low) (Min. 5 IP) 0, 2x, last vs. UAB (3/3/19)
 Number of Pitches (High) 107 vs. [RV] Texas State (2/22/19)

CAREER HIGHS

Innings 7.0, 6x, last vs. UAB (3/3/19)
 Strikeouts 13, 2x, last at Charleston Southern (2/17/19)
 Hits (Low) (Min. 5 IP) 0, 4x, last at Georgia State (2/24/19)
 Runs (Low) (Min. 5 IP) 0, 9x, last vs. Georgia State (2/24/19)
 Earned Runs (Low) (Min. 5 IP) 0, 9x, last vs. Georgia State (2/24/19)
 Walks (Low) (Min. 5 IP) 0, 4x, last vs. UAB (3/3/19)
 Most Number of Pitches 129 vs. Ball State (3/6/18)

2019 GAME-BY-GAME STATS

Date	Opponent	GS	IP	H	R	ER	BB	SO	2B	3B	HR	WP	BK	HBP	IBB	Score	W-L	Sv	ERA	NP
Feb 08	vs Central Michigan	7.0	2	0	0	1	13	0	0	0	0	0	0	0	0	6-0	1-0	0	0.00	100
Feb 09	at Col. of Charleston	5.0	1	0	0	1	7	0	0	0	0	1	0	0	13-0	2-0	0	0.00	72	
Feb 10	vs Purdue	7.0	3	0	0	1	10	0	0	0	0	0	0	0	5-0	3-0	0	0.00	102	
Feb 16	vs Detroit Mercy	5.0	0	0	0	1	9	0	0	0	0	0	0	0	13-0	4-0	0	0.00	67	
Feb 17	at Charleston So.	7.0	0	0	0	2	13	0	0	0	1	0	0	0	10-0	5-0	0	0.00	91	
Feb 22	vs Texas State	3.2	2	0	0	5	5	1	0	0	0	4	0	0	5-17	5-1	0	1.01	107	
Feb 23	vs Georgia State	7.0	4	0	0	9	0	0	0	0	0	1	0	0	6-0	6-1	0	0.84	101	
Feb 24	vs Georgia State	3.0	0	0	0	1	4	0	0	0	0	0	0	0	5-1	6-1	1	0.78	41	
Feb 27	at Radford	3.0	2	0	0	1	5	1	0	0	0	0	0	0	10-0	7-1	1	0.73	58	
Mar 01	at Georgia	1.0	1	0	0	1	1	0	0	0	0	0	0	0	7-8	7-1	2	0.72	21	
Mar 02	at Georgia	4.0	8	8	7	2	2	1	2	0	0	0	0	0	0-8	7-2	2	1.59	74	
Mar 03	vs UAB	7.0	3	1	1	0	2	2	0	0	0	0	0	0	4-1	8-2	2	1.53	76	
Mar 10	GEORGIA TECH-1	5.0	12	9	9	3	9	5	0	5	0	0	0	0	7-10	8-3	2	2.38	112	
Totals		11	64.2	38	26	22	18	85	10	1	7	2	0	8	0	91-43	8-3	2	2.38	-



DARBY TRULL

Sophomore | 5-3
OF | L/L

Nation Ford HS
Fort Mill, S.C.

Major: Consumer Studies

4

College Sports Madness ACC Player of the Week (2/18/19)

AT THE PLATE

- Tallied two hits, three runs and a walk versus UAB (3/2).
- Tied a career high in hits (4) and RBIs (3) at No. 8 Georgia (3/1).
- Tied a season-high three putouts while earning a walk and laying down a sacrifice bunt at Radford (2/27).
- Chalked up three hits and one RBI vs. Georgia State (2/24).
- Tallied an inside the park-home-run versus USF (2/22).
- Racked up nine hits, six RBIs and her first-ever home run at the college level at the Wingate by Wyndham Invitational to earn College Sports Madness ACC Player of the Week.
- Tallied a career-high four hits, three RBIs and her first home run as a Hokie versus ETSU (2/17).
- Turned in a then-career high of three hits, one RBI and a run scored against Detroit Mercy (2/16).
- Registered one hit, RBI and stolen base along with two scored runs at College of Charleston (2/9).

SEASON HIGHS

Hits 4, 2x, last at No. 8 Georgia (3/1/19)
 Runs 3 vs. UAB (3/2/19)
 RBIs 3, 2x, last at No. 8 Georgia (3/1/19)
 HRs 1, 2x, last at USF (2/22/19)
 Walks 2, 2x, last vs. Purdue (2/10/19)
 Stolen Bases 1, 3x, last vs. Georgia State (2/23/19)
 Hitting Streak 6 games (2/9/10 - 2/17/19)

CAREER HIGHS

Hits 4, 2x, last at No. 8 Georgia (3/1/19)
 Runs 3 vs. UAB (3/2/19)
 RBIs 3, 2x, last at No. 8 Georgia (3/1/19)
 HRs 1, 2x, last at USF (2/22/19)
 Walks 3 vs. Lamar (2/8/18)
 Stolen Bases 1, 4x, last vs. Georgia State (2/23/19)
 Hitting Streak 6 games (2/9/10 - 2/17/19)

2019 GAME-BY-GAME STATS

Date	Opponent	Pos	AB	R	H	RBI	2B	3B	HR	BB	SB	CS	HBP	SAC	SF	GDP	K	PO	A	E	Avg	
Feb 08	vs Wichita State	*phof	1	0	0	0	0	0	0	0	0	0	0	0	0	0	0	0	0	0	0.000	
Feb 09	at Col. of Charleston	*of	1	2	1	1	0	0	2	1	0	0	0	0	0	0	0	0	3	0	.500	
Feb 10	vs Purdue	*of	2	2	1	1	1	0	0	2	1	0	0	0	0	0	0	0	1	0	.500	
Feb 16	vs Detroit Mercy	*of	4	1	3	1	0	0	0	0	0	0	0	0	0	0	0	0	0	0	.625	
Feb 16	at Charleston So.	*of	3	2	1	0	0	0	0	0	0	0	0	0	0	0	0	0	0	0	.545	
Feb 17	vs ETSU	*of	5	1	4	3	0	0	1	0	0	0	0	0	0	0	0	1	0	0	.625	
Feb 17	at Charleston So.	*of	4	1	1	2	0	0	0	0	0	0	0	0	0	0	0	0	1	0	.550	
Feb 22	vs Texas State	*of	2	1	1	0	0	0	0	0	0	0	0	0	0	0	0	0	0	0	.545	
Feb 22	at South Florida	*of	2	1	2	0	0	0	1	1	0	0	0	0	0	0	0	0	2	0	.583	
Feb 23	vs Georgia State	*of	4	0	1	1	0	0	0	0	0	0	0	0	0	0	0	1	3	0	.536	
Feb 23	vs Texas State	*of	4	0	0	0	0	0	0	0	0	0	0	0	0	0	0	1	0	0	.469	
Feb 24	vs Georgia State	*of	4	0	3	1	0	0	0	0	0	0	0	0	0	0	0	0	0	0	.500	
Feb 27	at Radford	*of	2	0	0	0	0	0	0	1	0	0	0	1	0	0	0	0	3	0	.474	
Mar 01	at Georgia	*of	5	0	4	3	2	0	0	0	0	0	0	0	0	0	0	1	0	0	.512	
Mar 02	vs UAB	*of	2	3	2	0	1	0	0	1	0	0	0	0	0	0	0	0	3	1	.533	
Mar 02	at Georgia	*of	1	0	0	0	0	0	0	0	0	0	0	0	0	0	0	0	2	0	.222	
Mar 03	vs UAB	*of	3	0	0	0	0	0	0	0	0	0	0	0	0	0	0	0	5	0	.490	
Mar 09	GEORGIA TECH	*of	3	1	2	3	0	0	1	0	0	0	0	0	0	0	0	1	0	0	.500	
Mar 10	GEORGIA TECH-1	*of	4	0	2	0	1	0	0	0	0	0	0	0	0	0	0	0	3	0	.500	
Mar 10	GEORGIA TECH-2	*of	3	0	0	0	0	0	0	0	0	0	0	0	0	0	0	2	0	0	.475	
Totals			19gs	59	15	28	18	5	0	3	9	3	2	1	1	0	0	7	27	1	0	.475





DANI HUGNEY

Junior | 5-4
IF | R/R

Fairfax Station, Va.
Robinson Secondary School

Major: Biology

5

2017-18 ACC Academic Honor Roll

AT THE PLATE

- Has played in six games.
- Had an at-bat at Radford (2/27) as a pinch hitter.
- Appeared in one at-bat versus [RV] Texas State (2/22).
- Pinch-hit at Charleston Southern (2/17).
- Singled to right field and scored a run, as well as swiping a base versus Detroit Mercy (2/16).
- Notched one run and one stolen base on the road at College of Charleston (2/9).
- Appeared in four games in 2018.
- Drew two walks and scored two runs against Florida A&M (2/9).
- Came in as a pinch runner at No. 15 Florida State (3/18).
- Went 2 for 2 with doubles and a run scored against Hampton (5/2).

SEASON HIGHS

Hits 1 vs. Detroit Mercy (2/16/19)
Runs 1, 2x, last vs. Detroit Mercy (2/16/19)
RBIs
HRs
Walks
Stolen Bases 1, 2x, last vs. Detroit Mercy (2/16/19)
Hitting Streak

CAREER HIGHS

Hits 2, 2x, last vs. Hampton (5/2/18)
Runs 2 vs. Hampton (5/2/18)
RBIs
HRs
Walks 2 vs. Florida A&M (2/9/18)
Stolen Bases 1, 2x, last vs. Detroit Mercy (2/16/19)
Hitting Streak

2019 GAME-BY-GAME STATS

Date	Opponent	Pos	AB	R	H	RBI	2B	3B	HR	BB	SB	CS	HBP	SAC	SF	GDP	K	PO	A	E	Avg	
Feb 09	at Col. of Charleston	pr	0	1	0	0	0	0	0	0	0	0	0	0	0	0	0	0	0	0	0	1.000
Feb 16	vs Detroit Mercy	ph	1	1	1	0	0	0	0	0	0	0	0	0	0	0	0	0	0	0	0	500
Feb 17	at Charleston So.	ph	1	0	0	0	0	0	0	0	0	0	0	0	0	0	0	0	0	0	0	333
Feb 22	vs Texas State	ph	1	0	0	0	0	0	0	0	0	0	0	0	0	0	0	0	0	0	0	333
Feb 24	vs Georgia State	pr	0	0	0	0	0	0	0	0	0	0	0	0	0	0	0	0	0	0	0	250
Feb 27	at Radford	ph	1	0	0	0	0	0	0	0	0	0	0	0	0	0	0	0	0	0	0	250
Totals		Ugs	4	2	1	0	0	0	0	0	0	0	0	0	0	0	0	0	0	0	0	250



LAUREN DUFF

Senior | 5-8
C | R/R

Hickory HS
Chesapeake, Va.

Major: Criminology/Sociology

6

2016 ACC Freshman of the Year

2016 NFCA Mid-Atlantic Region third team

AT THE PLATE

- Finished with one hit and one RBI in the second contest versus Georgia State (2/24).
- Belted an RBI double, garnered two walks and a season-high 12 putouts behind the dish at Charleston Southern (2/17).
- Turned in a double and a single with an RBI and two runs scored versus Detroit Mercy (2/16).
- Had two hits, including a double versus Purdue (2/10).
- Was not on the team last season.
- In 2017, started all 53 games and set career highs with 48 hits, seven home runs and 21 RBIs.
- In 2016, had a remarkable freshman season, becoming Tech's first-ever ACC Freshman of the Year.
- Owned a team-high .347 batting average, slugging percentage of .605 and five homers.

SEASON HIGHS

Hits 2, 3x, last at Charleston Southern (2/16/19)
Runs 2 vs. Detroit Mercy (2/16/19)
RBIs 1, 5x, last at Georgia State (2/24/19)
HRs 2 at Charleston Southern (2/17/19)
Walks 6 games (2/10/19 – 2/17/19)
Stolen Bases
Hitting Streak


CAREER HIGHS

Hits 3, 4x, last at Western Carolina (4/25/17)
Runs 3, 2x, last vs. Virginia (4/30/16)
RBIs 6 vs. Virginia (4/30/16)
HRs 2, 2x, last vs. Seton Hall (2/26/17)
Walks 3 vs. Pitt (3/13/16)
Stolen Bases 1, 3x, last vs. Georgia Tech (3/31/17)
Hitting Streak 20 games (3/9/16 - 4/10/16)

2019 GAME-BY-GAME STATS

Date	Opponent	Pos	AB	R	H	RBI	2B	3B	HR	BB	SB	CS	HBP	SAC	SF	GDP	K	PO	A	E	Avg	
Feb 08	vs Wichita State	*c	2	0	0	0	0	0	0	0	0	0	0	0	0	0	0	0	0	0	0	.000
Feb 08	vs Central Michigan	ph	1	0	0	0	0	0	0	0	0	0	0	0	0	0	0	0	0	0	0	.000
Feb 09	vs Purdue	ph	1	0	0	0	0	0	0	0	0	0	0	0	0	0	0	0	0	0	0	.000
Feb 09	at Col. of Charleston	*c	3	1	1	0	0	0	0	0	0	0	0	0	0	0	0	0	0	0	0	.143
Feb 10	vs Purdue	*c	4	0	2	0	1	0	0	0	0	0	0	0	0	0	0	0	0	0	0	.273
Feb 16	vs Detroit Mercy	*c	4	2	2	1	1	0	0	0	0	0	0	0	0	0	0	0	0	0	0	.333
Feb 16	at Charleston So.	*dh	4	1	2	1	1	0	0	0	0	0	0	0	0	0	0	0	0	0	0	.368
Feb 17	vs ETSU	*c	3	0	1	0	0	0	0	0	0	0	0	0	0	0	0	0	0	0	0	.364
Feb 17	at Charleston So.	*c	2	1	1	1	1	0	0	0	0	0	0	0	0	0	0	0	0	0	0	.375
Feb 22	vs Texas State	*c	2	0	0	0	0	0	0	0	0	0	0	0	0	0	0	0	0	0	0	.346
Feb 23	vs Georgia State	*c	4	0	1	0	0	0	0	0	0	0	0	0	0	0	0	0	0	0	0	.333
Feb 24	vs Georgia State	*c	1	0	1	0	0	0	0	0	0	0	0	0	0	0	0	0	0	0	0	.355
Mar 01	at Georgia	*dh	2	0	0	0	0	0	0	0	0	0	0	0	0	0	0	0	0	0	0	.333
Mar 02	vs UAB	*c	3	0	0	0	0	0	0	0	0	0	0	0	0	0	0	0	0	0	0	.306
Mar 10	GEORGIA TECH-1	*c	2	0	1	0	0	0	0	0	0	0	0	0	0	0	0	0	0	0	0	.316
Totals		12g	38	5	12	5	4	0	0	3	0	0	0	0	0	0	0	0	0	0	0	.316





KEARA NAPOLI (KEER-UH)

Sophomore | 5-6
P | R/R

Cambridge HS/Georgia
Alpharetta, Ga.

Masters: Marketing

7

2018 SEC Academic Honor Roll

IN THE CIRCLE

- Has pitched in three games.
- Pitched in one inning against UAB (3/2).
- Came in the final inning at Radford (2/27), getting three outs and allowing only one hit to preserve the shutout.
- Debut as a Hokie came in the seventh inning versus Purdue (2/9).
- Pitched in 8.1 innings in Athens, fanning three batters and only allowing two earned runs.
- Led Cambridge High School to a 102-19 record with a career 1.04 ERA and 908 strikeouts.
- Guided the Bears to a GHSA state championship in 2016. Georgia's Gatorade Player of the Year.
- Won the Atlanta Journal Constitution (AJC) Player of the Year.
- Played on the 2016 USA Elite Select All-America Team.
- Played travel ball with the Ohana Tigers and Atlanta Vipers.
- Father, Joseph, was a body builder.
- Mother, Kerrie, competes in CrossFit Games and is currently ranked No. 43 in the world.

SEASON HIGHS

Innings (High) 1.0 at Radford (2/27/19)
 Strikeouts (High)
 Hits (Low) (Min. 1 IP) 1 at Radford (2/27/19)
 Runs (Low) (Min. 1 IP) 0 at Radford (2/27/19)
 Earned Runs (Low) (Min. 1 IP) 0 at Radford (2/27/19)
 Walks (Low) (Min. 1 IP) 0 at Radford (2/27/19)
 Number of Pitches (High) 13 vs. Purdue (2/9/19)

CAREER HIGHS

Innings (High) 2.0 at Kentucky (4/21/18)
 Strikeouts (High) 2 vs. Alabama (4/29/18)
 Hits (Low) (Min. 1 IP) 0 at USC Upstate (4/18/18)
 Runs (Low) (Min. 1 IP) 0, 4x, last vs. Northwestern 5/19/18)
 Earned Runs (Low) (Min. 1 IP) 0, 4x, last vs. Northwestern 5/19/18)
 Walks (Low) (Min. 1 IP) 0, 4x, last vs. Northwestern 5/19/18)
 Number of Pitches (High): 27 at Northwestern (5/19/18)

2019 GAME-BY-GAME STATS

Date	Opponent	GS	IP	H	R	ER	BB	SO	2B	3B	HR	WP	BK	HBP	IBB	Score	W-L	Sv	ERA	NP
Feb 09	vs Purdue	0.0	0	3	2	3	0	0	0	0	0	0	0	0	0	7-5	0-0	0	999.00	13
Feb 27	at Radford	1.0	1	0	0	0	0	0	0	0	0	0	0	0	0	10-0	0-0	0	14.00	10
Mar 02	vs UAB	0.2	4	4	4	1	0	2	0	0	1	0	0	0	0	8-6	0-0	0	25.20	17
Totals		0	1.2	5	7	6	4	0	2	0	0	1	0	0	0	25-11	0-0	0	25.20	-



KELSEY BENNETT

Freshman | 5-5
IF | R/R

Buford HS
Jefferson, Ga.

Major: University Studies

8

ACC Co-Player of the Week (3/5/19)

AT THE PLATE

- Nailed a home run versus UAB (3/3), her sixth.
- Brought in one run, a hit and a walk versus UAB (3/2).
- Collected two RBIs, two runs scored, one home run and earned two walks against No. 8 Georgia (3/1).
- Hit her fourth home run of the season at Radford (2/27), going oppo to right.
- Tied a career-high three hits, scored a career-best three runs and racked up her most RBIs in game with four against [RV] Texas State (2/23), hitting back-to-back home runs.
- Hit the first home run of her career at Charleston Southern (2/17), a solo homer to left center.
- Accomplished a career-high three hits, including a double in the first game against Purdue (2/9).
- In her college debut, started it off with a bang, recording two doubles, two RBIs, two hits and one run against [RV] Wichita State (2/8).
- Four-year letterwinner at Buford High School for coach Tony Wolfe.
- Three-time GHSA state champion.
- 2018 Gwinnett County Player of the Year.
- 2018 GHSA AAAAA Player of the Year.
- Brother is Connor, who currently plays in the Cincinnati Reds organization.

SEASON/CAREER HIGHS

Hits 3, 2x, last vs. [RV] Texas State (2/23/19)
 Runs 3 vs. [RV] Texas State (2/23/19)
 RBIs 4 vs. [RV] Texas State (2/23/19)
 HRs 2 vs. [RV] Texas State (2/23/19)
 Walks 2 at No. 8 Georgia (3/1/19)
 Stolen Bases 1 vs. Purdue (2/10/19)
 Hitting Streak 6 games (2/23/19 – 3/2/19)

2019 GAME-BY-GAME STATS

Date	Opponent	Pos	AB	R	H	RBI	2B	3B	HR	BB	SB	CS	HBP	SAC	SF	GDP	K	PO	A	E	Avg	
Feb 08	vs Wichita State	*3b	3	1	2	2	2	0	0	0	0	0	0	0	0	0	0	0	1	0	0	.667
Feb 08	vs Central Michigan	*3b	2	0	1	1	0	0	0	1	0	0	0	0	0	0	0	0	1	0	0	.500
Feb 09	vs Purdue	*3b	4	0	3	0	1	0	0	0	0	0	0	0	0	0	0	0	1	1	0	.657
Feb 09	at Col. of Charleston	*3b	2	1	1	0	0	0	0	1	0	0	0	0	0	0	0	0	1	0	0	.636
Feb 10	vs Purdue	*3b	3	0	1	0	0	0	0	1	1	0	0	0	0	0	0	0	1	0	0	.571
Feb 16	vs Detroit Mercy	*3b	2	0	0	0	0	0	0	0	0	0	0	0	0	0	0	0	1	1	0	.500
Feb 16	at Charleston So.	*3b	4	0	0	0	0	0	0	0	0	0	0	0	0	0	0	0	0	4	0	.400
Feb 17	vs ETSU	*3b	2	0	0	0	0	0	0	1	0	0	0	0	0	0	0	0	0	2	0	.364
Feb 17	at Charleston So.	*3b	3	1	1	1	0	0	0	1	0	0	0	0	0	0	0	0	1	0	0	.385
Feb 22	vs Texas State	*3b	2	0	2	1	0	0	0	0	0	0	0	0	0	0	0	0	0	0	0	.407
Feb 22	at South Florida	*3b	2	0	0	0	0	0	0	1	0	0	0	0	0	0	0	0	0	1	0	.379
Feb 23	vs Georgia State	*3b	4	0	2	1	0	0	0	0	0	0	0	0	0	0	0	0	0	1	0	.394
Feb 23	vs Texas State	*3b	3	3	3	4	0	0	2	0	0	0	0	0	0	0	0	0	0	0	5	.444
Feb 24	vs Georgia State	*3b	3	0	1	0	0	0	0	0	0	0	0	0	0	0	0	0	1	0	4	.436
Feb 27	at Radford	*3b	3	1	1	1	0	0	1	0	0	0	0	0	0	0	0	0	1	0	0	.429
Mar 01	at Georgia	*3b	1	2	1	2	0	0	1	2	0	0	1	0	0	0	0	0	0	0	2	.442
Mar 02	vs UAB	*3b	3	1	1	0	0	0	0	1	0	0	0	0	0	0	0	0	1	1	3	.435
Mar 02	at Georgia	*3b	2	0	0	0	0	0	0	0	0	0	0	0	0	0	0	0	0	0	2	.417
Mar 03	vs UAB	*3b	3	1	2	1	0	0	1	0	0	0	0	0	0	0	0	0	0	1	1	.431
Mar 09	GEORGIA TECH	*3b	2	0	1	0	0	0	1	0	0	0	0	0	0	0	0	0	0	1	2	.434
Mar 10	GEORGIA TECH-1	*3b	3	0	0	0	0	0	0	1	0	0	0	0	0	0	0	0	0	3	1	.411
Mar 10	GEORGIA TECH-2	*3b	3	1	1	0	0	0	0	0	0	0	0	0	0	0	0	0	0	0	4	.407
Totals			22gs	58	12	24	14	4	0	6	11	1	0	2	1	0	0	0	4	13	34	.407





AL VELAZQUEZ

Sophomore | 5-5
OF | L/L

Chanhassen/Minnesota
Aurora, Colo.

Major: Criminology

9

AT THE PLATE

- Currently on a nine-game hitting streak.
- Tallied a career-high four RBIs vs. Georgia Tech (3/10).
- Had a double down the left-field line at No. 8 Georgia (3/2).
- Collected one hit and one RBI versus UAB (3/2).
- Brought in two runs and two hits, including a triple at No. 8 Georgia (3/1).
- Went 1 for 2 with two RBIs, a run and a HBP at Radford (2/27).
- Recorded two hits, one run and one hit against [RV] Texas State (2/22).
- Racked up one hit in each game against Detroit Mercy (2/16), Charleston Southern (2/16) and ETSU (2/17).
- Notched two runs and a career-best three RBIs on three hits at College of Charleston (2/9).
- Appeared in 22 games (8 starts) at Minnesota last year.
- Batted .235 with two doubles, four runs scored and five RBIs.
- A part of the 2018 Big Ten Tournament champions.

SEASON HIGHS

Hits 3 at College of Charleston (2/9/19)
Runs 3 vs. Purdue (2/10/19)
RBIs 4 vs. Georgia Tech (3/10/19)
HRs
Walks 2 vs. Purdue (2/9/19)
Stolen Bases 1 vs. Purdue (2/10/19)
Hitting Streak 9 games (2/8/19 – 2/17/19)

CAREER HIGHS

Hits 3 at College of Charleston (2/9/19)
Runs 3 vs. Purdue (2/10/19)
RBIs 4 vs. Georgia Tech (3/10/19)
HRs
Walks 2 vs. Purdue (2/9/19)
Stolen Bases 1, 2x, last vs. Purdue (2/10/19)
Hitting Streak 9 games (2/8/19 – 2/17/19)

2019 GAME-BY-GAME STATS

Date	Opponent	Pos	AB	R	H	RBI	2B	3B	HR	BB	SB	CS	HBP	SAC	SF	GDP	K	PO	A	E	Avg	
Feb 08	vs Wichita State	*of	4	1	1	0	0	0	0	0	0	0	0	0	0	0	0	0	0	0	0	.250
Feb 08	vs Central Michigan	*of	4	1	2	0	0	0	0	0	0	0	0	0	0	0	0	0	0	0	0	.375
Feb 09	vs Purdue	*of	1	1	1	0	0	0	0	0	0	0	0	0	0	0	0	0	0	0	0	.444
Feb 09	at Col. of Charleston	*of	4	2	3	3	0	0	0	0	0	0	0	0	0	0	0	0	0	0	0	.538
Feb 10	vs Purdue	*of	3	3	2	0	0	0	0	0	1	0	0	0	0	0	0	0	0	0	0	.562
Feb 16	vs Detroit Mercy	*of	2	1	1	0	0	0	0	0	1	0	0	0	0	0	0	0	0	0	0	.556
Feb 16	at Charleston So.	*of	3	0	1	0	0	0	0	0	0	0	0	0	0	0	0	0	0	0	0	.524
Feb 17	vs ETSU	*of	4	1	1	0	1	0	0	0	0	0	0	0	0	0	0	0	0	0	0	.467
Feb 17	at Charleston So.	*of	5	1	2	0	0	0	0	0	0	0	0	0	0	0	0	0	0	0	0	.469
Feb 22	vs Texas State	*of	2	1	1	0	0	0	0	0	0	0	0	0	0	0	0	0	0	0	0	.469
Feb 22	at South Florida	*of	3	0	0	0	0	0	0	0	0	0	0	0	0	0	0	0	0	0	0	.429
Feb 23	vs Georgia State	*of	4	1	1	0	0	0	0	0	0	0	0	0	0	0	0	0	0	0	0	.410
Feb 23	vs Texas State	*of	4	0	0	1	0	0	0	0	0	0	0	0	0	0	0	0	0	0	0	.372
Feb 24	vs Georgia State	*of	4	0	2	0	0	0	0	0	0	0	0	0	0	0	0	0	0	0	0	.363
Feb 27	at Radford	*of	2	1	1	2	0	0	0	0	0	0	0	0	0	0	0	0	0	0	0	.398
Mar 01	at Georgia	*of	4	2	2	1	0	0	0	0	0	0	0	0	0	0	0	0	0	0	0	.396
Mar 02	vs UAB	*of	5	0	1	1	0	0	0	0	0	0	0	0	0	0	0	0	0	0	0	.379
Mar 02	at Georgia	*of	2	0	1	0	0	0	0	0	0	0	0	0	0	0	0	0	0	0	0	.381
Mar 03	vs UAB	*of	3	0	1	0	0	0	0	0	0	0	0	0	0	0	0	0	0	0	0	.381
Mar 09	GEORGIA TECH	*of	3	1	1	0	0	0	0	0	0	0	0	0	0	0	0	0	0	0	0	.379
Mar 10	GEORGIA TECH-1	*of	4	1	2	4	0	0	1	0	0	0	0	0	0	0	0	0	0	0	0	.386
Mar 10	GEORGIA TECH-2	*of	4	1	1	0	0	0	0	0	0	0	0	0	0	0	0	0	0	0	0	.378
Totals			22gs	74	19	28	14	3	1	0	1	0	0	0	0	0	1	1	0	0	0	.378



OLIVIA LATTIN

Senior | 5-6
IF | R/R

Kingston HS
Kingston, N.Y.

Major: Finance

10

AT THE PLATE

- Registered two runs, two hits and one RBI along with a home run versus Purdue (2/9) before being injured in a collision at first base.
- Finished with a hit and a run versus Central Michigan (2/8).
- Scored two runs, three hits and finished with one RBI in the victory over [RV] Wichita State (2/8).
- Started and played in every game at second base in 2018.
- Posted 11 doubles and six home runs for the second consecutive season. Ranked second on the team with 114 assists.
- Led the team with 69 total bases, 19 RBI and tied for the team lead with 11 doubles.

SEASON HIGHS

Hits 3 vs. [RV] Wichita State (2/8/19)
Runs 2, 2x, last vs. Purdue (2/9/19)
RBIs 1, 2x, last vs. Purdue (2/9/19)
HRs 1 vs. Purdue (2/9/19)
Walks
Stolen Bases
Hitting Streak 3 games (2/8/19 – 2/9/19)

CAREER HIGHS

Hits 3, 6x, last vs. [RV] Wichita State (2/8/19)
Runs 3 vs. Pitt (3/12/16)
RBIs 5 vs. Hampton (4/3/16)
HRs 2 vs. Western Carolina (4/19/16)
Walks 3, 2x, last vs. Louisville 4/14/17)
Stolen Bases 2 vs. Coppin State (2/25/17)
Hitting Streak 7 games (2/26/17 - 3/10/17)

2019 GAME-BY-GAME STATS

Date	Opponent	Pos	AB	R	H	RBI	2B	3B	HR	BB	SB	CS	HBP	SAC	SF	GDP	K	PO	A	E	Avg	
Feb 08	vs Wichita State	*2b	4	2	3	1	0	0	0	0	0	0	0	0	0	0	0	0	0	0	0	.750
Feb 08	vs Central Michigan	*2b	4	1	1	0	0	0	0	0	0	0	0	0	0	0	0	0	0	0	0	.500
Feb 09	vs Purdue	*2b	3	2	2	1	0	0	1	0	0	0	0	0	0	0	0	0	0	0	0	.545
Totals			3gs	11	5	6	2	0	0	0	0	0	0	0	0	0	0	0	0	0	0	.545





CANA DAVIS

Sophomore | 5-9
OF | R/R

Turner Ashby HS
Harrisonburg, Va.

Major: Multimedia Journalism

11

AT THE PLATE

- Earned a walk in the second matchup with UAB (3/3).
- Recorded an RBI double at No. 8 Georgia (3/1).
- Scored a run at Radford (2/27).
- Earned a walk versus Georgia State (2/24).
- Owned one hit against [RV] Texas State (2/23).
- Tallied a hit at USF (2/22).
- Earned a hit and one run versus Central Michigan (2/8/19).
- Posted one run and one hit in the win over [RV] Wichita State (2/8).
- Registered 25 starts in 34 games played in 2018.
- Ranked second on the team with a .250 batting average in ACC play.
- Had three doubles and a triple against conference opponents.
- Posted four multi-hit games.

SEASON HIGHS

Hits: 1, 5x, last at No. 8 Georgia (3/1/19)
 Runs: 1, 3x, last at Radford (2/27/19)
 RBIs: 1 at No. 8 Georgia (3/1/19)
 HRs
 Walks: 1, 3x, last vs. UAB (3/3/19)
 Stolen Bases
 Hitting Streak: 4 games (2/8/19 – 2/23/19)

CAREER HIGHS

Hits: 2, 4x, last at Virginia (4/14/18)
 Runs: 1, 9x, last at Radford (2/27/19)
 RBIs: 1, 3x, last at No. 8 Georgia (3/1/19)
 Walks: 2 vs. Florida A&M (2/9/18)
 Stolen Bases
 Hitting Streak: 4 games, 2x, last (2/8/19 – 2/23/19)

2019 GAME-BY-GAME STATS

Date	Opponent	Pos	AB	R	H	RBI	2B	3B	HR	BB	SB	CS	HBP	SAC	SF	GDP	K	PO	A	E	Avg	
Feb 08	vs Wichita State	*of	3	1	1	0	0	0	0	0	0	0	0	0	0	0	0	0	0	0	0	.333
Feb 08	vs Central Michigan	*of	2	1	1	0	0	0	0	1	0	0	0	0	0	0	0	0	0	0	0	.400
Feb 22	at South Florida	*dh	3	0	1	0	0	0	0	0	0	0	0	0	0	0	1	0	0	0	0	.375
Feb 23	vs Texas State	*dh	3	0	1	0	0	0	0	0	0	1	1	0	0	0	0	1	0	0	0	.364
Feb 24	vs Georgia State	*dh	3	0	0	0	0	0	0	1	0	0	0	0	0	0	0	0	0	0	0	.286
Feb 27	at Radford	*dh	2	1	0	0	0	0	0	0	0	0	0	0	0	0	0	1	0	0	0	.250
Mar 01	at Georgia	ph	1	0	1	1	0	0	0	0	0	0	0	0	0	0	0	0	0	0	0	.294
Mar 02	vs UAB	*dh	2	0	0	0	0	0	0	0	0	0	0	0	0	0	2	0	0	0	0	.263
Mar 03	vs UAB	ph	0	0	0	0	0	0	0	1	0	0	0	0	0	0	0	0	0	0	0	.263
Mar 09	GEORGIA TECH	*dh	3	0	0	0	0	0	0	0	0	0	0	0	0	0	1	0	0	0	0	.227
Mar 10	GEORGIA TECH-1	*dh	2	0	0	0	0	0	0	0	0	0	0	0	0	0	2	0	0	0	0	.208
Totals		9gs	24	3	5	1	1	0	0	3	0	1	1	0	0	0	8	0	0	0	0	.208



HANNAH JONES

Junior | 5-6
IF | L/R

Orange County HS
Orange, Va.

Major: Public Relations

12

AT THE PLATE

- Had one at-bat versus UAB (3/2).
- Garnered a walk at Radford (2/27).
- Earned one walk against [RV] Texas State (2/22).
- Was a pinch-hitter against ETSU (2/17) and Charleston Southern (2/16).
- Knocked a three-run home run versus Detroit Mercy (2/16).
- Appeared in the road win over College of Charleston (2/9).
- Accomplished an RBI versus Central Michigan (2/8).
- Appeared in 18 games and registered eight starts.
- Five of her 10 hits came off the bench.
- Went 2 for 2 with four RBI vs. Florida A&M (2/9).
- Went 2 for 3 in a 6-4 win vs. Iowa State (3/4).
- Had a pinch hit two RBI double at No. 15 Florida State (3/17).
- Scored a run and a hit a double at No. 15 Florida State (3/18).

SEASON HIGHS

Hits: 1 vs. Detroit Mercy (2/16/19)
 Runs: 1 vs. Detroit Mercy (2/16/19)
 RBIs: 3, vs. Detroit Mercy (2/16/19)
 HRs: 1 vs. Detroit Mercy (2/16/19)
 Walks: 1, 3x, last at Radford (2/27/19)
 Stolen Bases
 Hitting Streak

CAREER HIGHS

Hits: 2, 3x, last vs. Iowa State (3/4/18)
 Runs: 2 vs. Coppin State (2/24/17)
 RBIs: 4 vs. Florida A&M (2/24/17)
 HRs: 1, 2x, last vs. Detroit Mercy (2/16/19)
 Walks: 1, 10x, last at Radford (2/27/19)
 Stolen Bases
 Hitting Streak: 2 games (3/17/18 - 3/18/18)

2019 GAME-BY-GAME STATS

Date	Opponent	Pos	AB	R	H	RBI	2B	3B	HR	BB	SB	CS	HBP	SAC	SF	GDP	K	PO	A	E	Avg	
Feb 08	vs Central Michigan	ph	1	0	0	1	0	0	0	0	0	0	0	0	0	0	0	0	0	0	0	.000
Feb 09	at Col. of Charleston	ph	0	0	0	0	0	0	0	1	0	0	0	0	0	0	0	0	0	0	0	.000
Feb 16	vs Detroit Mercy	ph/lf	1	1	1	3	0	0	1	0	0	0	0	0	0	0	0	0	0	0	0	.500
Feb 16	at Charleston So.	ph	1	0	0	0	0	0	0	0	0	0	0	0	0	0	0	0	0	0	0	.333
Feb 17	vs ETSU	ph	1	0	0	0	0	0	0	0	0	0	0	0	0	0	0	0	0	0	0	.250
Feb 22	vs Texas State	ph	0	0	0	0	0	0	0	1	0	0	0	0	0	0	0	0	0	0	0	.250
Feb 27	at Radford	ph	0	0	0	0	0	0	0	1	0	0	0	0	0	0	0	0	0	0	0	.250
Mar 02	vs UAB	ph	1	0	0	0	0	0	0	0	0	0	0	0	0	0	0	0	0	0	0	.200
Totals		9gs	5	1	1	4	0	0	1	3	0	0	0	0	0	0	2	0	0	0	0	.200





CAITLYN NOLAN

Senior | 5-7
IF | R/R

Marlboro County HS
Bennettsville, S.C.

Major: Human Development
& Sociology

13

Louisville Slugger/NFCA DI National POTW (2/12/19)
ACC Player of the Week (2/12/19)
2017-18 ACC Academic Honor Roll

AT THE PLATE

- Tied her career-high in home runs in a game with two versus UAB (3/2), recording three RBIs.
- Earned two walks at No. 8 Georgia (3/1).
- Went a perfect 3 for 3 at Radford (2/27), tallying two home runs and a double with three RBIs and three runs scored.
- Notched an RBI double versus [RV] Texas State (2/23).
- Drove in three runs and scored two herself with two hits against Detroit Mercy (2/16).
- Recorded extra-base hits and at least one RBI in all five games opening weekend.
- Had two hits and three RBIs in the season opener against [RV] Wichita State (2/8).

SEASON HIGHS

Hits 3, 2x, last at Radford (2/27/19)
 Runs 3, 2x, last at Radford (2/27/19)
 RBIs 3, 4x, last vs. UAB (3/2/19)
 HRs 2, 2x, last vs. UAB (3/2/19)
 Walks 2 at No. 8 Georgia (3/1/19)
 Stolen Bases 1, 4x, last at Charleston Southern (2/16/19)
 Hitting Streak 7 games (2/8/19 - 2/16/19)

CAREER HIGHS

Hits 3, 4x, last at Radford (2/27/19)
 Runs 3, 2x, last at Radford (2/27/19)
 RBIs 4, 2x, last vs. Charlotte (4/4/18)
 HRs 2, 2x, last vs. UAB (3/2/19)
 Walks 3 vs. Michigan (2/20/16)
 Stolen Bases 1, 8x, last Charleston Southern (2/16/19)
 Hitting Streak 7 games (2/8/19 - 2/16/19)

2019 GAME-BY-GAME STATS

Date	Opponent	Pos	AB	R	H	RBI	2B	3B	HR	BB	SB	CS	HBP	SAC	SF	GDP	K	PO	A	E	Avg	
Feb 08	vs Wichita State	*ss	2	3	2	3	0	0	1	1	1	0	0	0	0	0	0	1	1	1	1.000	
Feb 08	vs Central Michigan	*ss	3	3	2	2	0	0	1	0	0	0	0	0	0	0	1	4	0	0	.800	
Feb 09	vs Purdue	*ss	3	2	2	1	1	0	0	1	1	0	0	0	0	0	3	4	1	0	.750	
Feb 09	at Col. of Charleston	*ss	4	1	3	2	1	0	0	0	0	0	0	0	0	0	1	0	0	0	.750	
Feb 10	vs Purdue	*ss	2	0	1	1	0	0	0	1	1	0	0	0	0	0	2	1	0	0	.714	
Feb 16	vs Detroit Mercy	*ss	4	1	2	3	0	0	0	0	0	0	0	0	0	0	2	0	0	0	.667	
Feb 16	at Charleston So.	*ss	4	0	1	0	0	0	0	0	1	0	0	0	0	0	1	3	0	0	.591	
Feb 17	vs ETSU	*ss	4	0	0	0	0	0	0	1	0	0	0	0	0	0	2	5	0	0	.500	
Feb 17	at Charleston So.	*ss	4	1	1	0	0	0	0	0	0	0	0	0	0	0	0	2	2	0	.467	
Feb 22	vs Texas State	*ss	3	0	0	0	0	0	0	0	0	0	0	0	0	0	0	2	3	0	.452	
Feb 22	at South Florida	*ss	3	0	0	0	0	0	0	0	0	0	0	0	0	0	1	3	0	0	.412	
Feb 23	vs Georgia State	*ss	4	0	0	0	0	0	0	0	0	0	0	0	0	0	2	2	0	0	.368	
Feb 23	vs Texas State	*ss	4	0	1	1	0	0	0	0	0	0	0	0	0	0	0	0	2	2	.357	
Feb 24	vs Georgia State	*ss	4	0	1	0	0	0	0	0	0	0	0	0	0	0	3	0	0	0	.348	
Feb 27	at Radford	*ss	3	3	3	3	1	0	2	0	0	0	0	0	0	0	0	1	1	0	.365	
Mar 01	at Georgia	*ss	3	0	0	0	0	0	2	0	0	0	0	0	0	0	0	3	3	1	.365	
Mar 02	vs UAB	*ss	4	2	2	3	0	0	2	0	0	0	0	0	0	0	0	1	1	0	.375	
Mar 02	at Georgia	*ss	2	0	0	0	0	0	0	0	0	0	0	0	0	0	1	0	0	0	.362	
Mar 03	vs UAB	*ss	2	0	0	0	0	0	1	0	0	0	0	0	0	0	0	1	0	0	.350	
Mar 03	at Georgia	*ss	3	0	0	0	0	0	0	0	0	0	0	0	0	0	0	6	0	0	.333	
Mar 09	GEORGIA TECH	*ss	3	0	0	0	0	0	0	0	0	0	0	0	0	0	0	0	0	0	.333	
Mar 10	GEORGIA TECH-1	*ss	3	1	1	1	0	0	1	0	0	0	0	0	0	0	0	0	0	0	.333	
Mar 10	GEORGIA TECH-2	*ss	2	0	0	0	0	0	0	0	0	0	0	0	0	0	1	0	0	0	.324	
Totals			22gs	66	17	22	21	5	0	7	10	4	0	0	0	0	3	0	2	31	41	.324



EMMA STROUTH

Senior | 5-7
OF | R/R

Southeast Guilford
Julian, N.C.

Major: Animal & Poultry Sciences

14

AT THE PLATE

- Garnered a two-run home run versus Georgia Tech (3/10).
- Had a single and scored a run versus UAB (3/2).
- Scored one run for Tech off a walk at No. 8 Georgia (3/1).
- Went 1 for 3 with an RBI at Radford (2/27).
- Recorded three hits, two RBIs and two runs scored against Georgia State (2/23).
- Tallied two hits, one run scored and a stolen base versus ETSU (2/17).
- Tied her season high for hits with three at Charleston Southern (2/16), while driving in two runs and scoring one herself.
- Recorded three hits, including Tech's first triple of the season, and three RBIs in the second matchup against Purdue (2/10).
- Tallied a double, two RBIs and a stolen base vs. Purdue (2/9).
- Opened the year with a double, single, RBI and two runs versus [RV] Wichita State (2/8).

SEASON HIGHS

Hits 3, 3x, last vs. Georgia State (2/23/19)
 Runs 3 vs. [RV] Texas State (2/23/19)
 RBIs 3 vs. Purdue (2/10/19)
 HRs 1, 3x, last vs. UAB (3/3/19)
 Walks 1, 4x, last at No. 8 Georgia (3/1/19)
 Stolen Bases 1, 3x, last vs. Georgia State (2/24/19)
 Hitting Streak 9 games (2/8/19 - 2/17/19)

CAREER HIGHS

Hits 3, 10x, last vs. Georgia State (2/23/19)
 Runs 3, 2x, last vs. [RV] Texas State (2/23/19)
 RBIs 5 vs. Western Carolina (4/19/16)
 HRs 1, 16x, last vs. UAB (3/3/19)
 Walks 2, 6x, last vs. [RV] Texas State (2/23/19)
 Stolen Bases 1, 7x, last vs. Georgia State (2/24/19)
 Hitting Streak 10 games (2/24/18 - 3/6/18)

2019 GAME-BY-GAME STATS

Date	Opponent	Pos	AB	R	H	RBI	2B	3B	HR	BB	SB	CS	HBP	SAC	SF	GDP	K	PO	A	E	Avg
Feb 08	vs Wichita State	*of	4	2	2	1	1	0	0	0	0	0	0	0	0	0	1	0	0	0	.500
Feb 08	vs Central Michigan	*of	4	1	2	2	0	0	0	1	0	0	0	0	0	0	1	0	0	0	.500
Feb 09	vs Purdue	*of	3	1	2	2	0	0	0	0	0	0	0	0	0	0	0	0	0	0	.455
Feb 09	at Col. of Charleston	*of	3	2	2	2	0	0	0	1	0	0	0	0	0	0	0	0	0	0	.500
Feb 10	vs Purdue	*of	4	0	3	3	2	1	0	0	0	0	0	0	0	0	0	0	0	0	.556
Feb 16	vs Detroit Mercy	*of	2	1	1	1	0	0	0	0	0	0	0	0	0	0	0	0	0	0	.500
Feb 16	at Charleston So.	*of	4	1	3	2	0	0	0	0	0	0	0	0	0	0	0	0	0	0	.583
Feb 17	vs ETSU	*of	4	1	2	0	0	0	0	0	0	0	0	0	0	0	0	0	0	0	.571
Feb 17	at Charleston So.	*of	3	1	1	1	0	0	0	1	0	0	0	0	0	0	0	0	0	0	.548
Feb 22	vs Texas State	*of	3	0	1	2	0	0	0	0	0	0	0	0	0	0	0	0	0	0	.545
Feb 22	at South Florida	*of	3	0	0	0	0	0	0	0	0	0	0	0	0	0	0	0	0	0	.500
Feb 23	vs Georgia State	*of	4	2	3	2	0	0	1	0	0	0	0	0	0	0	0	0	0	0	.525
Feb 23	vs Texas State	*of	3	3	3	2	0	0	1	0	0	0	0	0	0	0	0	0	0	0	.535
Feb 24	vs Georgia State	*of	4	1	1	0	0	0	0	0	0	0	0	0	0	0	0	0	0	0	.511
Feb 27	at Radford	*of	3	1	1	0	0	0	0	0	0	0	0	0	0	0	0	0	0	0	.500
Mar 01	at Georgia	*of	4	1	0	0	0	0	0	1	0	0	0	0	0	0	0	0	0	0	.463
Mar 02	vs UAB	*of	4	1	0	0	0	0	0	0	0	0	0	0	0	0	0	0	0	0	.448
Mar 02	at Georgia	*of	2	0	0	0	0	0	0	0	0	0	0	0	0	0	0	0	0	0	.433
Mar 03	vs UAB	*of	3	1	1	2	0	0	1	0	0	0	0	0	0	0	0	0	0	0	.429
Mar 09	GEORGIA TECH	*of	3	1	1	0	0	0	0	0	0	0	0	0	0	0	0	0	0	0	.409
Mar 10	GEORGIA TECH-1	*of	3	1	1	0	0	0	0	0	0	0	0	0	0	0	0	0	0	0	.406
Mar 10	GEORGIA TECH-2	*of	2	1	1	2	0	0	1	0	0	0	0	0	0	0	0	0	0	0	.408
Totals			22gs	71	23	29	22	4	1	4	6	3	0	1	0	1	1	3	27	0	.408





MEREDITH SLAW

Freshman | 5-11
IF | L/R

Rappahannock HS
Warsaw, Va.

Major: Business

16

AT THE PLATE

- Collected her first multi-hit game of her career versus UAB (3/2), owning a single and a home run.
- Turned in an RBI at Radford (2/27) as a pinch hitter.
- Homered and drove in two runs versus [RV] Texas State (2/23).
- Hit her first home run at the college level at Charleston Southern (2/17), a three-run shot to right center.
- Posted her first-ever double versus Detroit Mercy (2/16), driving in a run.
- Notched a base hit, RBI and scored a run at College of Charleston (2/9).
- First hit was in the season opener vs. [RV] Wichita State (2/8).
- Three-sport athlete in high school, playing softball, basketball and volleyball.
- Four-year letterwinner in softball and basketball for coach Ellen Gaines in both sports.
- Two-time all-state selection.
- Three-time conference Player of the Year.
- Two-time region Player of the Year.
- VHSL Player of the Year.
- Comes from an athletics family - uncle played for the Los Angeles Dodgers' AAA team.
- Has a cousin currently playing catcher for Wake Forest.
- Had two cousins run track for Virginia and William & Mary.

SEASON/CAREER HIGHS

SEASON/CAREER HIGHS
 Hits 2 v. UAB (3/2/19)
 Runs 1, 4x, last vs. UAB (3/2/19)
 RBIs 3 at Charleston Southern (2/17/19)
 HRs 1, 3x, last vs. UAB (3/2/19)
 Walks
 Stolen Bases
 Hitting Streak: 4 games (2/9/19 - 2/16/19)

2019 GAME-BY-GAME STATS

Date	Opponent	Pos	AB	R	H	RBI	2B	3B	HR	BB	SB	CS	HBP	SAC	SF	GDP	K	PO	A	E	Avg	
Feb 08	vs Wichita State	ph	1	0	0	0	0	0	0	0	0	0	0	0	0	0	0	0	0	0	0	1.000
Feb 08	vs Central Michigan	*dh	2	0	1	0	0	0	0	0	0	0	0	0	0	0	0	0	0	0	0	.667
Feb 09	vs Purdue	*dh	4	0	0	0	0	0	0	0	0	0	0	0	0	0	0	0	0	0	0	.286
Feb 09	at Col. of Charleston	*dh	3	1	1	0	0	0	0	0	0	0	0	0	0	0	0	0	0	0	0	.300
Feb 10	vs Purdue	*dh	3	0	1	0	0	0	0	0	0	0	0	0	0	0	0	0	0	0	0	.308
Feb 16	vs Detroit Mercy	*dh	2	0	1	1	0	0	0	0	0	0	0	0	0	0	0	0	0	0	0	.333
Feb 16	at Charleston So.	ph	1	0	1	1	0	0	0	0	0	0	0	0	0	0	0	0	0	0	0	.375
Feb 17	vs ETSU	ph	2	0	0	0	0	0	0	0	0	0	0	0	0	0	0	0	0	0	0	.333
Feb 17	at Charleston So.	ph	1	1	1	3	0	0	1	0	0	0	0	0	0	0	0	0	0	0	0	.368
Feb 22	vs Texas State	*dh	2	0	0	0	0	0	0	0	0	0	0	0	0	0	0	0	0	0	0	.333
Feb 23	vs Texas State	ph	1	1	1	2	0	0	1	0	0	0	0	0	0	0	0	0	0	0	0	.364
Feb 27	at Radford	ph	2	1	0	0	1	0	0	0	0	0	0	0	0	0	0	0	0	0	0	.348
Mar 02	vs UAB	ph/dh	2	2	2	2	0	0	1	0	0	0	0	0	0	0	0	0	0	0	0	.400
Mar 02	at Georgia	*dh	2	0	0	0	0	0	0	0	0	0	0	0	0	0	0	0	0	0	0	.370
Mar 03	vs UAB	*dh	3	0	0	0	0	0	0	0	0	0	0	0	0	0	0	0	0	0	0	.333
Mar 09	GEORGIA TECH	*dh	1	0	0	0	0	0	0	0	0	0	0	0	0	0	0	0	0	0	0	.323
Mar 09	GEORGIA TECH	ph	1	0	0	0	0	0	0	0	0	0	0	0	0	0	0	0	0	0	0	.323
Totals			8gs	31	4	10	11	1	0	3	0	0	0	1	0	0	0	4	0	0	0	.323



MACKENZIE LAWTER

Sophomore | 5-5
C | R/R

Halifax County HS
South Boston, Va.

Major: Multimedia Journalism
& Political Science

18

2017-18 ACC Academic Honor Roll

AT THE PLATE

- Notched one scored run and a hit versus UAB (3/3).
- Scored one run at No. 8 Georgia (3/1).
- Posted an RBI single and a stolen base at Radford (2/27).
- Hit a two-run homer against Georgia State (2/24).
- Belted a solo home run down the left-field line on her way to a career-high three hits versus ETSU (2/17).
- Had a season-high 14 putouts behind the dish vs. Purdue (2/9).
- Graduated from high school a semester early and joined the Hokies in January 2018.
- Threw out six base runners on 11 attempts in 2018.
- Caught two runners stealing vs. No. 20 Michigan.
- Recorded her first career hit vs. Florida A&M (2/9).
- Father played baseball at Longwood University and was recognized as Virginia Player of the Year in 1985.

SEASON HIGHS

Hits 3 vs. ETSU (2/17/19)
 Runs 3 vs. ETSU (2/17/19)
 RBIs 2 vs. Georgia State (2/24/19)
 HRs 1, 2x, last vs. Georgia State (2/24/19)
 Walks 1 vs. ETSU (2/17/19)
 Stolen Bases 1, 2x, last at Radford (2/27/19)
 Hitting Streak 2 games (2/24/19 - 2/27/19)

CAREER HIGHS

Hits 3 vs. ETSU (2/17/19)
 Runs 3 vs. ETSU (2/17/19)
 RBIs 2 vs. Georgia State (2/24/19)
 HRs 1, 2x, last vs. Georgia State (2/24/19)
 Walks 1 vs. ETSU (2/17/19)
 Stolen Bases 1, 2x, last at Radford (2/27/19)
 Hitting Streak 2 games (2/24/19 - 2/27/19)

2019 GAME-BY-GAME STATS

Date	Opponent	Pos	AB	R	H	RBI	2B	3B	HR	BB	SB	CS	HBP	SAC	SF	GDP	K	PO	A	E	Avg	
Feb 08	vs Central Michigan	*c	2	0	0	0	0	0	0	0	0	0	0	0	0	0	0	0	0	0	0	.000
Feb 09	vs Purdue	*c	3	0	0	0	0	0	0	0	0	0	0	0	0	0	0	0	0	0	0	.000
Feb 16	at Charleston So.	*c/pr	2	0	0	0	0	0	0	0	0	0	0	0	0	0	0	0	0	0	0	.000
Feb 17	vs ETSU	*c	3	3	3	1	0	0	1	1	1	0	0	0	0	0	0	0	0	0	0	.300
Feb 22	at South Florida	*c	2	1	0	0	0	0	0	0	0	0	0	0	0	0	0	0	0	0	0	.250
Feb 23	vs Texas State	*c	1	0	0	0	0	0	0	0	0	0	0	0	0	0	0	0	0	0	0	.231
Feb 24	vs Georgia State	*c	2	1	1	2	0	0	1	0	0	0	0	0	0	0	0	0	0	0	0	.267
Feb 27	at Radford	*c	3	1	1	1	0	0	0	1	0	0	0	0	0	0	0	0	0	0	0	.278
Mar 01	at Georgia	*c	1	0	0	0	0	0	0	0	0	0	0	0	0	0	0	0	0	0	0	.238
Mar 02	at Georgia	*c	2	0	0	0	0	0	0	0	0	0	0	0	0	0	0	0	0	0	0	.217
Mar 03	vs UAB	*c	3	1	1	1	0	0	0	0	0	0	0	0	0	0	0	0	0	0	0	.231
Mar 09	GEORGIA TECH	*c	2	0	0	0	0	0	0	0	0	0	0	0	0	0	0	0	0	0	0	.214
Mar 10	GEORGIA TECH-2	*c	2	0	0	0	0	0	0	0	0	0	0	0	0	0	0	0	0	0	0	.214
Totals			13gs	28	8	6	4	0	2	1	2	0	2	0	0	0	0	4	7	2	2	.214





KINSEY JOHNSON

Senior | 5-9
OF | R/R

River Hill HS
Highland, Md.

Major: Marketing Management

19

2017-18 ACC Academic Honor Roll

AT THE PLATE

- Scored one run versus UAB (3/3).
- Stole a base in the second game against Georgia State (2/24).
- Scored a run in the first game (2/23)
- Pinched-ran and swiped a base at Charleston Southern (2/17).
- Pinched-hit against Detroit Mercy (2/16), earning a walk and later scoring.
- Registered a hit and scored a run in the first matchup versus Purdue (2/9).
- Appeared in 31 games in 2018.
- Virginia Tech's top option off the bench as a pinch runner.
- Went 4 for 5 on stolen base attempts.
- Had 10 runs scored, a career-high.
- The Hokies were 7-3 when she scored a run .

SEASON HIGHS

Hits 1 vs. Purdue (2/9/19)
Runs 1, 4x, last vs. UAB (3/3/19)
RBIs 1 vs. Detroit Mercy (2/16/19)
HRs
Walks 1 vs. Detroit Mercy (2/16/19)
Stolen Bases 1, 2x, last vs. Georgia State (2/24/19)
Hitting Streak

CAREER HIGHS

Hits 3 at NC State (3/5/16)
Runs 1, 20x, last vs. UAB (3/3/19)
RBIs 2 at Western Carolina (4/25/17)
HRs 1 at Western Carolina (4/25/17)
Walks 2 vs. Mercer (4/2/16)
Stolen Bases 1, 10x, last vs. Georgia State (2/24/19)
Hitting Streak 2 games (4/18/17 - 4/19/17)

2019 GAME-BY-GAME STATS

Date	Opponent	Pos	AB	R	H	RBI	2B	3B	HR	BB	SB	CS	HBP	SAC	SF	GDP	K	PO	A	E	Avg	
Feb 08	vs Central Michigan	pr/of	0	0	0	0	0	0	0	0	0	0	0	0	0	0	0	0	0	0	0	.000
Feb 09	vs Purdue	pr/of	1	1	1	0	0	0	0	0	0	0	0	0	0	0	0	0	0	0	0	1.000
Feb 16	vs Detroit Mercy	pr/dh	0	1	0	1	0	0	0	0	0	0	0	0	0	0	0	0	0	0	0	1.000
Feb 17	at Charleston So.	pr	0	0	0	0	0	0	0	0	0	0	0	0	0	0	0	0	0	0	0	0.000
Feb 22	vs Texas State	ph	1	0	0	0	0	0	0	0	0	0	0	0	0	0	1	0	0	0	0	.500
Feb 22	at South Florida	pr	0	0	0	0	0	0	0	0	0	0	0	0	0	0	0	0	0	0	0	.500
Feb 23	vs Georgia State	pr	0	1	0	0	0	0	0	0	0	0	0	0	0	0	0	0	0	0	0	.500
Feb 24	vs Georgia State	pr	0	0	0	0	0	0	0	0	0	0	0	0	0	0	0	0	0	0	0	.500
Mar 01	at Georgia	pr	0	0	0	0	0	0	0	0	0	0	0	0	0	0	0	0	0	0	0	.500
Mar 03	vs UAB	pr	0	1	0	0	0	0	0	0	0	0	0	0	0	0	0	0	0	0	0	.500
Mar 08	GEORGIA TECH	pr	0	1	0	0	0	0	0	0	0	0	0	0	0	0	0	0	0	0	0	.500
Mar 10	GEORGIA TECH-1	pr	0	1	0	0	0	0	0	0	0	0	0	0	0	0	0	0	0	0	0	.500
Mar 10	GEORGIA TECH-2	pr	0	0	0	0	0	0	0	0	0	0	0	0	0	0	0	0	0	0	0	.500
Totals		ogs	2	6	1	1	0	0	0	1	2	0	0	0	0	0	1	0	0	0	0	.500



SIERRA WALTON

Senior | 5-7
C/1B | R/R

Dowling Catholic HS/Indian Hills CC
Des Moines, Iowa

Major: Public Relations

20

AT THE PLATE

- Earned an 11-pitch walk and notched an RBI versus UAB (3/2).
- Made six putouts at first base versus [RV] Texas State (2/22).
- Turned in a season-high two doubles and two RBIs at Charleston Southern (2/17).
- Earned three putouts versus Detroit Mercy (2/16).
- Recorded at least one hit and one RBI in her first three games of the season.
- Had a double and two RBIs in the season opener versus [RV] Wichita State (2/8) and the first contest against Purdue (2/9/19).
- Finished with one hit and one RBI versus College of Charleston (2/9).
- Played in 46 games with 44 starts in 2018.
- Started the final 29 games of the season behind the plate.
- Ranked second on the team with a .266 batting average.
- Her .242 average in ACC play ranked third.
- First career hit was a double vs. Florida A&M (2/9).

SEASON HIGHS

Hits 2 at Charleston Southern (2/17/19)
Runs
RBIs 2, 3x, last at Charleston Southern (2/17/19)
HRs
Walks 1, 2x, last vs. UAB (3/2/19)
Stolen Bases
Hitting Streak 3 games (2/8/19 – 2/9/19)

CAREER HIGHS

Hits 2, 10x, last at Charleston Southern (2/17/19)
Runs 2 vs. Hampton (5/2/18)
RBIs 2, 3x, last at Charleston Southern (2/17/19)
HRs 1 vs. Hampton (5/2/18)
Walks 2, 2x, last vs. Duke (4/20/19)
Stolen Bases
Hitting Streak 5 games (2/24/18 - 3/3/18)

2019 GAME-BY-GAME STATS

Date	Opponent	Pos	AB	R	H	RBI	2B	3B	HR	BB	SB	CS	HBP	SAC	SF	GDP	K	PO	A	E	Avg		
Feb 08	vs Wichita State	**1b	2	0	1	2	1	0	0	0	0	0	0	0	0	0	0	0	0	1	3	0	.500
Feb 09	vs Purdue	**1b	4	0	1	2	1	0	0	0	0	0	0	0	0	0	0	0	0	9	0	1	.333
Feb 09	at Col. of Charleston	**1b	4	0	1	1	0	0	0	0	0	0	0	0	0	0	0	0	0	2	0	0	.300
Feb 10	vs Purdue	**1b	3	0	0	0	0	0	0	1	0	0	0	0	0	0	0	0	0	1	2	0	.231
Feb 16	vs Detroit Mercy	**1b	2	0	0	0	0	0	0	0	0	0	0	0	0	0	0	0	0	3	0	0	.200
Feb 17	at Charleston So.	*dh	4	0	2	2	2	0	0	0	0	0	0	0	0	0	0	0	0	0	0	0	.263
Feb 22	vs Texas State	**1b	2	0	0	0	0	0	0	0	0	0	0	0	0	0	0	0	0	6	0	1	.238
Mar 02	vs UAB	ph	0	0	0	1	0	0	0	1	0	0	0	0	0	0	0	0	0	0	0	0	.238
Mar 10	GEORGIA TECH-1	ph	1	0	0	0	0	0	0	0	0	0	0	0	0	0	0	0	0	0	0	0	.227
Mar 10	GEORGIA TECH-2	*ldh	3	0	1	0	1	0	0	0	0	0	0	0	0	0	0	0	0	1	0	0	.240
Totals		ogs	25	0	6	8	5	0	2	0	0	0	0	0	0	0	3	25	0	2	240	.240	





STACY KALT

Freshman | 5-6
U | R/R

Churchhill HS
Fallon, Nev.

Major: Human Nutrition, Foods
and Exercise

21

AT THE PLATE

- Scored the game-winning run against Georgia Tech (3/10).
- Scored a run and swiped a bag against Georgia State (2/24).
- Tallied a run scored and a stolen base versus [RV] Texas State (2/23).
- Earned a walk against [RV] Texas State (2/22), while stealing a base and scoring a run.
- Pinch-ran against Charleston Southern in both games on Feb. 16 and Feb. 17.
- Tallied her first career hit versus Detroit Mercy (2/16) and her first-ever run while swiping a steal.
- Scored a run in the victory over College of Charleston (2/10).
- Saw her first action against Purdue (2/9) and stole a base.
- A three-sport athlete during her prep career, playing softball, volleyball and basketball.
- For softball, she had four region and state appearances, won two state championships and two region titles.
- Offensively, tallied a .444 batting average, 15 home runs and 29 doubles.
- Earned Team Offensive MVP, All-Conference and All-State Honors while being a captain.
- Was a setter for volleyball and a guard on the basketball team, earning a letter for basketball and making it to the region and state tournaments.
- Played travel ball under coach Michael Bastian for Team TFS Elite.
- 2015 USSA Offensive Player, 2016 All-Star Tournament Team and 2018 Elite Eight team Colorado Sparkler.

SEASON/CAREER HIGHS

Hits 1 vs. Detroit Mercy (2/16/19)
 Runs 1, 5x, last vs. Georgia State (2/24/19)
 RBIs
 HRs
 Walks 1, 7x, last vs. [RV] Texas State (2/22/19)
 Stolen Bases 1, 7x, last vs. Georgia State (2/24/19)
 Hitting Streak

2019 GAME-BY-GAME STATS

Date	Opponent	Pos	AB	R	H	RBI	2B	3B	HR	BB	SB	CS	HBP	SAC	SF	GDP	K	PO	A	E	Avg
Feb 08	vs Central Michigan	pr	0	0	0	0	0	0	0	0	0	0	0	0	0	0	0	0	0	0	0.000
Feb 09	vs Purdue	pr	0	0	0	0	0	0	0	0	0	0	0	0	0	0	0	0	0	0	0.000
Feb 09	at Col. of Charleston	pr	0	1	0	0	0	0	0	0	1	0	0	0	0	0	0	0	0	0	0.000
Feb 10	vs Purdue	pr	0	0	0	0	0	0	0	0	0	0	0	0	0	0	0	0	0	0	0.000
Feb 16	vs Detroit Mercy	ph	2	1	1	0	0	0	0	0	0	0	0	0	0	0	0	0	0	0	0.500
Feb 16	at Charleston So.	pr	0	0	0	0	0	0	0	0	0	0	0	0	0	0	0	0	0	0	0.500
Feb 17	at Charleston So.	pr	0	0	0	0	0	0	0	0	0	0	0	0	0	0	0	0	0	0	0.500
Feb 22	vs Texas State	ph	0	1	0	0	0	0	0	0	1	0	0	0	0	0	0	0	0	0	0.500
Feb 23	vs Georgia State	ph	0	0	0	0	0	0	0	0	0	0	0	0	0	0	0	0	0	0	0.500
Feb 23	vs Texas State	pr	0	1	0	0	0	0	0	0	0	0	0	0	0	0	0	0	0	0	0.500
Feb 24	vs Georgia State	pr	0	1	0	0	0	0	0	0	0	0	0	0	0	0	0	0	0	0	0.500
Mar 02	vs UAB	pr	0	0	0	0	0	0	0	0	0	0	0	0	0	0	0	0	0	0	0.500
Mar 10	GEORGIA TECH-1	pr	0	0	0	0	0	0	0	0	0	0	0	0	0	0	0	0	0	0	0.500
Mar 10	GEORGIA TECH-2	pr	0	1	0	0	0	0	0	0	0	0	0	0	0	0	0	0	0	0	0.500
Totals		ogs	2	6	1	0	0	0	0	0	1	0	0	0	0	0	0	0	0	0	0.500



MARA STRUM

Freshman | 6-1
P | R/R

William Byrd HS
Vinton, Va.

Major: Human Nutrition, Foods
and Exercise

22

IN THE CIRCLE

- Has played in one game.
- Made her collegiate debut against [RV] Texas State (2/22).
- Pitched 1.1 innings, yielding three earned runs while striking out a batter.
- Has yet to see action.
- Four-year letterwinner for coach Greg Barton.
- Guided William Byrd to a district and regional championship, while finishing third at the VHSL state tournament.
- Earned first-team VHSL all-state.
- First-team All-Timesland.
- First-team Region 4D.
- Region 4D Pitcher of the Year.
- Four-time first-team All-Blue Ridge District.
- Two-time Blue Ridge District Pitcher of the Year.
- Blue Ridge District Player of the Year.

SEASON/CAREER HIGHS

Innings 1.1 vs. [RV] Texas State (2/22/19)
 Strikeouts 1 vs. [RV] Texas State (2/22/19)
 Hits (Low) 4 vs. [RV] Texas State (2/22/19)
 Runs (Low) 9 vs. [RV] Texas State (2/22/19)
 Earned Runs (Low) 3 vs. [RV] Texas State (2/22/19)
 Walks (Low) 7 vs. [RV] Texas State (2/22/19)
 Most Number of Pitches 70 vs. [RV] Texas State (2/22/19)

2019 GAME-BY-GAME STATS

Date	Opponent	GS	IP	H	R	ER	BB	SO	2B	3B	HR	WP	BK	HBP	IBB	Score	W-L	Sv	ERA	NP
Feb 22	vs Texas State	0	1.1	4	3	3	7	1	2	0	0	0	0	0	0	5-17	0-0	0	15.75	70
Totals		0	1.1	4	3	3	7	1	2	0	0	0	0	0	0	5-17	0-0	0	15.75	70





CARRIE EBERLE

Junior | 6-0
P | R/R

Charlotte Catholic HS
Charlotte, N.C.

Major: Biology

25

- 2019 ACC Co-Pitcher of the Week (3/5/19)
- 2019 Softball American Top-100 Player
- 2019 JWOS Preseason All-American Third Team
- 2019 Preseason All-ACC
- 2018 ACC Academic Honor Roll
- 2018 VaSID All-State Second Team
- 2018 NFCA Second-Team All-Mid-Atlantic Region
- 2018 Second-Team All-ACC
- 2018 CoSIDA Academic All-District
- 2017 ACC All-Freshmen Team

IN THE CIRCLE

- Recorded a career-high 10 strikeouts against Georgia Tech (3/9).
- Posted six strikeouts in seven innings at No. 8 Georgia (3/1), earning her second career win in the circle versus a top-25 team.
- Came in relief at Radford (2/27), earning a strikeout in one inning.
- Tossed a complete-game shutout against [RV] Texas State (2/23), earning a win and allowing just six hits.
- Hurled a complete game against USF (2/22), allowing five earned runs while fanning three hitters.
- Threw a complete seven-inning game shutout, allowing only two hits while striking out five batters at Charleston Southern (2/16).

SEASON HIGHS

Innings (High) 7.0, 6x, last vs. Georgia Tech (3/10/19)
 Strikeouts 10 vs. Georgia Tech (3/9/19)
 Hits (Low) (Min. 5 IP) 2 at Charleston Southern (2/16/19)
 Runs (Low) (Min. 5 IP) 0, 2x, last vs. [RV] Texas State (2/23/19)
 Earned Runs (Low) (Min. 5 IP) 0, 3x, last vs. UAB (3/2/19)
 Walks (Low) (Min. 5 IP) 0, 2x, last vs. [RV] Texas State (2/23/19)
 Number of Pitches (High) 121 vs. Georgia Tech (3/10/19)

CAREER HIGHS

Innings (High) 8.0, 4x, last vs. Liberty (4/10/18)
 Strikeouts 10 vs. Georgia Tech (3/9/19)
 Hits (Low) (Min. 5 IP) 1, 3x, last vs. Liberty (4/10/18)
 Runs (Low) (Min. 5 IP) 0, 10x, last vs. [RV] Texas State (2/23/19)
 Earned Runs (Low) (Min. 5 IP) 0, 14x, last vs. UAB (3/2/19)
 Walks (Low) (Min. 5 IP) 0, 6x, last at USF (2/22/19)
 Number of Pitches (High) 121 vs. Georgia Tech (3/10/19)

2019 GAME-BY-GAME STATS

Date	Opponent	GS	IP	H	R	ER	BB	SO	2B	3B	HR	WP	BK	HBP	IBB	Score	W-L	Sv	ERA	NP
Feb 08	vs Wichita State	*	5.0	6	3	3	5	7	2	0	0	2	0	0	0	11-3	1-0	0	4.20	101
Feb 09	vs Purdue	*	7.0	5	2	1	1	3	1	0	0	1	0	0	0	7-5	2-0	0	2.33	93
Feb 16	at Charleston So.	*	7.0	2	0	0	0	5	0	0	0	1	0	0	0	4-0	3-0	0	1.47	85
Feb 17	vs ETSU	*	7.0	6	3	1	1	4	1	0	0	1	0	1	0	8-3	4-0	0	1.35	99
Feb 22	at South Florida	*	6.0	11	7	5	0	3	0	1	0	1	0	2	0	2-7	4-1	0	2.19	80
Feb 23	vs Texas State	*	6.0	6	0	0	1	5	0	0	0	0	0	0	0	10-0	5-1	0	1.84	88
Feb 24	vs Georgia State	*	4.0	2	1	1	2	2	0	0	0	0	0	0	0	5-1	6-1	0	1.83	64
Feb 27	at Radford	*	1.0	0	0	0	0	1	0	0	0	0	0	0	0	10-0	6-1	0	1.79	12
Mar 01	at Georgia	*	7.0	11	6	3	1	6	3	1	1	0	0	0	0	7-6	7-1	0	1.96	112
Mar 02	vs UAB	*	6.1	6	2	0	1	2	1	0	0	0	0	0	0	8-6	8-1	0	1.74	82
Mar 09	GEORGIA TECH	*	7.0	10	1	1	0	10	1	0	0	1	0	0	0	5-1	9-1	0	1.66	121
Mar 10	GEORGIA TECH-1	*	2.0	2	1	1	3	0	1	0	0	1	0	0	1	7-10	9-1	0	1.71	48
Mar 10	GEORGIA TECH-2	*	7.0	7	4	4	2	4	0	0	0	0	0	0	0	5-4	10-1	0	1.94	115
Totals		10	72.1	74	30	20	17	52	10	2	3	8	0	4	1	88-46	10-1	0	1.94	-



GRACE CHAVEZ

Freshman | 5-9
C | R/R

West Career & Technical Academy
Las Vegas, Nev.

Major: Biology

28

AT THE PLATE

- Recorded a hit, RBI and run scored against Georgia State (2/23).
- Belted a two-run homer versus [RV] Texas State (2/22).
- Pinch-hit at Charleston Southern (2/17) and earned a single.
- Pinch-hit versus Detroit Mercy (2/16) and got the first hit of her career.
- Recorded one RBI in her debut versus College of Charleston (2/9) as a pinch-hitter.
- Registered a base on balls in the victory over Purdue (2/10) as a pinch-hitter.
- Four-year letterwinner for coach Kelly Glass at Palo Verde.
- Three-time All-Northwest League selection.
- Led team to VHSL state title in 2017.
- Earned second-team all-state in 2018.
- All-state honorable mention in 2016.

SEASON/CAREER HIGHS

Hits 1, 4x, last vs. Georgia State (2/23/19)
 Runs 1, 2x, last vs. Georgia State (2/23/19)
 RBIs: 2 vs. Texas State (2/22/19)
 HRs 1, 2x, last vs. Georgia State (2/23/19)
 Walks: 1, 2x, vs. Georgia State (2/23/19)
 Stolen Bases
 Hitting Streak 4 games (2/16/19 – 2/23/19)

2019 GAME-BY-GAME STATS

Date	Opponent	Pos	AB	R	H	RBI	2B	3B	HR	BB	SO	CS	HBP	SAC	SF	GDP	K	PO	A	E	Avg
Feb 09	at Col. of Charleston	ph	1	0	0	1	0	0	0	0	0	0	0	0	0	0	0	0	0	0	0.000
Feb 10	vs Purdue	ph	0	0	0	0	0	0	0	1	0	0	0	0	0	0	0	0	0	0	0.000
Feb 16	vs Detroit Mercy	ph	1	0	1	0	0	0	0	0	0	0	0	0	0	0	0	0	0	0	0.500
Feb 17	at Charleston So.	ph	1	0	1	0	0	0	0	0	0	0	0	0	0	0	0	0	0	0	0.667
Feb 22	vs Texas State	ph	1	1	1	2	0	0	1	0	0	0	0	0	0	0	0	0	0	0	0.750
Feb 23	vs Georgia State	dh	3	1	1	1	0	0	1	1	0	0	0	0	0	0	1	0	0	0	0.571
Feb 24	vs Georgia State	ph	1	0	0	0	0	0	0	0	0	0	0	0	0	0	0	0	0	0	0.500
Mar 01	at Georgia	ph/dh	3	0	0	0	0	0	0	0	0	0	0	0	0	0	0	0	0	0	0.364
Mar 10	GEORGIA TECH-1	ph/dh	1	0	0	0	0	0	0	1	0	0	0	0	0	0	0	0	0	0	0.333
Totals		figs	12	2	4	5	0	0	2	3	0	0	0	0	0	0	1	0	0	0	0.333





MADDI BANKS

Freshman | 5-6
U | L/R

Bettendorf HS
Bettendorf, Iowa

Major: Communication Studies

29

AT THE PLATE

- Went 2 for 4 with a double and run scored while making four assists and two putouts defensively at No. 8 Georgia (3/1).
- Went 1 for 2 with walk and run scored at Radford (2/27).
- Tallied two hits, a career-high two RBIs and the first double of her career versus ETSU (2/17).
- Went a perfect 3-for-3 with her first-ever home run, a solo shot to center, and scored a career-high three runs against Detroit Mercy (2/16).
- Started the season-opening victory versus [RV] Wichita State (2/8) at center field.
- A three-sport athlete during her prep career, playing softball, track and basketball.
- Played for the Beverly Bandits and Iowa Premier Firebirds for softball.
- Won two championships with the Bandits – IDT Boulder and PGF Nationals.
- And won a championship with the Firebirds, as well as MVP honors for the national tournament.
- Ran in the sprints on the track team, earning a state title, four letters, all-conference, team MVP and a Drake Relay title on her way to setting two school records.
- Earned Best Female Athlete award at Bettendorf.
- Academic awards include being on the academic honor roll, all-conference academic, Best Buddies and RSVP.

SEASON/CAREER HIGHS

Hits 3 vs. Detroit Mercy (2/16/19)
 Runs 3 vs. Detroit Mercy (2/16/19)
 RBIs 2 vs. ETSU (2/17/19)
 HRs 1 vs. Detroit Mercy (2/16/19)
 Walks 1, 5x, last at No. 8 Georgia (3/2/19)
 Stolen Bases 2 vs. Purdue (2/10/19)
 Hitting Streak 2 games, 2x, last (2/27/19 - 3/1/19)

2019 GAME-BY-GAME STATS

Date	Opponent	Pos	AB	R	H	RBI	2B	3B	HR	BB	SB	CS	HBP	SAC	SF	GDP	K	PO	A	E	Avg
Feb 08	vs Wichita State	*of	2	0	0	0	0	0	0	0	0	0	0	0	0	0	2	1	0	0	.000
Feb 09	vs Purdue	*of	3	0	0	0	0	0	0	0	0	0	0	0	0	0	2	0	0	0	.000
Feb 10	vs Purdue	*2b	3	0	1	0	0	0	0	0	0	0	0	0	0	0	1	0	0	0	.125
Feb 16	vs Detroit Mercy	*2b	3	3	3	1	0	0	1	0	0	0	0	0	0	0	0	0	0	0	.364
Feb 16	at Charleston So.	*2b	2	0	0	0	0	0	0	0	0	0	0	0	0	0	1	0	4	0	.308
Feb 17	vs ETSU	*2b	3	0	2	2	1	0	0	0	0	0	0	0	0	0	1	4	2	0	.375
Feb 17	at Charleston So.	*2b	3	1	1	0	0	0	0	0	0	0	0	0	0	0	0	2	0	0	.369
Feb 22	vs Texas State	*2b	2	0	0	0	0	0	0	0	0	0	0	0	0	0	1	0	2	0	.333
Feb 22	at South Florida	*2b	3	0	1	0	0	0	0	0	0	0	0	0	0	0	1	2	1	0	.333
Feb 23	vs Georgia State	*2b	2	1	0	0	0	0	0	1	0	0	0	0	0	0	0	2	0	0	.308
Feb 23	vs Texas State	*2b/pr	0	0	0	0	0	0	0	0	0	0	0	0	0	0	0	1	0	0	.308
Feb 24	vs Georgia State	*2b	1	1	0	0	0	0	1	1	0	0	0	0	0	0	0	1	3	1	.296
Feb 27	at Radford	*2b	2	1	1	0	0	0	1	0	0	0	0	0	0	0	0	0	1	0	.310
Mar 01	at Georgia	*2b	4	1	2	0	1	0	0	0	0	0	0	0	0	0	1	2	4	0	.333
Mar 02	vs UAB	*2b	3	0	0	0	0	0	0	0	0	0	0	0	0	0	0	1	1	2	.306
Mar 02	at Georgia	*2b	1	0	0	0	0	0	1	0	0	0	0	0	0	0	1	2	1	0	.297
Mar 03	vs UAB	*2b	2	0	1	0	0	0	0	0	0	0	0	0	0	0	0	1	0	0	.308
Mar 09	GEORGIA TECH	*2b	2	1	2	0	0	0	0	1	0	0	0	0	0	0	0	2	2	0	.341
Mar 10	GEORGIA TECH-1	*2b	3	1	0	0	0	0	0	0	0	0	0	0	0	0	1	3	1	0	.318
Mar 10	GEORGIA TECH-2	*2b	3	0	0	0	0	0	0	0	0	0	0	0	0	0	2	0	3	0	.298
Totals		20gs	47	10	14	3	2	0	1	5	7	0	0	0	0	0	1	12	25	30	.298



KAYLEIGH ADDINGTON

Sophomore | 5-7
C | R/R

Rockbridge HS
Lexington, Va.

Major: Meteorology

31

2017-18 ACC Academic Honor Roll

AT THE PLATE

- Pinched hit against Radford (2/27), blooping one behind third base but the shortstop dove and made the catch.
- Appeared in two games in 2018.
- Drew a walk vs. Florida A&M (2/9).
- Registered an at-bat vs. Hampton (5/2).

SEASON HIGHS

Hits
Runs
RBIs
HRs
Walks
Stolen Bases
Hitting Streak

CAREER HIGHS

Hits
Runs
RBIs
HRs
Walks 1 vs. Florida A&M (2/9/18)
Stolen Bases
Hitting Streak

2019 GAME-BY-GAME STATS

Date	Opponent	Pos	AB	R	H	RBI	2B	3B	HR	BB	SB	CS	HBP	SAC	SF	GDP	K	PO	A	E	Avg
Feb 27	at Radford	gh	1	0	0	0	0	0	0	0	0	0	0	0	0	0	0	0	0	0	.000
Totals		Ogs	1	0	0	0	0	0	0	0	0	0	0	0	0	0	0	0	0	0	.000



NCAA STATS

Statistic	Player	National Rank	Conference Rank	Value	National Leader	Value	Conference Leader	Value
Batting Average (148 ranked)	Darby Trull Emma Strouth Kelsey Bennett	20 131 134	1 9 10	0.475 0.408 0.407	Madi Cranford, Brown	0.778	Darby Trull, Virginia Tech	0.475
Doubles (28 ranked)					Reagan Hathaway, Texas Megan Stevens, CSUN	12 12	Breanna Roper, Georgia Tech	10
Doubles Per Game (149 ranked)					Alyssa Heren, SIUE	0.64	Breanna Roper, Georgia Tech	0.40
Earned Run Average (150 ranked)	Carrie Eberle	135	9	1.94	Tabitha Dyer, Penn Chelsea Howard, Binghamton	0.00 0.00	Sydney Nester, NC State	1.42
Hit Batters (27 ranked)	Carrie Eberle	27	3	4	5 players tied	1	Morgan Bruce, Georgia Tech Meghan King, Florida St.	3 3
Hit by Pitch per Game (137 ranked)	Jayne Bailey	128	4	0.21	Jana Johns, South Carolina	0.61	Berlyne Delamora, North Carolina	0.40
Hits (126 ranked)	Emma Strouth Darby Trull Al Velazquez	69 83 83	9 10 10	29 28 28	Lindsay Rood, California	40	Breanna Roper, Georgia Tech	38
Hits Allowed Per Seven Innings (150 ranked)	Keely Rochard	34	1	4.11	Kandra Lamb, Louisiana	2.10	Keely Rochard, Virginia Tech	4.11
Home Runs Per Game (148 ranked)	Caitlyn Nolan Kelsey Bennett	48 85	5 9	0.32 0.27	Mia Davidson, Mississippi St.	0.61	Brigitte Nordberg, NC State	0.50
Home runs (34 ranked)	Caitlyn Nolan	34	6	7	Mia Davidson, Mississippi St. Alyssa DiCarlo, Georgia	14 14	Brigitte Nordberg, NC State	12
On Base Percentage (148 ranked)	Darby Trull Kelsey Bennett	30 76	3 5	0.551 0.514	Madi Cranford, Brown	0.833	Sydney Sherrill, Florida St.	0.596
RBI's (28 ranked)					Mia Davidson, Mississippi St. Savana Sikes, Georgia	36 36	Brigitte Nordberg, NC State	32
Runs Batted In Per Game (146 ranked)	Emma Strouth Caitlyn Nolan Darby Trull	86 108 138	6 7 11	1.00 0.95 0.90	Kristi DiMeo, Drexel	1.73	Brigitte Nordberg, NC State	1.33
Runs per Game (149 ranked)	Emma Strouth Al Velazquez	47 134	3 11	1.05 0.86	Sammey Bunch, UNI	1.47	Cali Harrod, Florida St.	1.22
Sacrifice Flies (40 ranked)	Caitlyn Nolan	9	1	3	Madison Koger, Charleston So. Jessica Linquist, George Washington	5 5	Caitlyn Nolan, Virginia Tech Anna Shelnett, Florida St.	3 3
Sacrifice Hits per game (150 ranked)					Aubriion James, Southern U.	0.43	Jazmine Moreno, Duke	0.26
Saves (21 ranked)	Keely Rochard	21	2	2	Alyssa Rothwell, Ball St.	8	Alexis Holloway, Notre Dame	3
Shutouts (25 ranked)	Keely Rochard	1	1	6	Christina Biggerstaff, USC Upstate Keely Rochard, Virginia Tech	6 6	Keely Rochard, Virginia Tech	6
Slugging Percentage (300 ranked)	Kelsey Bennett Darby Trull Caitlyn Nolan Emma Strouth	72 126 131 175	7 10 11 14	0.780 0.712 0.706 0.662	Mia Davidson, Mississippi St.	1.274	Brigitte Nordberg, NC State	0.958
Stolen Bases (150 ranked)					Jaquelyn Ramon, Southeastern La.	1.52	Cali Harrod, Florida St.	0.78
Strikeout-to-Walk Ratio (146 ranked)	Keely Rochard Carrie Eberle	55 141	2 7	4.72 3.06	Kylie Bass, Georgia	15.00	Meghan King, Florida St.	5.18
Strikeouts (142 ranked)	Keely Rochard Carrie Eberle	30 110	2 9	85 52	Tara Trainer, Indiana	123	Meghan King, Florida St.	88
Strikeouts Per Seven Innings (150 ranked)	Keely Rochard	32	1	9.2	Shannon Saile, Oklahoma	13.1	Keely Rochard, Virginia Tech	9.2
Total Bases (146 ranked)	Caitlyn Nolan Emma Strouth Kelsey Bennett	79 87 95	12 13 14	48 47 46	Alyssa DiCarlo, Georgia	84	Brigitte Nordberg, NC State	69
Toughest to Strike Out (146 ranked)	Caitlyn Nolan Emma Strouth Jayme Bailey	29 86 104	1 4 6	34.0 23.7 21.5	10 players tied	0.0	Caitlyn Nolan, Virginia Tech	34.0
Triples (18 ranked)					Cydney Curran, CSU Bakersfield Celene Funke, Louisville Karli Hamilton, Texas Tech	6 6 6	Celene Funke, Louisville	6
Triples Per Game (135 ranked)					Cydney Curran, CSU Bakersfield	0.35	Celene Funke, Louisville	0.25
Victories (39 ranked)	Carrie Eberle Keely Rochard	18 39	2 3	10 8	Tara Trainer, Indiana	16	Meghan King, Florida St.	12
Walks (150 ranked)					Lauren Pitney, Manhattan	1.44	Sydney Sherrill, Florida St.	0.81
Walks Allowed Per Seven Innings (150 ranked)	Carrie Eberle	130	3	1.65	Melissa Pereira, Hartford	0.00	Kathryn Sandercock, Florida St.	1.32



NCAA STATS

Statistic	National Conference		Value	National Leader	Conference	
	Rank	Rank			Value	Leader
Batting Average (295 ranked)	5	2	0.353	Florida St.	0.369	Florida St.
Double Plays per Game (295 ranked)	186	8	0.23	Hofstra	0.78	Boston College
Doubles per Game (295 ranked)	34	3	1.64	Colorado St.	2.38	Georgia Tech
Earned Run Average (295 ranked)	61	5	2.55	Loyola Chicago	1.04	NC State
Fielding Percentage (295 ranked)	79	4	0.966	Florida	0.991	Florida St.
Hit Batters (27 ranked)				Fairfield	1	Notre Dame
Home Runs per game (292 ranked)	8	2	1.50	Oklahoma	1.68	Florida St.
On Base Percentage (30 ranked)	10	2	0.431	LSU	0.463	Florida St.
Scoring (295 ranked)	14	2	6.86	Arizona St.	8.33	Florida St.
Slugging Percentage (295 ranked)	10	2	0.581	Florida St.	0.648	Florida St.
Stolen Bases per Game (293 ranked)	50	4	1.55	Southeastern La.	4.83	North Carolina
Strikeout-to-Walk Ratio (295 ranked)	32	2	3.00	UCLA	8.75	Florida St.
Triples per Game (269 ranked)	203	12	0.09	Gardner-Webb	0.64	Louisville
WL Percentage (288 ranked)	18	2	0.818	Alabama	1.000	Florida St.



LAST FOUR BOX SCORES



2019 VT Softball UAB vs Virginia Tech Mar 03, 2019 at Athens, Ga. (Jack Turner Stadium)



UAB 1 (8-11)

Player	ab	r	h	rbi	bb	so	po	a	lob
ERWIN, N. ss	3	0	0	0	0	1	3	0	
OLSZEWSKI, J if	3	0	0	0	1	1	0	0	
HEGH, F. rf	3	0	0	0	0	1	0	0	
CRAWFORD, S. dp	3	0	1	0	0	0	0	0	
STANCIU, D. 3b	3	1	1	0	0	2	0	0	
ENGLAND, D. cf	3	0	0	0	0	1	0	1	
FRAZIER, Si. c	2	0	1	0	0	5	0	0	
OWENS, R. 1b	1	0	0	0	1	7	0	1	
CLEM, A. 2b	2	0	0	0	0	1	0	0	
BLOUNT, C. p	1	0	0	0	0	2	0	0	
BARNES, B. p	0	0	0	0	0	0	0	0	
CESPEDES, S. p	0	0	0	0	0	0	0	0	
Totals	24	1	3	1	0	28	7	2	

Score by Innings	1	2	3	4	5	6	7	R	H	E
UAB	0	0	0	0	1	0	0	1	3	1
Virginia Tech	0	0	0	3	1	0	X	4	7	0

E - OWENS, R., LOB - UAB 2; VT 6. 2B - CRAWFORD, S.; FRAZIER, Si., HR - K. Bennett; E. Strouth, SF - A. Velazquez.

UAB	ip	h	r	er	bb	so	ab	bf	np
BLOUNT, C.	3.0	4	2	2	1	3	14	15	72
BARNES, B.	2.0	2	2	2	1	1	7	9	30
CESPEDES, S.	1.0	1	0	0	0	1	4	4	23

Win - K. Rocharad (8-2). Loss - BLOUNT, C. (3-5). Save - None.
Inherited runners/scored: None. Pitches/strikes: BLOUNT, C. 72/40; BARNES, B. 30/16; CESPEDES, S. 23/15; K. Rocharad 76/56.

Umpires - HP: Laura Nesteriak 1B: Ed Clark 3B: Rual-PJ Gallardo
Start: 9:00 am Time: 1:34 Attendance: 84
Weather: 53 deg., mostly cloudy
BLOUNT, C. faced 2 batters in the 4th.



2019 VT Softball Georgia Tech at Virginia Tech Mar 09, 2019 at Blacksburg, Va. (Tech Softball Park)



Georgia Tech 1 (14-9,0-1 ACC)

Player	ab	r	h	rbi	bb	so	po	a	lob
B. Roper 2b	4	0	1	0	0	1	2	1	0
C. Stanford cf	4	0	0	1	0	1	3	0	3
T. Awald 1b	4	0	4	0	0	0	3	0	0
A. Jackson pr	0	0	0	0	0	0	0	0	0
C. Huckabay rf	3	0	0	0	2	3	0	1	0
S. Webb if	4	0	0	0	3	1	0	3	
K. Krzus 3b	3	0	1	0	1	0	2	1	
D. Puckett dp	2	0	0	0	0	0	0	0	
B. Mora ph/dp	1	0	0	0	1	0	2	0	
B. Zeitter ss	3	1	3	0	0	2	0	0	
R. Prairie c	3	0	1	0	0	1	4	1	
M. Bruce p	0	0	0	0	0	0	1	0	
B. Barfield p	0	0	0	0	0	0	1	0	
Totals	31	1	10	1	0	10	18	6	10

Score by Innings	1	2	3	4	5	6	7	R	H	E
Georgia Tech	0	0	0	0	0	0	1	1	10	1
Virginia Tech	0	2	3	0	0	0	X	5	6	1

E - B. Roper; K. Bennett, LOB - GT 10; VT 3. 2B - B. Zeitter; K. Bennett, HR - D. Trull, HBP - C. Huckabay; J. Bailey, SH - J. Bailey, SB - B. Zeitter; M. Banks, CS - J. Bailey.

Georgia Tech	ip	h	r	er	bb	so	ab	bf	np
M. Bruce	3.0	4	5	3	1	4	13	15	62
B. Barfield	3.0	2	0	0	0	0	11	31	

Win - C. Eberle (9-1). Loss - M. Bruce (7-3). Save - None.
WP - C. Eberle, HBP - by B. Barfield (J. Bailey); by C. Eberle (C. Huckabay). PB - R. Prairie. Inherited runners/scored: None. Pitches/strikes: M. Bruce 62/39; B. Barfield 31/17; C. Eberle 121/80.

Umpires - HP: Liz Hammerschmidt 1B: Ed Clark 3B: Chris Nabors
Start: 12 PM Time: 2:05 Attendance: 489
Weather: Foggy, 36, 7 MPH E



2019 VT Softball Georgia Tech at Virginia Tech (Game 1) Mar 10, 2019 at Blacksburg, Va. (Tech Softball Park)



Georgia Tech 10 (15-9,1-1 ACC)

Player	ab	r	h	rbi	bb	so	po	a	lob
B. Roper 2b	2	2	1	0	3	0	2	3	0
K. Krzus 3b	5	1	4	2	0	0	2	0	
T. Awald 1b	3	1	1	3	1	1	12	0	
C. Huckabay rf	3	1	1	2	1	0	0	4	
S. Stavro pr	0	0	0	0	0	0	0	0	
S. Webb if	3	1	2	1	0	0	1	0	
C. Stanford cf	4	1	1	0	1	0	0	3	
B. Zeitter ss	4	2	2	1	0	1	2	4	
D. Puckett dp	3	0	1	0	0	2	0	0	
A. Jackson pr	0	1	0	0	0	0	0	0	
M. Billings ph	1	0	0	0	0	0	0	0	
R. Prairie c	2	0	0	0	2	3	0	0	
K. Ellebrach c	2	0	1	1	0	1	0	0	
M. Bruce p	0	0	0	0	0	0	2	0	
A. Johns p	0	0	0	0	0	0	1	0	
B. Barfield p	0	0	0	0	0	0	1	0	
Totals	32	10	14	10	6	9	21	13	9

Score by Innings	1	2	3	4	5	6	7	R	H	E
Georgia Tech	1	0	3	2	3	0	1	10	14	0
Virginia Tech	0	0	2	2	3	0	0	7	8	1

E - C. Nolan(7). LOB - GT 9; VT 7. 2B - B. Roper(10); K. Krzus 3(6); D. Puckett(7); K. Ellebrach(1); D. Trull(5). HR - T. Awald(6); C. Huckabay(5); S. Webb(2); C. Stanford(5); B. Zeitter(1); A. Velazquez(1); C. Nolan(7); J. Bailey(1). SH - S. Webb(3). SF - T. Awald(2). SB - S. Webb(7); A. Velazquez(2). CS - B. Roper(1).

Georgia Tech	ip	h	r	er	bb	so	ab	bf	np
M. Bruce	4.0	5	4	4	4	2	17	21	98
A. Johns	0.1	2	3	3	1	0	3	4	12
B. Barfield	2.2	1	0	0	1	1	9	10	34

Win - M. Bruce (8-3). Loss - K. Rocharad (8-3). Save - None.
WP - M. Bruce 2(6); A. Johns(3); C. Eberle(8). Inherited runners/scored: None. Pitches/strikes: M. Bruce 98/60; A. Johns 12/5; B. Barfield 34/23; K. Rocharad 112/67; C. Eberle 48/28.

Umpires - HP: Ed Clark 1B: Chris Nabors 3B: Liz Hammerschmidt
Start: 12 PM Time: 2:50 Attendance:
Weather: Cld, 57, W: 5 to LF, 31 gust



2019 VT Softball Georgia Tech at Virginia Tech (Game 2) Mar 10, 2019 at Blacksburg, Va. (Tech Softball Park)



Georgia Tech 4 (15-10,1-2 ACC)

Player	ab	r	h	rbi	bb	so	po	a	lob
B. Roper 2b	4	2	2	0	0	2	0	0	
K. Krzus 3b	4	1	1	2	0	0	1	2	
T. Awald 1b	2	1	2	1	0	6	0	0	
C. Huckabay rf	2	0	0	1	0	2	0	1	
S. Webb if	3	0	0	0	2	1	0	0	
B. Zeitter ss	3	0	1	0	0	1	0	0	
C. Stanford cf	3	0	1	0	0	0	1	1	
D. Puckett dp	1	0	0	0	1	0	0	0	
M. Billings ph/dp	2	0	0	0	1	0	0	0	
K. Ellebrach c	3	0	1	0	0	7	0	1	
A. Jackson pr	0	0	0	0	0	0	0	0	
B. Barfield p	0	0	0	0	0	0	2	0	
M. Bruce p	0	0	0	0	0	0	1	0	
Totals	27	4	7	4	2	4	20	5	4

Score by Innings	1	2	3	4	5	6	7	R	H	E
Georgia Tech	2	0	0	0	2	0	0	4	7	1
Virginia Tech	1	1	0	0	0	2	1	5	7	0

Note: 2 outs, 0 runners LOB when the game ended.

E - K. Ellebrach(1). LOB - GT 4; VT 3. 2B - S. Walton(5). HR - K. Krzus(8); T. Awald(7); E. Strouth(4); J. Bailey(2). SF - C. Nolan(3). SB - B. Roper(3); S. Kalt(8).

Georgia Tech	ip	h	r	er	bb	so	ab	bf	np
B. Barfield	2.2	3	2	2	0	3	10	11	38
M. Bruce	4.0	4	3	2	1	4	16	17	68

Win - C. Eberle (10-1). Loss - M. Bruce (8-4). Save - None.
WP - M. Bruce(7). Inherited runners/scored: B. Barfield 1/1. Pitches/strikes: B. Barfield 38/25; M. Bruce 68/45; C. Eberle 115/69.

Umpires - HP: Chris Nabors 1B: Liz Hammerschmidt 3B: Ed Clark
Start: 3:20 PM Time: 2:15 Attendance: 568
Weather: 67 F, W: 7mph to LF Gust to 31
M. Bruce faced 1 batter in the 7th.



OVERALL SEASON STATS



2019 VT Softball Overall Statistics for Virginia Tech (as of Mar 15, 2019) (All games Sorted by Batting avg)



Record: 18-4 Home: 2-1 Away: 5-2 Neutral: 11-1 Conference: 2-1

Player	avg	gp-gs	ab	r	h	2b	3b	hr	rbi	tb	slg%	bb	hp	so	gdp	ob%	sf	sh	sb-att	po	a	e	fld%
10 Olivia Lattin	.545	3-3	11	5	6	0	0	1	2	9	.818	0	0	0	0	.545	0	0	0-0	0	5	0	1.000
21 Stacy Kalt	.500	14-0	2	6	1	0	0	0	0	1	.500	1	0	1	0	.667	0	0	8-8	0	0	0	.000
19 Kinsey Johnson	.500	13-0	2	6	1	0	0	0	1	1	.500	1	0	1	0	.667	0	0	2-2	0	0	0	.000
4 Darby Trull	.475	20-19	59	15	28	5	0	3	18	42	.712	9	1	7	0	.551	0	1	3-5	27	1	0	1.000
14 Emma Strouth	.408	22-22	71	23	29	4	1	4	22	47	.662	6	1	3	1	.456	1	0	3-3	27	0	0	1.000
8 Kelsey Bennett	.407	22-22	59	12	24	4	0	6	14	46	.780	11	2	4	0	.514	0	1	1-1	13	34	4	.922
25 Carrie Eberle	.400	13-11	5	1	2	0	0	0	1	2	.400	1	0	1	0	.500	0	0	0-0	3	22	0	1.000
9 Al Velazquez	.378	22-22	74	19	28	3	1	1	14	36	.486	7	1	5	0	.434	1	1	2-2	9	1	0	1.000
2 Jayme Bailey	.349	19-17	43	12	15	2	0	2	6	23	.535	6	4	2	0	.472	0	2	0-2	119	4	2	.984
28 Grace Chavez	.333	9-1	12	2	4	0	0	2	5	10	.833	3	0	1	0	.467	0	0	0-0	0	0	0	.000
13 Caitlyn Nolan	.324	22-22	68	17	22	5	0	7	21	48	.706	10	0	2	0	.395	3	0	4-4	31	41	7	.911
16 Meredith Slaw	.323	16-8	31	4	10	1	0	3	11	20	.645	0	1	4	0	.344	0	0	0-0	0	0	0	.000
6 Lauren Duff	.316	15-12	38	5	12	4	0	0	5	16	.421	3	2	3	0	.395	0	0	0-0	67	5	1	.986
29 Maddi Banks	.298	20-20	47	10	14	2	0	1	3	19	.404	5	0	12	1	.365	0	0	7-7	25	30	2	.965
5 Dani Hugney	.250	6-0	4	2	1	0	0	0	0	1	.250	0	0	1	0	.250	0	0	2-2	0	0	0	.000
20 Sierra Walton	.240	10-8	25	0	6	5	0	0	8	11	.440	2	0	3	0	.296	0	0	0-0	25	0	2	.926
18 Mackenzie Lawter	.214	13-13	28	8	6	0	0	2	4	12	.429	1	2	4	0	.290	0	0	2-2	72	2	2	.974
11 Cana Davis	.208	11-9	24	3	5	1	0	0	1	6	.250	3	1	8	0	.321	0	0	0-1	0	0	0	.000
12 Hannah Jones	.200	8-0	5	1	1	0	0	1	4	4	.800	3	0	2	0	.500	0	0	0-0	0	0	0	.000
31 Kayleigh Addington	.000	1-0	1	0	0	0	0	0	0	0	.000	0	0	0	0	.000	0	0	0-0	0	0	0	.000
22 Mara Strum	.000	1-0	0	0	0	0	0	0	0	0	.000	0	0	0	0	.000	0	0	0-0	0	0	0	.000
3 Keely Rochard	.000	13-11	0	0	0	0	0	0	0	0	.000	0	0	0	0	.000	0	0	0-0	2	2	0	1.000
7 Keara Napoli	.000	3-0	0	0	0	0	0	0	0	0	.000	0	0	0	0	.000	0	0	0-0	0	0	0	.000
Totals	.353	22	609	151	215	36	2	33	140	354	.581	72	15	64	2	.431	5	5	34-39	420	147	20	.966
Opponents	.225	22	537	72	121	24	3	10	70	181	.337	46	12	138	2	.299	4	2	9-11	410	148	15	.974

LOB - Team (145), Opp (109). DPs turned - Team (5), Opp (7). IBB - Team (0), Opp (1).

(All games Sorted by Earned run avg)

Player	era	w-l	app	gs	cq	sho	sv	ip	h	r	er	bb	so	2b	3b	hr	b/avg	wp	hp	bks	sfa	sha	
20 Sierra Walton	0.00	0-0	1	1	0	0/0	0	0.0	0	0	0	0	0	0	0	0	0	0	0	0	0	0	0
25 Carrie Eberle	1.94	10-1	13	10	6	2/1	0	72.1	74	30	20	17	52	10	2	3	.253	8	4	0	1	0	
3 Keely Rochard	2.38	8-3	13	11	8	6/1	2	64.2	38	26	22	18	85	10	1	7	.167	2	8	0	3	2	
22 Mara Strum	15.75	0-0	1	0	0	0/0	0	1.1	4	9	3	7	1	2	0	0	.444	0	0	0	0	0	
7 Keara Napoli	25.20	0-0	3	0	0	0/1	0	1.2	5	7	6	4	0	2	0	0	.556	1	0	0	0	0	
Totals	2.55	18-4	22	22	14	9/1	2	140.0	121	72	51	46	138	24	3	10	.225	11	12	0	4	2	
Opponents	7.07	4-18	22	22	1	1/0	0	136.2	215	151	138	72	64	36	2	33	.353	14	15	0	5	5	

PB - Team (2), L. Duff 1, M. Lawter 1, Opp (5). SBA/ATT - C. Eberle (6-7), M. Lawter (6-6), L. Duff (3-4), K. Rochard (3-4).

Player	c	po	a	e	fld%	dp	sba	csb	sba%	pb	ci
4 Darby Trull	28	27	1	0	1.000	0	0	0	---	0	0
14 Emma Strouth	27	27	0	0	1.000	0	0	0	---	0	0
25 Carrie Eberle	25	3	22	0	1.000	1	6	1	.857	0	0
9 Al Velazquez	10	9	1	0	1.000	0	0	0	---	0	0
10 Olivia Lattin	5	0	5	0	1.000	0	0	0	---	0	0
3 Keely Rochard	4	2	2	0	1.000	0	3	1	.750	0	0
6 Lauren Duff	73	67	5	1	.986	0	3	1	.750	1	0
2 Jayme Bailey	125	119	4	2	.984	3	0	0	---	0	0
18 Mackenzie Lawter	76	72	2	2	.974	0	6	0	1.000	1	0
29 Maddi Banks	57	25	30	2	.965	2	0	0	---	0	0
20 Sierra Walton	27	25	0	2	.926	1	0	0	---	0	0
8 Kelsey Bennett	51	13	34	4	.922	1	0	0	---	0	0
13 Caitlyn Nolan	79	31	41	7	.911	2	0	0	---	0	0
28 Grace Chavez	0	0	0	0	.000	0	0	0	---	0	0
16 Meredith Slaw	0	0	0	0	.000	0	0	0	---	0	0
31 Kayleigh Addington	0	0	0	0	.000	0	0	0	---	0	0
22 Mara Strum	0	0	0	0	.000	0	0	0	---	0	0
11 Cana Davis	0	0	0	0	.000	0	0	0	---	0	0
7 Keara Napoli	0	0	0	0	.000	0	0	0	---	0	0
21 Stacy Kalt	0	0	0	0	.000	0	0	0	---	0	0
12 Hannah Jones	0	0	0	0	.000	0	0	0	---	0	0
19 Kinsey Johnson	0	0	0	0	.000	0	0	0	---	0	0
5 Dani Hugney	0	0	0	0	.000	0	0	0	---	0	0
Totals	587	420	147	20	.966	5	9	2	.818	2	0
Opponents	573	410	148	15	.974	7	34	5	.872	5	0



OVERALL CONFERENCE STATS



2019 VT Softball
 Conference statistics for Virginia Tech (as of Mar 10, 2019)
 (Conference games only Sorted by Batting avg)



Record: 2-1 Home: 2-1 Away: 0-0 Conference: 2-1

Player	avg	gp-gs	ab	r	h	2b	3b	hr	rbi	tb	slg%	bb	hp	so	gdp	ob%	sf	sh	sb-att	po	a	e	fld%
6 Lauren Duff	.500	1-1	2	0	1	0	0	0	0	1	.500	1	0	0	0	.667	0	0	0-0	9	1	0	1.000
2 Jayme Bailey	.429	3-3	7	3	3	0	0	2	4	9	1.286	1	1	0	0	.556	0	1	0-1	25	0	0	1.000
4 Darby Trull	.400	3-3	10	1	4	1	0	1	3	8	.800	0	0	3	0	.400	0	0	0-0	3	0	0	1.000
9 Al Velazquez	.364	3-3	11	3	4	0	0	1	4	7	.636	0	0	1	0	.364	0	0	1-1	1	0	0	1.000
25 Carrie Eberle	.333	3-2	3	0	1	0	0	0	0	1	.333	0	0	1	0	.333	0	0	0-0	1	2	0	1.000
14 Emma Strouth	.250	3-3	8	3	2	0	0	1	2	5	.625	2	0	1	0	.400	0	0	0-0	0	0	0	.000
8 Kelsey Bennett	.250	3-3	8	1	2	1	0	0	0	3	.375	2	0	0	0	.400	0	0	0-0	4	7	1	.917
29 Maddi Banks	.250	3-3	8	2	2	0	0	0	0	2	.250	0	0	3	0	.250	0	0	1-1	5	6	0	1.000
20 Sierra Walton	.250	2-1	4	0	1	1	0	0	0	2	.500	0	0	1	0	.250	0	0	0-0	0	0	0	.000
13 Caitlyn Nolan	.125	3-3	8	1	1	0	0	1	2	4	.500	1	0	1	0	.200	1	0	0-0	1	10	1	.917
11 Cana Davis	.000	2-2	5	0	0	0	0	0	0	0	.000	0	0	3	0	.000	0	0	0-0	0	0	0	.000
18 Mackenzie Lawter	.000	2-2	2	0	0	0	0	0	0	0	.000	0	0	0	0	.000	0	0	0-0	14	0	0	1.000
28 Grace Chavez	.000	1-0	1	0	0	0	0	0	0	0	.000	1	0	0	0	.500	0	0	0-0	0	0	0	.000
16 Meredith Slaw	.000	1-0	1	0	0	0	0	0	0	0	.000	0	0	0	0	.000	0	0	0-0	0	0	0	.000
19 Kinsey Johnson	.000	3-0	0	2	0	0	0	0	0	0	.000	0	0	0	0	.000	0	0	0-0	0	0	0	.000
21 Stacy Kalt	.000	2-0	0	1	0	0	0	0	0	0	.000	0	0	0	0	.000	0	0	1-1	0	0	0	.000
3 Keely Rochard	.000	1-1	0	0	0	0	0	0	0	0	.000	0	0	0	0	.000	0	0	0-0	0	1	0	1.000
Totals	.269	3	78	17	21	3	0	6	15	42	.538	8	1	14	0	.341	1	1	3-4	63	27	2	.978
Opponents	.344	3	90	15	31	7	0	7	15	59	.656	8	1	23	0	.400	1	1	3-4	59	24	2	.976

LOB - Team (13), Opp (23). IBB - Team (0), Opp (1).

(Conference games only Sorted by Earned run avg)

Player	era	w-l	app	gs	cg	sho	sv	ip	h	r	er	bb	so	2b	3b	hr	b/avg	wp	hp	bk	sfa	sha
20 Sierra Walton	0.00	0-0	1	1	0	0/0	0	0.0	0	0	0	0	0	0	0	0		0	0	0	0	0
25 Carrie Eberle	2.62	2-0	3	1	1	0/0	0	16.0	19	6	6	5	14	2	0	2	.288	2	1	0	0	0
3 Keely Rochard	12.60	0-1	1	1	0	0/0	0	5.0	12	9	9	3	9	5	0	5	.500	0	0	0	1	1
Totals	5.00	2-1	3	3	1	0/0	0	21.0	31	15	15	8	23	7	0	7	.344	2	1	0	1	1
Opponents	4.98	1-2	3	3	0	0/0	0	19.2	21	17	14	8	14	3	0	6	.269	4	1	0	1	1

PB - Team (0), Opp (1). SBA/ATT - C. Eberle (2-2), K. Rochard (1-2), L. Duff (1-2), M. Lawter (2-2).

Player	c	po	a	e	fld%	dp	sba	csb	sba%	pb	ci
2 Jayme Bailey	25	25	0	0	1.000	0	0	0	---	0	0
18 Mackenzie Lawter	14	14	0	0	1.000	0	2	0	1.000	0	0
29 Maddi Banks	11	5	6	0	1.000	0	0	0	---	0	0
6 Lauren Duff	10	9	1	0	1.000	0	1	1	.500	0	0
4 Darby Trull	3	3	0	0	1.000	0	0	0	---	0	0
25 Carrie Eberle	3	1	2	0	1.000	0	2	0	1.000	0	0
3 Keely Rochard	1	0	1	0	1.000	0	1	1	.500	0	0
9 Al Velazquez	1	1	0	0	1.000	0	0	0	---	0	0
8 Kelsey Bennett	12	4	7	1	.917	0	0	0	---	0	0
13 Caitlyn Nolan	12	1	10	1	.917	0	0	0	---	0	0
20 Sierra Walton	0	0	0	0	.000	0	0	0	---	0	0
28 Grace Chavez	0	0	0	0	.000	0	0	0	---	0	0
16 Meredith Slaw	0	0	0	0	.000	0	0	0	---	0	0
11 Cana Davis	0	0	0	0	.000	0	0	0	---	0	0
14 Emma Strouth	0	0	0	0	.000	0	0	0	---	0	0
19 Kinsey Johnson	0	0	0	0	.000	0	0	0	---	0	0
21 Stacy Kalt	0	0	0	0	.000	0	0	0	---	0	0
Totals	92	63	27	2	.978	0	3	1	.750	0	0
Opponents	85	59	24	2	.976	0	3	1	.750	1	0





00
Jada CRITTENDON
OF | 5-1 | r-Fr.
Norfolk, Va.
Jay-duh



2
Jayme BAILEY
U | 5-5 | Fr.
Scott Depot, W.Va.
JAY-me



3
Keely ROCHARD
P | 5-8 | So.
Williamsburg, Va.
KEY-lee row-SHARD



4
Darby TRULL
OF | 5-3 | So.
Fort Mill, S.C.



5
Dani HUGNEY
IF | 5-4 | Jr.
Fairfax Station, Va.
HUGH-gknee



6
Lauren DUFF
C | 5-8 | Sr.
Chesapeake, Va.



7
Keara NAPOLI
P | 5-6 | So.
Alpharetta, Ga.
KEER-uh



8
Kelsey BENNETT
U | 5-5 | Fr.
Jefferson, Ga.



9
AI VELAZQUEZ
OF | 5-5 | So.
Aurora, Colo.



10
Olivia LATTIN
2B | 5-6 | Sr.
Kingston, N.Y.



11
Cana DAVIS
OF | 5-9 | So.
Harrisonburg, Va.
KAY-nuh



12
Hannah JONES
1B | 5-6 | Jr.
Orange, Va.



13
Caitlyn NOLAN
SS | 5-7 | Sr.
Bennettsville, S.C.



14
Emma STROUTH
OF | 5-7 | Sr.
Julian, N.C.
StROwth



16
Meredith SLAW
1B | 5-11 | Fr.
Warsaw, Va.



18
Mackenzie LAWTER
C | 5-5 | So.
South Boston, Va.



19
Kinsey JOHNSON
OF | 5-9 | Sr.
Highland, Md.



20
Sierra WALTON
C | 5-7 | Sr.
Des Moines, Iowa
See-AIR-uh



21
Stacy KALT
U | 5-6 | Fr.
Fallon, Nev.



22
Mara STRUM
P | 6-1 | Fr.
Vinton, Va.
Mare-uh



25
Carrie EBERLE
P | 6-0 | Jr.
Charlotte, N.C.
Eb-er-lee



28
Grace CHAVEZ
C/1B | 5-9 | Fr.
Las Vegas, Nev.



29
Maddi BANKS
IF | 5-6 | Fr.
Bettendorf, Iowa



31
Kayleigh ADDINGTON
U | 5-7 | So.
Lexington, Va.



Pete D'AMOUR
Head Coach
1st Season
Duh-More



Kirin KUMAR
Assistant Coach
1st Season
Kier-in



Doug GILLIS
Assistant Coach
1st Season



Matt GUEMMER
Volunteer Assistant Coach
1st Season
Gim-mer



Sami FAGAN
Coordinator, Player Development
1st Season



Whitney DAVIS SHOWALTER
Director of Operations
5th Season

