



# HOKIES

## 2019 Virginia Tech Softball Game Notes

### #ThisIsHome

March 1-3 | Bulldog Classic  
Jack Turner Stadium | Athens, Ga.

#### INFORMATION

--/[RV] Virginia Tech

Hokies



Record..... 13-2, 0-0 ACC  
All-Time Series.....  
Head Coach..... Pete D'Amour  
Record (Years)..... 13-2 (1st)

No. 8/8 Georgia



Bulldogs

Record..... 15-1, 0-0 SEC  
All-Time Series..... Bulldogs lead 4-1  
Head Coach..... Lu Harris-Champer  
Record (Years)..... 875-322 (20th)

UAB



Blazers

Record..... 8-8, 0-0 C-USA  
All-Time Series..... Blazers lead 2-1  
Head Coach..... Jimmy Kolaitis  
Record (Years)..... 8-8 (1st)

#### NUMBERS TO KNOW

1

• Tech leads the country in shutouts this season, owning nine thus far. But Georgia is right behind, tied for second nationally with eight. (More on page 3)

21

• The Hokies have out-homered their opponents by 21-0. They are one of only seven schools to not allow a HR, while being one of 16 to hit 20-plus.


#### PROJECTED LINEUP

#	Name	BA	H	R	RBI	HR
9	Al Velazquez (RF)	.388	19	14	7	0
4	Darby Trull (CF)	.474	18	11	12	2
11	Cana Davis (DP)	.250	4	3	0	0
13	Caitlyn Nolan (SS)	.388	19	14	16	4
14	Emma Strouth (LF)	.500	25	17	18	2
8	Kelsey Bennett (3B)	.429	18	7	11	4
2	Jayme Bailey (1B)	.333	8	9	2	0
18	Mackenzie Lawter (C)	.278	5	6	4	2
29	Maddi Banks (2B)	.310	9	7	3	1
		<b>ERA</b>	<b>IP</b>	<b>K</b>	<b>BB</b>	<b>WL</b>
25	Carrie Eberle (P)	1.79	43.0	30	10	6-1

#### BASE TO BASE

- The new era of Virginia Tech softball is off to a hot start, as first-year coach Pete D'Amour has led the team to a 13-2 record, marking the fourth-fastest start in its 24 years of being a program. (More on page 3)
- Of the 13 wins this season, five of those have come by run-rule victories, topping last year's mark of two.
- This weekend will be Tech's toughest yet, as it will face a ranked opponent for the first time this year. Though D'Amour has never beaten a ranked team (0-4), he did pick up five Power Five wins when he was the head coach at Kenesaw State from 2017-18. (More on page 4)
- The Hokies did face stiff competition earlier this season, with two of their opponents receiving votes in USA Softball's Top 25. They went 2-1 in those games, defeating Wichita State and Texas State both in run-rule fashion.
- Tech has faced both Georgia and UAB in previous seasons, but does not hold the all-time series advantage in either matchup. D'Amour faced Harris-Champer last year and fell, 4-1.

#### WHO TO WATCH



- Outfielder Emma Strouth has been on a tear since the season opener, racking up the fifth-most hits in Division I with 25.
- She's an even .500, going 25 for 50 with 18 RBIs. If she were to knock in two runs this weekend, she would already top Tech's RBI leader in 2018 (19).

#### LAST TIME OUT

- Tech is coming off a 10-0 run-rule win in five innings over Radford on Wednesday in its first midweek tilt of the season.
- Shortstop Caitlyn Nolan shined at the plate, turning in a 3-for-3 performance with two home runs and a double.
- The two homers marked the second time this season a Hokie has blasted two in the same game (Kelsey Bennett, Feb. 23 vs. Texas State).
- Pitcher Keely Rochard got her seventh win.

### 2019 Schedule

#### FEBRUARY

8	vs. [RV/RV] WICHITA STATE <sup>1</sup>	CHARLESTON, S.C.	W, 11-3 [5]
8	vs. CENTRAL MICHIGAN <sup>1</sup>	CHARLESTON, S.C.	W, 6-0
9	vs. PURDUE <sup>1</sup>	CHARLESTON, S.C.	W, 7-4
9	AT COLLEGE OF CHARLESTON <sup>1</sup>	CHARLESTON, S.C.	W, 13-0 [5]
10	vs. PURDUE <sup>1</sup>	CHARLESTON, S.C.	W, 5-0
16	vs. DETROIT MERCY <sup>2</sup>	CHARLESTON, S.C.	W, 13-0 [5]
16	AT CHARLESTON SOUTHERN <sup>2</sup>	CHARLESTON, S.C.	W, 4-0
17	vs. ETSU <sup>2</sup>	CHARLESTON, S.C.	W, 8-3
17	AT CHARLESTON SOUTHERN <sup>2</sup>	CHARLESTON, S.C.	W, 10-0
22	vs. --/[RV] TEXAS STATE <sup>3</sup>	TAMPA, FLA.	L, 17-5 [5]
22	AT USF <sup>3</sup>	TAMPA, FLA.	L, 7-2
23	vs. GEORGIA STATE <sup>3</sup>	TAMPA, FLA.	W, 6-0
23	vs. --/[RV] TEXAS STATE <sup>3</sup>	TAMPA, FLA.	W, 10-0 [5]
24	vs. GEORGIA STATE <sup>3</sup>	TAMPA, FLA.	W, 5-1
27	AT RADFORD	RADFORD, VA.	W, 10-0 [5]

#### MARCH

1	AT No. 8/8 GEORGIA <sup>4</sup>	ATHENS, GA.	6 P.M.
2	vs. UAB <sup>4</sup>	ATHENS, GA.	1 P.M.
2	AT No. 8/8 GEORGIA <sup>4</sup>	ATHENS, GA.	3:30 P.M.
3	vs. UAB <sup>4</sup>	ATHENS, GA.	10:30 A.M.
8	GEORGIA TECH* <sup>4</sup>	BLACKSBURG, VA.	6 P.M.
9	GEORGIA TECH* <sup>4</sup>	BLACKSBURG, VA.	2 P.M.
10	GEORGIA TECH* <sup>4</sup>	BLACKSBURG, VA.	1 P.M.
15	AT NC STATE* <sup>4</sup>	RALEIGH, N.C.	6 P.M.
16	AT NC STATE* <sup>4</sup>	RALEIGH, N.C.	2 P.M.
17	AT NC STATE* <sup>4</sup>	RALEIGH, N.C.	NOON
19	BINGHAMTON (DH)	BLACKSBURG, VA.	4 & 6 P.M.
20	LIPSCOMB	BLACKSBURG, VA.	6 P.M.
22	AT PITT* <sup>4</sup>	PITTSBURGH, PA.	5 P.M.
23	AT PITT* <sup>4</sup>	PITTSBURGH, PA.	4 P.M.
24	AT PITT* <sup>4</sup>	PITTSBURGH, PA.	NOON
27	RADFORD	BLACKSBURG, VA.	6 P.M.
29	LOUISVILLE* <sup>4</sup>	BLACKSBURG, VA.	6 P.M.
30	LOUISVILLE* <sup>4</sup>	BLACKSBURG, VA.	2 P.M.
31	LOUISVILLE* <sup>4</sup>	BLACKSBURG, VA.	1 P.M.

#### APRIL

5	AT DUKE* <sup>4</sup>	DURHAM, N.C.	5 P.M.
6	AT DUKE* <sup>4</sup>	DURHAM, N.C.	1 P.M.
7	AT DUKE* <sup>4</sup>	DURHAM, N.C.	1 P.M.
10	No. 19/19 JMU (DH)	BLACKSBURG, VA.	4 & 6 P.M.
12	VIRGINIA* <sup>4</sup>	BLACKSBURG, VA.	6 P.M.
13	VIRGINIA* <sup>4</sup>	BLACKSBURG, VA.	2 P.M.
14	VIRGINIA* <sup>4</sup>	BLACKSBURG, VA.	1 P.M.
17	AT CHARLOTTE (DH)	CHARLOTTE, N.C.	4 & 6 P.M.
19	NORTH CAROLINA* (DH)	BLACKSBURG, VA.	4 & 6 P.M.
20	NORTH CAROLINA* <sup>4</sup>	BLACKSBURG, VA.	1 P.M.
26	AT BOSTON COLLEGE* <sup>4</sup>	CHESTNUT HILL, MASS.	6 P.M.
27	AT BOSTON COLLEGE* <sup>4</sup>	CHESTNUT HILL, MASS.	1 P.M.
28	AT BOSTON COLLEGE* <sup>4</sup>	CHESTNUT HILL, MASS.	NOON
30	LONGWOOD (DH)	BLACKSBURG, VA.	4 & 6 P.M.

#### MAY

4	WESTERN CAROLINA (DH)	BLACKSBURG, VA.	NOON & 2 P.M.
8-11	ACC TOURNAMENT	TALLAHASSEE, FLA.	TBA

CAPS = HOME | AT = ROAD | VS. = NEUTRAL SITE | \* = ACC CONFERENCE GAME | DH = DOUBLEHEADER

1 COUGAR CLASSIC | 2 WINGATE BY WYNDHAM INVITE | 3 USF-RAWLINGS INVITATIONAL | 4 BULLDOG CLASSIC

RANKINGS = USA TODAY/NFCA COACHES' POLL / ESPN.COM/USA SOFTBALL TOP 25

#### VIRGINIA TECH CONTACT

Lance Dozier  
Assistant Director, Strategic Communications  
Phone: (507) 993-1898  
Email: lance17@vt.edu

### SOCIAL



@HokiesSoftball



@HokiesSoftball



/HokieSoftball



@HokieSports



**NFCA Week 3 Top 25 Poll**

Feb. 24 | *Opponents in italics*

Team (1st place)	Record	Points	Last
1 Florida State (28)	17-0	794	1
2 UCLA (4)	14-0	771	2
3 Florida	18-0	732	3
4 Oklahoma	13-2	689	4
5 Washington	14-1	681	5
6 Alabama	15-0	648	6
7 Tennessee	11-2	582	7
8 <i>Georgia</i>	<i>14-1</i>	568	8
9 Texas	12-1	528	11
10 LSU	13-3	501	9
11 Louisiana	14-2	449	10
12 Arizona	9-5	417	14
13 South Carolina	11-2	374	15
14 Arkansas	12-3	367	12
15 Arizona State	12-4	348	13
16 Indiana	14-0	308	19
17 Kentucky	9-7	267	16
18 Texas Tech	13-1	238	23
19 <i>JMU</i>	<i>5-2</i>	223	18
20 Oregon	11-4	179	17
21 Oklahoma State	10-5	170	20
22 Auburn	13-3	145	22
23 Minnesota	7-5	84	24
24 Baylor	9-7	75	21
25 Oregon State	12-2	65	RV

**Receiving Votes:** Illinois (49), Northwestern (41), Mississippi State (24), Wisconsin (14), Ohio State (13), Boise State (12), Texas A&M (11), Stanford (10), Drake (9), Louisiana Tech (5), Notre Dame (4), Michigan (2), Southern Illinois (2), North Texas (1)

**USA Softball Week 3 Top 25 Poll**

Feb. 24 | *Opponents in italics*

Team (1st place)	Record	Points	Last
1 Florida State (11)	17-0	489	1
2 UCLA (8)	14-0	488	2
3 Florida	18-0	457	3
4 Oklahoma	13-2	416	4
5 Alabama	15-0	415	6
6 Washington (1)	14-1	410	5
7 Tennessee	13-2	353	7
8 <i>Georgia</i>	<i>14-1</i>	345	9
9 LSU	13-3	344	7
10 Texas	12-1	338	10
11 Louisiana	14-2	260	11
12 Arizona	9-5	256	13
13 South Carolina	11-2	251	14
14 Arkansas	12-3	224	12
15 Indiana	14-0	200	19
16 Texas Tech	13-1	178	25
17 Arizona State	12-4	167	15
18 Oklahoma State	10-5	146	16
19 <i>JMU</i>	<i>5-2</i>	146	18
20 Oregon	11-4	127	17
21 Auburn	13-3	109	21
22 Kentucky	9-7	81	20
T-23 Northwestern	11-3	55	RV
T-23 Oregon State	12-2	55	RV
25 Illinois	10-3	41	24

**Receiving Votes:** Wisconsin (34), Texas A&M (17), Minnesota (14), Ohio State (11), **Virginia Tech (11)**, Baylor (10), Louisiana Tech (3), Mississippi State (3), Texas State (3), Cal State Fullerton (2), Drake (2), Notre Dame (2), California (1), Coastal Carolina (1)

**QUICK FACTS**

University Name	.....Virginia Tech
Location	.....Blacksburg, Va.
Founded	.....1872
Enrollment	.....34,440
President	.....Dr. Timothy Sands
Director of Athletics	.....Whit Babcock
Nickname	.....Hokies
Mascot	.....Hokie Bird
Colors	.....Chicago Maroon and Burnt Orange
Affiliation	.....NCAA Division I
Conference	.....Atlantic Coast

**2018 INFORMATION, 2019 PREVIEW**

Overall Record	.....23-30
ACC Record	.....7-14 (10th)
Starters Returning	.....6
Letterwinners Returning/Lost	.....13/10
Newcomers	.....9
Home Field	.....Tech Softball Park
Capacity	.....1,024

No.	Name	Pos.	Ht.	Yr.	Hometown/High School/Last School
00	Jada Crittendon	OF	5-1	R-Fr.	Norfolk, Va. / Granby
2	Jayme Bailey	U	5-5	Fr.	Scott Depot, W.Va. / Hurricane
3	Keely Rochard	P	5-8	So.	Williamsburg, Va. / Warhill
4	Darby Trull	OF	5-3	So.	Fort Mill, S.C. / Nation Ford
5	Dani Hugney	IF	5-4	Jr.	Fairfax Station, Va. / Robinson Secondary School
6	Lauren Duff	C	5-8	Sr.	Chesapeake, Va. / Hickory
7	Keara Napoli	P	5-6	So.	Alpharetta, Ga. / Cambridge / Georgia
8	Kelsey Bennett	IF	5-5	Fr.	Jefferson, Ga. / Buford
9	Al Velazquez	OF	5-5	So.	Aurora, Colo. / Chanhassen / Minnesota
10	Olivia Lattin	IF	5-6	Sr.	Kingston, N.Y. / Kingston
11	Cana Davis	OF	5-9	So.	Harrisonburg, Va. / Turner Ashby
12	Hannah Jones	IF	5-6	Jr.	Orange, Va. / Orange County
13	Caitlyn Nolan	IF	5-7	Sr.	Bennettsville, S.C. / Marlboro County
14	Emma Strouth	OF	5-7	Sr.	Julian, N.C. / Southeast Guilford
16	Meredith Slaw	IF	5-11	Fr.	Warsaw, Va. / Rappahannock
18	Mackenzie Lawter	C	5-5	So.	South Boston, Va. / Halifax County
19	Kinsey Johnson	OF	5-9	Sr.	Highland, Md. / River Hill
20	Sierra Walton	C/IF	5-7	Sr.	Des Moines, Iowa / Dowling Catholic/Indian Hills CC
21	Stacy Kalt	U	5-6	Fr.	Fallon, Nev. / Churchill
22	Mara Strum	P	6-1	Fr.	Vinton, Va. / William Byrd
25	Carrie Eberle	P	6-0	Jr.	Charlotte, N.C. / Charlotte Catholic
28	Grace Chavez	C	5-9	Fr.	Las Vegas, Nev. / West Career and Technical Academy
29	Maddi Banks	U	5-6	Fr.	Bettendorf, Iowa / Bettendorf
31	Kayleigh Addington	C	5-7	So.	Lexington, Va. / Rockbridge

**Softball Staff:**

- Head Coach:** Pete D'Amour (First season)
- Assistant Coach:** Kirin Kumar (First season)
- Assistant Coach:** Doug Gillis (First season)
- Volunteer Assistant Coach:** Matt Guemmer (First season)
- Coordinator of Player Development:** Sami Fagan (First season)
- Director of Operations:** Whitney Davis Showalter (Fifth season)
- Recruiting Assistant:** Lexi Denny (Second season)

**Pronunciations:**

- Jada Crittendon: Jay-duh
- Jayme Bailey: JAY-me
- Keely Rochard: KEY-lee row-SHARD
- Dani Hugney: HUGH-gknee
- Keara Napoli: KEER-uh
- Cana Davis: KAY-nuh
- Emma Strouth: StrOWth
- Sierra Walton: See-AIR-uh
- Mara Strum: Mare-uh
- Carrie Eberle: Eb-er-lee
- Pete D'Amour: Duh-More
- Kirin Kumar: Kier-in
- Matt Guemmer: Gim-mer





**ACC Standings**

Team	Overall	ACC	Pct.
1. No. 1/1 Florida State	17-0	0-0	1.00
2. [--/RV] Virginia Tech	13-2	0-0	.867
3. Georgia Tech	9-6	0-0	.600
4. Louisville	7-6	0-0	.538
NC State	7-6	0-0	.538
6. [RV/RV] Notre Dame	7-7	0-0	.500
7. North Carolina	6-8	0-0	.429
8. Duke	6-10	0-0	.375
9. Virginia	5-9	0-0	.357
10. Syracuse	4-9	0-0	.308
11. Boston College	3-7	0-0	.300
12. Pitt	2-12	0-0	.143

**Preseason ACC Coaches' Poll**

1. Florida State (121 points, 11 first-place votes)
2. Notre Dame (102 points)
3. North Carolina (95 points)
4. Pitt (88 points)
5. Louisville (75 points)
6. Duke (69 points)
7. Georgia Tech (55 points)
8. Syracuse (51 points)
9. Boston College (47 points)
10. Virginia Tech (41 points, 1 first-place vote)
11. NC State (29 points)
12. Virginia (19 points)

**ACC Preseason All-Conference**

- Raine Wilson, JR, IF, Duke  
 Carsyn Gordon, SR, IF, Florida State  
 Sydney Sherrill, SO, IF, Florida State  
 Sidney Melton, SR, IF, Louisville  
 Olivia Gray, SR, IF, Pitt  
 Zoe Casas, SR, OF, Florida State  
 Kiani Ramsey, SR, OF, North Carolina  
 Bryce Holmgren, SR, OF, Syracuse  
 Abby Sweet, SO, OF, Notre Dame  
 Meghan King, SR, P, Florida State  
 Brittany Pickett, JR, P, North Carolina  
 Alexa Romero, JR, P, Syracuse  
**Carrie Eberle, JR, P, Virginia Tech**  
 Anna Shelnut, JR, C, Florida State  
 Megan Hensley, SR, DP, Louisville

**GREENSBORO, N.C.** – Reigning national champion Florida State leads all ACC teams with five selections to the inaugural Preseason All-ACC Softball Team and has been chosen as the 2019 ACC softball preseason favorite in a vote of the league's 12 head coaches.

The Seminoles have won five straight ACC Softball Championships, and received all 11 possible first-place votes, as coaches were not allowed to vote for their own teams.

Louisville, North Carolina and Syracuse have two representatives each on the preseason team, with Duke, Notre Dame, Pitt and Virginia Tech earning one selection each.

The preseason squad includes nine members named 2018 First Team All-ACC, and five named Second Team All-ACC last year.

**SHUT 'EM DOWN**

- Arguably the two best pitching staffs in the nation will go at it in Athens this weekend, with the Hokies and Bulldogs being one of only four teams nationally to have eight or more shutouts.

School	Shutouts	IP	Batters Faced
Virginia Tech (ACC)	9	93	383
Georgia (SEC)	8	96	390
LSU (SEC)	8	101	419
Loyola Chicago (MVC)	8	87	338

**THE BEST IN THE LAND**

- After racking up 164 hits through 15 games of nonconference play, the Hokies find themselves as one of the best teams at the plate this season.
- They are one of only four teams to own a batting average over .365 (minimum 10 games).

School	Games	At-bats	Hits	BA
Florida State (ACC)	17	439	179	.408
Virginia Tech (ACC)	15	424	164	.387
UCLA (Pac-12)	15	407	152	.373
South Carolina (SEC)	14	356	131	.368

**A SMALL WORLD**

- The world just got smaller in Athens this weekend as coaches and players from Kennesaw State, Georgia and Virginia Tech will cross paths.
- Former Georgia pitcher Keara Napoli now dons the maroon and orange for the Hokies, transferring to Tech after her freshman season with UGA.
- Tech coaches Pete D'Amour and Doug Gillis used to coach current Bulldog pitcher Alley Cutting at Kennesaw State.

**FIRST TO 13 WINS**

- Tech is off to a fast start this season, winning 13 of its first 15 games. That has only been done four times in program history.
- Below are the different teams' records before their third loss of the season and how those teams ended up.

Year	Start	Overall Record	Postseason
2005	19-2	44-25 (4-13 ACC)	Regionals (Charleston)
2013	15-2	38-21 (9-11 ACC)	Regionals (Lexington)
2006	14-2	39-22 (12-8 ACC)	Regionals (Knoxville)
2019	13-2	13-2 (0-0 ACC)	

**A WIN WOULD**

- If Tech does defeat No. 8/8 Georgia, it would mark its first win over a top-10 opponent since April 6, 2016, when it took down No. 6 James Madison (JMU), 2-1.
- It would also mark the Hokies' first victory against a ranked opponent on the road since May 19, 2013, when it beat No. 17 Kentucky, 2-0.

**ON THE COVER OF LETHAL WEAPON**

- Third baseman Kelsey Bennett hit back-to-back home runs last weekend against [RV] Texas State, accomplishing the feat in the third and fifth frames.
- The Georgia native became the first Hokie to do so since March 10, 2017, when Breanna Davenport did it versus No. 1 Florida State.
- Bennett also was the first freshman to hit two homers in the same game since April 30, 2016, when Lauren Duff did it against rival Virginia. It marked the ninth time a freshman has ever hit two out of the park in the same contest.

**THE FIRST**

- Opening games with a lead has been a staple so far in the Pete D'Amour era, as seven of the first nine games the team has scored in the first inning.
- Typically getting a run the first time the starting pitcher goes through the lineup, Tech has scored before its opponent in all 15 games this season.
- The Hokies are on a cold stretch though, only scoring in the first in one of their last five games.

Opponent	Date	1st Inn. Runs	Total Runs
[RV/RV] Wichita State	Feb. 8	4	11
Central Michigan	Feb. 8	2	6
Purdue	Feb. 9	3	7
College of Charleston	Feb. 9	0	13
Purdue	Feb. 10	2	5
Detroit Mercy	Feb. 16	1	13
Charleston Southern	Feb. 16	0	4
ETSU	Feb. 17	1	8
Charleston Southern	Feb. 17	3	10
--/[RV] Texas State	Feb. 22	3	5
USF	Feb. 22	0	2
Georgia State	Feb. 23	1	6
--/[RV] Texas State	Feb. 23	0	10
Georgia State	Feb. 23	0	5
Radford	Feb. 27	0	10

**OUT AHEAD**

- The Hokies typically get off to a fast start, outscoring their opponents 62-4 in the first three innings of the game.
- They have outscored their opponents 20-0 in the first inning, 20-3 in the second and 22-1 in the third.

**ROCHARD MAKES HISTORY**

- Sophomore Keely Rochard was on her A-game in the circle two weekends ago, facing 38 batters and not surrendering a hit and only allowing three walks to Detroit Mercy and Charleston Southern.
- Her two no-hitters made her the third player in school history to have consecutive no-nos, joining Clarisa Crowell (1999) and Ashlee Dobbe (2000).
- She also became the first player since 2000 to accomplish the feat and only the sixth Hokie to post two or more no-hitters, as well as the first no-hitter since Feb. 24, 2017, when Aysha Richardson did it against Seton Hall in five innings.

Name	No-nos	Ex. Inn.	7 IP	5/6 IP	vs. P5
Anglea Tincer (05-08)	14	2	9	3	5
Ashlee Dobbe (99-02)	8	0	5	2	2
Clarisa Crowell (99-02)	4	0	4	0	1
Kelly Heinz (13-15)	3	0	0	3	0
Katie Maynard (03-06)	2	1	1	0	0
Keely Rochard (18-19)	2	0	1	1	0

**ROCHARD SPINNING IT**

- Pitcher Keely Rochard has been a force in the circle all season, owning an NCAA-best six shutouts.
- The sophomore is the only player in the country to have more than five and is one of only three that have four or more.

Name	IP	R	SHO	ERA
Keely Rochard (Virginia Tech)	47.2	8	6	0.73
Erin Edmondson (Texas Tech)	51.2	14	4	1.90
Riley Randolph (Florida Gulf Coast)	53.0	5	4	0.26

**NCAA LOVE**

- NCAA Softball wrote two articles this week and both gave exposure to pitcher Keely Rochard and outfielder Emma Strouth.
- Rochard was named the one of five pitchers off to a hot start and Strouth was named a hitter off to a solid start. Links here - ([Rochard](#)) & ([Strouth](#))





**WEEKLY AWARDS**



Feb. 12



Feb. 12



Feb. 12 & Feb. 19



Feb. 19



Feb. 18

**HOKIES IN THE POLLS**

	NFCA	USA Softball	Softball America	Fastpitch News	College Sports Madness
P	RV	---	---	---	---
W1	RV	---	---	---	---
W2	RV	25	21	---	---
W3	RV	---	---	---	---
W4	---	---	---	---	---
W5	---	---	---	---	---
W6	---	---	---	---	---
W7	---	---	---	---	---
W8	---	---	---	---	---
W9	---	---	---	---	---
W10	---	---	---	---	---
W11	---	---	---	---	---
W12	---	---	---	---	---
W13	---	---	---	---	---
W14	---	---	---	---	---
W15	---	---	---	---	---
Final	---	---	---	---	---

**A WEEKEND FOR FIRSTS**

- The long ball was a common theme for the Hokies in Charleston, who saw six players hit a home run. Of the six, five did it for the first time at the college level. The five consisted of three freshmen and two sophomores.
- For the first-timers, freshman Maddi Banks homered to center versus Detroit Mercy to start it off.
- Sophomore Mackenzie Lawter drilled one down the left-field line against ETSU for a solo HR.
- Fellow sophomore Darby Trull answered two innings later with a solo shot to right center.
- Against Charleston Southern, freshman Kelsey Bennett belted a solo one to left center.
- And in the top of the seventh versus Charleston Southern, freshman Meredith Slaw pinch-hit and sent a rocket to right center, a three-run shot.

**MARGIN OF VICTORY**

- In Tech's 13-0 victory over College of Charleston on Feb. 9, the 13-run differential tied the sixth-best scoring margin in a win in school history.
- The Hokies followed it up a week later, beating Detroit Mercy by the same score, 13-0, on Feb. 16.

Opponent	Date	Score	Location
Florida A&M	Feb. 9, 2018	19-1 (18)	Gulf Shores, Ala.
Seton Hall	Feb. 21, 2015	18-0 (18)	Greenville, N.C.
St. Louis	Feb. 28, 1998	19-3 (16)	Atlanta, Ga.
Virginia	April 30, 2016	15-0 (15)	Blacksburg, Va.
Radford	March 30, 2002	15-0 (15)	Blacksburg, Va.
Detroit Mercy	Feb. 16, 2019	13-0 (13)	Charleston, S.C.
Col. of Charleston	Feb. 9, 2019	13-0 (13)	Charleston, S.C.
Seton Hall	Feb. 24, 2017	13-0 (13)	Greenville, N.C.
George Mason	March 7, 2004	15-2 (13)	Kissimme, Fla.
NC A&T	April 25, 1998	15-2 (13)	Blacksburg, Va.
St. Bonaventure	April 12, 1998	13-0 (13)	Blacksburg, Va.

**AGAINST THE POWER FIVE**

- While at Kennesaw State, Coach D'Amour had a knack for winning against teams from a Power Five conference.
- D'Amour took down four Power Five schools, including two in extra innings.

Date	School	Site	Score
Feb. 25, 2018	Illinois	Kennesaw, Ga.	5-4 (8)
March 10, 2018	Michigan State	Kennesaw, Ga.	W, 9-8
March 11, 2018	Michigan State	Kennesaw, Ga.	W, 7-3
March 25, 2018	NC State	Raleigh, N.C.	W, 8-2
April 11, 2018	Georgia Tech	Kennesaw, Ga.	W, 1-0 (10)

**LIKE I'M JORDAN, '96, '97**

- Opening weekend, the Hokies had two players hit back-to-back home runs in Emma Strouth and Caitlyn Nolan against Central Michigan on Feb. 9.
- Seven days later, two different players did the same thing, as Hannah Jones and Maddi Banks cranked out two in a row versus Detroit Mercy on Feb. 16.

**BEST STARTS IN SCHOOL HISTORY**

- With the Hokies starting the season 9-0 after winning two tourney in Charleston, they tie the second-best start in school history and have a chance to claim it outright this weekend.
- Below is the best starts in school history and how those teams ended up.

Year	Start	Overall Record	Postseason
2006	10-0	39-22 (12-8 ACC)	Regionals (Knoxville)
2019	9-0	13-2 (0-0 ACC)	---
2015	9-0	34-23 (9-14 ACC)	Regionals (Knoxville)
2012	7-0	43-21 (12-8 ACC)	Regionals (Knoxville)

**YOUTH MOVEMENT**

- With three-year starter Olivia Lattin going down to injury, second base has come open and freshman Maddi Banks has filled that role with five starts there.
- Fellow freshmen Kelsey Bennett and Jayme Bailey have enjoyed early playing time, as the two play in the infield at third and first base.
- The outfield has two underclassmen start as well, with sophomores Darby Trull (CF) and Al Velazquez (RF) holding it down, while Mackenzie Lawter is behind the dish.
- That means the five of the eight positions, excluding pitcher, are underclassmen. But the two seniors are key in LF Emma Strouth (.500, 18 RBIs) and SS Caitlyn Nolan (.388, 16 RBIs).

**NFCA TIDBITS**

- When Caitlyn Nolan was named NFCA DI National Player of the Week on Feb. 12 and teammate Keely Rochard followed up with NFCA DI National Pitcher of the Week the next week, it made history.
- Since 2015, it had only happened three times that a school repeated national player of the week. However, it was the same person in each instance, making Tech's situation the first in the last four years.

Name	School	Position	Year
Ally Carda	UCLA	Pitcher	2015
Shelby Turnier	UCF	Pitcher	2015
Rachel Garcia	UCLA	Pitcher	2018
<b>Caitlyn Nolan/Keely Rochard</b>	<b>Virginia Tech</b>	<b>SS/P</b>	<b>2019</b>

**NEW POWER FIVE HEAD COACHES**

- The offseason was an eventful one for the coaching carousel, especially in the Power Five. There were 58 coaching changes in Division I, including 11 in the Power Five.
- D'Amour was one of the 11 and he is one of seven that came from a mid-major as a head coach. Two were sitting Power Five head coaches (Texas' Mike White and Louisville's Holly Aprile) and two were Power Five assistant coaches (Oregon's Melyssa Lombardi and Kansas' Jennifer McFalls).
- Interestingly enough, of the 11 Power Five head coaching moves, the ACC is the conference with the most change (5 moves), making up 45 percent.

Name	Old School	Title	New School
Larissa Anderson	Hofstra	HC	Missouri
Holly Aprile	Pitt	HC	Louisville
Kristen Butler	Toledo	HC	Rutgers
Pete D'Amour	Kennesaw State	HC	Virginia Tech
Shannon Doepking	Dartmouth	HC	Syracuse
Renee Gillipsie	UCF	HC	Iowa
Jodi Hermanek	Ohio	HC	Pitt
Melyssa Lombardi	Oklahoma	Ass.	Oregon
Jennifer McFalls	Texas	Ass.	Kansas
Jennifer Patrick-Swift	St. Francis	HC	NC State
Mike White	Oregon	HC	Texas



### STROUTH RISING IN TRIPLES

- Senior Emma Strouth, a speedster in the outfield, also gets it done out of the box as she is now No. 2 all-time in the record books, following her triple against Purdue on Feb. 10.
- She is three away from tying the Hokies' all-time leader in Bronwyn Blair, who set the record at 12 her senior year in 2001.

Name	Game	Triples
Bronwyn Blair	1998-01	12
<b>Emma Strouth</b>	<b>2016-19</b>	<b>9</b>
Ashton Ward	2010-11	8
Charisse Mariconda	2006-09	8
Carmen Farmer	2000-03	8
Michelle Meadows	1997-00	8
Melissa Sanderson	1996	8

### A TOP-100 PLAYER

- Pitcher Carrie Eberle was named to Softball America's inaugural top-100 players lists, as announced by the newly formed organization on Feb. 7.
- The junior was one of 10 players from the ACC and one of 35 pitchers.

### EBERLE NAMED AN ALL-AMERICAN

- After a breakout season in the circle in 2018, Carrie Eberle was named a preseason All-American by Justin's World of Softball (JWOS).
- Eberle boasts the second-best returning ERA and opponent batting average in the ACC.

### FIRST TIME FOR EVERYTHING

- For the first time in ACC history, the league office asked the conference's coaches to submit a preseason ballot naming an all-conference team.
- Tech's Carrie Eberle found her name on the preseason all-conference team, being one of four pitchers named to the prestigious list. The Hokies were picked 10th in the preseason poll, including a first-place vote.

### THE RETURN

- After deciding not to play last season, catcher Lauren Duff makes her return to the team this season.
- The 2016 ACC Freshman of the Year should contribute immediately behind the plate. During her rookie campaign, the Chesapeake, Virginia native batted .347 with 43 hits, 20 RBIs and five home runs, while throwing out 13 runners.
- Her sophomore season saw similar success, as Duff hit over .300 for the second consecutive season, drove in 21 RBIs and belted seven home runs behind a career-high 48 hits.
- This season so far Duff has contributed with seven starts at catcher, a .355 batting average and five RBIs.

### NEW YEAR, NEW FACES

- Tech's Pete D'Amour became only the second coach in school history this past summer and he brought in a new staff with him.
- His first hire came on June 27, 2018, when he tabbed Kirin Kumar as an assistant coach. Kumar, who has ties to the ACC, comes most recently from NC State and played at Georgia Tech.
- Coming with him from the Peach State, Doug Gillis was hired on August 10, 2018, after being the pitching coach at Kennesaw State. He holds the same role in Blacksburg.
- On Aug. 30, 2018, D'Amour added his volunteer assistant in Matt Guemmer. Guemmer, who graduated from Missouri, worked with D'Amour in Columbia as a student manager from 2012-13. He most recently comes from DeSoto High School, where he was the head softball coach and won a state title in 2014.
- Former All-American at Missouri Sami Fagan joined the staff in the winter after playing professionally in Japan and the United States. She holds the title of coordinator of player development.

## HOME RUN TRACKER

Who	What	Count	When
Caitlyn Nolan	3-run HR to CF	1-0 (2 inn.)	vs. [RV] Wichita State (2/8/19)
Emma Strouth	Solo HR to LF	2-0 (4 inn.)	vs. Central Michigan (2/8/19)
Caitlyn Nolan	Solo HR to LF	2-2 (4 inn.)	vs. Central Michigan (2/8/19)
Olivia Lattin	Solo HR to LC	2-1 (2 inn.)	vs. Purdue (2/9/19)
Hannah Jones	3-run HR to CF	1-2 (5 inn.)	vs. Detroit Mercy (2/16/19)
Maddi Banks	Solo HR to CF	2-2 (5 inn.)	vs. Detroit Mercy (2/16/19)
Mackenzie Lawter	Solo HR to LFL	3-1 (2 inn.)	vs. ETSU (2/17/19)
Darby Trull	Solo HR to RC	2-1 (4 inn.)	vs. ETSU (2/17/19)
Kelsey Bennett	Solo HR to LC	1-0 (3 inn.)	vs. Charleston Southern (2/17/19)
Meredith Slaw	3-run HR to RC	1-0 (7 inn.)	vs. Charleston Southern (2/17/19)
Grace Chavez	2-run HR to CF	1-0 (5 inn.)	vs. [RV] Texas State (2/22/19)
Darby Trull	2-run ITP HR	3-2 (3 inn.)	vs. USF (2/22/19)
Grace Chavez	Solo HR to LFL	3-2 (1 inn.)	vs. Georgia State (2/23/19)
Emma Strouth	Solo HR to LC	1-0 (7 inn.)	vs. Georgia State (2/23/19)
Kelsey Bennett	2-run HR to LC	0-0 (3 inn.)	vs. [RV] Texas State (2/23/19)
Kelsey Bennett	2-run HR to CF	1-0 (5 inn.)	vs. [RV] Texas State (2/23/19)
Meredith Slaw	2-run HR to RF	0-0 (6 inn.)	vs. [RV] Texas State (2/23/19)
Mackenzie Lawter	2-run HR to LC	1-2 (2 inn.)	vs. Georgia State (2/24/19)
Caitlyn Nolan	Solo HR to LC	0-0 (3 inn.)	at Radford (2/27/19)
Kelsey Bennett	Solo HR to RF	2-1 (3 inn.)	at Radford (2/27/19)
Caitlyn Nolan	2-run HR to LFL	1-2 (4 inn.)	at Radford (2/27/19)

### Notes

- Total team HRs: 21
- Strouth/Nolan's HRs vs. Central Michigan were back-to-back
- Jones/Banks' HRs vs. Detroit Mercy were back-to-back
- Trull's HR vs. ETSU was a leadoff HR
- Trull's HR vs. USF was inside the park
- Bennett's two HRs vs. [RV] Texas State were back-to-back

## TEAM, PLAYER & OPPONENT HIGHS

Hits	Runs	RBIs	HRs	Ks	Walks Allowed
Team	17 vs. Detroit Mercy (2/16/19)	13, 2x, last vs. Detroit Mercy (2/16/19)	12 vs. Detroit Mercy (2/16/19)	13, 2x, last at Charleston Southern (2/17/19)	12 vs. [RV] Texas State (2/22/19)
Player	4 - Darby Trull vs. ETSU (2/17/19)	3 - (4 times)	4 - Kelsey Bennett vs. [RV] Texas State (2/23/19)	13, 2x, last Keely Rochard at Charleston Southern (2/17/19)	7 - Mara Strum vs. [RV] Texas State (2/22/19)
Opponent	11 - USF (2/22/19)	17 - [RV] Texas State (2/22/19)	17 - [RV] Texas State (2/22/19)	4 - [RV] Texas State (2/22/19)	7 - Purdue (2/10/19)





**THE LAST TIME VIRGINIA TECH..**

Recorded 10+ hits in a game	10, vs. Georgia State (2/24/19)
Recorded 15+ hits in a game	15, vs. ETSU (2/17/19)
Scored 10+ runs in a game	10, at Radford (2/27/19)
Scored 15+ runs in a game	19, vs. Florida A&M (2/9/18)
Drew eight walks or more in a game	8, at Virginia [1] (4/14/18)
Stole five or more bases in a game	7, vs. Purdue (2/10/19)
Hit 3 home runs in a game	3, at Radford [5] (2/27/19)
Hit 4 home runs in a game	4, vs. Hampton (5/2/18)
Hit 4+ home runs in a game	5, vs. Virginia (4/30/16)
Had 3+ players with 3+ hits in a game	3-Lauren Duff, 3-Emma Strouth & 3-Carolina Schoenewald, WCU [1] (4/25/17)
Turned a triple play	No. 1 Florida State, L, 12-5 [1] (3/10/17)
Highest ranked opponent defeated	No. 4 Michigan, 6-2, at Gainesville, Fla. (2/20/99)
Defeated ranked opponent at home	No. 6 JMU, 2-1 (4/6/16)
Highest ranked opponent defeated at home	No. 6 JMU, 2-1 (4/6/16)
Defeated ranked opponent on the road	No. 17 Kentucky, 2-0 (5/19/13)
Highest ranked opponent defeated on the road	No. 6 Michigan, 6-1 (5/25/08)
Defeated ranked opponent at neutral site	vs. No. 20 Michigan, 1-0 [8], in Austin, Texas (2/24/18)
Highest ranked opponent defeated at neutral site	No. 4 Michigan, 6-2, at Gainesville, Fla. (2/20/99)
Defeated a top-10 team	No. 6 JMU, 2-1 (4/6/16)
Won a run-rule game	at Radford 10-0 [5] (2/27/19)
Lost a run-rule game	vs. [RV] Texas State, 17-5 [5] (2/22/19)
Won an extra-inning game	Liberty, 1-0 [8] (4/10/18)
Lost an extra-inning game	at North Carolina, 4-3 [8] (4/8/18)
Was no-hit by	Alexa Romero, vs. Syracuse, L, 2-0 (3/9/18)

**THE LAST TIME A TECH PLAYER..**

Recorded five hits in a game	Caroline Schoenewald, vs. Lamar (2/8/18)
Recorded four hits in a game	Darby Trull, vs. ETSU (2/17/19)
Drove in 5+ runs in a game	6, Carrie Eberle vs. Florida A&M (2/9/18)
Scored 4+ runs in a game	Caroline Schoenewald, vs. Lamar (2/8/18)
Hit a grand slam	Olivia Lattin at Virginia [1] (4/14/18)
Hit 2+ home runs in a game	2, Caitlyn Nolan at Radford (2/27/19)
Player hit back-to-back home runs	3rd & 5th inn., Kelsey Bennett vs. [RV] Texas State (2/23/19)
Players hit back-to-back home runs	Hannah Jones & Maddi Banks vs. Detroit (2/16/19)
Players hit back-to-back-to-back home runs	2nd inn. K. McGoldrick, K. Smith and K. Mericka vs. Seton Hall (2/21/15)
Hit for the cycle	Never
Had 2+ doubles in a game	2, Sierra Walton at Charleston Southern (2/17/19)
Had 2+ triples in a game	2, Courtney Brinkman at ETSU (4/25/02)
Drew 4+ walks in a game	4, Courtney Liddle vs. Miami (3/10/12)
Stole 3+ bases in a game	3, Kat Banks vs. Boston College (3/27/11)
Had a walk-off home run	Caroline Schoenewald vs. Liberty, 1-0 [8] (4/10/18)
Had a walk-off grand slam	Betty Rose vs. Cornell, 8-4 (3/20/12)
Had a walk-off hit	Caroline Schoenewald vs. Liberty 1-0 [8] (4/10/18)

**THE LAST TIME A TECH PLAYER..**

Struck out 15+ batters	15, Maggie Tyler at USC-Upstate (2/27/16)
Struck out 10+ batters	13, Keely Rochard at Charleston Southern (2/17/19)
Threw a no-hitter	Keely Rochard vs. Charleston Southern (2/17/19)
Threw a 7-inning no-hitter	Keely Rochard vs. Charleston Southern (2/17/19)
Threw a 7-plus-inning no-hitter	Angela Tincher vs. Florida State (5/10/08)
Threw a perfect game	Jasmin Harrell vs. Liberty [5 Inn.] (5/1/12)
Threw a 7-plus-inning perfect game	Angela Tincher vs. Florida State [8 Inn.] (3/24/07)

**THE LONGEST TECH GAMES..**

14 Innings	Virginia Tech 3, Florida State 2; First Round of 2005 ACC Championship (College Park, Md.)
13 Innings	Virginia Tech 3, Marshall 2; 2013 NCAA Tournament (Lexington, Ky.)
12 Innings	BC 2, VT 1; 2003 (Chestnut Hill), VT 1, Louisville 0; 2005 NAAs (Knoxville), Arizona 4, VT 3; 2008 (Tucson)
11 Innings	VT 2, Liberty 1; 2000 (Chattanooga); VT 6, Nevada 5; 2005 (Las Vegas)
10 Innings	10 times; last: Virginia Tech 6, Pitt 3; 2015 (Pittsburgh, Pa.)
9 Innings	25 times; last: Lamar 10, Virginia Tech 9 (Gulf Shores, Ala.)

**What's a Hokie?**



The answer leads all the way back to 1896 when Virginia Agricultural and Mechanical College changed its name to Virginia Polytechnic Institute. With the change came the necessity for writing a new cheer and a contest for such a purpose was held by the student body.

Senior O.M. Stull won first prize for his "Hokie" yell which is still used today. Later, when asked if "Hokie" had any special meaning, Stull explained the word was solely the product of his imagination and was used only as an attention-getter for his yell. It soon became a nickname for all Tech teams and for those people loyal to Tech athletics.

The official university school colors - Chicago Maroon and Burnt Orange - also were introduced in 1896. The colors were chosen by a committee because they made a 'unique combination' not worn elsewhere at the time. The official definition of "Hokie" is "a loyal Virginia Tech Fan".

**'19 CLASS OF ACC COACHES**




- The Atlantic Coast Conference enters 2019 with five new head coaches from its 12 member institutions, including Louisville's Holly Aprile, NC State's Jennifer Patrick-Swift, Pitt's Jodi Hermanek, Syracuse's Shannon Doepking and Virginia Tech's Pete D'Amour.
- Previously, Aprile was the head coach at Pitt, Patrick-Swift was the head coach at St. Francis, Hermanek was the head coach at Ohio, Doepking was the head coach at Dartmouth and D'Amour was the head coach at Kennesaw State.

Name	Team	Overall	ACC	Home	Away	Neutral
Pete D'Amour	Virginia Tech	13-2	0-0	0-0	4-1	9-1
Holly Aprile	Louisville	7-6	0-0	0-0	1-1	6-5
Jennifer Patrick-Swift	NC State	7-6	0-0	3-4	2-0	2-2
Shannon Doepking	Syracuse	4-9	0-0	0-0	1-2	3-7
Jodi Hermanek	Pitt	2-12	0-0	0-0	0-3	2-9

**SOFTBALL INDOOR FACILITY**

- The facility, which is attached to Rector Field House (track & field) and immediately adjacent to Tech Softball Park, opened this fall and provides the Hokies with an indoor infield for practice during inclement weather, along with four cages for hitting and pitching practice.
- The one-story building also features two coaches rooms, an equipment room, a team room, a film room, a mudroom and team facilities. The facility will be available to the program year-round and will have uses for practice, team events and gameday necessities. The new facility will encompass more than 16,000 square feet.
- The facility was designed by Cannon Designs and was built by Branch Associates of Salem, Virginia. This project was a part of a larger plan that vastly improved Rector Field House (track & field) and all of the adjacent athletics facilities. Total cost was roughly \$18 million.



			
Batting average	.339	.320	.387
Slugging percentage	.625	.516	.601
On-base percentage	.445	.364	.463
Fielding percentage	.963	.950	.964
ERA	1.17	5.34	1.58
Opponent BA	.175	.312	.169

**TEAM AVERAGES**

- Coming into the Bulldog Classic, the Hokies boast the top mark in the six categories, owning four averages. It has a slight lead in fielding percentage(.964), just .001 more than UGA, while having a healthy margin in batting average (.387).
- The Bulldogs have two spots to their name, having the top slugging percentage (.625) and ERA (1.17) by quite a bit.



**D'AMOUR'S RECORD WHEN...**

Total:	92-39
Conference:	25-9
Nonconference:	67-30
Home:	45-16
Away:	23-14
Neutral:	24-9
Day:	67-25
Night:	25-14
1-Run games:	21-14
2-Run games:	11-3
5+Run games:	39-13
Extra innings:	6-5
Shutouts:	30-9
Scoring 0-2 runs:	8-20
Scoring 3-5 runs:	31-17
Scoring 6-9 runs:	39-2
Scoring 10+ runs:	14-0
Opponent 0-2 runs:	64-6
Opponent 3-5 runs:	25-13
Opponent 6-9 runs:	3-16
Opponent 10+ runs:	0-4
Scored in 1st inning:	40-7
Scores first:	71-14
Opp. scores first:	21-25
After 4 leading:	63-3
After 4 trailing:	9-25
After 4 tied:	14-11
After 5 leading:	69-4
After 5 trailing:	5-28
After 5 tied:	13-6
After 6 leading:	64-2
After 6 trailing:	4-26
After 6 tied:	9-6
Hit 0 home runs:	32-30
Hit 1 home run:	30-7
Hit 2+ home runs:	30-2
Opponent 0 home runs:	64-17
Opponent 1 home run:	21-16
Opponent 2+ HRs:	6-6
Made 0 errors:	37-18
Made 1 error:	33-11
Made 2+ errors:	21-10
Opp. made 0 errors:	27-13
Opp. made 1 error:	32-12
Opp. made 2+ errors:	33-14
Out-hit opponent:	76-6
Out-hit by opponent:	9-27
Hits are tied:	6-6

**GAMES SUMMARY**

<b>Score by innings</b>	<b>1</b>	<b>2</b>	<b>3</b>	<b>4</b>	<b>5</b>	<b>6</b>	<b>7</b>	<b>Total</b>	
Virginia Tech	20	20	22	15	26	6	6	115	
Opponents	0	3	1	23	3	2	4	36	

<b>Record when ...</b>									
Overall	13-2							After 4 leading	13-0
Conference	0-0							..... trailing	0-2
Non-Conference	13-2							..... tied	0-0
Home games	0-0							After 5 leading	9-0
Away games	4-1							..... trailing	0-1
Neutral site	9-1							..... tied	0-0
Day games	12-2							After 6 leading	8-0
Night games	1-0							..... trailing	0-1
vs Left starter	1-0							..... tied	0-0
vs Right starter	12-2							Hit 0 home runs	3-0
1-Run games	0-0							... 1 home run	3-2
2-Run games	1-0							... 2+ home runs	7-0
5+Run games	10-2							Opponent 0 home runs	13-2
Extra innings	0-0							..... 1 home run	0-0
Shutouts	9-0							..... 2+ HRs	0-0
Scoring 0-2 runs	0-1							Made 0 errors	8-0
..... 3-5 runs	3-1							.... 1 error	2-2
..... 6-9 runs	4-0							.... 2+ errors	3-0
..... 10+ runs	6-0							Opp. made 0 errors	5-2
Opponent 0-2 runs	10-0							..... 1 error	5-0
..... 3-5 runs	3-0							..... 2+ errors	3-0
..... 6-9 runs	0-1							Out-hit opponent	13-0
..... 10+ runs	0-1							Out-hit by opponent	0-1
Opponent 0-2 runs	10-0							Hits are tied	0-1
..... 3-5 runs	3-0								
..... 6-9 runs	0-1								
..... 10+ runs	0-1								
Scored in 1st inning	8-1								
Opp. scored in 1st	0-0								
Scores first	13-2								
Opp. scores first	0-0								

**Record when team scores:**

Runs	0	1	2	3	4	5	6	7	8	9	10+
W-L	0-0	0-0	0-1	0-0	1-0	2-1	2-0	1-0	1-0	0-0	6-0

**Record when opponent scores:**

Runs	0	1	2	3	4	5	6	7	8	9	10+
W-L	9-0	1-0	0-0	2-0	0-0	1-0	0-0	0-1	0-0	0-0	0-1

**Record when leading after:**

Inn.	1	2	3	4	5	6
W-L	8-1	11-1	13-2	13-0	9-0	8-0

**Record when trailing after:**

Inn.	1	2	3	4	5	6
W-L	0-0	1-0	0-0	0-2	0-1	0-1

**Record when tied after:**

Inn.	1	2	3	4	5	6
W-L	5-1	1-1	0-0	0-0	0-0	0-0

**WHERE THEY AT**

- Tech has 24 players on the squad who represent 10 states, including two out West and one apiece from the Midwest and Northeast.
- Virginia is where the most players (10) are from on the team, making up 42 percent.
- Tech boasts two players each from five states, including Georgia, Iowa, Nevada, North Carolina and South Carolina.



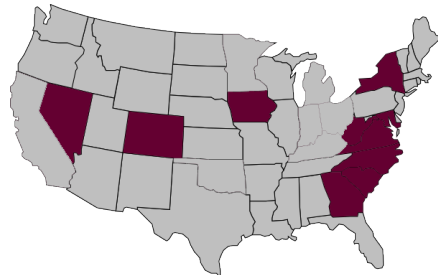
**WHEN THE LONG BALL...**

- If a player under Coach D'Amour hits a home run, the outcome is likely over. D'Amour is 30-7 when there is a homer and 30-2 if two or more.

**STATES**

Virginia (10)

#00 Jada Crittendon	#3 Keely Rochar
#5 Dani Hugney	#6 Lauren Duff
#11 Cana Davis	#12 Hannah Jones
#16 Meredith Slaw	#18 Mackenzie Lawter
#22 Mara Strum	#31 Kayleigh Addington



**STATES**

Georgia (2)

#7 Keara Napoli	#8 Kelsey Bennett
-----------------	-------------------

Iowa (2)

#20 Sierra Walton	#29 Maddi Banks
-------------------	-----------------

Nevada (2)

#21 Stacy Kalt	#28 Grace Chavez
----------------	------------------

North Carolina (2)

#14 Emma Strouth	#25 Carrie Eberle
------------------	-------------------

South Carolina (2)

#4 Darby Trull	#13 Caitlyn Nolan
----------------	-------------------

Colorado (1)

#9 Al Velazquez
-----------------

Maryland (1)

#19 Kinsey Johnson
--------------------

New Carolina (1)

#10 Olivia Lattin
-------------------

West Virginia (1)

#2 Jayme Bailey
-----------------



### TEAM GAME-BY-GAME SITUATIONS (BATTING)

Date	Opponent	h/ab	Left	Right	Runners	Empty	Loaded	2-outs	RBI-op	Leadoff	LT 2out	LOB
Feb 08	vs Wichita State	13-28	7-11	6-17	9-19	4-9	1-1	1-6	5-13	4-5	3-6	4
Feb 08	vs Central Michigan	10-27	0-0	10-27	5-13	5-14	0-4	2-7	2-9	3-6	3-5	7
Feb 09	vs Purdue	11-31	0-0	11-31	4-17	7-14	0-0	3-10	3-11	3-7	2-3	8
Feb 09	at Col. of Charleston	13-27	0-0	13-27	10-21	3-6	1-1	3-7	8-12	3-5	5-5	4
Feb 10	vs Purdue	12-27	0-0	12-27	6-20	6-7	0-2	3-9	5-17	5-6	1-4	12
Feb 16	vs Detroit Mercy	17-30	0-0	17-30	10-19	7-11	0-0	3-7	7-15	3-5	4-5	4
Feb 16	at Charleston So.	10-31	0-0	10-31	6-23	4-8	0-0	1-8	3-15	5-7	2-4	9
Feb 17	vs ETSU	15-34	0-0	15-34	9-21	6-13	1-3	5-12	6-14	4-8	2-3	12
Feb 17	at Charleston So.	14-34	0-0	14-34	8-23	6-11	0-0	7-14	7-16	5-7	1-1	9
Feb 22	vs Texas State	6-20	0-0	6-20	5-10	1-10	1-3	1-6	3-7	2-5	2-3	5
Feb 22	at South Florida	5-24	0-0	5-24	2-10	3-14	0-2	3-8	1-3	1-7	0-1	5
Feb 23	vs Georgia State	10-31	0-0	10-31	5-16	5-15	0-0	7-14	3-9	3-7	1-1	8
Feb 23	vs Texas State	10-28	0-0	10-28	7-12	3-16	0-1	4-11	3-6	2-6	2-2	4
Feb 24	vs Georgia State	10-29	0-0	10-29	5-22	5-7	0-3	1-8	3-10	5-6	2-5	9
Feb 27	at Radford	8-23	0-0	8-23	3-11	5-12	1-1	3-9	2-8	2-5	1-1	5
Totals		164-424	7-11	157-413	94-257	70-167	5-21	47-136	61-165	50-92	31-49	105
		.387	.636	.380	.366	.419	.238	.346	.370	.543	.633	

### TEAM GAME-BY-GAME SITUATIONS (PITCHING)

Date	Opponent	Score	Total	vs	vs	With	Bases	With	Reach as	Gnd	Fly	ERA
		Score	h/ab	Left	Right	Runners	Empty	2-outs	Leadoff	Out	Out	
Feb 08	vs Wichita State	11-3	6-21	2-10	4-11	2-14	4-7	1-6	3-5	4	3	4.20
Feb 08	vs Central Michigan	6-0	2-23	1-9	1-14	0-6	2-17	1-8	0-7	0	8	1.75
Feb 09	vs Purdue	7-5	5-28	2-6	3-22	3-17	2-11	1-7	3-7	10	7	2.21
Feb 09	at Col. of Charleston	13-0	1-16	0-8	1-8	1-6	0-10	0-5	1-5	1	7	1.75
Feb 10	vs Purdue	5-0	3-24	0-4	3-20	2-6	1-18	2-9	0-7	1	10	1.35
Feb 16	vs Detroit Mercy	13-0	0-14	0-4	0-10	0-1	0-13	0-4	0-5	2	3	1.17
Feb 16	at Charleston So.	4-0	2-23	2-11	0-12	0-3	2-20	1-8	0-7	15	1	0.98
Feb 17	vs ETSU	8-3	6-27	1-11	5-16	4-11	2-16	2-9	1-7	16	1	0.98
Feb 17	at Charleston So.	10-0	0-21	0-7	0-14	0-4	0-17	0-7	0-7	2	6	0.86
Feb 22	vs Texas State	5-17	6-21	2-9	4-12	5-12	1-9	4-10	1-5	6	7	1.69
Feb 22	at South Florida	2-7	11-27	7-18	4-9	6-14	5-13	1-6	3-6	9	4	2.06
Feb 23	vs Georgia State	6-0	4-25	2-6	2-19	1-6	3-19	2-9	1-7	2	10	1.87
Feb 23	vs Texas State	10-0	6-24	2-9	4-15	2-15	4-9	3-9	4-6	8	4	1.73
Feb 24	vs Georgia State	5-1	2-26	1-10	1-16	1-11	1-15	0-8	2-7	10	6	1.67
Feb 27	at Radford	10-0	3-18	3-7	0-11	0-4	3-14	2-7	0-5	3	6	1.58
Totals		115-36	57-338	25-129	32-209	27-130	30-208	20-112	19-93	89	83	1.58
			.169	.194	.153	.208	.144	.179	.204			





### TEAM GAME-BY-GAME HITTING

Date	Opponent	ab	r	h	rbi	2b	3b	hr	tb	bb	ibb	sb	cs	hbp	sac	sf	gdp	k	po	a	e	lob	avg
Feb 08	vs Wichita State	28	11	13	10	4	0	1	20	1	0	1	0	1	0	0	0	3	15	5	1	4	.464
Feb 08	vs Central Michigan	27	6	10	6	0	0	2	16	2	0	0	0	1	0	1	1	1	21	0	0	7	.418
Feb 09	vs Purdue	31	7	11	6	4	0	1	18	4	0	3	0	0	0	1	0	0	21	11	4	8	.395
Feb 09	at Col. of Charleston	27	13	13	11	1	0	0	14	5	0	3	0	0	0	0	0	0	15	2	0	4	.416
Feb 10	vs Purdue	27	5	12	5	5	1	0	19	7	0	7	0	0	0	1	1	1	21	2	0	12	.421
Feb 16	vs Detroit Mercy	30	13	17	12	2	0	2	25	2	0	2	1	0	0	0	0	2	15	2	0	4	.447
Feb 16	at Charleston So.	31	4	10	4	1	0	0	11	2	0	1	0	0	1	0	0	2	21	14	0	9	.428
Feb 17	vs ETSU	34	8	15	8	2	0	2	23	5	0	2	0	2	0	0	0	3	21	17	1	12	.430
Feb 17	at Charleston So.	34	10	14	10	4	0	2	24	6	0	2	0	0	0	0	0	1	21	3	0	9	.428
Feb 22	vs Texas State	20	5	6	5	0	0	1	9	3	0	1	0	1	1	0	0	4	15	5	1	5	.419
Feb 22	at South Florida	24	2	5	2	0	0	1	8	3	0	0	1	1	0	0	0	3	18	8	1	5	.403
Feb 23	vs Georgia State	31	6	10	5	0	0	2	16	3	0	2	0	1	0	0	0	2	21	2	0	8	.395
Feb 23	vs Texas State	28	10	10	10	2	0	3	21	2	0	2	1	2	0	0	0	2	18	10	3	4	.392
Feb 24	vs Georgia State	29	5	10	5	0	0	1	13	3	0	4	0	0	0	0	0	2	21	9	3	9	.389
Feb 27	at Radford	23	10	8	8	1	0	3	18	4	0	1	1	2	1	0	0	3	15	2	0	5	.387
Totals		424	115	164	107	26	1	21	255	52	0	31	4	11	3	3	2	29	279	92	14	105	.387

### TEAM GAME-BY-GAME PITCHING

Date	Opponent	ip	h	r	er	bb	so	2b	3b	hr	wp	bk	hbp	dp	ibb	score	w-l	sv	era
Feb 08	vs Wichita State	5.0	6	3	3	5	7	2	0	0	2	0	0	0	0	11-3	1-0	0	4.20
Feb 08	vs Central Michigan	7.0	2	0	0	1	13	0	0	0	0	0	1	0	0	6-0	2-0	0	1.75
Feb 09	vs Purdue	7.0	5	5	3	4	3	1	0	0	1	0	0	1	0	7-5	3-0	0	2.21
Feb 09	at Col. of Charleston	5.0	1	0	0	1	7	0	0	0	0	0	1	0	0	13-0	4-0	0	1.75
Feb 10	vs Purdue	7.0	3	0	0	1	10	0	0	0	0	0	0	0	0	5-0	5-0	0	1.35
Feb 16	vs Detroit Mercy	5.0	0	0	0	1	9	0	0	0	0	0	0	0	0	13-0	6-0	0	1.17
Feb 16	at Charleston So.	7.0	2	0	0	0	5	0	0	0	1	0	0	0	0	4-0	7-0	0	0.98
Feb 17	vs ETSU	7.0	6	3	1	1	4	1	0	0	1	0	1	0	0	8-3	8-0	0	0.98
Feb 17	at Charleston So.	7.0	0	0	0	2	13	0	0	0	1	0	0	0	0	10-0	9-0	0	0.86
Feb 22	vs Texas State	5.0	6	17	8	12	2	2	0	0	1	0	4	0	0	5-17	9-1	0	1.69
Feb 22	at South Florida	6.0	11	7	5	0	3	0	1	0	1	0	2	1	0	2-7	9-2	0	2.06
Feb 23	vs Georgia State	7.0	4	0	0	0	9	0	0	0	0	0	1	0	0	6-0	10-2	0	1.87
Feb 23	vs Texas State	6.0	6	0	0	1	5	0	0	0	0	0	0	1	0	10-0	11-2	0	1.73
Feb 24	vs Georgia State	7.0	2	1	1	3	6	0	0	0	0	0	0	0	0	5-1	12-2	1	1.67
Feb 27	at Radford	5.0	3	0	0	1	6	1	0	0	0	0	0	0	0	10-0	13-2	1	1.58
Totals		93.0	57	36	21	33	102	7	1	0	8	0	10	3	0	115-36	13-2	1	1.58



### OPPONENT GAME-BY-GAME BATTING

Date	Opponent	ab	r	h	rbi	2b	3b	hr	tb	bb	ibb	sb	cs	hbp	sac	sf	gdp	k	po	a	e	lob	avg
Feb 08	vs Wichita State	21	3	6	3	2	0	0	8	5	0	0	0	0	0	0	0	7	15	3	0	8	.286
Feb 08	vs Central Michigan	23	0	2	0	0	0	0	2	1	0	0	0	1	0	0	0	13	18	3	2	4	.182
Feb 09	vs Purdue	28	5	5	4	1	0	0	6	4	0	0	0	0	0	0	0	3	21	11	0	6	.181
Feb 09	at Col. of Charleston	16	0	1	0	0	0	0	1	1	0	0	0	1	0	0	0	7	15	5	2	3	.159
Feb 10	vs Purdue	24	0	3	0	0	0	0	3	1	0	0	0	0	0	0	0	10	18	6	0	4	.152
Feb 16	vs Detroit Mercy	14	0	0	0	0	0	0	0	1	0	0	0	0	0	0	0	9	15	6	1	0	.135
Feb 16	at Charleston So.	23	0	2	0	0	0	0	2	0	0	0	0	0	0	0	0	5	21	14	1	2	.128
Feb 17	vs ETSU	27	3	6	2	1	0	0	7	1	0	0	0	1	0	0	0	4	21	5	0	5	.142
Feb 17	at Charleston So.	21	0	0	0	0	0	0	0	2	0	0	0	0	0	0	0	13	21	8	1	2	.127
Feb 22	vs Texas State	21	17	6	17	2	0	0	8	12	0	1	0	4	0	1	0	2	15	3	0	6	.142
Feb 22	at South Florida	27	7	11	7	0	1	0	13	0	0	0	1	2	0	1	0	3	21	3	0	5	.171
Feb 23	vs Georgia State	25	0	4	0	0	0	0	4	0	0	0	0	1	0	0	0	9	21	7	0	5	.170
Feb 23	vs Texas State	24	0	6	0	0	0	0	6	1	0	1	0	0	0	0	0	5	18	8	1	7	.177
Feb 24	vs Georgia State	26	1	2	1	0	0	0	2	3	0	2	0	0	0	0	0	6	18	7	1	7	.169
Feb 27	at Radford	18	0	3	0	1	0	0	4	1	0	0	0	0	0	0	0	6	15	7	2	4	.169
Totals		338	36	57	34	7	1	0	66	33	0	4	1	10	0	2	0	102	273	96	11	68	.169

### OPPONENT GAME-BY-GAME PITCHING

Date	Opponent	ip	h	r	er	bb	so	2b	3b	hr	wp	bk	hbp	dp	ibb	score	w-l	sv	era
Feb 08	vs Wichita State	5.0	13	11	11	1	3	4	0	1	1	0	1	0	0	3-11	0-1	0	15.40
Feb 08	vs Central Michigan	6.0	10	6	5	2	1	0	0	2	0	0	1	2	0	0-6	0-2	0	10.18
Feb 09	vs Purdue	7.0	11	7	7	4	0	4	0	1	2	0	0	0	0	5-7	0-3	0	8.94
Feb 09	at Col. of Charleston	5.0	13	13	11	5	0	1	0	0	1	0	0	1	0	0-13	0-4	0	10.35
Feb 10	vs Purdue	6.0	12	5	5	7	1	5	1	0	1	0	0	1	0	0-5	0-5	0	9.41
Feb 16	vs Detroit Mercy	5.0	17	13	12	2	2	2	0	2	0	0	0	1	0	0-13	0-6	0	10.50
Feb 16	at Charleston So.	7.0	10	4	3	2	2	1	0	0	0	0	0	0	0	0-4	0-7	0	9.22
Feb 17	vs ETSU	7.0	15	8	8	5	3	2	0	2	1	0	2	0	0	3-8	0-8	0	9.04
Feb 17	at Charleston So.	7.0	14	10	9	6	1	4	0	2	0	0	0	1	0	0-10	0-9	0	9.04
Feb 22	vs Texas State	5.0	6	5	5	3	4	0	0	1	0	0	1	0	0	17-5	1-9	0	8.87
Feb 22	at South Florida	7.0	5	2	2	3	3	0	0	1	0	0	1	1	0	7-2	2-9	0	8.15
Feb 23	vs Georgia State	7.0	10	6	6	3	2	0	0	2	1	0	1	0	0	0-6	2-10	0	7.95
Feb 23	vs Texas State	6.0	10	10	10	2	2	2	0	3	0	0	2	0	0	0-10	2-11	0	8.23
Feb 24	vs Georgia State	6.0	10	5	5	3	2	0	0	1	0	0	0	0	0	1-5	2-12	0	8.06
Feb 27	at Radford	5.0	8	10	7	4	3	1	0	3	0	0	2	0	0	0-10	2-13	0	8.15
Totals		91.0	164	115	106	52	29	26	1	21	7	0	11	7	0	36-115	2-13	0	8.15



### GAME-BY-GAME LEADERS

Opponent	Date	Hits	Runs	BB	RBI	HR	SB	Ks	IP
[RV] Wichita State	2/8/19	3 - Lattin	3 - Nolan	1 - Nolan	3 - Nolan	1 - Nolan	1 - Nolan	7 - Eberle	5.0 - Eberle
Central Michigan	2/8/19	2 - (3 players)	2 - Nolan	1 - (2 players)	2 - (2 players)	1 - (2 players)	None	13 - Rochard	7.0 - Rochard
Purdue	2/9/19	3 - Bennett	2 - (2 players)	2 - Velazquez	2 - (2 players)	1 - Lattin	1 - (3 players)	3 - Eberle	7.0 - Rochard
College of Charleston	2/9/19	3 - (2 players)	2 - (2 players)	2 - Trull	3 - Velazquez	None	1 - (3 players)	7 - Rochard	5.0 - Rochard
Purdue	2/10/19	3 - Strouth	3 - Velazquez	2 - Trull	3 - Strouth	None	2 - Banks	10 - Rochard	7.0 - Rochard
Detroit Mercy	2/16/19	3 - (2 players)	3 - Banks	1 - (2 players)	3 - (2 players)	1 - (2 players)	1 - (2 players)	9 - Rochard	5.0 - Rochard
Charleston Southern	2/16/19	3 - Strouth	2 - Trull	1 - (2 players)	2 - Strouth	None	1 - Nolan	5 - Eberle	7.0 - Eberle
ETSU	2/17/19	4 - Trull	3 - Lawter	1 - 5 players	3 - Trull	1 - (2 players)	1 - (2 players)	4 - Eberle	7.0 - Eberle
Charleston Southern	2/17/19	2 - (3 players)	2 - Bailey	2 - Duff	3 - Slaw	1 - (2 players)	1 - (2 players)	13 - Rochard	7.0 - Rochard
[RV] Texas State	2/22/19	2 - Bennett	1 - (5 players)	1 - (3 players)	2 - (2 players)	1 - Chavez	1 - Kalt	1 - (2 players)	3.2 - Rochard
USF	2/22/19	2 - Trull	1 - (2 players)	1 - (3 players)	2 - Trull	1 - Trull	None	3 - Eberle	6.0 - Eberle
Georgia State	2/23/19	3 - Strouth	2 - Strouth	1 - (3 players)	2 - Strouth	1 - (2 players)	1 - (2 players)	9 - Rochard	7.0 - Rochard
[RV] Texas State	2/23/19	3 - Bennett	3 - (2 players)	1 - (2 players)	4 - Bennett	2 - Bennett	1 - (2 players)	5 - Eberle	6.0 - Eberle
Georgia State	2/24/19	3 - Trull	1 - (5 players)	1 - (3 players)	2 - Lawter	1 - Lawter	1 - (4 players)	4 - Rochard	4.0 - Eberle
Radford	2/27/19	3 - Nolan	3 - Nolan	1 - (4 players)	3 - Nolan	2 - Nolan	1 - Lawter	5 - Rochard	3.0 - Rochard

### GAME-BY-GAME STARTERS

Opponent	Date	P	C	1B	2B	3B	SS	LF	CF	RF	DP
[RV] Wichita State	2/8/19	Eberle	Duff	Walton	Lattin	Bennett	Nolan	Strouth	Banks	Davis	Velazquez
Central Michigan	2/8/19	Rochard	Lawter	Bailey	Lattin	Bennett	Nolan	Strouth	Davis	Velazquez	Slaw
Purdue	2/9/19	Eberle	Lawter	Walton	Lattin	Bennett	Nolan	Strouth	Banks	Velazquez	Slaw
College of Charleston	2/9/19	Rochard	Duff	Walton	Bailey	Bennett	Nolan	Strouth	Trull	Velazquez	Slaw
Purdue	2/10/19	Rochard	Duff	Walton	Banks	Bennett	Nolan	Strouth	Trull	Velazquez	Slaw
Detroit Mercy	2/16/19	Rochard	Duff	Walton	Banks	Bennett	Nolan	Strouth	Trull	Velazquez	Slaw
Charleston Southern	2/16/19	Eberle	Lawter	Bailey	Banks	Bennett	Nolan	Strouth	Trull	Velazquez	Duff
ETSU	2/17/19	Eberle	Lawter	Bailey	Banks	Bennett	Nolan	Strouth	Trull	Velazquez	Duff
Charleston Southern	2/17/19	Rochard	Duff	Bailey	Banks	Bennett	Nolan	Strouth	Trull	Velazquez	Walton
[RV] Texas State	2/22/19	Rochard	Duff	Walton	Banks	Bennett	Nolan	Strouth	Trull	Velazquez	Slaw
USF	2/22/19	Eberle	Lawter	Bailey	Banks	Bennett	Nolan	Strouth	Trull	Velazquez	Davis
Georgia State	2/23/19	Rochard	Duff	Bailey	Banks	Bennett	Nolan	Strouth	Trull	Velazquez	Chavez
[RV] Texas State	2/23/19	Eberle	Lawter	Bailey	Banks	Bennett	Nolan	Strouth	Trull	Velazquez	Davis
Georgia State	2/24/19	Eberle	Lawter	Bailey	Banks	Bennett	Nolan	Strouth	Trull	Velazquez	Davis
Radford	2/27/19	Rochard	Lawter	Bailey	Banks	Bennett	Nolan	Strouth	Trull	Velazquez	Davis

### STARTERS SUMMARY

Player	GS	Position											Batting Order									
		p	c	1b	2b	3b	ss	lf	cf	rf	of	dh	1st	2nd	3rd	4th	5th	6th	7th	8th	9th	
13 Caitlyn Nolan	15	.	.	.	.	.	15	.	.	.	.	.	.	.	.	.	.	.	.	.	.	
8 Kelsey Bennett	15	.	.	.	.	15	.	.	.	.	.	.	.	.	.	1	10	3	1	.	.	
14 Emma Strouth	15	.	.	.	.	.	.	15	.	.	.	.	.	.	.	.	.	.	.	.	.	
9 Al Velazquez	15	.	.	.	.	.	.	.	.	.	14	.	1	.	12	3	.	.	.	.	.	
29 Maddi Banks	13	.	.	.	11	.	.	.	2	.	.	.	.	.	.	.	.	.	.	1	11	
4 Darby Trull	12	.	.	.	.	.	.	.	12	.	.	.	.	.	.	11	.	.	.	.	1	
2 Jayme Bailey	10	.	.	9	1	.	.	.	.	.	.	.	.	.	.	.	.	.	7	3	.	
6 Lauren Duff	9	.	7	.	.	.	.	.	.	.	.	.	2	.	.	4	.	1	1	1	2	
18 Mackenzie Law	8	.	8	.	.	.	.	.	.	.	.	.	.	.	.	.	.	.	.	.	5	3
3 Keely Rochard	8	8	.	.	.	.	.	.	.	.	.	.	.	.	.	.	.	.	.	.	.	
25 Carrie Eberle	7	7	.	.	.	.	.	.	.	.	.	.	.	.	.	.	.	.	.	.	1	
20 Sierra Walton	7	.	.	6	.	.	.	.	.	.	.	.	1	.	.	2	.	1	3	.	1	
16 Meredith Slaw	6	.	.	.	.	.	.	.	.	.	.	.	6	.	.	.	.	2	.	3	1	
11 Cana Davis	6	.	.	.	.	.	.	.	1	1	.	4	.	.	4	.	.	1	1	.	.	
10 Olivia Lattin	3	.	.	.	3	.	.	.	.	.	.	.	.	.	3	.	.	.	.	.	.	
28 Grace Chavez	1	.	.	.	.	.	.	.	.	.	.	.	1	.	.	1	.	.	.	.	.	







## Pete D'AMOUR

- First season at Virginia Tech
- 3rd as a head coach in Division I
- Led Kennesaw State to its first NCAA Regional appearance
- Went to five super regionals and three Women's CWS at Missouri

### The D'Amour File

#### PERSONAL

BORN: Jan. 7, 1980  
 HOMETOWN: Monrovia, Maryland  
 FAMILY: Fiancée, Anna  
 COACHING RECORD AT VIRGINIA TECH: 13-2 (1st year)  
 CAREER HEAD COACHING RECORD: 92-39 (.702)

#### EDUCATION

Missouri - Bachelor's Degree in General Studies  
 Missouri - Master's Degree in Sports Psychology  
 JOINED TECH STAFF: May 31, 2018  
 YEARS OF COLLEGIATE HEAD COACHING: 2  
 YEARS OF COLLEGIATE COACHING: 12

#### COACHING HISTORY

2019- Virginia Tech (Head Coach)  
 2017-18 Kennesaw State (Head Coach)  
 2015-16 Missouri (Associate Head Coach)  
 2009-14 Missouri (Assistant Coach)  
 2007-08 Missouri (Volunteer Assistant Coach)

#### PLAYING HISTORY

Played SS and P in men's fastpitch for seven seasons  
 MVP of the 2007 NSA World Series  
 Played baseball at Texas A&M-Corpus Christi & Frostburg State

#### POSTSEASON EXPERIENCE

KSU 2018 (Regional - Tallahassee, Fla.)  
 2017 (NISC Semifinals - Lynchburg, Tenn.)

Missouri 2016 (Supers - Ann Arbor, Mich.)  
 2015 (Supers - Los Angeles, Calif.)  
 2014 (Regional - Columbia, Mo.)  
 2013 (Supers - Columbia, Mo.)  
 2012 (Supers - Columbia, Mo.)  
 2011 (WCWS - Oklahoma City, Okla.)  
 2010 (WCWS - Oklahoma City, Okla.)  
 2009 (WCWS - Oklahoma City, Okla.)

Virginia Tech Director of Athletics Whit Babcock announced on May 31, 2018, the hiring of head softball coach Pete D'Amour.

D'Amour joins the Hokies after two seasons as the head coach at Kennesaw State, where he led the Owls to a 79-37 record and two postseason appearances. Before taking over the Kennesaw State program in 2017, he earned a reputation as one of the nation's premier recruiters during his 10-year tenure as assistant coach at the University of Missouri, a perennial NCAA tournament participant.

D'Amour coached Kennesaw State to the 2018 Atlantic Sun Conference regular season and tournament championships en route to the program's first NCAA Regional appearance since transitioning to the Division I level in 2006, as the Owls finished the year with a 39-17 record. In his inaugural year as head coach at Kennesaw State in 2017, he guided the Owls to a 40-20 overall record and a berth in the National Invitational Softball Championship.

Prior to accepting the head coaching job at Kennesaw State, D'Amour spent a decade at Missouri as an assistant coach, serving as associate head coach for his final two seasons in 2015-16. During his tenure in Columbia, the Tigers qualified for the NCAA tournament in each of his 10 seasons on the staff, reaching five NCAA super regionals and earning three consecutive trips to the Women's College World Series from 2009-11.

Kennesaw State went 39-17 and 14-3 in the ASUN this past season and earned a No. 3 seed in the Tallahassee Regional. D'Amour was named ASUN Coach of the Year and seven Owls earned ASUN all-conference accolades, including ASUN Pitcher of the Year Alley Cutting and ASUN Freshman of the Year Patricia Awald. Awald was one of 25 finalists up for NFCA National Freshman of the Year. Kennesaw State entered this year's NCAA tournament ranked No. 34 in the RPI, a program-best, while competing in arguably the best mid-major conference in the country.

In D'Amour's first season at Kennesaw State, the Owls went 40-20, the program's first ever 40-win season, and reached the quarterfinals of the National Invitational Softball Championship. The Owls peaked at No. 47 in the RPI and led the ASUN in all major offensive categories, including batting average (.303), runs scored (302), hits (505), doubles (83), triples (19), home runs (45) and slugging percentage (.456). D'Amour also helped Courtney Sutter and seven other student-athletes earn ASUN postseason accolades.

The Monrovia, Maryland native made a name for himself nationally as a staunch recruiter and a developer of pitchers and catchers in his decade on the coaching staff at Missouri. D'Amour, who called pitches for 11 no-hitters with the Tigers, mentored 11 NCAA Division I All-Americans, two SEC Freshmen of the Year, three conference pitchers of the year, a national earned run average leader and a defensive player of the year. The Tigers won two Big 12 championships in 2009 and 2012 and finished in the top three of the SEC twice thanks in large part to D'Amour's connections in the fertile recruiting grounds of California. In two seasons as associate head coach and recruiting coordinator, D'Amour put together FloSoftball's third-ranked recruiting class in 2017, and the Tigers went to back-to-back super regionals. D'Amour was a part of three coaching staffs that earned NFCA Midwest Staff of the Year honors.

D'Amour earned a bachelor's degree in general studies with an emphasis in business, English and history, and a master's degree in sports psychology from the University of Missouri. He started throwing underhand at the age of four while serving as batboy for his father's fast-pitch team. He played shortstop and pitched men's fast pitch for seven seasons, including three in the ISC Travel League and was the MVP of the NSA World Series in 2007. During his last ASA National Tournament, D'Amour hit .500 (7-for-14) with three home runs. He also played one year of college baseball at Texas A&M-Corpus Christi, where he was an infielder, in addition to a one-year stint at Frostburg State.

#### RECORD vs. OPPONENTS

Akron	1-0
Auburn	0-3
Austin Peay	0-1
Belmont	3-0
Bethune-Cookman	1-0
Bucknell	2-0
Central Michigan	1-0
Charleston Southern	2-0
College of Charleston	1-0
Dartmouth	2-0
DePaul	0-2
Detroit Mercy	3-0
East Tennessee State	2-0
Eastern Illinois	1-1
Florida Gulf Coast	4-3
Florida A&M	1-0
Fort Wayne	2-0
Georgia	0-1
Georgia State	7-1
Georgia Tech	1-2
Hofstra	0-1
Illinois	1-1
IUPUI	1-0
Jacksonville	5-2
Jacksonville State	1-2
Lamar	0-1
Liberty	1-2
Lipscomb	5-0
LIU Brooklyn	1-0
Marist	2-0
Michigan State	2-0
Morehead State	2-1
NC State	1-1
Omaha-Nebraska	1-0
Niagara	1-0
North Florida	5-2
Northern Iowa	0-1
Purdue	2-0
Quinnipiac	0-1
Radford	3-1
Rutgers	0-2
Samford	1-0
South Carolina State	1-0
Southeast Missouri State	1-0
St. Louis	1-0
Stetson	5-1
Tennessee Tech	1-0
Texas State	1-1
UAB	3-0
UConn	2-0
UNC Greensboro	0-1
USC Upstate	5-3
USF	0-1
Weber State	1-0
Wichita State	1-0
WKU	1-0





### JADA CRITTENDON

r-Freshman | 5-1  
OF | R/R

Granby HS  
Norfolk, Va.

Major: Architecture

00

#### 2017-18 ACC Academic Honor Roll

#### AT THE PLATE

- Has yet to see action this year.
- Redshirted last season.
- Two-time all-conference and one-time all-region at Granby.
- Played travel ball for coach Chris Smith and the Orion Hunter 18U.
- Her uncle, Kevin, ran track at North Carolina and was a three-time ACC outdoor champion in the triple jump.

#### SEASON/CAREER HIGHS

- Hits
- Runs
- RBIs
- HRs
- Walks
- Stolen Bases
- Hitting Streak

#### 2019 GAME-BY-GAME STATS



### JAYME BAILEY

Freshman | 5-5  
U | R/R

Hurricane HS  
Scott Depot, W.Va.

Major: University Studies

2

#### AT THE PLATE

- Has played in 12 games and started at first base her last eight games.
- Earned an eight-pitch walk and a hit-by-pitch at Radford (2/27).
- Earned one hit and one walk versus Georgia State (2/24).
- Brought in one run and finished with one hit against [RV] Texas State (2/23).
- Registered one hit versus USF (2/22) and Georgia State (2/23).
- Went 2-for-3 with two runs scored and a walk at Charleston Southern (2/17).
- Posted a career-high two hits, a walk and the first RBI of her career against ETSU (2/17).
- Recorded a career-high 14 putouts at first base and a single at Charleston Southern (2/16).
- Registered two assists and two putouts in the first matchup against Purdue (2/9), playing second base.
- Recorded one run versus [RV] Wichita State (2/8).
- Four-year letterwinner at Hurricane High School for coaches Josh Caldwell and Meghan Stevens.
- Four-time WVSSAC AAA state champion.
- Four-time first-team all-state selection.
- Four-time all-conference selection.
- 2015 Freshman of the Year.
- Triple crown 16U national champion in Austin, Texas in 2017 with Beverly Bandits.
- PGF 16U Premier national champion in Huntington Beach, California in 2017 with the Beverly Bandits.
- PGF 18U national champion with the Georgia Impact in 2018

#### SEASON/CAREER HIGHS

- Hits 2, 2x, last at Charleston Southern (2/17/19)
- Runs 2, 2x, last at Charleston Southern (2/17/19)
- RBIs 1, 2x, last vs. [RV] Texas State (2/23/19)
- HRs
- Walks 1, 5x, last at Radford (2/27/19)
- Stolen Bases
- Hitting Streak 6 games (2/16/19 - 2/23/19)

#### 2019 GAME-BY-GAME STATS

Date	Opponent	Pos	AB	R	H	RBI	2B	3B	HR	BB	SB	CS	HBP	SAC	SF	GDP	K	PO	A	E	Avg
Feb 08	vs Wichita State	pr/lb	0	1	0	0	0	0	0	0	0	0	0	0	0	0	0	2	0	0	.000
Feb 08	vs Central Michigan	*1b	2	0	0	0	0	0	0	0	0	0	0	0	0	0	1	0	0	0	.000
Feb 09	vs Purdue	*2b	1	0	0	0	0	0	0	0	0	0	0	0	0	0	0	2	2	0	.000
Feb 09	at Col. of Charleston	*2b	2	1	0	0	0	0	0	0	0	0	0	0	0	0	0	1	1	0	.000
Feb 16	at Charleston So.	*1b	3	0	1	0	0	0	0	0	0	0	0	1	0	0	14	0	0	0	.125
Feb 17	vs ETSU	*1b	3	2	2	1	0	0	1	0	0	0	0	0	0	0	11	1	0	0	.273
Feb 17	at Charleston So.	*1b	3	2	2	0	0	0	1	0	0	0	0	0	0	0	3	0	0	0	.357
Feb 22	at South Florida	*1b	3	0	1	0	0	0	0	0	0	1	0	0	0	0	8	0	0	0	.353
Feb 23	vs Georgia State	*1b	2	0	1	0	0	0	1	0	0	1	0	0	0	0	2	0	0	0	.368
Feb 23	vs Texas State	*1b	3	1	1	1	0	0	0	0	0	0	0	0	0	0	10	0	0	0	.364
Feb 24	vs Georgia State	*1b	2	1	0	0	0	0	1	0	0	0	0	0	0	0	10	0	0	0	.333
Feb 27	at Radford	*1b	0	1	0	0	0	0	1	0	0	1	0	0	0	0	4	0	0	0	.333
Totals			10gs	24	9	8	2	1	0	5	0	1	2	1	0	0	1	67	4	2	.333





### KEELY ROCHARAD

Sophomore | 5-8  
P | R/R

Warhill HS  
Williamsburg, Va.

Major: Management

# 3

**NFCA DI National Pitcher of the Week (2/19/19)**  
**Fastpitch News DI Pitcher of the Week (2/19/19)**  
**2x ACC Co-Pitcher of the Week (2/12/19) & (2/19/19)**

#### IN THE CIRCLE

- Has played in nine games, starting eight of those in the circle.
- Lasted 44.0 innings to start the year without giving up an extra-base hit, giving up a double to Radford (2/27) while allowing only two hits in three innings with five strikeouts.
- Pitched in seven innings and recorded nine strikeouts against Georgia State (2/23).
- Threw two no-hitters in consecutive days on Feb. 16-17, becoming only the third player in school history to accomplish the feat and the first since 2000.
- Tossed a seven-inning no-hitter at Charleston Southern (2/17), tying a career-high 13 strikeouts with two walks on 91 pitches.
- Collected a five-inning no-hitter versus Detroit Mercy (2/16), fanning nine batters with one walk on 67 pitches.
- Accomplished shutouts against all three opponents that she faced opening weekend.

#### SEASON HIGHS

Innings (High) 7.0, 3x, last at Charleston Southern (2/17/19)  
 Strikeouts (High) 13, 2x, last at CSU (2/17/19)  
 Hits (Low) (Min. 5 IP) 0, 2x, last at CSU (2/17/19)  
 Runs (Low) (Min. 5 IP) 0, 7x, last at CSU (2/17/19)  
 Earned Runs (Low) (Min. 5 IP) 0, 7x, last at CSU (2/17/19)  
 Walks (Low) (Min. 5 IP) 1, 4x, last vs. Detroit Mercy (2/16/19)  
 Number of Pitches (High) 102 vs. Purdue (2/10/19)

#### CAREER HIGHS

Innings 7.0, 4x, last at CSU (2/17/19)  
 Strikeouts 13, 2x, last at CSU (2/17/19)  
 Hits (Low) (Min. 5 IP) 0, 3x, last at CSU (2/17/19)  
 Runs (Low) (Min. 5 IP) 0, 7x, last at CSU (2/17/19)  
 Earned Runs (Low) (Min. 5 IP) 0, 7x, last at CSU (2/17/19)  
 Walks (Low) (Min. 5 IP) 0, 2x, last vs. Iowa State (3/4/18)  
 Most Number of Pitches 129 vs. Ball State (3/6/18)

#### 2019 GAME-BY-GAME STATS

Date	Opponent	GS	IP	H	R	ER	BB	SO	2B	3B	HR	WP	BK	HBP	IBB	Score	W-L	Sv	ERA	NP
Feb 08	vs Central Michigan	*	7.0	2	0	0	1	13	0	0	0	0	0	1	0	6-0	1-0	0	0.00	100
Feb 09	at Col. of Charleston	*	5.0	1	0	0	1	7	0	0	0	0	0	0	0	13-0	2-0	0	0.00	72
Feb 10	vs Purdue	*	7.0	3	0	0	1	10	0	0	0	0	0	0	0	5-0	3-0	0	0.00	102
Feb 16	vs Detroit Mercy	*	5.0	0	0	0	1	9	0	0	0	0	0	0	0	13-0	4-0	0	0.00	67
Feb 17	at Charleston So.	*	7.0	0	0	0	2	13	0	0	0	1	0	0	0	10-0	5-0	0	0.00	91
Feb 22	vs Texas State	*	3.2	2	8	5	5	1	0	0	0	1	0	0	0	5-17	5-1	0	1.01	107
Feb 23	vs Georgia State	*	7.0	4	0	0	0	9	0	0	0	0	0	0	0	6-0	6-1	0	0.84	101
Feb 24	vs Georgia State	*	3.0	0	0	0	1	4	0	0	0	0	0	0	0	5-1	6-1	1	0.78	41
Feb 27	at Radford	*	3.0	2	0	0	1	4	1	0	0	0	0	0	0	10-0	7-1	1	0.73	58
Totals			8	47.2	14	8	5	13	7	1	0	0	2	0	7	73-18	7-1	1	0.73	-



### DARBY TRULL

Sophomore | 5-3  
OF | L/L

Nation Ford HS  
Fort Mill, S.C.

Major: Consumer Studies

# 4

**College Sports Madness ACC Player of the Week (2/18/19)**

#### AT THE PLATE

- Has played in 13 games, drawing 12 starts in center field.
- Tied a season-high three putouts while earning a walk and laying down a sacrifice bunt at Radford (2/27).
- Chalked up three hits and one RBI vs. Georgia State (2/24).
- Tallied an inside the park-home-run versus USF (2/22).
- Racked up nine hits, six RBIs and her first-ever home run at the college level at the Wingate by Wyndham Invitational to earn College Sports Madness ACC Player of the Week.
- Earned a two RBI base knock at Charleston Southern (2/17).
- Tallied a career-high four hits, three RBIs and her first home run as a Hokie versus ETSU (2/17).
- Turned in a then-career high of three hits, one RBI and a run scored against Detroit Mercy (2/16).
- Finished with two runs, one hit, one RBI and one stolen base versus Purdue (2/10).
- Registered one hit, RBI and stolen base along with two scored runs at College of Charleston (2/9).

#### SEASON HIGHS

Hits 4 vs. ETSU (2/17/19)  
 Runs 2, 3x, last at Charleston Southern (2/16/19)  
 RBIs 3 vs. ETSU (2/17/19)  
 HRs 1, 2x, last at USF (2/22/19)  
 Walks 2, 2x, last vs. Purdue (2/10/19)  
 Stolen Bases 1, 3x, last vs. Georgia State (2/23/19)  
 Hitting Streak 6 games (2/9/10 - 2/17/19)

#### CAREER HIGHS

Hits 4 vs. ETSU (2/17/19)  
 Runs 2, 6x, last at Charleston Southern (2/16/19)  
 RBIs 3 vs. ETSU (2/17/19)  
 HRs 1, 2x, last at USF (2/22/19)  
 Walks 3 vs. Lamar (2/8/18)  
 Stolen Bases 1, 4x, last vs. Georgia State (2/23/19)  
 Hitting Streak 6 games (2/9/10 - 2/17/19)

#### 2019 GAME-BY-GAME STATS

Date	Opponent	Pos	AB	R	H	RBI	2B	3B	HR	BB	SB	CS	HBP	SAC	SF	GDP	K	PO	A	E	Avg
Feb 08	vs Wichita State	*of	1	0	0	0	0	0	0	0	0	0	0	0	0	0	0	0	0	0	0.000
Feb 09	at Col. of Charleston	*of	1	2	1	1	0	0	0	2	1	0	0	0	0	0	0	0	3	0	.500
Feb 10	vs Purdue	*of	2	2	1	1	1	0	0	2	1	0	0	0	0	0	0	1	0	0	.500
Feb 16	vs Detroit Mercy	*of	4	1	3	1	0	0	0	0	1	0	0	0	0	0	0	0	0	0	.545
Feb 16	at Charleston So.	*of	3	2	1	0	0	0	0	1	0	0	0	0	0	0	0	0	0	0	.545
Feb 17	vs ETSU	*of	5	1	4	3	0	0	1	0	0	0	0	0	0	0	0	1	0	0	.625
Feb 17	at Charleston So.	*of	4	1	1	2	0	0	0	0	0	0	0	0	0	0	0	0	1	0	.550
Feb 22	vs Texas State	*of	2	1	1	0	0	0	0	0	0	0	0	0	0	0	0	0	1	0	.545
Feb 22	at South Florida	*of	2	1	2	2	0	0	1	1	0	0	0	0	0	0	0	0	2	0	.583
Feb 23	vs Georgia State	*of	4	0	1	1	0	0	0	1	0	0	0	0	0	0	0	1	3	0	.536
Feb 23	vs Texas State	*of	4	0	0	0	0	0	0	0	0	0	0	0	0	0	0	1	0	0	.469
Feb 24	vs Georgia State	*of	4	0	3	1	0	0	0	0	0	0	0	0	0	0	0	0	0	0	.500
Feb 27	at Radford	*of	2	0	0	0	0	0	0	1	0	0	0	1	0	0	0	0	3	0	.474
Totals			12gs	38	11	18	12	1	0	2	7	3	2	0	1	0	0	3	14	0	.474







### DANI HUGNEY

Junior | 5-4  
IF | R/R

Fairfax Station, Va.  
Robinson Secondary School

Major: Biology

# 5

#### 2017-18 ACC Academic Honor Roll

#### AT THE PLATE

- Has played in six games.
- Had an at-bat at Radford (2/27) as a pinch hitter.
- Appeared in one at-bat versus [RV] Texas State (2/22).
- Pinch-hit at Charleston Southern (2/17).
- Singled to right field and scored a run, as well as swiping a base versus Detroit Mercy (2/16).
- Notched one run and one stolen base on the road at College of Charleston (2/9).
- Appeared in four games in 2018.
- Drew two walks and scored two runs against Florida A&M (2/9).
- Came in as a pinch runner at No. 15 Florida State (3/18).
- Went 2 for 2 with doubles and a run scored against Hampton (5/2).

#### SEASON HIGHS

Hits 1 vs. Detroit Mercy (2/16/19)  
Runs 1, 2x, last vs. Detroit Mercy (2/16/19)  
RBIs  
HRs  
Walks  
Stolen Bases 1, 2x, last vs. Detroit Mercy (2/16/19)  
Hitting Streak

#### CAREER HIGHS

Hits 2, 2x, last vs. Hampton (5/2/18)  
Runs 2 vs. Hampton (5/2/18)  
RBIs  
HRs  
Walks 2 vs. Florida A&M (2/9/18)  
Stolen Bases 1, 2x, last vs. Detroit Mercy (2/16/19)  
Hitting Streak

#### 2019 GAME-BY-GAME STATS

Date	Opponent	Pos	AB	R	H	RBI	2B	3B	HR	BB	SB	CS	HBP	SAC	SF	GDP	K	PO	A	E	Avg
Feb 09	at Col. of Charleston	pr	0	1	0	0	0	0	0	0	0	0	0	0	0	0	0	0	0	0	0.000
Feb 16	vs Detroit Mercy	ph	1	1	1	0	0	0	0	0	1	0	0	0	0	0	0	0	0	0	1.000
Feb 17	at Charleston So.	ph	1	0	0	0	0	0	0	0	0	0	0	0	0	0	0	0	0	0	0.000
Feb 22	vs Texas State	ph	1	0	0	0	0	0	0	0	0	0	0	0	0	0	0	0	0	0	0.333
Feb 24	vs Georgia State	pr	0	0	0	0	0	0	0	0	0	0	0	0	0	0	0	0	0	0	0.333
Feb 27	at Radford	ph	1	0	0	0	0	0	0	0	0	0	0	0	0	0	0	0	0	0	0.250



### LAUREN DUFF

Senior | 5-8  
C | R/R

Hickory HS  
Chesapeake, Va.

Major: Criminology/Sociology

# 6

#### 2016 ACC Freshman of the Year

#### 2016 NFCA Mid-Atlantic Region third team

#### AT THE PLATE

- Has played in 12 games, drawing seven starts at catcher and two as the designated player.
- Finished with one hit and one RBI in the second contest versus Georgia State (2/24).
- Belted an RBI double, garnered two walks and a season-high 12 putouts behind the dish at Charleston Southern (2/17).
- Turned in a double and a single with an RBI and two runs scored versus Detroit Mercy (2/16).
- Had two hits, including a double versus Purdue (2/10).
- Was not on the team last season.
- In 2017, started all 53 games and set career highs with 48 hits, seven home runs and 21 RBIs.
- In 2016, had a remarkable freshman season, becoming Tech's first-ever ACC Freshman of the Year.
- Owned a team-high .347 batting average, slugging percentage of .605 and five homers.

#### SEASON HIGHS

Hits 2, 3x, last at Charleston Southern (2/16/19)  
Runs 2 vs. Detroit Mercy (2/16/19)  
RBIs 1, 5x, last at Georgia State (2/24/19)  
HRs  
Walks 2 at Charleston Southern (2/17/19)  
Stolen Bases  
Hitting Streak 6 games (2/10/19 – 2/17/19)

#### CAREER HIGHS

Hits 3, 4x, last at Western Carolina (4/25/17)  
Runs 3, 2x, last vs. Virginia (4/30/16)  
RBIs 6 vs. Virginia (4/30/16)  
HRs 2, 2x, last vs. Seton Hall (2/26/17)  
Walks 3 vs. Pitt (3/13/16)  
Stolen Bases 1, 3x, last vs. Georgia Tech (3/31/17)  
Hitting Streak 20 games (3/9/16 - 4/10/16)

#### 2019 GAME-BY-GAME STATS

Date	Opponent	Pos	AB	R	H	RBI	2B	3B	HR	BB	SB	CS	HBP	SAC	SF	GDP	K	PO	A	E	Avg
Feb 08	vs Wichita State	*c	2	0	0	0	0	0	0	0	0	0	1	0	0	0	0	7	0	0	.000
Feb 08	vs Central Michigan	ph	1	0	0	0	0	0	0	0	0	0	0	0	0	0	0	0	0	0	.000
Feb 09	vs Purdue	ph	1	0	0	0	0	0	0	0	0	0	0	0	0	0	0	0	0	0	.000
Feb 09	at Col. of Charleston	*c	3	1	0	0	0	0	0	0	0	0	0	0	0	0	0	6	1	0	.143
Feb 10	vs Purdue	*c	4	0	2	0	1	0	0	0	0	0	0	0	0	0	0	0	9	1	.273
Feb 16	vs Detroit Mercy	*c	4	2	2	1	1	0	0	0	0	0	0	0	0	0	0	9	1	0	.333
Feb 16	at Charleston So.	*dh	4	1	2	1	1	0	0	0	0	0	0	0	0	0	0	0	0	0	.368
Feb 17	vs ETSU	*dh	3	0	1	1	0	0	0	0	0	0	0	0	0	0	0	1	0	0	.364
Feb 17	at Charleston So.	*c	2	1	1	1	1	0	2	0	0	0	0	0	0	0	0	12	1	0	.375
Feb 22	vs Texas State	*c	2	0	0	0	0	0	0	0	0	1	0	0	0	0	0	2	0	0	.346
Feb 23	vs Georgia State	*c	4	0	1	0	0	0	0	0	0	0	0	0	0	0	0	9	0	0	.333
Feb 24	vs Georgia State	c	1	0	1	1	0	0	0	0	0	0	0	0	0	0	0	0	0	0	.355
Totals			9gs	31	5	11	5	4	0	2	0	0	2	0	0	0	0	54	4	1	.365





**KEARA NAPOLI** (KEER-UH)

Sophomore | 5-6  
P | R/R

Cambridge HS/Georgia  
Alpharetta, Ga.

Masters: Marketing

7

**2018 SEC Academic Honor Roll**

**IN THE CIRCLE**

- Has pitched in two games.
- Came in the final inning at Radford (2/27), getting three outs and allowing only one hit to preserve the shutout.
- Debut as a Hokie came in the seventh inning versus Purdue (2/9).
- Pitched in 8.1 innings in Athens, fanning three batters and only allowing two earned runs.
- Led Cambridge High School to a 102-19 record with a career 1.04 ERA and 908 strikeouts.
- Guided the Bears to a GHSA state championship in 2016. Georgia's Gatorade Player of the Year.
- Won the Atlanta Journal Constitution (AJC) Player of the Year.
- Played on the 2016 USA Elite Select All-America Team.
- Played travel ball with the Ohana Tigers and Atlanta Vipers.
- Father, Joseph, was a body builder.
- Mother, Kerrie, competes in CrossFit Games and is currently ranked No. 43 in the world.

**SEASON HIGHS**

Innings (High)	1.0 at Radford (2/27/19)
Strikeouts (High)	
Hits (Low) (Min. 1 IP)	1 at Radford (2/27/19)
Runs (Low) (Min. 1 IP)	0 at Radford (2/27/19)
Earned Runs (Low) (Min. 1 IP)	0 at Radford (2/27/19)
Walks (Low) (Min. 1 IP)	0 at Radford (2/27/19)
Number of Pitches (High)	13 vs. Purdue (2/9/19)

**CAREER HIGHS**

Innings (High)	2.0 at Kentucky (4/21/18)
Strikeouts (High)	2 vs. Alabama (4/29/18)
Hits (Low) (Min. 1 IP)	0 at USC Upstate (4/18/18)
Runs (Low) (Min. 1 IP)	0, 4x, last vs. Northwestern 5/19/18)
Earned Runs (Low) (Min. 1 IP)	0, 4x, last vs. Northwestern 5/19/18)
Walks (Low) (Min. 1 IP)	0, 4x, last vs. Northwestern 5/19/18)
Number of Pitches (High):	27 at Northwestern (5/19/18)

**2019 GAME-BY-GAME STATS**

Date	Opponent	GS	IP	H	R	ER	BB	SO	2B	3B	HR	WP	BK	HBP	IBB	Score	W-L	Sv	ERA	NP
Feb 09	vs Purdue	0	0	0	3	2	3	0	0	0	0	0	0	0	0	7-5	0-0	0	995.00	13
Feb 27	at Radford	1	1	0	0	0	0	0	0	0	0	0	0	0	0	10-0	0-0	0	14.00	10
Totals		0	1.0	1	3	2	3	0	0	0	0	0	0	0	0	17-5	0-0	0	14.00	-



**KELSEY BENNETT**

Freshman | 5-5  
IF | R/R

Buford HS  
Jefferson, Ga.

Major: University Studies

8

**AT THE PLATE**

- Has started all 15 games at third base.
- Hit her fourth home run of the season at Radford (2/27), going oppo to right.
- Collected one hit against Georgia State (2/24).
- Tied a career-high three hits, scored a career-best three runs and racked up her most RBIs in game with four against [RV] Texas State (2/23), hitting back-to-back home runs.
- Tallied two hits and one RBI against [RV] Texas State (2/22) and versus Georgia State (2/23).
- Hit the first home run of her career at Charleston Southern (2/17), a solo homer to left center.
- Posted one scored run and one hit at College of Charleston (2/9).
- Accomplished a career-high three hits, including a double in the first game against Purdue (2/9).
- Finished with a hit and an RBI versus Central Michigan (2/8).
- In her college debut, started it off with a bang, recording two doubles, two RBIs, two hits and one run against [RV] Wichita State (2/8).
- Four-year letterwinner at Buford High School for coach Tony Wolfe.
- Three-time GHSA state champion.
- Team also took third place at state her other year at Buford.
- 2018 Gwinnett County Player of the Year.
- 2018 GHSA AAAAAA Player of the Year.
- Brother is Connor, who currently plays in the Cincinnati Reds organization.


**SEASON/CAREER HIGHS**

Hits	3, 2x, last vs. [RV] Texas State (2/23/19)
Runs	3 vs. [RV] Texas State (2/23/19)
RBIs	4 vs. [RV] Texas State (2/23/19)
HRs	2 vs. [RV] Texas State (2/23/19)
Walks	1, 6x, last at USF (2/22/19)
Stolen Bases	1 vs. Purdue (2/10/19)
Hitting Streak	5 games (2/8/19 – 2/10/19)

**2019 GAME-BY-GAME STATS**

Date	Opponent	Pos	AB	R	H	RBI	2B	3B	HR	BB	SB	CS	HBP	SAC	SF	GDP	K	PO	A	E	Avg	
Feb 08	vs Wichita State	*3b	3	1	2	2	0	0	0	0	0	0	0	0	0	0	0	0	1	1	0	.667
Feb 08	vs Central Michigan	*3b	2	0	1	0	0	0	0	1	0	0	0	0	0	0	0	0	1	0	0	.600
Feb 09	vs Purdue	*3b	4	0	3	0	1	0	0	0	0	0	0	0	0	0	0	0	1	1	0	.667
Feb 09	at Col. of Charleston	*3b	2	1	1	0	0	0	0	1	0	0	0	0	0	0	0	0	0	1	0	.636
Feb 10	vs Purdue	*3b	3	0	1	0	0	0	0	1	1	0	0	0	0	0	0	0	0	1	0	.511
Feb 16	vs Detroit Mercy	*3b	2	0	0	0	0	0	0	0	0	0	0	0	0	0	0	0	0	1	1	.500
Feb 16	at Charleston So.	*3b	4	0	0	0	0	0	0	0	0	0	0	0	0	0	0	0	0	4	0	.400
Feb 17	vs ETSU	*3b	2	0	0	0	0	0	0	1	0	0	1	0	0	0	0	0	0	0	2	.364
Feb 17	at Charleston So.	*3b	3	1	1	0	0	0	1	1	0	0	0	0	0	0	0	1	0	0	0	.350
Feb 22	vs Texas State	*3b	2	0	2	1	0	0	0	0	0	0	0	1	0	0	0	0	0	0	0	.407
Feb 22	at South Florida	*3b	2	0	0	0	0	0	0	1	0	0	0	0	0	0	0	0	0	1	0	.379
Feb 23	vs Georgia State	*3b	4	0	2	1	0	0	0	0	0	0	0	0	0	0	0	0	0	1	0	.394
Feb 23	vs Texas State	*3b	3	3	3	4	0	2	0	0	0	0	0	0	0	0	0	0	0	5	0	.444
Feb 24	vs Georgia State	*3b	3	0	1	0	0	0	0	0	0	0	0	0	0	0	0	1	0	4	1	.436
Feb 27	at Radford	*3b	3	1	1	1	0	0	1	0	0	0	0	0	0	0	0	0	1	0	0	.429
Totals		1568	42	7	18	11	3	0	4	6	1	0	1	0	0	0	0	3	7	19	1	.428





### AL VELAZQUEZ

Sophomore | 5-5  
OF | L/L

Chanhassen/Minnesota  
Aurora, Colo.

Major: Criminology

# 9

#### AT THE PLATE

- Has started all 15 games, drawing 14 in right field and one as the designated player.
- Went 1 for 2 with two RBIs, a run scored and a hit by pitch at Radford (2/27).
- Finished with two hits against Georgia State (2/24).
- Recorded two hits, one run and one hit against [RV] Texas State (2/22).
- Had a double and a single at Charleston Southern (2/17).
- Racked up one hit in each game against Detroit Mercy (2/16), Charleston Southern (2/16) and ETSU (2/17).
- Notched two runs and a career-best three RBIs on three hits at College of Charleston (2/9).
- Finished with one hit, one run and one RBI versus [RV] Wichita State (2/8) in her Hokie debut.
- Appeared in 22 games for the Golden Gophers, including eight starts.
- Batted .235 with two doubles, four runs scored and five RBIs.
- A part of the 2018 Big Ten Tournament champions.

#### SEASON HIGHS

Hits 3 at College of Charleston (2/9/19)  
Runs 3 vs. Purdue (2/10/19)  
RBIs 3 at College of Charleston (2/9/19)  
HRs  
Walks 2 vs. Purdue (2/9/19)  
Stolen Bases 1 vs. Purdue (2/10/19)  
Hitting Streak 9 games (2/8/19 – 2/17/19)

#### CAREER HIGHS

Hits 3 at College of Charleston (2/9/19)  
Runs 3 vs. Purdue (2/10/19)  
RBIs 3 at College of Charleston (2/9/19)  
HRs  
Walks 2 vs. Purdue (2/9/19)  
Stolen Bases 1, 2x, last vs. Purdue (2/10/19)  
Hitting Streak 9 games (2/8/19 – 2/17/19)

#### 2019 GAME-BY-GAME STATS

Date	Opponent	Pos	AB	R	H	RBI	2B	3B	HR	BB	SB	CS	HBP	SAC	SF	GDP	K	PO	A	E	Avg	
Feb 08	vs Wichita State	*of	4	1	1	0	0	0	0	0	0	0	0	0	0	0	0	0	0	0	0	.250
Feb 08	vs Central Michigan	*of	4	1	2	0	0	0	0	0	0	0	0	0	0	0	0	0	0	0	0	.375
Feb 09	vs Purdue	*of	1	1	1	0	0	0	2	0	0	0	0	0	0	0	0	1	0	0	0	.444
Feb 09	at Col. of Charleston	*of	4	2	3	3	0	0	0	0	0	0	0	0	0	0	0	0	0	0	0	.538
Feb 10	vs Purdue	*of	3	3	2	0	0	0	1	1	0	0	0	0	0	0	0	0	0	0	0	.562
Feb 16	vs Detroit Mercy	*of	2	1	1	0	0	0	1	0	0	0	0	0	0	0	0	0	0	0	0	.556
Feb 16	at Charleston So.	*of	3	0	1	0	0	0	0	1	0	0	0	0	0	0	0	0	0	0	0	.524
Feb 17	vs ETSU	*of	4	1	1	0	1	0	0	0	0	0	0	0	0	0	0	0	0	0	0	.460
Feb 17	at Charleston So.	*of	5	1	2	0	1	0	0	0	0	0	0	0	0	0	0	0	0	0	0	.467
Feb 22	vs Texas State	*of	2	1	1	0	0	0	0	0	0	0	0	0	0	0	0	1	0	0	0	.469
Feb 22	at South Florida	*of	3	0	0	0	0	0	1	0	0	0	0	0	0	0	0	1	2	0	0	.429
Feb 23	vs Georgia State	*of	4	1	1	0	0	0	0	0	0	0	0	0	0	0	0	0	0	0	0	.410
Feb 23	vs Texas State	*of	4	0	0	1	0	0	0	0	0	0	0	0	0	0	0	0	0	0	0	.372
Feb 24	vs Georgia State	*of	4	0	2	0	0	0	0	0	0	0	0	0	0	0	0	1	0	0	0	.383
Feb 27	at Radford	*of	4	1	1	2	0	0	0	0	0	0	0	0	0	0	0	0	0	0	0	.388
Totals			15gs	49	14	19	7	2	0	7	1	0	1	0	0	0	0	2	5	0	0	.388



### OLIVIA LATTIN

Senior | 5-6  
IF | R/R

Kingston HS  
Kingston, N.Y.

Major: Finance

# 10

#### AT THE PLATE

- Registered two runs, two hits and one RBI along with a home run versus Purdue (2/9) before being injured in a collision at first base.
- Finished with a hit and a run versus Central Michigan (2/8).
- Scored two runs, three hits and finished with one RBI in the victory over [RV] Wichita State (2/8).
- Started and played in every game at second base in 2018.
- Posted 11 doubles and six home runs for the second consecutive season. Ranked second on the team with 114 assists.
- Led the team with 69 total bases, 19 RBI and tied for the team lead with 11 doubles.

#### SEASON HIGHS

Hits 3 vs. [RV] Wichita State (2/8/19)  
Runs 2, 2x, last vs. Purdue (2/9/19)  
RBIs 1, 2x, last vs. Purdue (2/9/19)  
HRs 1 vs. Purdue (2/9/19)  
Walks  
Stolen Bases  
Hitting Streak 3 games (2/8/19 – 2/9/19)

#### CAREER HIGHS

Hits 3, 6x, last vs. [RV] Wichita State (2/8/19)  
Runs 3 vs. Pitt (3/12/16)  
RBIs 5 vs. Hampton (4/3/16)  
HRs 2 vs. Western Carolina (4/19/16)  
Walks 3, 2x, last vs. Louisville 4/14/17)  
Stolen Bases 2 vs. Coppin State (2/25/17)  
Hitting Streak 7 games (2/26/17 - 3/10/17)

#### 2019 GAME-BY-GAME STATS

Date	Opponent	Pos	AB	R	H	RBI	2B	3B	HR	BB	SB	CS	HBP	SAC	SF	GDP	K	PO	A	E	Avg	
Feb 08	vs Wichita State	*2b	4	2	3	1	0	0	0	0	0	0	0	0	0	0	0	0	0	2	0	.750
Feb 08	vs Central Michigan	*2b	4	1	1	0	0	0	0	0	0	0	0	0	0	0	0	0	0	0	0	.500
Feb 09	vs Purdue	*2b	3	2	2	1	0	0	1	0	0	0	0	0	0	0	0	0	0	3	0	.545
Totals			3gs	11	5	6	2	0	1	0	0	0	0	0	0	0	0	0	0	5	0	.545







## CANA DAVIS

Sophomore | 5-9  
OF | R/R

Turner Ashby HS  
Harrisonburg, Va.

Major: Multimedia Journalism

# 11

### AT THE PLATE

- Has played in six games, drawing one start in center field, one start in right field and four starts as the designated player.
- Scored a run at Radford (2/27).
- Earned a walk versus Georgia State (2/24).
- Owned one hit against [RV] Texas State (2/23).
- Tallied a hit at USF (2/22).
- Earned a hit and one run versus Central Michigan (2/8/19).
- Posted one run and one hit in the win over [RV] Wichita State (2/8).
- Registered 25 starts in 34 games played in 2018.
- Ranked second on the team with a .250 batting average in ACC play.
- Had three doubles and a triple against conference opponents.
- Posted four multi-hit games.

### SEASON HIGHS

Hits: 1, 4x, last vs. [RV] Texas State (2/23/19)  
 Runs: 1, 3x, last at Radford (2/27/19)  
 RBIs  
 HRs  
 Walks: 1, 2x, last vs. Georgia State (2/24/19)  
 Stolen Bases  
 Hitting Streak: 4 games (2/8/19 – 2/23/19)

### CAREER HIGHS

Hits: 2, 4x, last at Virginia (4/14/18)  
 Runs: 1, 9x, last at Radford (2/27/19)  
 RBIs: 1, 2x, last at Liberty (4/17/18)  
 HRs  
 Walks: 2 vs. Florida A&M (2/9/18)  
 Stolen Bases  
 Hitting Streak: 4 games, 2x, last (2/8/19 – 2/23/19)

### 2019 GAME-BY-GAME STATS

Date	Opponent	Pos	AB	R	H	RBI	2B	3B	HR	BB	SB	CS	HBP	SAC	SF	GDP	K	PO	A	E	Avg	
Feb 08	vs Wichita State	*of	3	1	1	0	0	0	0	0	0	0	0	0	0	0	0	0	0	0	0	.333
Feb 08	vs Central Michigan	*of	2	1	1	0	0	0	0	1	0	0	0	0	0	0	0	0	0	0	0	.400
Feb 22	at South Florida	*dh	3	0	1	0	0	0	0	0	0	0	0	0	0	0	1	0	0	0	0	.375
Feb 23	vs Texas State	*dh	3	0	1	0	0	0	0	0	0	1	0	0	0	0	0	0	0	0	0	.364
Feb 24	vs Georgia State	*dh	3	0	0	0	0	0	0	1	0	0	0	0	0	0	0	0	0	0	0	.286
Feb 27	at Radford	*dh	2	1	0	0	0	0	0	0	0	0	0	0	0	0	1	0	0	0	0	.250
Totals		6cs	16	3	4	0	0	0	0	2	0	1	0	0	0	0	3	0	0	0	0	.250



## HANNAH JONES

Junior | 5-6  
IF | L/R

Orange County HS  
Orange, Va.

Major: Public Relations

# 12

### AT THE PLATE

- Has played in seven games.
- Garnered a walk at Radford (2/27).
- Earned one walk against [RV] Texas State (2/22).
- Was a pinch-hitter against ETSU (2/17) and Charleston Southern (2/16).
- Knocked a three-run home run versus Detroit Mercy (2/16).
- Appeared in the road win over College of Charleston (2/9).
- Accomplished an RBI versus Central Michigan (2/8).
- Appeared in 18 games and registered eight starts.
- Five of her 10 hits came off the bench.
- Went 2 for 2 with four RBI vs. Florida A&M (2/9).
- Went 2 for 3 in a 6-4 win vs. Iowa State (3/4).
- Had a pinch hit two RBI double at No. 15 Florida State (3/17).
- Scored a run and a hit a double at No. 15 Florida State (3/18).

### SEASON HIGHS

Hits: 1 vs. Detroit Mercy (2/16/19)  
 Runs: 1 vs. Detroit Mercy (2/16/19)  
 RBIs: 3, vs. Detroit Mercy (2/16/19)  
 HRs: 1 vs. Detroit Mercy (2/16/19)  
 Walks: 1, 3x, last at Radford (2/27/19)  
 Stolen Bases  
 Hitting Streak

### CAREER HIGHS

Hits: 2, 3x, last vs. Iowa State (3/4/18)  
 Runs: 2 vs. Coppin State (2/24/17)  
 RBIs: 4 vs. Florida A&M (2/24/17)  
 HRs: 1, 2x, last vs. Detroit Mercy (2/16/19)  
 Walks: 1, 10x, last at Radford (2/27/19)  
 Stolen Bases  
 Hitting Streak: 2 games (3/17/18 - 3/18/18)

### 2019 GAME-BY-GAME STATS

Date	Opponent	Pos	AB	R	H	RBI	2B	3B	HR	BB	SB	CS	HBP	SAC	SF	GDP	K	PO	A	E	Avg	
Feb 08	vs Central Michigan	ph	1	0	0	1	0	0	0	0	0	0	0	0	0	0	0	0	0	0	0	.000
Feb 09	at Col. of Charleston	ph	0	0	0	0	0	0	1	0	0	0	0	0	0	0	0	0	0	0	0	.000
Feb 16	vs Detroit Mercy	ph/1b	1	1	3	0	0	1	0	0	0	0	0	0	0	0	0	0	0	0	0	.500
Feb 16	at Charleston So.	ph	1	0	0	0	0	0	0	0	0	0	0	0	0	0	0	0	1	0	0	.333
Feb 17	vs ETSU	ph	1	0	0	0	0	0	0	0	0	0	0	0	0	0	0	0	0	0	0	.250
Feb 22	vs Texas State	ph	0	0	0	0	0	0	1	0	0	0	0	0	0	0	0	0	0	0	0	.250
Feb 27	at Radford	ph	0	0	0	0	0	0	0	1	0	0	0	0	0	0	0	0	0	0	0	.250
Totals		6cs	4	1	4	1	0	1	1	1	0	0	0	0	0	0	1	0	0	0	0	.250





**CAITLYN NOLAN**

Senior | 5-7  
IF | R/R

Marlboro County HS  
Bennettsville, S.C.

Major: Human Development  
& Sociology

13

**Louisville Slugger/NFCA DI National POTW (2/12/19)**  
**ACC Player of the Week (2/12/19)**  
**2017-18 ACC Academic Honor Roll**

**AT THE PLATE**

- Has started all 15 games at shortstop.
- Went a perfect 3 for 3 at Radford (2/27), tallying two home runs and a double with three RBIs and three runs scored.
- Notched an RBI double versus [RV] Texas State (2/23).
- Tallied a hit, run and walk at Charleston Southern (2/17).
- Drove in three runs and scored two herself with two hits against Detroit Mercy (2/16).
- Recorded extra-base hits and at least one RBI in all five games opening weekend.
- Notched three hits and three RBIs in the victory at College of Charleston (2/9).
- Had two hits and three RBIs in the season opener against [RV] Wichita State (2/8).

**SEASON HIGHS**

Hits	3, 2x, last at Radford (2/27/19)
Runs	3, 2x, last at Radford (2/27/19)
RBIs	3, 3x, last at Radford (2/27/19)
HRs	2 at Radford (2/27/19)
Walks	1, 6x, last vs. [RV] Texas State (2/22/19)
Stolen Bases	1, 4x, last at Charleston Southern (2/16/19)
Hitting Streak	7 games (2/8/19 - 2/16/19)

**CAREER HIGHS**

Hits	3, 4x, last at Radford (2/27/19)
Runs	3, 2x, last at Radford (2/27/19)
RBIs	4, 2x, last vs. Charlotte (4/4/18)
HRs	2 at Radford (2/27/19)
Walks	3 vs. Michigan (2/20/16)
Stolen Bases	1, 8x, last Charleston Southern (2/16/19)
Hitting Streak	7 games (2/8/19 - 2/16/19)

**2019 GAME-BY-GAME STATS**

Date	Opponent	Pos	AB	R	H	RBI	2B	3B	HR	BB	SB	CS	HBP	SAC	SF	GDP	K	PO	A	E	Avg	
Feb 08	vs Wichita State	*ss	2	3	2	3	0	0	1	1	0	0	0	0	0	0	0	0	1	1	0.000	
Feb 08	vs Central Michigan	*ss	3	2	2	2	0	0	1	0	0	0	0	0	0	1	0	0	4	0	0.800	
Feb 09	vs Purdue	*ss	3	2	2	1	1	0	0	1	1	0	0	0	0	0	0	3	4	1	0.750	
Feb 09	at Col. of Charleston	*ss	4	1	3	2	1	0	0	0	0	0	0	0	0	0	1	0	0	0	0.750	
Feb 10	vs Purdue	*ss	2	0	1	1	0	0	1	1	0	0	0	0	0	1	0	2	1	0	0.714	
Feb 16	vs Detroit Mercy	*ss	4	1	2	3	0	0	0	0	0	0	0	0	0	0	2	0	0	0	0.667	
Feb 16	at Charleston So.	*ss	4	0	1	0	0	0	0	1	0	0	0	0	0	0	1	3	0	0	0.591	
Feb 17	vs ETSU	*ss	4	0	0	0	0	0	0	1	0	0	0	0	0	0	2	2	2	0	0.500	
Feb 17	at Charleston So.	*ss	4	1	1	0	0	0	0	1	0	0	0	0	0	0	1	2	0	0	0.467	
Feb 22	vs Texas State	*ss	1	1	0	0	0	0	0	1	0	0	0	0	0	0	2	3	0	0	0.412	
Feb 22	at South Florida	*ss	3	0	0	0	0	0	0	0	0	0	0	0	0	0	1	3	0	0	0.412	
Feb 23	vs Georgia State	*ss	4	0	0	0	0	0	0	0	0	0	0	0	0	0	2	2	2	0	0.368	
Feb 23	vs Texas State	*ss	4	0	1	1	0	0	0	0	0	0	0	0	0	0	0	0	0	0	0.357	
Feb 24	vs Georgia State	*ss	4	0	1	0	0	0	0	0	0	0	0	0	0	0	3	0	0	0	0.348	
Feb 27	at Radford	*ss	3	3	3	3	1	0	2	0	0	0	0	0	0	0	0	1	1	4	0.388	
Totals		15gs	49	14	19	16	5	0	4	6	4	0	0	0	0	2	0	0	25	27	4	0.388



**EMMA STROUTH**

Senior | 5-7  
OF | R/R

Southeast Guilford  
Julian, N.C.

Major: Animal & Poultry Sciences

14

**AT THE PLATE**

- Has started all 15 games in left field.
- Has a hit in all but one game this season.
- Went 1 for 3 with an RBI at Radford (2/27).
- Recorded three hits, two RBIs and two runs scored against Georgia State (2/23).
- Notched an RBI single, a run and a walk at Charleston Southern (2/17).
- Tallied two hits, one run scored and a stolen base versus ETSU (2/17).
- Tied her season high for hits with three at Charleston Southern (2/16), while driving in two runs and scoring one herself.
- Recorded three hits, including Tech's first triple of the season, and three RBIs in the second matchup against Purdue (2/10).
- Tallied two hits, two runs, two RBIs and a walk at College of Charleston (2/9).
- Tallied a double, two RBIs and a stolen base vs. Purdue (2/9).
- Opened the year with a double, single, RBI and two runs versus [RV] Wichita State (2/8).

**SEASON HIGHS**

Hits	3, 3x, last vs. Georgia State (2/23/19)
Runs	3 vs. [RV] Texas State (2/23/19)
RBIs	3 vs. Purdue (2/10/19)
HRs	1, 2x, last vs. Georgia State (2/23/19)
Walks	1, 3x, last vs. [RV] Texas State (2/23/19)
Stolen Bases	1, 3x, last vs. Georgia State (2/24/19)
Hitting Streaks	9 games (2/8/19 - 2/17/19)

**CAREER HIGHS**

Hits	3,10x, last vs. [RV] Texas State (2/23/19)
Runs	3, 2x, last vs. [RV] Texas State (2/23/19)
RBIs	5 vs. Western Carolina (4/19/16)
HRs	1, 15x, last vs. Georgia State (2/23/19)
Walks	2, 6x, last vs. [RV] Texas State (2/23/19)
Stolen Bases	1, 7x, last vs. Georgia State (2/24/19)
Hitting Streak	10 games (2/24/18 - 3/6/18)

**2019 GAME-BY-GAME STATS**

Date	Opponent	Pos	AB	R	H	RBI	2B	3B	HR	BB	SB	CS	HBP	SAC	SF	GDP	K	PO	A	E	Avg
Feb 08	vs Wichita State	*of	4	2	2	1	1	0	0	0	0	0	0	0	0	0	0	0	0	0	0.500
Feb 08	vs Central Michigan	*of	4	1	2	2	1	0	0	1	0	0	0	0	0	1	0	0	2	0	0.500
Feb 09	vs Purdue	*of	3	1	2	1	0	0	0	1	0	0	0	0	0	0	0	0	0	0	0.455
Feb 09	at Col. of Charleston	*of	3	2	2	2	0	0	0	1	0	0	0	0	0	0	0	0	1	0	0.500
Feb 10	vs Purdue	*of	4	0	3	3	2	1	0	0	0	0	0	0	0	0	0	0	3	0	0.556
Feb 16	vs Detroit Mercy	*of	2	1	1	1	0	0	0	0	0	0	0	0	0	0	0	0	0	1	0.550
Feb 16	at Charleston So.	*of	4	1	3	2	0	0	0	0	0	0	0	0	0	0	0	0	1	0	0.583
Feb 17	vs ETSU	*of	4	1	2	0	0	0	0	1	0	1	0	0	0	0	0	0	0	0	0.571
Feb 17	at Charleston So.	*of	3	1	1	1	0	0	0	1	0	0	0	0	0	0	0	0	0	0	0.548
Feb 22	vs Texas State	*of	2	0	1	2	0	0	0	0	0	0	0	0	0	0	0	0	0	0	0.548
Feb 22	at South Florida	*of	3	0	0	0	0	0	0	0	0	0	0	0	0	0	0	0	0	0	0.500
Feb 23	vs Georgia State	*of	4	2	3	2	0	0	1	0	0	0	0	0	0	0	0	0	1	0	0.525
Feb 23	vs Texas State	*of	3	3	2	0	0	0	0	1	0	0	0	0	0	0	0	0	0	0	0.535
Feb 24	vs Georgia State	*of	4	1	1	0	0	0	0	0	0	0	0	0	0	0	1	0	0	0	0.511
Feb 27	at Radford	*of	3	1	1	0	0	0	0	0	0	0	0	0	0	0	0	0	0	1	0.500
Totals		15gs	50	17	25	18	4	1	2	3	3	0	1	0	1	1	1	1	18	0	0.500





**MEREDITH SLAW**

Freshman | 5-11  
IF | L/R

Rappahannock HS  
Warsaw, Va.

Major: Business

16

**AT THE PLATE**

- Has played in 12 games, drawing six starts as the designated player.
- Turned in an RBI at Radford (2/27) as a pinch hitter.
- Homered and drove in two runs versus [RV] Texas State (2/23).
- Hit her first home run at the college level at Charleston Southern (2/17), a three-run shot to right center.
- Tallied an RBI single at Charleston Southern (2/16).
- Posted her first-ever double versus Detroit Mercy (2/16), driving in a run.
- Notched a base hit, RBI and scored a run at College of Charleston (2/9).
- Recorded a base hit in her only plate appearance in the season-opening win versus [RV] Wichita State (2/8).
- Three-sport athlete in high school, playing softball, basketball and volleyball.
- Four-year letterwinner in softball and basketball for coach Ellen Gaines in both sports.
- Two-time all-state selection.
- Three-time conference Player of the Year.
- Two-time region Player of the Year.
- VHSL Player of the Year.
- Comes from an athletics family - uncle played for the Los Angeles Dodgers' AAA team.
- Has a cousin currently playing catcher for Wake Forest.
- Had two cousins run track for Virginia and William & Mary.

**SEASON/CAREER HIGHS**

SEASON/CAREER HIGHS

Hits 1, 8x, last vs. [RV] Texas State (2/23/19)  
Runs 1, 3x, last vs. [RV] Texas State (2/3/19)  
RBIs 3 at Charleston Southern (2/17/19)  
HRs 1, 2x, last vs. [RV] Texas State (2/23/19)  
Walks  
Stolen Bases  
Hitting Streak: 4 games (2/9/19 - 2/16/19)

**2019 GAME-BY-GAME STATS**

Date	Opponent	Pos	AB	R	H	RBI	2B	3B	HR	BB	SB	CS	HBP	SAC	SF	GDP	K	PO	A	E	Avg	
Feb 08	vs Wichita State	ph	1	0	1	0	0	0	0	0	0	0	0	0	0	0	0	0	0	0	0	1.000
Feb 08	vs Central Michigan	*dh	2	0	1	0	0	0	0	0	0	0	0	0	0	0	0	0	0	0	0	.667
Feb 09	vs Purdue	*dh	4	0	0	0	0	0	0	0	0	0	0	0	0	0	0	0	0	0	0	.286
Feb 09	at Col. of Charleston	*dh	3	1	1	1	0	0	0	0	0	0	0	0	0	0	0	0	0	0	0	.300
Feb 10	vs Purdue	*dh	3	0	1	0	0	0	0	0	0	0	0	0	0	0	0	0	0	0	0	.308
Feb 16	vs Detroit Mercy	*dh	2	0	1	1	1	0	0	0	0	0	0	0	0	0	0	0	0	0	0	.333
Feb 16	at Charleston So.	ph	1	0	1	1	0	0	0	0	0	0	0	0	0	0	0	0	0	0	0	.375
Feb 17	vs ETSU	ph	2	0	0	0	0	0	0	0	0	0	0	0	0	0	0	0	0	0	0	.333
Feb 17	at Charleston So.	ph	1	1	1	3	0	0	1	0	0	0	0	0	0	0	0	0	0	0	0	.368
Feb 22	vs ETSU	*dh	2	0	0	0	0	0	0	0	0	0	0	0	0	0	1	0	0	0	0	.333
Feb 23	vs Texas State	ph	1	1	1	2	0	0	1	0	0	0	0	0	0	0	0	0	0	0	0	.364
Feb 27	at Radford	ph	1	0	0	1	0	0	0	0	0	0	0	0	0	0	0	0	0	0	0	.348
Totals		6gs	23	3	8	9	1	0	2	0	0	0	1	0	0	0	1	0	0	0	0	.348



**MACKENZIE LAWTER**

Sophomore | 5-5  
C | R/R

Halifax County HS  
South Boston, Va.

Major: Multimedia Journalism  
& Political Science

18

**2017-18 ACC Academic Honor Roll**

**AT THE PLATE**

- Has played in eight games, drawing eight starts at catcher.
- Posted an RBI single and a stolen base at Radford (2/27).
- Hit a two-run homer against Georgia State (2/24).
- Belted a solo home run down the left-field line on her way to a career-high three hits versus ETSU (2/17).
- Saw playing time against Central Michigan (2/8), getting three putouts, and the first game against Purdue (2/9) with a season-high 14 putouts behind the dish.
- Graduated from high school a semester early and joined the Hokies in January.
- Threw out six base runners on 11 attempts in 2018.
- Caught two runners stealing vs. No. 20 Michigan.
- Recorded her first career hit vs. Florida A&M (2/9).
- Scored a run at Virginia (4/13).
- Threw a runner out trying steal second to end the game vs. Charlotte (4/4).
- Went 1 for 2 vs. Hampton (5/2).
- Father played baseball at Longwood University and was recognized as Virginia Player of the Year in 1985.

**SEASON HIGHS**

Hits 3 vs. ETSU (2/17/19)  
Runs 3 vs. ETSU (2/17/19)  
RBIs 2 vs. Georgia State (2/24/19)  
HRs 1, 2x, last vs. Georgia State (2/24/19)  
Walks 1 vs. ETSU (2/17/19)  
Stolen Bases 1, 2x, last at Radford (2/27/19)  
Hitting Streak 2 games (2/24/19 - 2/27/19)

**CAREER HIGHS**

Hits 3 vs. ETSU (2/17/19)  
Runs 3 vs. ETSU (2/17/19)  
RBIs 2 vs. Georgia State (2/24/19)  
HRs 1, 2x, last vs. Georgia State (2/24/19)  
Walks 1 vs. ETSU (2/17/19)  
Stolen Bases 1, 2x, last at Radford (2/27/19)  
Hitting Streak 2 games (2/24/19 - 2/27/19)

**2019 GAME-BY-GAME STATS**

Date	Opponent	Pos	AB	R	H	RBI	2B	3B	HR	BB	SB	CS	HBP	SAC	SF	GDP	K	PO	A	E	Avg	
Feb 08	vs Central Michigan	*c	2	0	0	0	0	0	0	0	0	0	0	0	0	0	0	0	14	0	0	.000
Feb 09	vs Purdue	*c	3	0	0	0	0	0	0	0	0	0	0	0	0	0	0	0	3	0	0	.000
Feb 16	at Charleston So.	*c/pr	2	0	0	0	0	0	0	0	0	0	0	0	0	0	0	0	5	0	0	.000
Feb 17	vs ETSU	*c	3	3	3	1	0	0	1	1	1	0	0	0	0	0	0	0	4	1	1	.300
Feb 22	at South Florida	*c	2	1	0	0	0	0	0	0	0	1	0	0	0	0	0	0	1	4	0	.250
Feb 23	vs Texas State	*c	1	0	0	0	0	0	0	0	0	0	0	1	0	0	0	0	4	1	1	.231
Feb 24	vs Georgia State	*c	2	1	1	2	0	0	1	0	0	0	0	0	0	0	0	0	5	0	0	.267
Feb 27	at Radford	*c	2	1	1	1	0	0	0	0	0	1	0	0	0	0	0	0	1	6	0	.278
Totals		8gs	18	6	5	4	0	0	2	1	2	0	2	0	0	0	0	2	45	2	2	.278







## KINSEY JOHNSON

Senior | 5-9  
OF | R/R

River Hill HS  
Highland, Md.

Major: Marketing Management

# 19

### 2017-18 ACC Academic Honor Roll

#### AT THE PLATE

- Has played in eight games.
- Stole a base in the second game against Georgia State (2/24).
- Scored a run in the first game (2/23)
- Pinched-ran and swiped a base at Charleston Southern (2/17).
- Pinched-hit against Detroit Mercy (2/16), earning a walk and later scoring.
- Registered a hit and scored a run in the first matchup versus Purdue (2/9).
- Appeared in 31 games in 2018.
- Virginia Tech's top option off the bench as a pinch runner.
- Went 4 for 5 on stolen base attempts.
- Had 10 runs scored, a career-high.
- The Hokies were 7-3 when she scored a run .

#### SEASON HIGHS

Hits 1 vs. Purdue (2/9/19)  
Runs 1, 3x, last vs. Georgia State (2/23/19)  
RBIs 1 vs. Detroit Mercy (2/16/19)  
HRs  
Walks 1 vs. Detroit Mercy (2/16/19)  
Stolen Bases 1, 2x, last vs. Georgia State (2/24/19)  
Hitting Streak

#### CAREER HIGHS

Hits 3 at NC State (3/5/16)  
Runs 1, 19x, last vs. Georgia State (2/23/19)  
RBIs 2 at Western Carolina (4/25/17)  
HRs 1 at Western Carolina (4/25/17)  
Walks 2 vs. Mercer (4/2/16)  
Stolen Bases 1, 10x, last vs. Georgia State (2/24/19)  
Hitting Streak 2 games (4/18/17 - 4/19/17)

#### 2019 GAME-BY-GAME STATS

Date	Opponent	Pos	AB	R	H	RBI	2B	3B	HR	BB	SB	CS	HBP	SAC	SF	GDP	K	PO	A	E	Avg	
Feb 08	vs Central Michigan	pr/of	0	0	0	0	0	0	0	0	0	0	0	0	0	0	0	0	0	0	0	.000
Feb 09	vs Purdue	pr/of	1	1	1	0	0	0	0	0	0	0	0	0	0	0	0	0	0	0	0	1.000
Feb 16	vs Detroit Mercy	pr/dh	0	1	0	1	0	0	0	1	0	0	0	0	0	0	0	0	0	0	0	1.000
Feb 17	at Charleston So.	pr	0	0	0	0	0	0	0	0	1	0	0	0	0	0	0	0	0	0	0	1.000
Feb 22	vs Texas State	ph	1	0	0	0	0	0	0	0	0	0	0	0	0	0	1	0	0	0	0	.500
Feb 22	at South Florida	pr	0	0	0	0	0	0	0	0	0	0	0	0	0	0	0	0	0	0	0	.500
Feb 23	vs Georgia State	pr	0	1	0	0	0	0	0	0	0	0	0	0	0	0	0	0	0	0	0	.500
Feb 24	vs Georgia State	pr	0	0	0	0	0	0	0	0	1	0	0	0	0	0	0	0	0	0	0	.500
Totals		Ogs	2	3	1	1	0	0	0	1	2	0	0	0	0	0	1	0	0	0	0	.500



## SIERRA WALTON

Senior | 5-7  
C/1B | R/R

Dowling Catholic HS/Indian Hills CC  
Des Moines, Iowa

Major: Public Relations

# 20

#### AT THE PLATE

- Has played in seven games, drawing six starts at first base and one as the designated player.
- Made six putouts at first base versus [RV] Texas State (2/22).
- Turned in a season-high two doubles and two RBIs at Charleston Southern (2/17).
- Earned three putouts versus Detroit Mercy (2/16).
- Recorded at least one hit and one RBI in her first three games of the season.
- Had a double and two RBIs in the season opener versus [RV] Wichita State (2/8) and the first contest against Purdue (2/9/19).
- Finished with one hit and one RBI versus College of Charleston (2/9).
- Played in 46 games with 44 starts in 2018.
- Started the final 29 games of the season behind the plate.
- Ranked second on the team with a .266 batting average.
- Her .242 average in ACC play ranked third.
- First career hit was a double vs. Florida A&M (2/9).

#### SEASON HIGHS

Hits 2 at Charleston Southern (2/17/19)  
Runs  
RBIs 2, 3x, last at Charleston Southern (2/17/19)  
HRs  
Walks 1 vs. Purdue (2/10/19)  
Stolen Bases  
Hitting Streak 3 games (2/8/19 – 2/9/19)

#### CAREER HIGHS

Hits 2, 10x, last at Charleston Southern (2/17/19)  
Runs 2 vs. Hampton (5/2/18)  
RBIs 2, 3x, last at Charleston Southern (2/17/19)  
HRs 1 vs. Hampton (5/2/18)  
Walks 2, 2x, last vs. Duke (4/20/19)  
Stolen Bases  
Hitting Streak 5 games (2/24/18 - 3/3/18)

#### 2019 GAME-BY-GAME STATS

Date	Opponent	Pos	AB	R	H	RBI	2B	3B	HR	BB	SB	CS	HBP	SAC	SF	GDP	K	PO	A	E	Avg
Feb 08	vs Wichita State	*1b	2	0	1	2	1	0	0	0	0	0	0	0	0	0	0	1	3	0	.500
Feb 09	vs Purdue	*1b	4	0	1	2	1	0	0	0	0	0	0	0	0	0	0	0	9	0	.333
Feb 09	at Col. of Charleston	*1b	4	0	1	1	0	0	0	0	0	0	0	0	0	0	0	2	0	0	.300
Feb 10	vs Purdue	*1b	3	0	0	0	0	0	0	1	0	0	0	0	0	0	0	1	2	0	.231
Feb 16	vs Detroit Mercy	*1b	2	0	0	0	0	0	0	0	0	0	0	0	0	0	0	0	3	0	.200
Feb 17	at Charleston So.	*dh	4	0	2	2	2	0	0	0	0	0	0	0	0	0	0	0	0	0	.263
Feb 22	vs Texas State	*1b	2	0	0	0	0	0	0	0	0	0	0	0	0	0	0	6	0	1	.238
Totals		7gs	21	0	5	7	4	0	0	1	0	0	0	0	0	0	2	25	0	2	.238





### STACY KALT

Freshman | 5-6  
U | R/R

Churchhill HS  
Fallon, Nev.

Major: Human Nutrition, Foods  
and Exercise

# 21

#### AT THE PLATE

- Has played in 11 games.
- Scored a run and swiped a bag against Georgia State (2/24).
- Tallied a run scored and a stolen base versus [RV] Texas State (2/23).
- Earned a walk against [RV] Texas State (2/22), while stealing a base and scoring a run.
- Pinch-ran against Charleston Southern in both games on Feb. 16 and Feb. 17.
- Tallied her first career hit versus Detroit Mercy (2/16) and her first-ever run while swiping a steal.
- Scored a run in the victory over College of Charleston (2/10).
- Saw her first action against Purdue (2/9) and stole a base.
- A three-sport athlete during her prep career, playing softball, volleyball and basketball.
- For softball, she had four region and state appearances, won two state championships and two region titles.
- Offensively, tallied a .444 batting average, 15 home runs and 29 doubles.
- Earned Team Offensive MVP, All-Conference and All-State Honors while being a captain.
- Was a setter for volleyball and a guard on the basketball team, earning a letter for basketball and making it to the region and state tournaments.
- Played travel ball under coach Michael Bastian for Team TFS Elite.
- 2015 USSA Offensive Player, 2016 All-Star Tournament Team and 2018 Elite Eight team Colorado Sparkler.

#### SEASON/CAREER HIGHS

Hits 1 vs. Detroit Mercy (2/16/19)  
 Runs 1, 5x, last vs. Georgia State (2/24/19)  
 RBIs  
 HRs  
 Walks 1, 7x, last vs. [RV] Texas State (2/22/19)  
 Stolen Bases 1, 7x, last vs. Georgia State (2/24/19)  
 Hitting Streak

#### 2019 GAME-BY-GAME STATS

Date	Opponent	Pos	AB	R	H	RBI	2B	3B	HR	BB	SB	CS	HBP	SAC	SF	GDP	K	PO	A	E	Avg	
Feb 08	vs Central Michigan	pr	0	0	0	0	0	0	0	0	0	0	0	0	0	0	0	0	0	0	0	.000
Feb 09	vs Purdue	pr	0	0	0	0	0	0	0	0	1	0	0	0	0	0	0	0	0	0	0	.000
Feb 09	at Col. of Charleston	pr	0	1	0	0	0	0	0	0	1	0	0	0	0	0	0	0	0	0	0	.000
Feb 10	vs Purdue	pr	0	0	0	0	0	0	0	0	1	0	0	0	0	0	0	0	0	0	0	.000
Feb 16	vs Detroit Mercy	ph	2	1	1	0	0	0	0	0	1	0	0	0	0	0	0	0	0	0	0	.500
Feb 16	at Charleston So.	pr	0	0	0	0	0	0	0	0	0	0	0	0	0	0	0	0	0	0	0	.500
Feb 17	at Charleston So.	pr	0	0	0	0	0	0	0	0	0	0	0	0	0	0	0	0	0	0	0	.500
Feb 22	vs Texas State	ph	0	1	0	0	0	0	0	0	1	0	0	0	0	0	0	0	0	0	0	.500
Feb 23	vs Georgia State	ph	0	0	0	0	0	0	0	0	0	0	0	0	0	0	0	0	0	0	0	.500
Feb 23	vs Texas State	pr	0	1	0	0	0	0	0	0	1	0	0	0	0	0	0	0	0	0	0	.500
Feb 24	vs Georgia State	pr	0	1	0	0	0	0	0	0	1	0	0	0	0	0	0	0	0	0	0	.500
Totals		ogs	2	5	1	0	0	0	0	1	7	0	0	0	0	0	0	1	0	0	0	.500



### MARA STRUM

Freshman | 6-1  
P | R/R

William Byrd HS  
Vinton, Va.

Major: Human Nutrition, Foods  
and Exercise

# 22

#### IN THE CIRCLE

- Has played in one game.
- Made her collegiate debut against [RV] Texas State (2/22).
- Pitched 1.1 innings, yielding three earned runs while striking out a batter.
- Has yet to see action.
- Four-year letterwinner for coach Greg Barton.
- Guided William Byrd to a district and regional championship, while finishing third at the VHSL state tournament.
- Earned first-team VHSL all-state.
- First-team All-Timesland.
- First-team Region 4D.
- Region 4D Pitcher of the Year.
- Four-time first-team All-Blue Ridge District.
- Two-time Blue Ridge District Pitcher of the Year.
- Blue Ridge District Player of the Year.

#### SEASON/CAREER HIGHS

Innings 1.1 vs. [RV] Texas State (2/22/19)  
 Strikeouts 1 vs. [RV] Texas State (2/22/19)  
 Hits (Low) 4 vs. [RV] Texas State (2/22/19)  
 Runs (Low) 9 vs. [RV] Texas State (2/22/19)  
 Earned Runs (Low) 3 vs. [RV] Texas State (2/22/19)  
 Walks (Low) 7 vs. [RV] Texas State (2/22/19)  
 Most Number of Pitches 70 vs. [RV] Texas State (2/22/19)

#### 2019 GAME-BY-GAME STATS

Date	Opponent	GS	IP	H	R	ER	BB	SO	2B	3B	HR	WP	BK	HBP	IBB	Score	W-L	Sv	ERA	NP
Feb 22	vs Texas State	0	1.1	4	3	3	7	1	2	0	0	0	0	0	0	5-17	0-0	0	15.75	70
Totals		0	1.1	4	3	3	7	1	2	0	0	0	0	0	0	5-17	0-0	0	15.75	70





### CARRIE EBERLE

Junior | 6-0  
P | R/R

Charlotte Catholic HS  
Charlotte, N.C.

Major: Biology

# 25

- 2019 Softball American Top-100 Player
- 2019 JWOS Preseason All-American Third Team
- 2019 Preseason All-ACC
- 2018 ACC Academic Honor Roll
- 2018 VaSID All-State Second Team
- 2018 NFCA Second-Team All-Mid-Atlantic Region
- 2018 Second-Team All-ACC
- 2018 CoSIDA Academic All-District
- 2017 ACC All-Freshmen Team

#### IN THE CIRCLE

- Has pitched in eight games, starting seven of those in the circle.
- Came in relief at Radford (2/27), earning a strikeout in one inning pitched.
- Went four innings versus Georgia State (2/24), giving up two hits, one run and striking out two).
- Tossed a complete-game shutout against [RV] Texas State (2/23), earning a win and allowing just six hits.
- Hurled a complete game against USF (2/22), allowing five earned runs while fanning three hitters.
- Threw a complete seven-inning game shutout, allowing only two hits while striking out five batters on 85 pitches at Charleston Southern (2/16).

#### SEASON HIGHS

Innings (High) 7.0, 3x, last vs. ETSU (2/17/19)  
 Strikeouts 7 vs. Wichita State (2/8/19)  
 Hits (Low) (Min. 5 IP) 2 at Charleston Southern (2/16/19)  
 Runs (Low) (Min. 5 IP) 0, 2x, last vs. [RV] Texas State (2/23/19)  
 Earned Runs (Low) (Min. 5 IP) 0, 2x, last vs. [RV] Texas State (2/23/19)  
 Walks (Low) (Min. 5 IP) 0, 2x, last vs. [RV] Texas State (2/23/19)  
 Number of Pitches (High) 101 vs. Wichita State (2/8/19)

#### CAREER HIGHS

Innings (High) 8.0, 4x, last vs. Liberty (4/10/18)  
 Strikeouts 8, 2x, last vs. Purdue (2/18/18)  
 Hits (Low) (Min. 5 IP) 1, 3x, last vs. Liberty (4/10/18)  
 Runs (Low) (Min. 5 IP) 0, 10x, last vs. [RV] Texas State (2/23/19)  
 Earned Runs (Low) (Min. 5 IP) 0, 13x, last vs. [RV] Texas State (2/23/19)  
 Walks (Low) (Min. 5 IP) 0, 6x, last at USF (2/22/19)  
 Number of Pitches (High) 120 vs. Iowa State (3/2/18)

#### 2019 GAME-BY-GAME STATS

Date	Opponent	GS	IP	H	R	ER	BB	SO	2B	3B	HR	WP	BK	HBP	IBB	Score	WL	Sv	ERA	NP
Feb 08	vs Wichita State	*	5.0	6	3	3	5	7	2	0	0	2	0	0	0	11-3	1-0	0	4.20	101
Feb 09	vs Purdue	*	7.0	5	2	1	3	3	1	0	0	1	0	0	0	7-5	2-0	0	2.33	93
Feb 16	at Charleston So.	*	7.0	2	0	0	0	5	0	0	0	1	0	0	0	4-0	3-0	0	1.47	85
Feb 17	vs ETSU	*	7.0	6	3	1	4	1	0	0	0	1	0	0	0	8-3	4-0	0	1.35	99
Feb 22	at South Florida	*	6.0	11	7	5	0	3	0	1	0	1	0	2	0	2-7	4-1	0	2.19	80
Feb 23	vs Texas State	*	6.0	6	0	0	1	5	0	0	0	0	0	0	0	10-0	5-1	0	1.84	88
Feb 24	vs Georgia State	*	4.0	2	1	1	2	2	0	0	0	0	0	0	0	5-1	6-1	0	1.83	64
Feb 27	at Radford	*	1.0	0	0	0	0	1	0	0	0	0	0	0	0	10-0	6-1	0	1.79	12
Totals		7	43.0	38	16	11	10	30	4	1	0	6	0	3	0	57-19	6-1	0	1.79	-



### GRACE CHAVEZ

Freshman | 5-9  
C | R/R

West Career & Technical Academy  
Las Vegas, Nev.

Major: Biology

# 28

#### AT THE PLATE

- Has played in seven games, drawing one start as the designated player.
- Riding a three-game RBI streak.
- Recorded a hit, RBI and run scored against Georgia State (2/23).
- Belted a two-run homer versus [RV] Texas State (2/22).
- Pinch-hit at Charleston Southern (2/17) and earned a single.
- Pinch-hit versus Detroit Mercy (2/16) and got the first hit of her career.
- Recorded one RBI in her debut versus College of Charleston (2/9) as a pinch-hitter.
- Registered a base on balls in the victory over Purdue (2/10) as a pinch-hitter.
- Four-year letterwinner for coach Kelly Glass at Palo Verde.
- Three-time All-Northwest League selection.
- Led team to VHSL state title in 2017.
- Earned second-team all-state in 2018.
- All-state honorable mention in 2016.

#### SEASON/CAREER HIGHS

Hits 1, 4x, last vs. Georgia State (2/23/19)  
 Runs 1, 2x, last vs. Georgia State (2/23/19)  
 RBIs: 2 vs. Texas State (2/22/19)  
 HRs 1, 2x, last vs. Georgia State (2/23/19)  
 Walks: 1, 2x, vs. Georgia State (2/23/19)  
 Stolen Bases  
 Hitting Streak 4 games (2/16/19 – 2/23/19)

#### 2019 GAME-BY-GAME STATS

Date	Opponent	Pos	AB	R	H	RBI	2B	3B	HR	BB	SB	CS	HBP	SAC	SF	GDP	K	PO	A	E	Avg
Feb 09	at Col. of Charleston	ph	1	0	0	1	0	0	0	0	0	0	0	0	0	0	0	0	0	0	0.000
Feb 10	vs Purdue	ph	0	0	0	0	0	0	0	1	0	0	0	0	0	0	0	0	0	0	0.000
Feb 16	vs Detroit Mercy	ph	1	0	1	0	0	0	0	0	0	0	0	0	0	0	0	0	0	0	0.500
Feb 17	at Charleston So.	ph	1	0	1	0	0	0	0	0	0	0	0	0	0	0	0	0	0	0	0.667
Feb 22	vs Texas State	ph	1	1	2	0	1	0	0	0	0	0	0	0	0	0	0	0	0	0	0.750
Feb 23	vs Georgia State	dh	3	1	1	1	0	0	1	1	0	0	0	0	0	0	1	0	0	0	0.571
Feb 24	vs Georgia State	ph	1	0	0	1	0	0	0	0	0	0	0	0	0	0	0	0	0	0	0.500
Totals	vs Georgia State	1gs	6	2	4	5	0	0	2	2	0	0	0	0	0	0	1	0	0	0	0.500





**MADDI BANKS**

Freshman | 5-6  
U | L/R

Bettendorf HS  
Bettendorf, Iowa

Major: Communication Studies

29

**AT THE PLATE**

- Has played in 13 games, drawing two starts in center field and 11 at second base.
- Went 1 for 2 with walk and run scored at Radford (2/27).
- Scored a run and drew a walk in a win over Georgia State (2/24).
- Went 1 for 3 with a run scored and a stolen base at Charleston Southern (2/17).
- Tallied two hits, a career-high two RBIs and the first double of her career versus ETSU (2/17).
- Went a perfect 3-for-3 with her first-ever home run, a solo shot to center, and scored a career-high three runs against Detroit Mercy (2/16).
- Started the season-opening victory versus [RV] Wichita State (2/8) at center field.
- A three-sport athlete during her prep career, playing softball, track and basketball.
- Played for the Beverly Bandits and Iowa Premier Firebirds for softball.
- Won two championships with the Bandits – IDT Boulder and PGF Nationals.
- And won a championship with the Firebirds, as well as MVP honors for the national tournament.
- Ran in the sprints on the track, earning a state title, four letters, all-conference, team MVP and a Drake Relay title on her way to setting two school records.
- Earned Best Female Athlete award at Bettendorf.
- Academic awards include being on the academic honor roll, all-conference academic, Best Buddies and RSVP.

**SEASON/CAREER HIGHS**

Hits 3 vs. Detroit Mercy (2/16/19)  
 Runs 3 vs. Detroit Mercy (2/16/19)  
 RBIs 2 vs. ETSU (2/17/19)  
 HRs 1 vs. Detroit Mercy (2/16/19)  
 Walks 1, 4x, last at Radford (2/27/19)  
 Stolen Bases 2 vs. Purdue (2/10/19)  
 Hitting Streak 2 games (2/17/19 - 2/17/19)

**2019 GAME-BY-GAME STATS**

Date	Opponent	Pos	AB	R	H	RBI	2B	3B	HR	BB	CS	HBP	SAC	SF	GDP	K	PO	A	E	Avg	
Feb 08	vs Wichita State	of	2	0	0	0	0	0	0	0	0	0	0	0	0	2	1	0	0	.000	
Feb 09	vs Purdue	of	3	0	0	0	0	0	1	0	0	0	0	0	0	2	0	0	0	.000	
Feb 10	vs Purdue	*2b	3	0	1	0	0	0	0	0	2	0	0	0	1	0	1	0	0	.125	
Feb 15	vs Detroit Mercy	*2b	3	3	3	1	0	0	1	0	0	0	0	0	0	0	0	0	0	.364	
Feb 16	at Charleston So.	*2b	2	0	0	0	0	0	0	0	0	0	0	0	0	1	0	4	0	.308	
Feb 17	vs ETSU	*2b	3	0	2	2	1	0	0	0	0	0	0	0	0	1	4	2	0	.375	
Feb 17	at Charleston So.	*2b	3	1	1	0	0	0	0	0	1	0	0	0	0	0	0	2	0	.368	
Feb 22	vs Texas State	*2b	2	0	0	0	0	0	0	0	0	0	0	0	0	1	0	2	0	.333	
Feb 22	at South Florida	*2b	3	0	1	0	0	0	0	0	0	0	0	0	0	0	1	2	1	.333	
Feb 23	vs Georgia State	*2b	2	1	0	0	0	0	0	1	1	0	0	0	0	0	2	0	0	.308	
Feb 23	vs Texas State	*2b/pr	0	0	0	0	0	0	0	1	0	0	0	0	0	0	1	0	0	.308	
Feb 24	vs Georgia State	*2b	1	1	0	0	0	0	0	1	1	0	0	0	0	0	1	3	1	.296	
Feb 27	at Radford	*2b	2	1	1	0	0	0	0	1	0	0	0	0	0	0	0	1	0	.310	
Totals			13gs	29	7	9	3	1	0	4	6	0	0	0	0	1	5	15	14	2	.310



**KAYLEIGH ADDINGTON**

Sophomore | 5-7  
C | R/R

Rockbridge HS  
Lexington, Va.

Major: Meteorology

31

**2017-18 ACC Academic Honor Roll**

**AT THE PLATE**

- Pinched hit against Radford (2/27), blooping one behind third base but the shortstop dove and made the catch.
- Appeared in two games in 2018.
- Drew a walk vs. Florida A&M (2/9).
- Registered an at-bat vs. Hampton (5/2).

**SEASON HIGHS**

Hits  
Runs  
RBIs  
HRs  
Walks  
Stolen Bases  
Hitting Streak

**CAREER HIGHS**

Hits  
Runs  
RBIs  
HRs  
Walks 1 vs. Florida A&M (2/9/18)  
Stolen Bases  
Hitting Streak

**2019 GAME-BY-GAME STATS**

Date	Opponent	Pos	AB	R	H	RBI	2B	3B	HR	BB	CS	HBP	SAC	SF	GDP	K	PO	A	E	Avg
Feb 27	at Radford	gh	1	0	0	0	0	0	0	0	0	0	0	0	0	0	0	0	0	.000
Totals		Ogs	1	0	0	0	0	0	0	0	0	0	0	0	0	0	0	0	0	.000





NCAA STATS

Statistic	Player	National Rank	Conference Rank	Value	National Leader	Value	Conference Leader	Value
Batting Average (148 ranked)	Emma Strouth Darby Trull Kelsey Bennett	32 56 129	2 4 9	0.500 0.474 0.429	Caroline Baratta, Marist Jaelynn Chesson, Lehigh	0.875 0.875	Cali Harrod, Florida St.	0.563
Doubles (20 ranked)					Samantha Needham, Santa Clara Amanda Sanchez, LSU	9 9	Breanna Roper, Georgia Tech	6
Doubles Per Game (130 ranked)					Carley Barjaktarovich, Lehigh	1.00	Breanna Roper, Georgia Tech	0.40
Earned Run Average (149 ranked)	Keely Rochard Carrie Eberle	24 128	1 4	0.73 1.79	7 players tied	0.00	Keely Rochard, Virginia Tech	0.73
Hit Batters (0 ranked)								
Hit by Pitch per Game (142 ranked)					Morgan Gianelle, Marist Kaly Winslow, UMBC	1.00 1.00	Rebecca Chung, Louisville	0.40
Hits (125 ranked)	Emma Strouth Caitlyn Nolan Al Velazquez Kelsey Bennett Darby Trull	5 60 60 81 81	2 5 5 9 9	25 19 19 18 18	Katie Clark, North Texas	30	Cali Harrod, Florida St.	27
Hits Allowed Per Seven Innings (150 ranked)	Keely Rochard	4	1	2.06	Karisa Hughen, Fairfield	1.17	Keely Rochard, Virginia Tech	2.06
Home Runs Per Game (122 ranked)	Kelsey Bennett Caitlyn Nolan	110 110	5 5	0.27 0.27	Ali Milam, Marist	1.50	Brigette Nordberg, NC State	0.62
Home runs (25 ranked)					Mia Davidson, Mississippi St. Ulufa Leilua, Mississippi St.	10 10	Brigette Nordberg, NC State	8
On Base Percentage (150 ranked)	Darby Trull Emma Strouth Kelsey Bennett	57 110 150	3 5 7	0.556 0.527 0.510	Caroline Baratta, Marist Jaelynn Chesson, Lehigh	0.875 0.875	Cali Harrod, Florida St.	0.650
RBI's (24 ranked)					Shelbi Sunseri, LSU	28	Cassidy Davis, Florida St. Sydney Sherrill, Florida St.	21 21
Runs Batted In Per Game (119 ranked)	Emma Strouth Caitlyn Nolan	59 111	4 6	1.20 1.07	Ali Milam, Marist	5.00	Brigette Nordberg, NC State	1.54
Runs per Game (140 ranked)	Emma Strouth Caitlyn Nolan Al Velazquez	48 125 125	4 7 7	1.13 0.93 0.93	Caroline Baratta, Marist Ali Milam, Marist	2.50 2.50	Cali Harrod, Florida St.	1.41
Sacrifice Flies (98 ranked)	Caitlyn Nolan Emma Strouth	16 98	2 4	2 1	Madison Koger, Charleston So.	5	Anna Shelnett, Florida St.	3
Sacrifice Hits per game (124 ranked)					Autumn Sydlik, Houston Baptist	0.55	Kristina Foreman, Duke	0.25
Saves (33 ranked)	Keely Rochard	33	3	1	Alyssa Rothwell, Ball St.	6	Alexis Holloway, Notre Dame Brittany Pickett, North Carolina	2 2
Shutouts (20 ranked)	Keely Rochard Carrie Eberle	1 20	1 2	6 2	Keely Rochard, Virginia Tech	6	Keely Rochard, Virginia Tech	6
Slugging Percentage (298 ranked)	Kelsey Bennett Emma Strouth Caitlyn Nolan Darby Trull	86 130 140 237	6 12 14 18	0.786 0.740 0.735 0.658	Ali Milam, Marist	2.429	Brigette Nordberg, NC State	1.158
Stolen Bases (143 ranked)	Maddi Banks	109	4	0.46	Jaquelyn Ramon, Southeastern La.	1.53	Cali Harrod, Florida St.	0.82
Strikeout-to-Walk Ratio (147 ranked)	Keely Rochard Carrie Eberle	45 147	2 6	5.46 3.00	Marybeth Olson, UConn	25.00	Meghan King, Florida St.	5.60
Strikeouts (145 ranked)	Keely Rochard Carrie Eberle	8 136	1 11	71 30	Kelly Barnhill, Florida Leanna Johnson, Troy	79 79	Keely Rochard, Virginia Tech	71
Strikeouts Per Seven Innings (149 ranked)	Keely Rochard	16	1	10.4	Courtney Coppersmith, UMBC	15.2	Keely Rochard, Virginia Tech	10.4
Total Bases (141 ranked)	Emma Strouth Caitlyn Nolan Kelsey Bennett	26 32 66	4 6 9	37 36 33	Mia Davidson, Mississippi St.	51	Cali Harrod, Florida St.	45
Toughest to Strike Out (150 ranked)	Caitlyn Nolan Emma Strouth Lauren Duff	1 74 124	1 2 6	0.0 50.0 31.0	70 players tied	0.0	Caitlyn Nolan, Virginia Tech	0.0
Triples (21 ranked)					Cydney Curran, CSU Bakersfield	5	Celene Funke, Louisville Abby Settlemeyre, North Carolina	3 3
Triples Per Game (140 ranked)					4 players tied	0.50	Celene Funke, Louisville Abby Settlemeyre, North Carolina	0.23 0.23
Victories (21 ranked)	Keely Rochard Carrie Eberle	8 21	2 4	7 6	4 players tied	9	Meghan King, Florida St.	8
Walks (146 ranked)					Lauren Pitney, Manhattan	1.80	Angie Rizzi, NC State	0.77
Walks Allowed Per Seven Innings (147 ranked)					7 players tied	0.00	Kathryn Sandercock, Florida St.	1.31



## NCAA STATS

Statistic	National Rank	Conference Rank	Value	National Leader	Value	Conference Leader	Value
Batting Average (289 ranked)	4	2	0.387	Marist	0.458	Florida St.	0.408
Double Plays per Game (283 ranked)	209	10	0.20	UMBC	1.00	Boston College	0.60
Doubles per Game (288 ranked)	38	3	1.73	Marist	3.00	Georgia Tech	2.13
Earned Run Average (289 ranked)	21	2	1.58	Loyola Chicago	0.56	Florida St.	1.41
Fielding Percentage (289 ranked)	92	3	0.964	Lehigh Lafayette Marist	1.000 1.000 1.000	Florida St.	0.976
Hit Batters (21 ranked)				20 teams tied	1	Notre Dame	1
Home Runs per game (277 ranked)	12	3	1.40	Florida St.	1.94	Florida St.	1.94
On Base Percentage (30 ranked)	6	2	0.463	Marist	0.507	Florida St.	0.491
Scoring (289 ranked)	7	2	7.67	Marist	10.50	Florida St.	9.06
Slugging Percentage (289 ranked)	6	2	0.601	Marist	0.780	Florida St.	0.736
Stolen Bases per Game (282 ranked)	25	1	2.07	Lehigh	5.50	Virginia Tech	2.07
Strikeout-to-Walk Ratio (289 ranked)	27	2	3.09	Arkansas	9.08	Florida St.	3.74
Triples per Game (215 ranked)	207	12	0.07	Marist	1.00	Louisville North Carolina	0.54 0.54
WL Percentage (270 ranked)	16	2	0.867	5 teams tied	1.000	Florida St.	1.000



LAST FOUR BOX SCORES



2019 VT Softball  
Virginia Tech vs Georgia State  
Feb 23, 2019 at Tampa, Fla. (USF Softball Stadium)



Virginia Tech 6 (10-2)

Georgia State 0 (1-11)

Player	ab	r	h	rbi	bb	so	po	a	lob	Player	ab	r	h	rbi	bb	so	po	a	lob
Al Velazquez rf	4	1	1	0	0	0	0	0	0	Sexton, B. 2b	3	0	1	0	0	1	1	3	0
Darby Trull cf	4	0	1	1	0	1	3	0	0	Morgan, R. lf	3	0	1	0	0	0	1	0	0
Grace Chavez dp	3	1	1	1	1	0	0	0	0	Hasty, R. cf	3	0	1	0	0	0	6	0	0
Kinsey Johnson pr	1	0	0	0	0	0	0	0	0	Jobe, Arden 1b	2	0	0	0	0	1	8	0	0
Caitlyn Nolan ss	4	0	0	0	0	2	2	1	1	Hicks, K. c	3	0	0	0	2	2	0	4	4
Emma Strouth lf	4	2	3	2	0	1	0	0	0	Taylor, P. dp	2	0	0	0	1	0	0	0	0
Kelsey Bennett 3b	4	0	2	1	0	1	0	0	0	Brumelow, A. ph	1	0	0	0	1	0	0	0	0
Stacy Kalt ph	0	0	0	0	0	0	0	0	0	Mosel, S. ss	3	0	0	0	1	0	1	0	0
Jayne Bailey 1b	2	0	1	0	1	0	2	0	0	Hawkins, K. 3b	3	0	1	0	0	0	1	3	0
Lauren Duff c	4	0	1	0	0	9	0	5	5	Lee, L. pr	0	0	0	0	0	0	0	0	0
Maddi Banks 2b	2	1	0	0	1	0	2	0	2	Davis, O. rf	2	0	0	0	2	2	0	1	1
Keely Rochard p	0	0	0	0	0	1	0	0	0	Freeman, S. p	0	0	0	0	0	0	0	0	0
Totals	31	6	10	5	3	21	2	8	8	Parson, M. p	0	0	0	0	0	0	0	0	0
										Phillips, H. p	0	0	0	0	0	0	0	0	0
										Totals	25	0	4	0	0	9	21	7	5

Score by Innings

	1	2	3	4	5	6	7	R	H	E
Virginia Tech	1	0	3	1	0	0	1	6	10	0
Georgia State	0	0	0	0	0	0	0	0	4	0

LOB - VT 8; GSU 5. HR - G. Chavez(2); E. Strouth(2). HBP - J. Bailey; Jobe, Arden. SB - D. Trull(3); M. Banks(4).

Virginia Tech	ip	h	r	er	bb	so	ab	bf	np	Georgia State	ip	h	r	er	bb	so	ab	bf	np
Keely Rochard	7.0	4	0	0	0	9	25	26	101	Freeman, S.	2.2	6	4	4	1	0	14	16	48
										Parson, M.	4.0	1	1	1	2	2	13	15	68
										Phillips, H.	0.1	3	1	1	0	0	4	4	11

Win - K. Rochard (6-1). Loss - Freeman, S. (0-2). Save - None.  
WP - Parson, M.(2). HBP - by K. Rochard (Jobe, Arden); by Freeman, S. (J. Bailey). Inherited runners/scored: Parson, M. 3/1. Pitches/strikes: K. Rochard 101/75; Freeman, S. 48/27; Parson, M. 68/41; Phillips, H. 11/6.

Umpires - HP: Jonathan Hand 1B: Brian Miller 3B: Sally Keller  
Start: 10 AM Time: 2:00 Attendance:  
Weather: 75, cloudy



2019 VT Softball  
Virginia Tech vs Texas State  
Feb 23, 2019 at Tampa, Fla. (USF Softball Stadium)



Virginia Tech 10 (11-2)

Texas State 0 (6-6)

Player	ab	r	h	rbi	bb	so	po	a	lob	Player	ab	r	h	rbi	bb	so	po	a	lob
Al Velazquez rf	4	0	0	1	0	0	0	0	0	McDowell, C. cf	3	0	2	0	0	0	5	0	0
Darby Trull cf	4	0	0	0	0	1	0	0	3	Carter, B. 2b	3	0	0	0	0	0	3	3	3
Cana Davis dp	3	0	1	0	0	1	0	0	0	Ottmann, T. ss	3	0	1	0	0	0	1	3	0
Stacy Kalt pr	0	1	0	0	0	0	0	0	0	MacKay, H. 3b	3	0	1	0	0	0	0	1	0
Caitlyn Nolan ss	4	0	1	1	0	0	2	0	2	Sannem, B. pr	0	0	0	0	0	0	0	0	0
Emma Strouth lf	3	2	0	1	0	2	0	1	1	Bell, A. 1b	2	0	0	0	2	7	0	0	0
Kelsey Bennett 3b	3	3	3	4	0	0	5	0	0	Lagway, S. 1b	1	0	0	0	1	1	0	0	0
Jayne Bailey 1b	3	1	1	1	0	0	0	0	0	Davis, H. dp	2	0	0	0	0	0	0	1	0
Carrie Eberle p	2	1	1	1	1	0	1	2	0	Damiani, M. dp	1	0	1	0	0	0	0	0	0
Mackenzie Lawter c	1	0	0	0	0	4	1	0	0	Cline, K. rf	2	0	0	0	1	1	0	3	0
Meredith Slaw ph	1	1	2	0	0	0	0	0	0	Crenek, C. ph	0	0	0	0	1	0	0	0	0
Maddi Banks 2b/pr	0	0	0	0	0	1	0	0	0	Rogers, C. c	2	0	1	0	0	0	2	1	0
Totals	28	10	10	10	2	2	18	10	4	Craneck, M. lf	1	0	0	0	0	1	0	0	0
										Smith, J. ph	1	0	0	0	1	0	0	0	0
										King, M. p	0	0	0	0	0	0	0	0	0
										Jacobs, K. p	0	0	0	0	0	0	0	0	0
										Totals	24	0	6	0	1	5	18	8	7

Score by Innings

	1	2	3	4	5	6	R	H	E
Virginia Tech	0	3	2	0	2	3	10	10	3
Texas State	0	0	0	0	0	0	0	6	1

E - C. Nolan 2(3); M. Lawter(2); Bell, A.(2). DP - VT 1. LOB - VT 4; TXST 7. 2B - C. Nolan(4); J. Bailey(1). HR - K. Bennett 2(3); M. Slaw(2). HBP - C. Davis; M. Lawter. SB - S. Kalt(6); M. Banks(5); McDowell, C.(7). CS - C. Davis(1).

Virginia Tech	ip	h	r	er	bb	so	ab	bf	np	Texas State	ip	h	r	er	bb	so	ab	bf	np
Carrie Eberle	6.0	6	0	0	1	5	24	25	88	King, M.	4.2	8	7	7	1	2	22	24	89
										Jacobs, K.	1.1	2	3	3	1	0	6	8	25

Win - C. Eberle (5-1). Loss - King, M. (2-4). Save - None.  
HBP - by King, M. (M. Lawter); by Jacobs, K. (C. Davis). Inherited runners/scored: None. Pitches/strikes: C. Eberle 88/56; King, M. 89/59; Jacobs, K. 25/13.

Umpires - HP: Dallas Apfelbacher 1B: Sally Keller 3B: Deanna Hunt  
Start: 12:37 PM Time: 1:50 Attendance:  
Weather: 83, Partly Sunny



2019 VT Softball  
Georgia State vs Virginia Tech  
Feb 24, 2019 at Tampa, Fla. (USF Softball Stadium)



Georgia State 1 (1-13)

Virginia Tech 5 (12-2)

Player	ab	r	h	rbi	bb	so	po	a	lob	Player	ab	r	h	rbi	bb	so	po	a	lob
Sexton, B. 2b/3b	4	1	1	0	0	1	2	2	0	Al Velazquez rf	4	0	2	0	0	1	0	0	1
Hasty, R. cf	4	0	1	0	0	2	0	0	0	Darby Trull cf	4	0	3	1	0	0	0	0	0
Morgan, R. lf	2	0	0	0	1	0	0	0	0	Cana Davis dp	3	0	0	0	1	0	0	0	1
Ray, Caitlin dp	2	0	0	0	1	1	0	0	0	Dani Hugney pr	0	0	0	0	0	0	0	0	0
Mosel, S. ss	3	0	1	0	0	1	0	4	0	Caitlyn Nolan ss	4	0	1	0	0	3	0	2	1
Taylor, P. 2b	0	0	0	0	0	0	1	0	0	Emma Strouth lf	4	1	1	0	0	2	0	1	1
Jobe, Arden 1b	3	0	0	0	2	6	0	2	0	Kelsey Bennett 3b	3	0	1	0	0	1	0	4	3
Brumelow, A. c	3	0	0	0	0	2	1	0	0	Stacy Kalt pr	0	1	0	0	0	0	0	0	0
Benson, G. rf	2	0	0	0	1	2	1	0	0	Jayne Bailey 1b	2	1	0	0	1	0	10	0	1
Hawkins, K. 3b/ss	3	0	0	0	0	3	2	1	0	Mackenzie Lawter c	2	1	1	2	0	0	5	0	0
Freeman, S. p	0	0	0	0	0	0	0	0	0	Lauren Duff c	1	0	1	1	0	0	0	0	0
Soles, Emily p	0	0	0	0	0	0	1	0	0	Kinsey Johnson pr	0	0	0	0	0	0	0	0	0
Chance, A. p	0	0	0	0	0	0	0	0	0	Maddi Banks 2b	1	1	0	0	1	0	1	3	0
Totals	26	1	2	1	3	6	18	7	7	Grace Chavez ph	1	0	0	0	0	0	0	0	0
										Carrie Eberle p	0	0	0	0	0	0	0	2	0
										Keely Rochard p	0	0	0	0	0	0	0	0	0
										Totals	29	5	10	5	3	2	21	9	9

Score by Innings

	1	2	3	4	5	6	7	R	H	E
Georgia State	0	0	1	0	0	0	0	1	2	1
Virginia Tech	0	2	0	1	2	0	X	5	10	3

E - Mosel, S.(2); K. Bennett(1); L. Duff(1); M. Banks(1). LOB - GSU 7; VT 9. HR - M. Lawter(2). SB - Sexton, B.(5); Morgan, R.(3); E. Strouth(3); S. Kalt(7); K. Johnson(2); M. Banks(5).

Georgia State	ip	h	r	er	bb	so	ab	bf	np	Virginia Tech	ip	h	r	er	bb	so	ab	bf	np	
Freeman, S.	2.0	4	2	2	0	10	12	44		Carrie Eberle	4.0	2	1	1	2	2	16	18	64	
Soles, Emily	2.1	5	3	3	1	13	14	43		Keely Rochard	3.0	0	0	0	1	4	10	11	41	
Chance, A.	1.2	1	0	0	0	1	6	6	23											

Win - C. Eberle (6-1). Loss - Freeman, S. (0-3). Save - K. Rochard (1).  
Inherited runners/scored: Chance, A. 2/1. Pitches/strikes: Freeman, S. 44/24; Soles, Emily 43/30; Chance, A. 23/16; C. Eberle 64/40; K. Rochard 41/30.

Umpires - HP: Deanna Hunt 1B: Dallas Apfelbacher 3B: Brian Miller  
Start: 9 AM Time: 1:53 Attendance:  
Weather: 74, Cloudy



2019 VT Softball  
Virginia Tech at Radford  
Feb 27, 2019 at Radford, Va. (Radford SB Stadium)



Virginia Tech 10 (13-2)

Radford 0 (5-6)

Player	ab	r	h	rbi	bb	so	po	a	lob	Player	ab	r	h	rbi	bb	so	po	a	lob
Al Velazquez rf	2	1	1	2	0	0	0	0	0	FISHER, S. cf	3	0	1	0	0	0	0	0	1
Dani Hugney ph	1	0	0	0	0	0	0	0	0	TAPIA, S. rf	1	0	1	0	1	0	0	0	0
Cana Davis dp	2	1	0	0	0	1	0	0	0	MEDLAM, H. lf	2	0	0	0	0	1	0	2	0
Meredith Slaw ph	1	0	0	0	0	0	0	0	0	ROWE, M. c	2	0	0	0	0	0	4		

## OVERALL SEASON STATS



### 2019 VT Softball Overall Statistics for Virginia Tech (as of Feb 27, 2019) (All games Sorted by Batting avg)



Record: 13-2 Home: 0-0 Away: 4-1 Neutral: 9-1 Conference: 0-0

Player	avg	gp-gs	ab	r	h	2b	3b	hr	rbi	tb	slg%	bb	hp	so	gdp	ob%	sf	sh	sb-att	po	a	e	fld%
10 Olivia Lattin	.545	3-3	11	5	6	0	0	1	2	9	.818	0	0	0	0	.545	0	0	0-0	0	5	0	1.000
14 Emma Strouth	.500	15-15	50	17	25	4	1	2	18	37	.740	3	1	1	1	.527	1	0	3-3	18	0	0	1.000
28 Grace Chavez	.500	7-1	8	2	4	0	0	2	5	10	1.250	2	0	1	0	.600	0	0	0-0	0	0	0	.000
25 Carrie Eberle	.500	8-7	2	1	1	0	0	0	1	1	.500	1	0	0	0	.667	0	0	0-0	2	17	0	1.000
19 Kinsey Johnson	.500	8-0	2	3	1	0	0	0	1	1	.500	1	0	1	0	.667	0	0	2-2	0	0	0	.000
21 Stacy Kalt	.500	11-0	2	5	1	0	0	0	0	1	.500	1	0	1	0	.667	0	0	7-7	0	0	0	.000
4 Darby Trull	.474	13-12	38	11	18	1	0	2	12	25	.658	7	0	3	0	.556	0	1	3-5	14	0	0	1.000
8 Kelsey Bennett	.429	15-15	42	7	18	3	0	4	11	33	.786	6	1	3	0	.510	0	1	1-1	7	19	1	.963
13 Caitlyn Nolan	.388	15-15	49	14	19	5	0	4	16	36	.735	6	0	0	0	.439	2	0	4-4	25	27	4	.929
9 Al Velazquez	.388	15-15	49	14	19	2	0	0	7	21	.429	7	1	2	0	.474	0	0	1-1	5	0	0	1.000
6 Lauren Duff	.355	12-9	31	5	11	4	0	0	5	15	.484	2	2	1	0	.429	0	0	0-0	54	4	1	.983
16 Meredith Slaw	.348	12-6	23	3	8	1	0	2	9	15	.652	0	1	1	0	.375	0	0	0-0	0	0	0	.000
2 Jayme Bailey	.333	12-10	24	9	8	1	0	0	2	9	.375	5	2	1	0	.484	0	1	0-1	67	4	2	.973
29 Maddi Banks	.310	13-13	29	7	9	1	0	1	3	13	.448	4	0	5	1	.394	0	0	6-6	15	14	2	.935
18 Mackenzie Lawter	.278	8-8	18	6	5	0	0	2	4	11	.611	1	2	2	0	.381	0	0	2-2	45	2	2	.959
11 Cana Davis	.250	6-6	16	3	4	0	0	0	0	4	.250	2	1	3	0	.368	0	0	0-1	0	0	0	.000
5 Dani Hugney	.250	6-0	4	2	1	0	0	0	0	1	.250	0	0	1	0	.250	0	0	2-2	0	0	0	.000
12 Hannah Jones	.250	7-0	4	1	1	0	0	1	4	4	1.000	3	0	1	0	.571	0	0	0-0	0	0	0	.000
20 Sierra Walton	.238	7-7	21	0	5	4	0	0	7	9	.429	1	0	2	0	.273	0	0	0-0	25	0	2	.926
31 Kayleigh Addington	.000	1-0	1	0	0	0	0	0	0	0	.000	0	0	0	0	.000	0	0	0-0	0	0	0	.000
22 Mara Strum	.000	1-0	0	0	0	0	0	0	0	0	.000	0	0	0	0	.000	0	0	0-0	0	0	0	.000
3 Keely Rochard	.000	9-8	0	0	0	0	0	0	0	0	.000	0	0	0	0	.000	0	0	0-0	2	0	0	1.000
7 Keara Napoli	.000	2-0	0	0	0	0	0	0	0	0	.000	0	0	0	0	.000	0	0	0-0	0	0	0	.000
Totals	.387	15	424	115	164	26	1	21	107	255	.601	52	11	29	2	.463	3	3	31-35	279	92	14	.964
Opponents	.169	15	338	36	57	7	1	0	34	66	.195	33	10	102	0	.261	2	0	4-5	273	96	11	.971

LOB - Team (105), Opp (68). DPs turned - Team (3), Opp (7).

### (All games Sorted by Earned run avg)

Player	era	w-l	app	gs	cg	sho	sv	ip	h	r	er	bb	so	2b	3b	hr	b/avg	wp	hp	bks	sfa	sha
3 Keely Rochard	0.73	7-1	9	8	6	6/1	1	47.2	14	8	5	13	71	1	0	0	.090	2	7	0	1	0
25 Carrie Eberle	1.79	6-1	8	7	5	2/1	0	43.0	38	16	11	10	30	4	1	0	.225	6	3	0	1	0
7 Keara Napoli	14.00	0-0	2	0	0	0/1	0	1.0	1	3	2	3	0	0	0	0	.250	0	0	0	0	0
22 Mara Strum	15.75	0-0	1	0	0	0/0	0	1.1	4	9	3	7	1	2	0	0	.444	0	0	0	0	0
Totals	1.58	13-2	15	15	11	9/1	1	93.0	57	36	21	33	102	7	1	0	.169	8	10	0	2	0
Opponents	8.15	2-13	15	15	0	0/0	0	91.0	164	115	106	52	29	26	1	21	.387	7	11	0	3	3

PB - Team (2), L. Duff 1, M. Lawter 1, Opp (4). SBA/ATT - C. Eberle (3-4), M. Lawter (3-3), L. Duff (1-1), K. Rochard (1-1).

Player	c	po	a	e	fld%	dp	sba	csb	sba%	pb	ci
25 Carrie Eberle	19	2	17	0	1.000	1	3	1	.750	0	0
14 Emma Strouth	18	18	0	0	1.000	0	0	0	---	0	0
4 Darby Trull	14	14	0	0	1.000	0	0	0	---	0	0
9 Al Velazquez	5	5	0	0	1.000	0	0	0	---	0	0
10 Olivia Lattin	5	0	5	0	1.000	0	0	0	---	0	0
3 Keely Rochard	2	2	0	0	1.000	0	1	0	1.000	0	0
6 Lauren Duff	59	54	4	1	.983	0	1	0	1.000	1	0
2 Jayme Bailey	73	67	4	2	.973	2	0	0	---	0	0
8 Kelsey Bennett	27	7	19	1	.963	0	0	0	---	0	0
18 Mackenzie Lawter	49	45	2	2	.959	0	3	0	1.000	1	0
29 Maddi Banks	31	15	14	2	.935	1	0	0	---	0	0
13 Caitlyn Nolan	56	25	27	4	.929	1	0	0	---	0	0
20 Sierra Walton	27	25	0	2	.926	1	0	0	---	0	0
28 Grace Chavez	0	0	0	0	.000	0	0	0	---	0	0
16 Meredith Slaw	0	0	0	0	.000	0	0	0	---	0	0
31 Kayleigh Addington	0	0	0	0	.000	0	0	0	---	0	0
22 Mara Strum	0	0	0	0	.000	0	0	0	---	0	0
11 Cana Davis	0	0	0	0	.000	0	0	0	---	0	0
7 Keara Napoli	0	0	0	0	.000	0	0	0	---	0	0
21 Stacy Kalt	0	0	0	0	.000	0	0	0	---	0	0
12 Hannah Jones	0	0	0	0	.000	0	0	0	---	0	0
19 Kinsey Johnson	0	0	0	0	.000	0	0	0	---	0	0
5 Dani Hugney	0	0	0	0	.000	0	0	0	---	0	0
Totals	385	279	92	14	.964	3	4	1	.800	2	0







**00**  
Jada CRITTENDON  
OF | 5-1 | r-Fr.  
Norfolk, Va.  
Jay-duh



**2**  
Jayme BAILEY  
U | 5-5 | Fr.  
Scott Depot, W.Va.  
JAY-me



**3**  
Keely ROCHARD  
P | 5-8 | So.  
Williamsburg, Va.  
KEY-lee row-SHARD



**4**  
Darby TRULL  
OF | 5-3 | So.  
Fort Mill, S.C.



**5**  
Dani HUGNEY  
IF | 5-4 | Jr.  
Fairfax Station, Va.  
HUGH-gknee



**6**  
Lauren DUFF  
C | 5-8 | Sr.  
Chesapeake, Va.



**7**  
Keara NAPOLI  
P | 5-6 | So.  
Alpharetta, Ga.  
KEER-uh



**8**  
Kelsey BENNETT  
U | 5-5 | Fr.  
Jefferson, Ga.



**9**  
AI VELAZQUEZ  
OF | 5-5 | So.  
Aurora, Colo.



**10**  
Olivia LATTIN  
2B | 5-6 | Sr.  
Kingston, N.Y.



**11**  
Cana DAVIS  
OF | 5-9 | So.  
Harrisonburg, Va.  
KAY-nuh



**12**  
Hannah JONES  
1B | 5-6 | Jr.  
Orange, Va.



**13**  
Caitlyn NOLAN  
SS | 5-7 | Sr.  
Bennettsville, S.C.



**14**  
Emma STROUTH  
OF | 5-7 | Sr.  
Julian, N.C.  
StROWth



**16**  
Meredith SLAW  
1B | 5-11 | Fr.  
Warsaw, Va.



**18**  
Mackenzie LAWTER  
C | 5-5 | So.  
South Boston, Va.



**19**  
Kinsey JOHNSON  
OF | 5-9 | Sr.  
Highland, Md.



**20**  
Sierra WALTON  
C | 5-7 | Sr.  
Des Moines, Iowa  
See-AIR-uh



**21**  
Stacy KALT  
U | 5-6 | Fr.  
Fallon, Nev.



**22**  
Mara STRUM  
P | 6-1 | Fr.  
Vinton, Va.  
Mare-uh



**25**  
Carrie EBERLE  
P | 6-0 | Jr.  
Charlotte, N.C.  
Eb-er-lee



**28**  
Grace CHAVEZ  
C/1B | 5-9 | Fr.  
Las Vegas, Nev.



**29**  
Maddi BANKS  
IF | 5-6 | Fr.  
Bettendorf, Iowa



**31**  
Kayleigh ADDINGTON  
U | 5-7 | So.  
Lexington, Va.



Pete D'AMOUR  
Head Coach  
1st Season  
Duh-More



Kirin KUMAR  
Assistant Coach  
1st Season  
Kier-in



Doug GILLIS  
Assistant Coach  
1st Season



Matt GUEMMER  
Volunteer Assistant Coach  
1st Season  
Gim-mer



Sami FAGAN  
Coordinator, Player Development  
1st Season



Whitney DAVIS SHOWALTER  
Director of Operations  
5th Season

