

VT HOKIES

2019-20 Virginia Tech Men's Basketball Game Notes

Game Info

Friday, Dec. 6 | Game 9
Cassell Coliseum | Blacksburg, Va.

On the Call

Jay Alter (PxP)
Cory Alexander (Analyst) 

Schedule

INFORMATION

Virginia Tech
Hokies



Record..... 6-2, 1-0 ACC
Starters R/L..... 1/4
Head Coach..... Mike Young
Record at Tech (Years)..... 6-2 (1st)

No. 10/8 Duke
Blue Devils



Record..... 8-1, 0-0 ACC
Starters R/L..... 2/4
Head Coach..... Mike Krzyzewski
Record at Duke (Years)..... 1,067-286 (40th)

NUMBERS TO KNOW

2

Landers Nolley, after his performances in Maui, earned his second ACC Freshman of the Week honor, marking just Tech's second player to ever do so (Jeff Allen, 2007-08).

3

When the Blue Devils have come to town as of late, the Hokies have walked away in the win column, winning their last three against Duke inside Cassell Coliseum.

13

When Tech coach Mike Young loses a basketball game it rarely spills over into the next game. Over the last three years, he is 13-4 following a loss and is 0-1 in '19-20. (More on page 9)

PROJECTED STARTERS

#	Name	P	R	A	B	S
2	Landers Nolley (G/F)	20.0	5.1	2.3	0.5	1.4
3	Wabissa Bede (G)	6.8	4.5	7.3	0.4	1.3
4	Nahiem Alleyne (G)	11.8	2.6	1.9	0.5	0.5
14	P.J. Horne (F)	9.9	4.4	1.0	0.6	0.3
23	Tyrece Radford (G)	6.5	5.0	1.0	0.4	0.8

AT THE RIM

- The Virginia Tech men's basketball team will play in the friendly confines of Cassell Coliseum on Friday against No. 10/8 Duke at 7 p.m.
- The series between the two schools has definitely been kicked up a notch as of late, after Tech losing nine straight from 2010-15 and now the series being in the Hokies' favor 3-2 the last five games since 2016.
- Since the 2004-05 season when Tech joined the ACC, this will be the lowest the Blue Devils have been ranked in the series played in Blacksburg out of the 11 games since '04.
- Tech is hoping to start out 2-0 in ACC play for the second straight season, which would mark the first time that's happened since it joined the conference, a 15-year span.

WHO TO WATCH



Junior Wabissa Bede is looking to have another solid outing against the Blue Devils, scoring 10 points in the most recent game ('19 Sweet 16). In the last time the two schools faced in Cassell, Bede had eight points and two boards/assists apiece.

Guard/forward Landers Nolley is coming off an all-tournament team showing in Maui, collecting two 20-point games.

Over the three games at the Lahaina Civic Center, the redshirt freshman racked up 10 3-pointers on a 62.5 percent clip from 3.



LAST TIME OUT

- Tech lost in the third-place game of the Maui Jim Maui Invitational to BYU by 13 points.
- The Cougars were hot from downtown, hitting 17 3-pointers on their way to scoring 90 points, which is a season high allowed by Tech.
- Tech shot it well (53%) though and had 11 3s.

NOVEMBER

5	AT CLEMSON* (ESPNU)	W, 67-60
8	COPPIN STATE (ACCNX)	W, 74-42
13	USC UPSTATE (ACCNX)	W, 80-57
16	LEHIGH (ACCNX)	W, 79-53
20	DELAWARE STATE (ACCNX)	W, 100-64
25	(1) VS. No. 3/3 MICHIGAN STATE (ESPN2)	W, 71-66
26	(1) VS. [RV/--] DAYTON (ESPN)	L, 89-62
27	(1) VS. BYU (ESPN2)	L, 90-77

DECEMBER

6	No. 10/8 DUKE* (ACCN)	7 P.M.
11	CHATTANOOGA (ACCN)	8:30 P.M.
15	GARDNER-WEBB (ACCNX)	1:30 P.M.
21	VMI (ACCNX)	4 P.M.
29	MARYLAND EASTERN SHORE (ACCNX)	6 P.M.

JANUARY

4	AT No. 5/2 VIRGINIA* (RSN)	2 P.M.
7	AT SYRACUSE* (ACCN)	9 P.M.
11	NC STATE* (RSN)	2 P.M.
14	AT WAKE FOREST* (ACCN)	9 P.M.
18	SYRACUSE* (RSN)	NOON
22	No. 7/7 NORTH CAROLINA* (ACCN)	8 P.M.
25	AT BOSTON COLLEGE* (ESPN2/ESPNU)	2 P.M.
28	AT MIAMI (FLA.)* (ACCN)	8 P.M.

FEBRUARY

1	No. 17/19 FLORIDA STATE* (RSN)	4 P.M.
4	AT GEORGIA TECH* (ESPN/ESPN2/ESPNU/ACCN)	7 P.M.
8	BOSTON COLLEGE* (RSN)	NOON
15	PITT* (ACCN)	6/8 P.M.
19	MIAMI (FLA.)* (RSN)	9 P.M.
22	AT No. 10/8 DUKE* (ESPN/ESPN2/ESPNU/ACCN)	4 P.M.
26	No. 5/2 VIRGINIA* (ESPN/ESPN2/ESPNU/ACCN)	7 P.M.

MARCH

1	AT No. 1/1 LOUISVILLE* (ACCN)	6 P.M.
4	CLEMSON* (ACCN)	7 P.M.
7	AT [RV/--] NOTRE DAME* (ACCN)	2/4 P.M.
10-14	(2) VS. TBA (ESPN/ESPN2/ACCN)	TBA

* ACC GAME | AP POLL RANKING/COACHES POLL RANKING

1 - MAUI JIM MAUI INVITATIONAL (MAUI, HAWAII)
2 - ACC TOURNAMENT (GREENSBORO, N.C.)

VIRGINIA TECH CONTACT INFO

Lance Dozier | Phone: (507) 993-1898 | Email: lance17@vt.edu
Assistant Director, Strategic Communications
Matt Johnson | Phone: (336) 692-2690 | Email: mattj3@vt.edu
Student Assistant, Strategic Communications

Social



@HokiesMBB



@HokiesMBB



/HokieSports



AP Top 25 Poll - Week 5

Dec. 2 | *Opponents in italics*

#	Team (1st place)	Record	Points
1	Louisville (48)	7-0	1599
2	Kansas (3)	6-1	1497
3	Maryland	8-0	1446
4	Michigan (9)	7-0	1429
5	Virginia (5)	7-0	1424
6	Ohio State	7-0	1244
7	North Carolina	6-1	1162
8	Kentucky	6-1	1096
9	Gonzaga	8-1	1095
10	Duke	7-1	1083
11	Michigan State	5-2	964
12	Arizona	9-0	875
13	Oregon	6-2	785
14	Auburn	7-0	698
15	Memphis	6-1	652
16	Seton Hall	6-2	629
17	Florida State	7-1	562
18	Baylor	5-1	466
19	Dayton	5-1	386
20	Colorado	6-0	371
21	Tennessee	6-1	331
22	Washington	5-1	222
23	Villanova	5-2	192
24	Butler	7-0	165
25	Utah State	7-1	112

Receiving Votes: Florida 111, Xavier 91, San Diego State 89, Saint Mary's 86, Oklahoma State 85, Texas Tech 43, West Virginia 28, Purdue 24, DePaul 18, Arkansas 17, Indiana 13, Penn State 9, Stephen F. Austin 7, Oklahoma 6, Liberty 5, VCU 2, Richmond 2, Notre Dame 2, Delaware 1, SMU 1

Coaches Top 25 Poll - Week 5

Dec. 2 | *Opponents in italics*

#	Team (1st place)	Record	Points
1	Louisville (25)	7-0	790
2	Virginia (2)	7-0	720
3	Kansas (1)	6-1	719
4	Maryland (2)	8-0	698
5	Michigan (1)	7-0	647
6	Ohio State (1)	7-0	641
7	North Carolina	6-1	567
8	Duke	7-1	548
9	Gonzaga	8-1	513
10	Kentucky	6-1	507
11	Arizona	9-0	484
12	Michigan State	5-2	481
13	Auburn	7-0	395
14	Oregon	6-2	312
15	Seton Hall	6-2	285
16	Baylor	5-1	269
17	Dayton	5-1	258
18	Memphis	6-1	231
19	Florida State	7-1	207
20	Tennessee	6-1	198
21	Colorado	6-0	149
22	Villanova	5-2	143
23	Washington	5-1	126
24	Butler	7-0	79
25	Oklahoma State	7-0	68

Receiving Votes: Utah State 62, Florida 60, Xavier 59, Texas Tech 30, Saint Mary's 26, VCU 23, San Diego State 19, Purdue 17, Oklahoma 16, West Virginia 12, DePaul 12, Kansas State 10, Arkansas 8, Wichita State 4, Texas 3, Indiana 3, Stanford 2, Penn State 2, Stephen F. Austin 1, Tulane 1

GENERAL INFORMATION

University Name	Virginia Tech
Location	Blacksburg, Va.
Founded	1872
Enrollment	34,000
President	Dr. Timothy Sands
Director of Athletics	Whit Babcock
Nickname	Hokies
Mascot	Hokie Bird
Colors	Chicago Maroon and Burnt Orange
Affiliation	NCAA Division I
Conference	Atlantic Coast
Home Court	Cassell Coliseum
Capacity	9,275

INFORMATION

2018-19 Record	26-9
Conference Record/Finish	12-6 (5th in ACC)
Starters Returning/Lost	1/4
Letterwinners Returning/Lost	4/5
Newcomers	8 (4 freshmen, 2 redshirts, 1 transfer, 1 walk-on)

STAFF

Head Coach	Mike Young (Emery & Henry, 1986)
Virginia Tech Record/Years	0-0 / first season
Overall Record/Years	299-244 / 17 years
Associate Head Coach	Chester Frazier (Illinois, 2009)
Assistant Coach	Antwon Jackson (Pikeville, 1993)
Assistant Coach	Christian Webster (Harvard, 2013)
Chief of Staff	Stephanie Ballein (Virginia Tech, 1990, 1995)
Special Assistant to the Head Coach	Kevin Giltner (Wofford, 2012)
Special Assistant for Recruiting	Matt Olinger (Liberty, 2007)
Director of Player Personnel	Ryan Nadeau (Michigan State, 2016)
Director, Sports Medicine	Hisham Ziyout (Salisbury, 2015)
Coordinator of Basketball Relations	Ace Custis (Virginia Tech, 1997)
Senior Director, Strength & Conditioning	David Land (App State, 2011)
Assistant Director, Equipment Services	Bruce Garnes (Virginia Tech, 1994, 1996)
Graduate Assistant	Chakiris Moss (Greensboro, 2013)
Graduate Assistant	Will Stigall (Wofford, 2019)
Administrative Assistant	Isabelle Schneiderman (Virginia Tech, 2019)

ROSTER

No.	Name	Pos.	Ht.	Wt.	Cl.	Hometown	High School/Last School
0	Hunter Cattoor	G	6-3	205	Fr.	Orlando, Fla.	Bishop Moore
1	Isaiah Wilkins	G	6-4	225	So.	Winston-Salem, N.C.	Mount Tabor
2	Landers Nolley II	G/F	6-7	225	r-Fr.	Atlanta, Ga.	Langston Hughes
3	Wabissa Bede	G	6-0	200	Jr.	North Andover, Mass.	Cushing Academy
4	Nahiem Alleyne	G	6-3	195	Fr.	Buford, Ga.	Mountain View
10	Jonathan Kabongo	G	6-4	195	So.	Toronto, Canada	Thornlea Secondary
11	Brendan Palmer	G	6-4	195	So.	Winston-Salem, N.C.	Forsythe Country Day
13	Grant Yates	F	6-8	210	So.	Gainesville, Va.	Battlefield/Christopher Newport
14	P.J. Horne	F	6-6	225	Jr.	Tifton, Ga.	Tift County
15	Jalen Cone	G	5-10	170	Fr.	Walkertown, N.C.	Walkertown
21	John Ojiako	F	6-10	240	Fr.	Lagos, Nigeria	Admiral Farragut
22	Keve Aluma	F	6-9	240	Jr.	Berlin, Md.	Stephen Decatur/Wofford
23	Tyrece Radford	G	6-1	205	r-Fr.	Baton Rouge, La.	McKinley
24	Branden Johnson	F	6-8	230	r-Sr.	Garfield Heights, Ohio	Garfield Heights/Alabama St.
25	Ryan Payne	F	6-8	220	Jr.	Mechanicsville, Va.	Hanover

PRONUNCIATIONS

Nahiem Alleyne	na-HEEM ah-LEAN	Jonathan Kabongo	kuh-BONGO
Keve Aluma	Kev-aye	Landers Nolley II	NAH-lee
Wabissa Bede	wa-BEE-sah BEE-dee	John Ojiako	OH-gee-ah-co
Hunter Cattoor	cuh-TOUR	Tyrece Radford	TIE-reese





2019-20 ACC Standings

#	Team	Overall	ACC	Pct.
1.	No. 1/1 Louisville	8-0	1-0	1.000
	No. 5/2 Virginia	7-1	1-0	.875
	Pitt	7-2	1-0	.778
	No. 7/7 North Carolina	6-2	1-0	.750
	Virginia Tech	6-2	1-0	.750
	Georgia Tech	4-2	1-0	.667
	Boston College	4-5	1-0	.444
8.	No. 10/8 Duke	8-1	0-0	.889
9.	No. 17/19 Florida State	7-2	0-1	.778
	[RV/–] Notre Dame	6-2	0-1	.750
	NC State	6-2	0-1	.750
	Clemson	5-3	0-1	.625
	Miami (Fla.)	5-3	0-1	.625
	Wake Forest	5-4	0-1	.556
	Syracuse	4-4	0-1	.500

2019-20 Preseason ACC Coaches' Poll

#	Team (First-place votes)	Points
1.	Duke (51)	1564
2.	North Carolina (19)	1493
3.	Louisville (29)	1448
4.	Virginia (12)	1405
5.	Florida State	1157
6.	NC State	1038
7.	Notre Dame	915
8.	Syracuse	910
9.	Miami (Fla.)	768
10.	Pitt	577
11.	Clemson	564
12.	Georgia Tech	437
13.	Boston College	382
14.	Virginia Tech	334
15.	Wake Forest	328

Preseason All-ACC Team

First Team

Jordan Nwora, Louisville, 95
 Tre Jones, Duke, 89
 Cole Anthony, North Carolina, 81
 John Mooney, Notre Dame, 51
 Mamadi Diakite, Virginia, 49

Second Team

Markell Johnson, NC State, 39
 Vernon Carey Jr., Duke, 19
 Chris Lykes, Miami, 18
 Garrison Brooks, North Carolina, 11
 Trent Forrest, Florida State, 11

Preseason ACC Freshman of the Year

Cole Anthony, North Carolina, 89
 Vernon Carey Jr., Duke, 8
 Wendell Moore Jr., Duke, 5
 Casey Morsell, Virginia, 3
 Cassius Stanley, Duke, 3
 Matthew Hurt, Duke, 3

Preseason ACC Player of the Year

Jordan Nwora, Louisville, 55
 Cole Anthony, North Carolina, 31
 Tre Jones, Duke, 19
 John Mooney, Notre Dame, 3
 Mamadi Diakite, Virginia, 2
 Markell Johnson, NC State, 1

A WIN WOULD

- Make Coach Young 2-0 against ranked opponents at Tech and even his record against Duke to 1-1 after falling to the Blue Devils in 2014 when he was at Wofford.
- Give Tech a 2-0 start in ACC play for just the fourth time in school history.
- Would make the Hokies have two ranked wins before January to start a season, a first in school history.

FRESHMEN LEADING THE CHARGE

- Tech has had its freshmen carry the load this year, with the Hokies ranking sixth nationally in highest percentage of minutes played by freshmen (62.7%) and second among high-major teams, trailing No. 15/18 Memphis (69.9%).
- The Hokies also rank fourth nationally in percentage of points scored (72%) by freshmen, which is second among high-major conference teams behind Memphis (73.1%) as well.
- Duke ranks in the top 10 for both categories as well.

RECAPPIN' THE MSU WIN

- Coach Mike Young's first ranked win at Tech, his first win over coach Tom Izzo and the Hokies' first-ever victory over Michigan State.
- Tech's second straight win over a ranked Big Ten team, following its win over then-No. 23/22 Purdue last season at the Charleston Classic.
- Tech's second straight game of coming up with a win against the AP's No. 3 team, which it hasn't done since 1962 (Kentucky) and 1964 (Vanderbilt).
- First win over a top-10 team during a nonconference game since Dec. 3, 1983 vs. No. 7 NC State.

RAINING 3s

- To say the Hokies have been pretty good from downtown as of late might be an understatement.
- In their most recent game, they broke two records with their 21 triples against Delaware State.
- The school record, which stood at 18 against Central Connecticut State on Dec. 1, 2018, fell, while the ACC record of 20 set by Florida State against Maine on Dec. 8, 2007, was broken too.
- And, to top it off, Tech did its feat of 21 with a longer way to go, with the new 3-point line distance put into play this season.

Team	3FG	ATT	%	3PT Line
Virginia Tech (2019-20)	21	37	56.8	22'1¼"
Florida State (2007-08)	20	35	57.1	19'9"
Virginia Tech (2018-19)	18	33	54.5	20'9"

CARRY THE LOAD

- When Tech had three players (Jalen Cone, Nahiem Alleyne, Isaiah Wilkins) hit five 3-pointers against Delaware State, it marked the first time that three players have hit at least four 3s in a game since Nov. 17, 2017, when Tech beat Washington 103-79 in Madison Square Garden. It also was the first time in at least a decade Tech has had three players with five triples to their name.
- It marked the first time a high-major has had three players with five or more 3s in a game since March 4, 2019, when Virginia had Kyle Guy (8), De'Andre Hunter (5) and Ty Jerome (5) accomplish the feat against Syracuse in the Dome.

FLOOR GENERALS

- When you break down the best assist/turnover ratios in the country, majority of the top marks are players with less than 40 assists through the first month of the season.
- Which makes Wabissa Bede's numbers even more impressive, with him sitting eighth nationally, as he is one of only three players nationally to own 40 or more assists and still have a greater average of 3.57 assist/turnover ratio.

Player	A	TO	G	A/TR
Wabissa Bede (Virginia Tech)	58	13	8	4.46
Malachi Flynn (San Diego St.)	49	13	9	3.77
Jacob Gilyard (Richmond)	50	14	8	3.57

CAN THEY OVERCOME IT?

- Tech lacks two things that can be pretty important in a ranked matchup - a lack of experience and height.
- The Hokies rank near the bottom out of the 353 teams in Division I for those two categories, sitting with shortest roster out of the high-majors (333rd overall) and the second-youngest out of the high-majors (Utah) and No. 349 overall, according to KenPom.
- Be on the lookout for how Tech responds with composure in key situations and winning the boards and paint.

DON'T MESS WITH 'EM

- The Hokies are one of only three teams in the ACC to boast two freshman that have had a 20-point game.
- Tech's Landers Nolley has had three and Nahiem Alleyne has one, which he did in Tech's last game.
- The other two schools in the league are Duke (Vernon Carey, Cassius Stanley) and North Carolina (Cole Anthony, Armando Bacot).

ON THE COVER OF LETHAL WEAPON

- With the Hokies starting 5-0 in back-to-back seasons, it marked the first time Tech has done that since the falls of 1981 and 1982.
- The starts for those teams were 9-0 ('81) and 7-0 ('82), while Tech began last season 5-0 before falling at Penn State in the ACC/B1G Challenge.
- Tech started this season 6-0 before falling to Dayton in the semifinals of the Maui Jim Maui Invitational.

AGAINST RANKED FOES

- The Hokies are 43-189 all-time versus ranked opponents, owning a .185 winning percentage.
- Specifically against the AP's No. 3 team, Tech is 4-18 (.182) but won its last time out versus a then-No. 3 Michigan State last week and then third-ranked squad, winning over Duke on Feb. 26, 2019 by five.
- Tech is 2-2 against the AP's No. 10 team, winning the last game vs. No. 10 North Carolina on Jan. 22, 2018.

QUALITY OVER QUANTITY

- P.J. Horne, according to KenPom, is second in the country in effective field-goal percentage with a 79.6 clip.
- Cedric Henderson of Campbell leads the nation with 81.9, while Louisville's Dwayne Sutton is No. 3 at 78.6.
- Horne is shooting 65.3 from the field this season, making 23 of 49. From downtown, he is shooting 56 percent and is 14 of 25.



LAST TIME TEAM...

Tech scored 100 points and won: 103-79, vs. Washington, 11-17-17
 Tech scored 100 points and lost: 100-104 2OT vs. Maryland, 2-27-10
 Tech played in overtime: 63-65, OT, vs. Florida State (ACC Tournament), 3-14-19
 Tech played in consecutive overtime games: 82-77 vs. UAB, 11-28-15 & 79-81 vs. Northwestern, 12-1-15
 Tech played 2 OT: 80-78, 2OT, vs. Virginia, 2-12-17
 Tech played 3 OT: 86-90 at WVU, 2-2-83
 Tech scored 100+ points: 100-64 vs. Delaware State, 11-20-19
 Tech scored 90-99 points: 94-40 vs. Central Connecticut State, 12-1-18
 Tech scored 80-89 points: 80-57 vs. USC Upstate, 11-13-19
 Tech scored 70-79 points: 77-90 vs. BYU, 11-27-19
 Tech scored 60-69 points: 89-62 vs. Dayton, 11-26-19
 Tech scored 50-59 points: 58-64 vs. Virginia, 2-18-19
 Tech scored 40-49 points: 47-24 at NC State, 2-2-19
 Tech scored 30-39 points: 33-43 at East Carolina, 2-18-67
 Tech scored 20-29 points: 27-40 at McGuire Hospital, 2-2-46
 Tech scored 10-19 points: 16-45 at Virginia, 1-30-39
 Tech scored less than 10 points: 9-29 vs. North Carolina, 1-12-35
 Tech allowed 100+ points: 82-103 at North Carolina, 1-21-19
 Tech allowed 90-99 points: 77-90 vs. BYU, 11-27-19
 Tech allowed 80-89 points: 89-62 vs. Dayton, 11-26-19
 Tech allowed 70-79 points: 73-75 vs. Duke (NCAA Tournament), 3-29-19
 Tech allowed 60-69 points: 71-66 vs. No. 3 Michigan State, 11-25-19
 Tech allowed 50-59 points: 79-53 vs. Lehigh, 11-16-19
 Tech allowed 40-49 points: 74-42 vs. Coppin State 11-8-19
 Tech allowed 30-39 points: 75-37 vs. Saint Francis, 11-24-18
 Tech allowed 20-29 points: 47-24 at NC State, 2-2-19
 Tech allowed 10-19 points: 60-19 vs. Lynchburg College, 1-9-46
 Tech allowed less than 10 points: 28-9 vs. Hampden-Sydney, 1-17-23
 Tech scored at least 60 points in a half: 66, 2nd half, vs. The Citadel, 11-12-17
 Largest margin of victory: 83 points vs. Randolph Macon Academy, 87-4, 1-10-1911
 Largest margin of victory in an ACC game: 29 points vs. Wake Forest, 94-65, 1-15-11
 Tech defeated a ranked opponent on the road: 47-24 at No. 23/22 NC State, 2-2-19
 Tech defeated a ranked opponent at home: 77-72 vs. No. 3/2 Duke, 2-26-19
 Tech defeated a ranked opponent on a neutral court: 71-66 vs. No. 3 Michigan State, 11-25-19, Maui
 Tech defeated a defending national champion: 80-69 vs. North Carolina, 1-22-18
 Tech held opponent without a double-figure scorer: 65-47 vs. Miami, ACC Tournament, 3-12-09
 No Tech player scored in double figures: 41-57 vs. Temple, 2-25-96
 Tech had six players score in double figures: at Boston College, 2-25-17
 Tech had seven players score in double figures: vs. The Citadel, 12-17-16
 Tech did not make a three-point field goal: at Providence, 2-1-03
 Tech's opponent did not make a 3-point field goal: at NC State, 2-10-10
 Tech did not shoot a free throw in the first half: vs. Lehigh, 11-16-19
 Tech did not shoot a free throw in the second half: vs. Virginia, 12-5-10
 Tech held an opponent under 10 points in a half: 9 points, vs. Eastern Michigan, 12-22-11
 Tech held an opponent under 20 points in a half: 12 points, vs. Coppin State, 11-8-19
 Tech had double-figures in blocked shots: 13, 87-82, vs. West Virginia, 11-12-13
 Tech came back from a double-figure deficit to win: 12 pts. vs. No. 23 Purdue, 11-18-18
 Lost a double-digit lead: 14 points at Florida State, 3-7-18
 Tech led by 20-or-more points at half time of a game: 23 points, vs. Coppin State, 11-8-19
 Tech had 20-29 assists in a game: 29, vs. Delaware State, 11-20-19
 Tech had 30-or-more assists: 36, vs. The Citadel, 11-12-17
 Tech won a neutral court single game: 73-61 vs. Washington (Atlantic City, N.J.), 12-15-18
 Tech held a team under 20 percent from the field: 16.7%, at NC State, 2-2-19
 Tech won an NCAA Tournament game: 67-58, vs. Liberty (NCAA Tournament), 3-24-19

LAST TIME PLAYER...

A Tech player recorded a triple-double: Chris Clarke (13 pts./12 rebs./10 ast.) vs. The Citadel, 12-17-16
 Two Tech players recorded double-doubles in a game: Kerry Blackshear Jr. (22 pts./15 rebs.) & Chris Clarke (15 pts./10 rebs.) vs. The Citadel, 11-12-17
 Two Tech players recorded double-doubles in consecutive games: vs. UNC, ACC Tournament, 3-13-09 and vs. Duquesne, NIT, 3-18-09
 Tech player had five or more steals: Nickeil Alexander-Walker (6) vs. Miami (Fla.), 1-30-19
 Tech player had 10 or more assists in a game: Wabissa Bede (10) vs. Coppin State, 11-8-19
 Tech player had 20 or more rebounds in a game: Jeff Allen (21) vs. Longwood, 12-14-08
 Two Tech players had double figures in rebounds: Kerry Blackshear Jr. (15 rebs.) & Chris Clarke (10 rebs.) vs. The Citadel, 11-12-17
 Two Tech players had five or more assists: Nickeil Alexander-Walker (6) & Wabissa Bede (5) vs. Miami (ACC Tournament), 3-13-19
 Three Tech players had five or more assists: Chris Clarke (10) Justin Robinson (6), Seth Allen (6) vs. The Citadel, 12-17-16
 Four Tech players had five or more assists: Kerry Blackshear (8), Devin Wilson (7), Justin Robinson (7), Chris Clarke (5) vs. The Citadel, 11-12-17
 Three Tech players had five or more 3-pointers: Nahiem Alleyne (5), Jalen Cone (5), Isaiah Wilkins (5) vs. Delaware State, 11-20-19
 Two Tech players scored 20 or more points: Nickeil Alexander-Walker (25 points) & Kerry Blackshear Jr. (20 points) vs. Boston College, 1-5-19
 Three Tech players scored 20 or more points: Nickeil Alexander-Walker (25 points), Ahmed Hill (23 points) and Justin Robinson (23 points) vs. Purdue, 11-18-18
 Same two Tech players scored 20 or more points in consecutive games: Nickeil Alexander-Walker & Kerry Blackshear Jr., 11-10 & 11-12-17
 Tech freshman scored 20 or more points in a game: 22, Landers Nolley, vs. BYU, 11-27-19
 Two Tech freshmen scored in double figures in a game: Landers Nolley (22 points) & Nahiem Alleyne (12 points) vs. BYU, 11-27-19
 Three Tech freshmen scored in double figures in a game: Nahiem Alleyne (20 points), Jalen Cone (17) and Landers Nolley (10), vs. Delaware State, 11-20-10
 Tech player scored 30-39 points in a game: 30, Landers Nolley at Clemson, 11-5-19
 Tech player scored 40-49 points in a game: 41, Dorenzo Hudson vs. Seton Hall, 1-2-10
 Tech player scored 50+ points in a game: 51, Bimbo Coles vs. Southern Miss., 2-6-88
 Tech player had consecutive double-doubles: Kerry Blackshear Jr., 2-18-19, 2-23-19 & 2-26-19
 Tech player had three consecutive double-doubles: Kerry Blackshear Jr., 2-18-19, 2-23-19 & 2-26-19
 Tech freshman had consecutive double-doubles: Kerry Blackshear Jr., 12-13-15 & 12-19-15
 Tech player had seven consecutive double-doubles: Jeff Allen, 1-25-11, 1-30-11, 2-2-11, 2-5-11, 2-13-11, 2-15-11 & 2-19-11
 Tech allowed a triple-double: Dennis Smith Jr. (27 pts., 11 rebs., 11 assists), at NCSU, 1-4-17
 Tech had a walk-on score in double figures: Christian Beyer, 13 pts., vs. Alabama A&M, 12-14-14

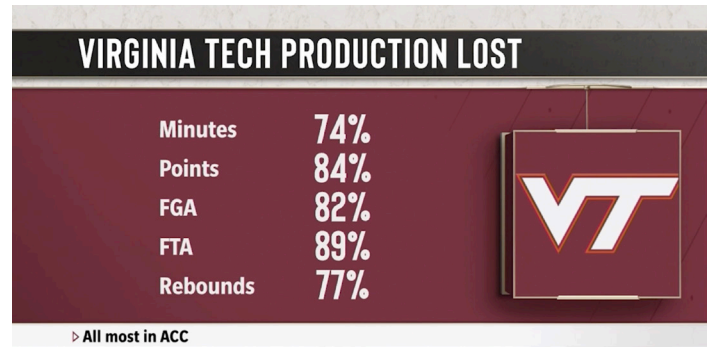
What's a Hokie?



The answer leads all the way back to 1896 when Virginia Agricultural and Mechanical College changed its name to Virginia Polytechnic Institute. With the change came the necessity for writing a new cheer and a contest for such a purpose was held by the student body.

Senior O.M. Stull won first prize for his "Hokie" yell which is still used today. Later, when asked if "Hokie" had any special meaning, Stull explained the word was solely the product of his imagination and was used only as an attention-getter for his yell. It soon became a nickname for all Tech teams and for those people loyal to Tech athletics.

The official university school colors - Chicago Maroon and Burnt Orange - also were introduced in 1896. The colors were chosen by a committee because they made a 'unique combination' not worn elsewhere at the time. The official definition of "hokie" is "a loyal Virginia Tech Fan".



'19 CLASS OF HIGH-MAJOR COACHES

- Out of the seven high-major conferences (ACC, American, BIG EAST, B1G, Big 12, Pac-12 and SEC), there are 14 new head coaches for the 2019-20 season.
- Virginia Tech coach Mike Young is just one of six coaches that were a mid-major coach to jump up to the big leagues, joining Alabama's Nate Oats (Buffalo), Arkansas' Eric Musselman (Nevada), Tulane's Ron Hunter (Georgia State) and Washington State's Kyle Smith (San Francisco).
- Of the 14 new coaches, Young was the longest-tenured coach to leave, following his 17-year stint as the head guy at Wofford.
- The NBA saw three of its coaches jump into the college ranks, with Michigan's Juwon Howard (Miami Heat), Nebraska's Fred Hoiberg (Chicago Bulls) and Vanderbilt's Jerry Stackhouse (Memphis Grizzlies).
- In this cycle, only one assistant coach was promoted from within and that was Temple's Aaron McKie, who served as an assistant under Fran Dunphy for five seasons in Philadelphia.
- While former Hokie coach Buzz Williams, who is now at Texas A&M, was one of just two coaches this offseason to jump ship and go high-major for high-major, with UCLA's Mick Cronin (Cincinnati) being the other.
- A full breakdown of the 14 coaches this cycle is below, with the SEC welcoming the most among the seven leagues with four. The Big 12 was the lone conference not to have a new head coach this offseason.

School	Name	Previous Team
Alabama	Nate Oats	Buffalo (HC)
Arkansas	Eric Musselman	Nevada (HC)
Cal	Mark Fox	*Georgia (HC)
Cincinnati	John Brannen	Northern Kentucky (HC)
Michigan	Juwon Howard	Miami Heat (NBA Assistant)
Nebraska	Fred Hoiberg	Chicago Bulls (NBA HC)
St. John's	Mike Anderson	Arkansas (HC)
Temple	Aaron McKie	Temple (Assistant)
Texas A&M	Buzz Williams	Virginia Tech (HC)
Tulane	Ron Hunter	Georgia State (HC)
UCLA	Mick Cronin	Cincinnati (HC)
Vanderbilt	Jerry Stackhouse	Memphis Grizzlies (NBA Assistant)
Virginia Tech	Mike Young	Wofford (HC)
Washington State	Kyle Smith	San Francisco (HC)

* Coach Mark Fox last coached Georgia in 2017-18.



RECORD WHEN...

Leading at the half:	5-1
Trailing at the half:	1-1
Tied at the half:	0-0
Playing Overtime:	0-0
Shooting 50% or better:	2-1
Shooting between 40-49.9%:	3-1
Shooting less than 40%:	1-0
Opponents shoot 50% or better:	0-2
Opponents shoot less than 50%:	6-0
VT outrebounds its opponent:	4-0
Opponent outrebounds VT:	2-2
Teams are tied in rebounds:	0-0
VT shoots 70% FT or better:	4-0
VT shoots less than 70% FT:	2-2
Scoring less than 50 points:	0-0
Scoring 50-59 points:	0-0
Scoring 60-69 points:	1-1
Scoring 70-79 points:	3-1
Scoring 80-89 points:	1-0
Scoring 90 or points:	1-0
Allowing less than 30 points:	0-0
Allowing 30-39 points:	0-0
Allowing 40-49 points:	1-0
Allowing 50-59 points:	2-0
Allowing 60-69 points:	3-0
Allowing 70-79 points:	0-0
Allowing 80-89 points:	0-1
Allowing 90 or more points:	0-1
Game decided by 1-4 points or OT:	0-0
Game decided by 5-10 points:	2-0
Game decided by 11+ points:	4-2
Playing in the morning:	0-0
Playing at night:	4-1
Playing in the afternoon:	2-1
Playing on Monday:	1-0
Playing on Tuesday:	1-1
Playing on Wednesday:	2-1
Playing on Thursday:	0-0
Playing on Friday:	1-0
Playing on Saturday:	1-0
Playing on Sunday:	0-0
Playing in November:	6-2
Playing in December:	0-0
Playing in January:	0-0
Playing in February:	0-0
Playing in March:	0-0

LAST TIME OUT VS. DUKE

Virginia Tech (26-9) -vs- Duke (32-5)
03/29/19 at

Date: 03/29/19
Time: 9:39 pm
Attendance: 20006
Referees: Bert Smith, Jamie Luckie, Kipp Kissinger
Notes: 2018-19 Men's Basketball. Round: 0. Duke vs Virginia Tech. Played at .

Score By Period	1	2	Total
Virginia Tech	38	35	73
Duke	34	41	75

Virginia Tech 73

##	Player	GS	MIN	FG	3PT	FT	ORB-DRB	REB	PF	A	TO	BLK	STL	PTS
24	Kerry Blackshear Jr.	*	34	5-14	0-2	8-11	11-5	16	4	5	3	2	1	18
13	Ahmed Hill	*	38	6-13	3-6	0-0	1-5	6	4	1	0	0	0	15
3	Wabissa Bede	*	25	4-6	2-4	0-0	1-1	2	0	1	1	0	0	10
4	N. Alexander-Walker	*	28	3-10	1-5	2-2	0-1	1	2	5	3	1	0	9
42	Ty Outlaw	*	30	2-7	1-3	0-0	0-0	0	3	0	1	0	0	5
5	Justin Robinson		29	4-8	2-3	4-5	0-3	3	0	5	3	0	2	14
1	Isaiah Wilkins		10	1-3	0-2	0-0	0-1	1	0	2	0	0	1	2
14	P.J. Horne		6	0-1	0-1	0-0	0-1	1	2	0	0	0	0	0
TM	TEAM		0	0-0	0-0	0-0	4-2	6	0	0	0	0	0	0
Totals		-	200	25-62	9-26	14-18	17-19	36	15	19	11	3	4	73

Team Summary	FG	3PT	FT
First Half	13-29 44.83 %	7-17 41.18 %	5-6 83.33 %
Second Half	12-33 36.36 %	2-9 22.22 %	9-12 75.00 %
Total	25-62 40.3 %	9-26 34.6 %	14-18 77.8 %

Technical Fouls: none **Second Chance Points:** 9 **Scores Tied:** 0 times(s) **Points in the Paint:** 30 **Fast Break Points:** 7
Lead Changed: 4 times(s) **Points off Turnovers:** 9 **Bench Points:** 16 **Largest Lead:** 6 1st-15:02

Duke 75



##	Player	GS	MIN	FG	3PT	FT	ORB-DRB	REB	PF	A	TO	BLK	STL	PTS
1	Zion Williamson	*	40	11-14	1-2	0-1	3-3	6	3	1	3	3	1	23
3	Tre Jones	*	40	8-14	5-7	1-2	2-2	4	1	8	0	0	1	22
5	RJ Barrett	*	39	7-17	0-7	4-5	0-4	4	4	11	5	0	1	18
15	Alex O'Connell	*	35	2-6	0-4	0-0	0-7	7	0	2	2	0	1	4
12	Javin DeLaurier	*	20	2-2	0-0	0-0	0-2	2	3	0	0	1	1	4
20	Marques Bolden		20	1-3	0-0	2-2	2-4	6	4	0	0	2	1	4
14	Jordan Goldwire		3	0-0	0-0	0-0	0-0	0	0	0	0	0	0	0
41	Jack White		3	0-0	0-0	0-0	0-0	0	0	0	1	0	0	0
TM	TEAM		0	0-0	0-0	0-0	1-0	1	0	0	0	0	0	0
Totals		-	200	31-56	6-20	7-10	8-22	30	15	22	11	6	6	75

Team Summary	FG	3PT	FT
First Half	13-29 44.83 %	7-17 41.18 %	5-6 83.33 %
Second Half	12-33 36.36 %	2-9 22.22 %	9-12 75.00 %
Total	31-56 55.4 %	6-20 30.0 %	7-10 70.0 %

Technical Fouls: none **Second Chance Points:** 9 **Scores Tied:** 9 times(s) **Points in the Paint:** 46 **Fast Break Points:** 16
Lead Changed: 5 times(s) **Points off Turnovers:** 17 **Bench Points:** 4 **Largest Lead:** 8 2nd-08:45

TEAM AVERAGES

- Tech's biggest advantage comes from downtown, shooting at a higher clip than Duke by more than six percent.
- But the Blue Devils have arguably a huger advantage defensively, causing more havoc with more than three blocks and steals per game.

		
KenPom Ranking	3	54
Points per game	84.1	76.3
Field goal percentage	46.7	47.8
3-point percentage	36.2	43.1
Free throw percentage	67.5	66.3
Rebounds per game	42.2	34.6
Assists per game	16.2	17.3
Blocks per game	6.8	3.8
Steals per game	9.7	5.6
Points allowed per game	65.9	65.1
Defensive field goal percentage	42.7	40.8
Defensive 3-point percentage	30.0	30.5
Rebound margin	10.2	-0.2
Assist/turnover ratio	1.1	1.6

LAST TIME VS. DUKE RECAP

- The Hokies traveled to Washington, D.C. for the Sweet 16 of the 2019 NCAA Tournament for their third matchup against the Blue Devils for the 2018-19 season. Heading into the contest, each team won on its home turf. Zion Williamson did not play in Blacksburg in Tech's 77-72 win, but did play in DC and had a night to remember, lighting Tech up with 23 points on 11-of-14 shooting, six boards, three assists and three steals.
- Tre Jones, who returns, also had a big night, dishing out eight assists and nailing five 3-pointers on his way to 22 points in 40 minutes of work.
- Tech got great contributions from Wabissa Bede, who posted 10 points, two rebounds and an assist.
- In a very competitive back-and-forth affair, no team had a greater lead than eight points.

SCOUTING No. 10/8 DUKE

- The Blue Devils, like the Hokies, have defeated No. 11/12 Michigan State (5-3), winning by a score of 87-75 in East Lansing Tuesday in the B1G/ACC Challenge thanks to a big night from Vernon Carey (26 PTS, 11 REB).
- Head coach Mike Krzyzewski enters his 40th season in Durham, following his five-year stint as the head coach at Army West Point from 1975-80. A five-time national champion and 12-time Final Four participant, Coach K has the most wins in the history of college basketball on the men's side in Division I with 1,140.
- Duke is paced by preseason All-ACC pick Tre Jones and his 7.4 assists per game, which ranks sixth nationally. On the inside, Carey is first in the nation in double-doubles with seven on the year, while he gets to the line at will, owning the top free throw attempts in the land at 72.
- Arguably the best shot blocking team there is in the country, the Blue Devils have racked up 61 blocks this year, which sits at No. 1 in the land. They aren't too shabby at swiping steals either, collecting 87 through nine games to rank ninth nationally and first in the ACC.



ACC FRESHMAN OF THE WEEK

- Redshirt freshman Landers Nolley picked up his first award by the league office on Monday, Nov. 18, earning ACC Freshman of the Week.
- During the week, he averaged 25 points per game and hit 11 3-pointers, including seven triples against Lehigh, which is the most 3s in a game by an ACC player this season.
- The Atlanta native posted 23 points, six rebounds, three assists and a steal versus USC Upstate and 27 points, thanks to hitting 10 shots, five rebounds, four assists, two steals and a block against Lehigh.
- Nolley became just the fourth Tech player to win ACC Freshman/Rookie of the Week, joining AD Vassallo (2005-06), Jeff Allen (2007-08) and Kerry Blackshear Jr. (2015-16).
- He would win it again after his time in Maui, scoring two 20-point games against then-No. 3 Michigan State and BYU, both with 22 points in each.

DIAPER DANDIES

- The ACC has arguably the best two scorers in the nation among the freshman class, with North Carolina and Tech being the one-two punch.
- The Tar Heels' Cole Anthony and the Hokies' Landers Nolley are in the top three, while Georgia's Anthony Edwards, who was also in Maui, ranks first nationally among freshmen in scoring.

Player	Points/g	Points	G
Anthony Edwards (UGA)	20.6	165	8
Cole Anthony (UNC)	20.0	160	8
Landers Nolley (VT)	20.0	160	8

GET IT GOING FROM DOWNTOWN

- Tech is one of the better shooting teams from beyond the arc in the country and a big reason why is because multiple guys that can stroke it.
- Tech ranks second nationally in 3-point field goals made per game with 12.1, which is just behind North Florida's mark of 12.7

20 LIKE IT'S NOTHIN'

- Only eight players in high-major conferences have racked up five or more 20-point games this season, including Tech's Landers Nolley.
- Of the eight, four reside in the ACC and three of the five are freshmen.

Player	20+ G	PPG	GP
Jordan Nwora (Louisville)	6	21.9	8
Michael Devoe (Georgia Tech)	5	23.8	6
Landers Nolley (Virginia Tech)	5	20.0	8
Vernon Carey (Duke)	5	19.2	9

GUARDS ON THE GLASS

- Only nine players in Division I are currently averaging at least seven assists and four rebounds per game, including Tech's Wabissa Bede.
- Bede is the only player in the ACC to do so and is one of only three high-major players.

Player	G	REB/pg	AST/pg
Tyrese Hiburton (Iowa State)	8	6.0	8.6
Wabissa Bede (Virginia Tech)	8	4.5	7.3
Zavier Simpson (Michigan)	8	4.3	8.9

EIGHT-HUNDID

- In November when the Hokies took down USC Upstate, it marked the 800th men's basketball contest in Cassell Coliseum. And it's been a very successful 800-plus games for the Hokies.
- In those games inside Cassell, Tech is 606-196 for a .756 winning percentage.

MAKE IT RAIN

- Tech was coming off quite the three-game stretch, racking up 47 3s before it went to Maui.
- A big reason for that has been the multitude of players that can make shots behind the arc.
- Tech had six guys hit a 3 against Coppin State (11/8) and USC Upstate (11/13), marking the first time that has happened in consecutive games since December 2018 versus Central Connecticut State (1st) and VMI (5th).
- Since 2010, the Hokies have had 25 games in which they have had at least six players make a 3. In those games, they are 23-2.
- The most they've had hit a 3 is eight players in a game, which has happened just once since 2010 (Houston Baptist on Nov. 21, 2017).

DECADE PLUS

- It's been at least over a decade since the last time two Tech freshmen scored in double figures in the Hokies' first two games of the season.
- The two freshmen were Nahiem Alleyne, who had 11 points at Clemson (11/5) and 18 versus Coppin State (11/8), and Landers Nolley, who tallied 30 points at Clemson and 11 vs. Coppin State.

SHARING THE ROCK

- According to KenPom, a Virginia Tech alum by the way, Wabissa Bede is one of the best in the nation in assist rate (assists divided by FGs made by player's teammates while he is on the court.)
- He ranks 12th nationally through the first month of the season and fifth among high-majors with a 41.6 assist rate.

SO, WHY ARE THEY PLAYING WELL?

- If you look at the first five games the Hokies have played in the Mike Young era, two things stick out - solid shot selection and very few turnovers.
- According to KenPom, Tech has the sixth-best effective field-goal percentage (58.3) and a turnover percentage of 15.4, good for 16th nationally.
- Tech gets a good amount of its points from the 3-point line, sitting No. 1 in the nation for averaging 47.7 percent of its points distribution from 3-land.

THE FEW, THE PROUD

- Four weeks into the season, there are 40 players that have scored 30 or more points in Division I game on the road.
- Of the 40, just seven are high-major players (ACC, American, BIG EAST, Big 12, B1G, SEC, Pac-12), including Tech's Landers Nolley.
- Of the seven players, only three have done it against a high-major opponent in Georgia Tech's Michael Devoe against Georgia, Duke's Vernon Carey versus Cal and Nolley at Clemson.

Player	Opponent	Score
Michael Devoe (Georgia Tech)	Georgia	34
Remy Martin (Arizona State)	Princeton	33
Quentin Grimes (Houston)	Rice	32
Aaron Nesmith (Vanderbilt)	Richmond	34
Kamar Baldwin (Butler)	Ole Miss	31
Mac Maclung (Georgetown)	Oklahoma State	33
Landers Nolley (Virginia Tech)	Clemson	30

STARTERS GAME-BY-GAME

Opponent	Date	Guard	Guard	Guard	Guard	Forward	First off the Bench
Clemson (W, 67-60)	Nov. 5	Wabissa Bede	Hunter Cattoor	Isaiah Wilkins	Landers Nolley	P.J. Horne	Tyrece Radford
Coppin State (W, 74-42)	Nov. 8	Wabissa Bede	Nahiem Alleyne	Isaiah Wilkins	Landers Nolley	P.J. Horne	4 Players
USC Upstate (W, 80-57)	Nov. 13	Wabissa Bede	Nahiem Alleyne	Tyrece Radford	Landers Nolley	P.J. Horne	2 Players
Lehigh (W, 79-53)	Nov. 16	Wabissa Bede	Nahiem Alleyne	Tyrece Radford	Landers Nolley	P.J. Horne	3 Players
Delaware State (W, 100-64)	Nov. 20	Wabissa Bede	Nahiem Alleyne	Tyrece Radford	Landers Nolley	P.J. Horne	Isaiah Wilkins
No. 3 Michigan State (W, 71-66)	Nov. 25	Wabissa Bede	Nahiem Alleyne	Tyrece Radford	Landers Nolley	P.J. Horne	2 players
Dayton (L, 89-62)	Nov. 26	Wabissa Bede	Nahiem Alleyne	Tyrece Radford	Landers Nolley	P.J. Horne	2 players
BYU (L, 90-77)	Nov. 27	Wabissa Bede	Nahiem Alleyne	Tyrece Radford	Landers Nolley	P.J. Horne	Hunter Cattoor



LET'S KEEP IT GOING

- Tech hasn't lost a home nonconference game since Dec. 30, 2015 against West Virginia (88-63), owning a 28-game streak.
- The previous best was 23, which was set twice from 1980-84 and 2005-09. The current streak began on Nov. 11, 2016, against Maine.

HE'S MORE THAN A POINT GUARD

- Junior Wabissa Bede, who has only scored in double figures three times in his career out of 67 games, has gotten it done in other ways so far this season with the Hokies.
- Known as a stocky guy, weighing 200 pounds, Bede has been a force on the boards so far, as well as playing the distributor role, a role he played sparingly the last two years with the all-time assists leader, Justin Robinson, running the point.
- In his game against Coppin State, Bede almost did something that hasn't happened in three years, a double-double with just rebounds and assists, collecting 10 assists and nine rebounds. (Chris Clarke on Dec. 17, 2016 with a triple-double).
- And speaking of Robinson, the last time a player had 10 assists after Bede's night versus Coppin State was when Robinson tallied the single-game school record with 13 versus Central Connecticut State on Dec. 1, 2018.

ELITE COMPANY

- After scoring a little under half of the Hokies' points against Clemson, Landers Nolley found himself in elite company among league peers.
- The small forward scored the fourth-most points by an ACC freshman in a debut, joining preseason ACC Freshman of the Year Cole Anthony of North Carolina this week with each totaling at least 30.

Player	Opponent	Date	Points
Cole Anthony (UNC)	Notre Dame	Nov. 6, 2019	34
RJ Barrett (Duke)	Kentucky	Nov. 6, 2018	33
J.J. Hickson (NC State)	William & Mary	Nov. 15, 2007	31
Landers Nolley (VT)	Clemson	Nov. 5, 2019	30
Ishua Benjamin (NC State)	Prairie View	Nov. 26, 1994	29
Ivan Wagner (NC State)	VMI	Nov. 25, 1995	29
Zion Williamson (Duke)	Kentucky	Nov. 6, 2018	28
Sylvan Landesberg (UVA)	VMI	Nov. 16, 2008	28
Rashad McCants (UNC)	Penn State	Nov. 18, 2002	28

YOUNG & PRETTY GOOD

- Tech has had the luxury of having some solid first-year players since freshmen became eligible to play in 1974, and has no shortage this year.
- Landers Nolley's 30 points were tied for the third most by a freshman, trailing Jalen Hudson and Larry Cooke's 32 points.

Player	Opponent	Date	Points
Larry Cooke	Eastern Kentucky	Feb. 3, 1975	32
Jalen Hudson	Wake Forest	March 10, 2013	32
Landers Nolley	Clemson	Nov. 5, 2019	30
Russell Davis	Vermont	Dec. 31, 1974	30
Nickel Alexander-Walker	The Citadel	Nov. 12, 2017	29

IT'S BEEN A MINUTE

- The last time the Hokies started the season with a conference game was on Nov. 30, 1963 versus Richmond, a 77-53 win, spanning 56 years and making Tech 2-0 its last two instances.
- With Landers Nolley's 30 points against Clemson, it marked the most points scored by a Tech freshman since March 10, 2013, when Jalen Hudson dropped 32 on Wake Forest.

538 AND COUNTING

- Tech has hit a three-point field goal in 538 consecutive games.
- Since the 3-point arc was added for the 1986-87 season, the Hokies have hit at least one three in all but three game.
- The last time Tech didn't record a 3-pointer in a game was at Providence on Feb. 1, 2003.

THE BIG THREE-HUNDO

- When Mike Young and Co. took down the Tigers in Clemson, he became just one of 71 active coaches in Division I to have 300 or more wins.

Coach	Record	Schools Coached At
68. James Jones (Yale)	317-276 (.535)	1
69. Tod Kowalczyk (Toledo)	309-243 (.560)	2
70. Jim Christian (Boston College)	308-259 (.543)	4
71. Mike Young (Virginia Tech)	305-246 (.554)	2

- Of the 71 active head coaches, Young is one of only 25 to win at least 300 games at just two schools or less during a coaching tenure.

Coach	Record	Schools Coached At
22. Fran O'Hanlon (Lafayette)	328-397 (.452)	1
23. James Jones (Yale)	317-276 (.535)	1
24. Tod Kowalczyk (Toledo)	309-243 (.560)	2
25. Mike Young (Virginia Tech)	305-246 (.554)	2

HOME IS WHERE THE HEART IS

- Mike Young grew up in Radford, Virginia, which is approximately 20 minutes away from Blacksburg, the home of the Hokies.
- Ironically enough, Young's first-ever college basketball game as a kid was a Virginia Tech game inside Cassell Coliseum, a place where Young now calls his home.

TIME TO STEP UP

- With the Hokies losing three players now playing in the NBA or G-League and the SEC Preseason Player of the Year, Tech returns just one starter from a year ago in guard Wabissa Bede.
- That means four role players or newcomers will have to step up and contribute big minutes right away for Mike Young.

TEAM GAME-BY-GAME

Opponent	Date	Score	W/L	FG-FGA	PCT	3FG-FGA	PCT	FT-FTA	PCT	OFF	DEF	TOT	AVG	PF	A	T/O	BLK	STL	PTS	AVG
at Clemson	11/05/19	67-60	W	22-57	.386	9-27	.333	14-20	.700	9	35	44	44.0	15	11	13	1	4	67	67.0
Coppin St.	11/08/19	74-42	W	27-61	.443	11-33	.333	9-12	.750	5	44	49	46.5	13	17	15	5	7	74	70.5
USC Upstate	11/13/19	80-57	W	31-58	.534	13-27	.481	5-7	.714	6	25	31	41.3	11	19	8	6	6	80	73.7
Lehigh	11/16/19	79-53	W	31-65	.477	14-37	.378	3-4	.750	12	24	36	40.0	8	19	10	4	8	79	75.0
Delaware St.	11/20/19	100-64	W	35-62	.565	21-37	.568	9-14	.643	9	32	41	40.2	13	29	11	3	4	100	80.0
vs Michigan St.	11/25/19	71-66	W	23-52	.442	10-21	.476	15-22	.682	8	19	27	38.0	16	16	9	6	8	71	78.5
vs Dayton	11/26/19	62-89	L	22-51	.431	8-21	.381	10-18	.556	4	17	21	35.6	19	13	10	3	7	62	76.1
vs BYU	11/27/19	77-90	L	31-58	.534	11-22	.500	4-7	.571	4	24	28	34.6	13	14	8	2	1	77	76.3
Total		610		222-464	.478	97-225	.431	69-104	.663	57	220	277	34.6	108	138	84	30	45	610	76.3
Opponents		521		194-476	.408	68-223	.305	65-95	.684	77	201	278	34.8	118	109	104	12	33	521	65.1

Team Averages

Games Played	Points/game	FG Pct	3FG Pct	FT Pct	Rebounds/game	Assists/game	Turnovers/game	Assist/Turnover ratio	Steals/game	Blocks/game
8	76.3	47.8	43.1	66.3	34.6	17.3	10.5	1.6	5.6	3.8



DYNAMIC TRIO

- Against Coppin State, the Hokies had three freshmen in double figures, marking the first time since Feb. 25, 2015, when they took on Duke.
- The three versus the Eagles were Nahiem Alleyne (18 points), Landers Nolley (11) and Tyrece Radford (10).
- The trio against the Blue Devils was Jalen Hudson (23 points), Ahmed Hill (10) and Justin Bibbs (10).

FEW AND FAR BETWEEN

- Tech returns only 13.3 points per game from its team last year that average 73.5, which is made up of four letterwinners.
- That accounts for the Hokies bringing back just 18.1 percent of its scoring total, making them one of only six schools in the nation to return less than 20 percent of its scoring.

School	Points p/g	Percent of Scoring
Nebraska	2.9 PPG	1.9%
Tulane	10.8 PPG	12.2%
South Dakota St.	15.8 PPG	16.9%
Virginia Tech	13.3 PPG	18.1%
Washington	13.9 PPG	19.8%
UCF	14.5 PPG	20.0%

THE BEST IS YET TO COME

- Coach Young, known as one of the better X's and O's coaches in the country, had his Terriers in some of the top categories nationally over his 17-year span.
- This past season, which was Wofford's best in school history, the Terriers were 16th in assist-to-turnover ratio (1.39), 11th in field-goal percentage (49.0), second in 3-point field-goal percentage (41.4) and second in scoring margin (16.7).
- So, expect quality shooting teams to come under his watch in Blacksburg and for that to translate to wins.

HISTORIC IT WAS

- Last year was arguably the best season in school history for the Hokies, notching many school records to their belt.
- To name a few, Tech earned a school-record 26 wins, program-best 12 ACC victories and made it to the Sweet 16 for the first time in program history since the tournament expanded to 64 teams.
- Tech also broke the record for most home non-conference victories in a row with 24 straight.
- The Hokies made the NCAA Tournament three consecutive years for the first time ever, and won two games in The Dance for the first time since 1967. They also earned a No. 4 seed, the highest in program history.

WELL, THIS IS NEW

- A new staff is in place for Tech and there are also quite a few freshmen with six.
- The six freshmen make Tech one of only 20 schools to have six or more, including one of 13 in high-major conferences.

School	Freshmen
Navy	11
TCU	11
Utah	11
Air Force	10
Georgia	9
Louisville	9
Memphis	9
Auburn	7
Austin Peay	7
Central Conn. St.	7
Kentucky	7
Loyola Marymount	7
Nebraska	7
Oklahoma	7
Bradley	6
Cal	6
Florida	6
Long Beach State	6
Southern Miss	6
Virginia Tech	6

WHO TO LOOK UP TO

- Of the 26 teams that don't boast more than one senior on their roster, including six teams in the land that don't have any seniors, Tech is one of just 13 high-major schools.
- Of the 13, 10 return for their senior seasons, while three players, including the Hokies' Branden Johnson, will finish their last season at a new school.

School	Sr.	r-Sr.	Gr.	Previous School
Alabama	---	---	1	West Virginia
East Carolina	---	1	---	---
Houston	---	1	---	---
Kentucky	---	---	1	Bucknell
Memphis	1	---	---	---
Oklahoma	1	---	---	---
Ole Miss	1	---	---	---
Stanford	1	---	---	---
Syracuse	1	---	---	---
Texas	1	---	---	---
Virginia Tech	---	---	1	Alabama State
Wichita State	1	---	---	---
Wisconsin	---	---	1	---

OPPONENT GAME-BY-GAME

Opponent	Date	Score	Total		3-Pointers		Free throws		Rebounds										
			FG-FGA	PCT	3FG-FGA	PCT	FT-FTA	PCT	OFF	DEF	TOT	AVG	PF	A	TO	BLK	STL	PTS	AVG
at Clemson	11/05/2019	67-60 W	22-64	.344	7-29	.241	9-15	.600	8	28	36	36.0	16	9	8	2	4	60	60.0
Coppin St.	11/08/2019	74-42 W	14-71	.197	6-39	.154	8-11	.727	15	30	45	40.5	14	6	16	1	8	42	51.0
USC Upstate	11/13/2019	80-57 W	20-53	.377	3-25	.120	14-18	.778	10	23	33	38.0	10	8	13	2	3	57	53.0
Lehigh	11/16/2019	79-53 W	21-53	.396	7-22	.318	4-5	.800	8	20	28	35.5	9	14	19	1	5	53	53.0
Delaware St.	11/20/2019	100-64 W	26-62	.419	9-27	.333	3-7	.429	7	19	26	33.6	12	15	12	1	5	64	55.2
vs Michigan St.	11/25/2019	71-66 W	24-59	.407	8-23	.348	10-14	.714	17	26	43	35.2	20	13	16	2	3	66	57.0
vs Dayton	11/26/2019	62-89 L	35-55	.636	11-24	.458	8-14	.571	8	30	38	35.6	21	22	14	1	2	89	61.6
vs BYU	11/27/2019	77-90 L	32-59	.542	17-34	.500	9-11	.818	4	25	29	34.8	16	22	6	2	3	90	65.1
Total		521	194-476	.408	68-223	.305	65-95	.684	77	201	278	34.8	118	109	104	12	33	521	65.1
Virginia Tech		610	222-464	.478	97-225	.431	69-104	.663	57	220	277	34.6	108	138	84	30	45	610	76.3

Opponents Averages

Games Played	Points/game	FG Pct	3FG Pct	FT Pct	Rebounds/game	Assists/game	Turnovers/game	Assist/Turnover ratio	Steals/game	Blocks/game
8	65.1	40.8	30.5	68.4	34.8	13.6	13.0	1.0	4.1	1.5



WHEN IT COUNTS

- Mike Young brings a polished resume from his time at Wofford and you can see that in the numbers he carries.
- Over the last five years when Young has had a lead with five minutes to go, he usually holds on to it to preserve the win, boasting a .916 winning percentage to his name.

Year	G	W	L	Pct.
2014-15	25	23	2	.920
2015-16	17	14	3	.824
2016-17	17	15	2	.882
2017-18	21	19	2	.905
2018-19	27	27	0	1.000
2019-20	6	6	0	1.000
Total	113	104	9	.920

Opponent	G	W	L	Pct.
High-Major	6	5	1	.833
Mid-Major	107	99	8	.925
Conference	66	59	7	.894
Nonconference	47	45	2	.957
Postseason	9	7	2	.778

WHAT ARE THEY DOING NOW

- As mentioned earlier in the notes, the Hokies had three players that are playing in the NBA or G-League, including Nickeil Alexander-Walker, Justin Robinson and Ahmed Hill.
- Alexander-Walker, who was an All-ACC selection a year ago, was selected in the first round of the NBA Draft, becoming the second-ever in school history. He now stars with the New Orleans Pelicans. Justin Robinson, Tech's all-time assists career leader, plays with the Washington Wizards and their G-League affiliate (Capital City Go-Go) and has gone back and forth so far this season.
- Hill, who was vital in Tech's run to the Sweet 16 last season, signed a two-way deal with the Charlotte Hornets and their G-League affiliate (Greensboro Swarm) this summer. But has recently been waived by the Hornets and now the Phoenix Suns have acquired his rights, with Hill now playing for the NAZ Suns, who are located in Prescott Valley, Arizona. He had 16 points his first game.

BOUNCE BACK TIME

- When Mike Young loses a basketball game, it rarely spills into the next game, with his teams bouncing back with a W, especially over the last five years with him owning a .685 winning clip by going 37-17.
- Young went 4-0 last year after a loss and 9-3 the year prior with the Terriers.
- With a young Hokie roster, this will be critical.

Season	G	W	L	Pct.
2002-03	14	7	7	.500
2003-04	19	7	12	.368
2004-05	13	5	8	.385
2005-06	17	8	9	.471
2006-07	19	6	13	.316
2007-08	15	7	8	.467
2008-09	13	8	5	.615
2009-10	8	5	3	.625
2010-11	12	9	3	.750
2011-12	13	8	5	.615
2012-13	18	9	9	.500
2013-14	12	7	5	.583
2014-15	6	5	1	.833
2015-16	16	9	7	.563
2016-17	16	10	6	.625
2017-18	12	9	3	.750
2018-19	4	4	0	1.000
2019-20	1	0	1	.000
Total	228	123	105	.539

SELLING OUT CASSELL

- Virginia Tech ACC home games against Virginia, Wake Forest, Syracuse, Duke, Louisville, Georgia Tech and Miami (Fla.) sold out in 2018-19, as well as the Central Connecticut State game was a sell out, too. Duke is a sell out as well.
- The Hokies sold out nine games in the 2017-18 season, including seven of the nine home ACC games, a mark that equaled 2018-19.
- The Hokies have sold out two games this season, including their home opener against Coppin State on Nov. 8 and their game versus Lehigh on Nov. 16.

ABOUT ATTENDANCE

- Last season, the Hokies saw increased attendance at Cassell, with Tech averaging 8,237 per game — up more than 1,500 fans per game from three years ago — and the largest attendance since the 2010-11 season.
- Eight games sold out, including seven ACCs.
- The Hokies averaged 8,882 for home ACC games, almost 400 fans per game ahead of the previous season.

604 IN CASSELL

- After the win over Miami (Fla.) on Senior Night to close its 2018-19 homestand, the Hokies have a 604-196 overall record in Cassell Coliseum, for a .755 winning percentage.
- The win over Florida State in 2011 was the 500th victory in Cassell and the win over Georgia Tech in 2018-19 was the 600th victory in the building.
- Tech went 14-2 in 2018-19 on its home court, which is tied for the fourth-most wins in a season at Cassell.
- Below are the most wins in Cassell Coliseum history in a season.

Record	Year	Coach
17-2	2009-10	Seth Greenberg
16-1	1982-83	Charles Moir
15-2	2016-17	Buzz Williams
14-0	1975-76	Don DeVoe
14-1	1994-95	Bill Foster
14-2	2018-19	Buzz Williams
14-3	2007-08	Seth Greenberg
14-4	2017-18	Buzz Williams
14-5	2015-16	Buzz Williams

NBA & G-LEAGUE

NOT TOO SHABBY

- Nickeil Alexander-Walker has left his mark on Virginia Tech and has made a name for himself at the next level with the New Orleans Pelicans.
- A first-round draft pick this past summer, the Toronto native has played in 17 games for the Pels this season.
- Now as a role player getting roughly 15 minutes off the bench, Alexander-Walker is finding his groove. Recently, he scored a career-high 27 points against the Miami Heat on Saturday, Nov. 16. He followed it up the next game on Sunday, Nov. 17 with 19 points, five rebounds and four assists versus the Warriors.
- The guard had a big summer with the team, starting on its NBA Summer League squad with having numerous 20-point performance in Las Vegas.



Season	G	P	R	A	B	S	FG%	M
2019-20	17	6.5	2.3	2.1	0.1	0.3	32.2	14.2

HANGIN' IN

- It's been a little bit of a whirlwind for Tech alums Justin Robinson and Ahmed Hill, with both each going up and down and all around on their quest to solidifying a roster spot in the NBA.
- Robinson, who signed as an undrafted free agent after the NBA Draft concluded with the Washington Wizards, has gone up and down on numerous occasions the last couple weeks with the Wizards and Capital City Go-Go.
- Hill signed with the Hornets this summer on a two-way deal, but was released in early November. However, he has landed nicely on his feet, with now playing on the NAZ Suns, the G-League affiliate of the Phoenix Suns. On Wednesday, Dec. 4, he had a career-high 27 points (9-18 FG, 4-9 3PT, 3-3 FT) with 5 boards.



PROGRAM HISTORY

First Year	1908
All-Time Record	1,474-1,217 (.548)
Conference Record	453-626 (.420)
Televised Games	234-218 (.518)
Overtime Games	68-51 (.571)
VT Ranked	86-42 (.672)
NCAA Tournaments	9 (most recent 2018-19)
NIT Appearances	13 (most recent 2015-16)
Most wins	2018-19 (26-9)
Highest AP Ranking	No. 8 (1995)

CASELL COLISEUM

Capacity	9,275
Seasons in Use	59th season
Tech Record	606-196 (.756)
ACC Record	72-55 (.567)
vs. Nonconference	417-71 (.855)
vs. Ranked Teams	24-52 (.316)

2019-20 RECRUITING CLASS

- Coach Mike Young signed his first recruiting class in Blacksburg and it sure was a goodie, getting two ESPN top 100 players.
- The class, made up of two consensus four-star guards, ranks No. 35 in the country according to 247 Sports and No. 33 on Rivals.
- Darius Maddox (top) preps at Oak Hill Academy, a place heq will have a one-year stint at after scoring over 350 points at St. John's High School and leading them to a 27-12 record and top-10 ranking in the state.
- Joe Bamisile (bottom) plays at Monacan High School, where he averaged 28 points, seven rebounds and two assists last year, earning VHSL All-state honors and the Region 4B Co-Player of the Year.
- Maddox ranks No. 93 and Bamisile sits at No. 64 on ESPN's recruiting site.



PLAYER HIGHS & LOWS

Virginia Tech - INDIVIDUAL GAME HIGHS

POINTS		
	30	Landers Nolley II - at Clemson (11/05/19)
	27	Landers Nolley II - Lehigh (11/16/19)
	23	Landers Nolley II - USC Upstate (11/13/19)
	22	Landers Nolley II - vs BYU (11/27/19)
	22	Landers Nolley II - vs Michigan St. (11/25/19)
FIELD GOALS MADE	12	Landers Nolley II - at Clemson (11/05/19)
FIELD GOAL ATTEMPTS	23	Landers Nolley II - at Clemson (11/05/19)
FIELD GOAL PERCENTAGE (min 5 made)	.833 (5-6)	P.J. Horne - vs BYU (11/27/19)
3 PT FG MADE	7	Landers Nolley II - Lehigh (11/16/19)
3 PT FG ATTEMPTS	12	Landers Nolley II - Lehigh (11/16/19)
3 PT FG PERCENTAGE (min 2 made)	1.000 (3-3)	Jalen Cone - USC Upstate (11/13/19)
FREE THROWS MADE	8	Landers Nolley II - vs Michigan St. (11/25/19)
FREE THROW ATTEMPTS	9	Wabissa Bede - vs Michigan St. (11/25/19)
FREE THROW PERCENTAGE (min 3 made)	1.000 (8-8)	Landers Nolley II - vs Michigan St. (11/25/19)
REBOUNDS	11	Tyrece Radford - Lehigh (11/16/19)
ASSISTS	10	Wabissa Bede - Delaware St. (11/20/19)
STEALS	3	Wabissa Bede - vs Dayton (11/26/19)
BLOCKED SHOTS	2	P.J. Horne - vs Dayton (11/26/19)
TURNOVERS	5	Landers Nolley II - Lehigh (11/16/19)
FOULS	4	Isaiah Wilkins - at Clemson (11/05/19)

Opponent - INDIVIDUAL GAME HIGHS

POINTS		
	24	Obi Toppin - vs Dayton (11/26/19)
	20	TJ Haws - vs BYU (11/27/19)
	19	John Crosby - Delaware St. (11/20/19)
	18	Aaron Henry - vs Michigan St. (11/25/19)
	15	Everette Hammond - USC Upstate (11/13/19)
	15	Andrew Robinson - Coppin St. (11/08/19)
	15	John Newman III - at Clemson (11/05/19)
FIELD GOALS MADE	10	Obi Toppin - vs Dayton (11/26/19)
FIELD GOAL ATTEMPTS	21	John Crosby - Delaware St. (11/20/19)
FIELD GOAL PERCENTAGE (min 5 made)	1.000 (5-5)	Kolby Lee - vs BYU (11/27/19)
3 PT FG MADE	4	TJ Haws - vs BYU (11/27/19)
3 PT FG ATTEMPTS	11	Andrew Robinson - Coppin St. (11/08/19)
3 PT FG PERCENTAGE (min 2 made)	1.000 (2-2)	Omari Peek-Green - Delaware St. (11/20/19)
FREE THROWS MADE	7	Everette Hammond - USC Upstate (11/13/19)
FREE THROW ATTEMPTS	7	Everette Hammond - USC Upstate (11/13/19)
FREE THROW PERCENTAGE (min 3 made)	1.000 (7-7)	Everette Hammond - USC Upstate (11/13/19)
REBOUNDS	15	Aamir Simms - at Clemson (11/05/19)
ASSISTS	9	Jalen Crutcher - vs Dayton (11/26/19)
STEALS	4	Dejuan Clayton - Coppin St. (11/08/19)

SPECIALITY STATS

Opponent	Date	Second Chance Points	Points in the Paint	Fastbreak Points	Points off Turnovers	Bench Points
Clemson (W, 67-60)	Nov. 5	10	16	11	3	18
Coppin State (W, 74-42)	Nov. 8	7	22	9	18	26
USC Upstate (W, 80-57)	Nov. 13	4	26	5	18	26
Lehigh (W, 79-53)	Nov. 16	10	26	8	26	21
Delaware State (W, 100-64)	Nov. 20	15	22	15	16	49
No. 3 Michigan State (W, 71-66)	Nov. 25	6	22	9	20	16
Dayton (L, 89-62)	Nov. 26	0	24	5	11	19
BYU (L, 90-77)	Nov. 27	4	30	2	11	10



CATEGORY LEADERS

Points				Scoring Average				Free Throw Percentage				Free Throw Attempts							
##	Player	G	Pts	Pts/G	##	Player	G	Pts	Pts/G	##	Player	Made	Att	Pct	##	Player	G	Att	Att/G
2	Nolley II, Landers	8	160	20.0	2	Nolley II, Landers	8	160	20.0	2	Nolley II, Landers	21	26	.808	2	Nolley II, Landers	8	26	3.3
4	Alleynes, Nahiem	8	94	11.8	4	Alleynes, Nahiem	8	94	11.8	15	Cone, Jalen	4	5	.800	4	Alleynes, Nahiem	8	24	3.0
14	Horne, P.J.	8	79	9.9	14	Horne, P.J.	8	79	9.9	4	Alleynes, Nahiem	18	24	.750	3	Bede, Wabissa	8	19	2.4
0	Cattoor, Hunter	8	58	7.3	0	Cattoor, Hunter	8	58	7.3	23	Radford, Tyrece	8	11	.727	23	Radford, Tyrece	8	11	1.4
3	Bede, Wabissa	8	54	6.8	3	Bede, Wabissa	8	54	6.8	21	Ojiako, John	5	9	.556	21	Ojiako, John	8	9	1.1
23	Radford, Tyrece	8	52	6.5	23	Radford, Tyrece	8	52	6.5	3	Bede, Wabissa	10	19	.526					
15	Cone, Jalen	8	48	6.0	15	Cone, Jalen	8	48	6.0	14	Horne, P.J.	1	2	.500					
1	Wilkins, Isaiah	8	38	4.8	1	Wilkins, Isaiah	8	38	4.8	1	Wilkins, Isaiah	2	5	.400					
21	Ojiako, John	8	27	3.4	21	Ojiako, John	8	27	3.4										

Field Goal Percentage				Field Goal Attempts				Rebounds				Rebounds Average							
##	Player	FG	Att	Pct	##	Player	G	Att	Att/G	##	Player	G	Reb	Reb/G	##	Player	G	Reb	Reb/G
23	Radford, Tyrece	22	31	.710	2	Nolley II, Landers	8	117	14.6	2	Nolley II, Landers	8	41	5.1	2	Nolley II, Landers	8	41	5.1
14	Horne, P.J.	32	49	.653	4	Alleynes, Nahiem	8	67	8.4	23	Radford, Tyrece	8	40	5.0	23	Radford, Tyrece	8	40	5.0
21	Ojiako, John	11	19	.579	3	Bede, Wabissa	8	57	7.1	3	Bede, Wabissa	8	36	4.5	3	Bede, Wabissa	8	36	4.5
15	Cone, Jalen	16	32	.500	14	Horne, P.J.	8	49	6.1	14	Horne, P.J.	8	35	4.4	14	Horne, P.J.	8	35	4.4
2	Nolley II, Landers	56	117	.479	0	Cattoor, Hunter	8	47	5.9	1	Wilkins, Isaiah	8	32	4.0	1	Wilkins, Isaiah	8	32	4.0
4	Alleynes, Nahiem	30	67	.448															
0	Cattoor, Hunter	21	47	.447															
3	Bede, Wabissa	20	57	.351															
1	Wilkins, Isaiah	14	43	.326															

3-Point FG Percentage				3-Point FG Attempts				Offensive Rebounds				Defensive Rebounds							
##	Player	3FG	Att	Pct	##	Player	G	Att	Att/G	##	Player	G	OReb	OReb/G	##	Player	G	DReb	DReb/G
15	Cone, Jalen	12	21	.571	2	Nolley II, Landers	8	53	6.6	23	Radford, Tyrece	8	17	2.1	2	Nolley II, Landers	8	40	5.0
14	Horne, P.J.	14	25	.560	0	Cattoor, Hunter	8	37	4.6	14	Horne, P.J.	8	11	1.4	3	Bede, Wabissa	8	35	4.4
2	Nolley II, Landers	27	53	.509	4	Alleynes, Nahiem	8	36	4.5	21	Ojiako, John	8	11	1.4	1	Wilkins, Isaiah	8	25	3.1
4	Alleynes, Nahiem	16	36	.444	14	Horne, P.J.	8	25	3.1	1	Wilkins, Isaiah	8	7	0.9	0	Cattoor, Hunter	8	25	3.1
0	Cattoor, Hunter	16	37	.432	1	Wilkins, Isaiah	8	25	3.1	2	Nolley II, Landers	8	1	0.1	14	Horne, P.J.	8	24	3.0
1	Wilkins, Isaiah	8	25	.320															
3	Bede, Wabissa	4	22	.182															

Field Goals Made				3-Point FG Made				Fouls				Foul Outs						
##	Player	G	Made	Made/G	##	Player	G	Made	Made/G	##	Player	G	PF	PF/G	##	Player	G	FO
2	Nolley II, Landers	8	56	7.0	2	Nolley II, Landers	8	27	3.4	3	Bede, Wabissa	8	17	2.1	1	Wilkins, Isaiah	8	1
14	Horne, P.J.	8	32	4.0	0	Cattoor, Hunter	8	16	2.0	14	Horne, P.J.	8	14	1.8				
4	Alleynes, Nahiem	8	30	3.8	0	Alleynes, Nahiem	8	16	2.0	15	Cone, Jalen	8	14	1.8				
23	Radford, Tyrece	8	22	2.8	14	Horne, P.J.	8	14	1.8	0	Cattoor, Hunter	8	12	1.5				
0	Cattoor, Hunter	8	21	2.6	15	Cone, Jalen	8	12	1.5	1	Wilkins, Isaiah	8	12	1.5				

Assists				Steals				Blocked Shots				Minutes							
##	Player	G	Ass	Ass/G	##	Player	G	Stl	Stl/G	##	Player	G	Blk	Blk/G	##	Player	G	Min	Min/G
3	Bede, Wabissa	8	58	7.3	2	Nolley II, Landers	8	11	1.4	14	Horne, P.J.	8	5	0.6	2	Nolley II, Landers	8	242	30:11
2	Nolley II, Landers	8	18	2.3	3	Bede, Wabissa	8	10	1.3	21	Ojiako, John	8	5	0.6	3	Bede, Wabissa	8	229	28:35
23	Radford, Tyrece	8	10	1.3	23	Radford, Tyrece	8	6	0.8	2	Nolley II, Landers	8	4	0.5	4	Alleynes, Nahiem	8	225	28:05
4	Alleynes, Nahiem	8	15	1.9	0	Cattoor, Hunter	8	5	0.6	4	Alleynes, Nahiem	8	4	0.5	14	Horne, P.J.	8	214	26:42
1	Wilkins, Isaiah	8	13	1.6	4	Alleynes, Nahiem	8	4	0.5					0	Cattoor, Hunter	8	199	24:50	
0	Cattoor, Hunter	8	13	1.6	3	Bede, Wabissa	8	3	0.4										

Turnovers				
##	Player	G	TO	TO/G
2	Nolley II, Landers	8	24	3.0
3	Bede, Wabissa	8	13	1.6
14	Horne, P.J.	8	11	1.4
15	Cone, Jalen	8	10	1.3
4	Alleynes, Nahiem	8	5	0.6

POINTS, REBOUNDS & ASSISTS GAME-BY-GAME

Opponent	Date	Score		0 CATTOOR,HU	1 WILKINS,IS	2 NOLLEY II,	3 BEDE,WABIS	4 ALLEYNE,NA	11 PALMER,BRE
at Clemson	11/05/19	67-60	W	0-4-0	4-6-2	30-5-0	7-8-6	11-3-1	DNP
Coppin St.	11/08/19	74-42	W	5-8-3	7-7-0	11-7-1	3-9-10	18-2-0	0-1-0
USC Upstate	11/13/19	80-57	W	9-0-1	2-4-2	23-6-3	7-2-8	9-2-4	DNP
Lehigh	11/16/19	79-53	W	11-1-2	2-4-0	27-5-4	4-3-6	5-2-1	DNP
Delaware St.	11/20/19	100-64	W	8-6-4	15-6-7	10-1-3	5-5-10	20-4-1	DNP
vs Michigan St.	11/25/19	71-66	W	10-2-3	2-1-1	22-4-5	11-3-5	10-3-1	DNP
vs Dayton	11/26/19	62-89	L	12-1-0	3-3-1	15-6-1	6-2-6	9-2-3	DNP
vs BYU	11/27/19	77-90	L	3-4-0	3-1-0	22-7-1	11-4-7	12-3-4	DNP

Opponent	Date	Score		14 HORNE,P.J.	15 CONE,JALEN	21 OJIAKO,JOH	23 RADFORD,TY	24 JOHNSON,BR
at Clemson	11/05/19	67-60	W	8-7-2	3-1-0	0-1-0	4-4-0	DNP
Coppin St.	11/08/19	74-42	W	9-3-2	5-1-0	6-2-0	10-8-1	0-1-0
USC Upstate	11/13/19	80-57	W	9-4-0	11-1-0	4-3-0	6-4-1	DNP
Lehigh	11/16/19	79-53	W	14-5-0	8-1-4	0-2-0	8-11-2	0-1-0
Delaware St.	11/20/19	100-64	W	7-2-1	17-1-1	9-7-0	9-8-2	0-0-0
vs Michigan St.	11/25/19	71-66	W	12-7-1	2-2-0	2-2-0	0-1-0	DNP
vs Dayton	11/26/19	62-89	L	7-3-1	0-0-0	4-1-0	6-2-1	DNP
vs BYU	11/27/19	77-90	L	13-4-1	2-0-0	2-2-0	9-2-1	DNP



TEAM HIGHS & LOWS

Virginia Tech - GAME HIGHS

POINTS	100	Delaware St. (11/20/19)
	80	USC Upstate (11/13/19)
	79	Lehigh (11/16/19)
	77	vs BYU (11/27/19)
	74	Coppin St. (11/08/19)
FIELD GOALS MADE	35	Delaware St. (11/20/19)
	31	vs BYU (11/27/19)
	31	Lehigh (11/16/19)
	31	USC Upstate (11/13/19)
FIELD GOAL ATTEMPTS	65	Lehigh (11/16/19)
	62	Delaware St. (11/20/19)
FIELD GOAL PERCENTAGE	.565 (35-62)	Delaware St. (11/20/19)
	.534 (31-58)	vs BYU (11/27/19)
	.534 (31-58)	USC Upstate (11/13/19)
3 PT FG MADE	21	Delaware St. (11/20/19)
	14	Lehigh (11/16/19)
3 PT FG ATTEMPTS	37	Delaware St. (11/20/19)
	37	Lehigh (11/16/19)
3 PT FG PERCENTAGE	.568 (21-37)	Delaware St. (11/20/19)
	.500 (11-22)	vs BYU (11/27/19)
FREE THROWS MADE	15	vs Michigan St. (11/25/19)
	14	at Clemson (11/05/19)
FREE THROW ATTEMPTS	22	vs Michigan St. (11/25/19)
	20	at Clemson (11/05/19)
FREE THROW PERCENTAGE	.750 (9-12)	Coppin St. (11/08/19)
	.750 (3-4)	Lehigh (11/16/19)
REBOUNDS	49	Coppin St. (11/08/19)
	44	at Clemson (11/05/19)
ASSISTS	29	Delaware St. (11/20/19)
	19	Lehigh (11/16/19)
	19	USC Upstate (11/13/19)
STEALS	8	vs Michigan St. (11/25/19)
	8	Lehigh (11/16/19)
BLOCKED SHOTS	6	vs Michigan St. (11/25/19)
	6	USC Upstate (11/13/19)
TURNOVERS	15	Coppin St. (11/08/19)
	13	at Clemson (11/05/19)
FOULS	19	vs Dayton (11/26/19)
	16	vs Michigan St. (11/25/19)

Opponent - GAME HIGHS

POINTS	90	vs BYU (11/27/19)
	89	vs Dayton (11/26/19)
	66	vs Michigan St. (11/25/19)
	64	Delaware St. (11/20/19)
	60	at Clemson (11/05/19)
FIELD GOALS MADE	35	vs Dayton (11/26/19)
	32	vs BYU (11/27/19)
FIELD GOAL ATTEMPTS	71	Coppin St. (11/08/19)
	64	at Clemson (11/05/19)
FIELD GOAL PERCENTAGE	.636 (35-55)	vs Dayton (11/26/19)
	.542 (32-59)	vs BYU (11/27/19)
3 PT FG MADE	17	vs BYU (11/27/19)
	11	vs Dayton (11/26/19)
3 PT FG ATTEMPTS	39	Coppin St. (11/08/19)
	34	vs BYU (11/27/19)
3 PT FG PERCENTAGE	.500 (17-34)	vs BYU (11/27/19)
	.458 (11-24)	vs Dayton (11/26/19)
FREE THROWS MADE	14	USC Upstate (11/13/19)
	10	vs Michigan St. (11/25/19)
FREE THROW ATTEMPTS	18	USC Upstate (11/13/19)
	15	at Clemson (11/05/19)
FREE THROW PERCENTAGE	.818 (9-11)	vs BYU (11/27/19)
	.800 (4-5)	Lehigh (11/16/19)
REBOUNDS	45	Coppin St. (11/08/19)
	43	vs Michigan St. (11/25/19)
ASSISTS	22	vs BYU (11/27/19)
	22	vs Dayton (11/26/19)
STEALS	8	Coppin St. (11/08/19)
	5	Delaware St. (11/20/19)
	5	Lehigh (11/16/19)
BLOCKED SHOTS	2	vs BYU (11/27/19)
	2	vs Michigan St. (11/25/19)
	2	USC Upstate (11/13/19)
	2	at Clemson (11/05/19)
TURNOVERS	19	Lehigh (11/16/19)
	16	vs Michigan St. (11/25/19)
	16	Coppin St. (11/08/19)
FOULS	21	vs Dayton (11/26/19)
	20	vs Michigan St. (11/25/19)

Virginia Tech - GAME LOWS

POINTS	62	vs Dayton (11/26/19)
	67	at Clemson (11/05/19)
	71	vs Michigan St. (11/25/19)
	74	Coppin St. (11/08/19)
	77	vs BYU (11/27/19)
FIELD GOALS MADE	22	vs Dayton (11/26/19)
	22	at Clemson (11/05/19)
FIELD GOAL ATTEMPTS	51	vs Dayton (11/26/19)
	52	vs Michigan St. (11/25/19)
FIELD GOAL PERCENTAGE	.386 (22-57)	at Clemson (11/05/19)
	.431 (22-51)	vs Dayton (11/26/19)
3 PT FG MADE	8	vs Dayton (11/26/19)
	9	at Clemson (11/05/19)
3 PT FG ATTEMPTS	21	vs Dayton (11/26/19)
	21	vs Michigan St. (11/25/19)
3 PT FG PERCENTAGE	.333 (11-33)	Coppin St. (11/08/19)
	.333 (9-27)	at Clemson (11/05/19)
FREE THROWS MADE	3	Lehigh (11/16/19)
	4	vs BYU (11/27/19)
FREE THROW ATTEMPTS	4	Lehigh (11/16/19)
	7	vs BYU (11/27/19)
	7	USC Upstate (11/13/19)
FREE THROW PERCENTAGE	.556 (10-18)	vs Dayton (11/26/19)
	.571 (4-7)	vs BYU (11/27/19)
REBOUNDS	21	vs Dayton (11/26/19)
	27	vs Michigan St. (11/25/19)
ASSISTS	11	at Clemson (11/05/19)
	13	vs Dayton (11/26/19)
STEALS	1	vs BYU (11/27/19)
	4	Delaware St. (11/20/19)
	4	at Clemson (11/05/19)
BLOCKED SHOTS	1	at Clemson (11/05/19)
	2	vs BYU (11/27/19)
TURNOVERS	8	vs BYU (11/27/19)
	8	USC Upstate (11/13/19)
FOULS	8	Lehigh (11/16/19)
	11	USC Upstate (11/13/19)

Opponent - GAME LOWS

POINTS	42	Coppin St. (11/08/19)
	53	Lehigh (11/16/19)
	57	USC Upstate (11/13/19)
	60	at Clemson (11/05/19)
	64	Delaware St. (11/20/19)
FIELD GOALS MADE	14	Coppin St. (11/08/19)
	20	USC Upstate (11/13/19)
FIELD GOAL ATTEMPTS	53	Lehigh (11/16/19)
	53	USC Upstate (11/13/19)
FIELD GOAL PERCENTAGE	.197 (14-71)	Coppin St. (11/08/19)
	.344 (22-64)	at Clemson (11/05/19)
3 PT FG MADE	3	USC Upstate (11/13/19)
	6	Coppin St. (11/08/19)
3 PT FG ATTEMPTS	22	Lehigh (11/16/19)
	23	vs Michigan St. (11/25/19)
3 PT FG PERCENTAGE	.120 (3-25)	USC Upstate (11/13/19)
	.154 (6-39)	Coppin St. (11/08/19)
FREE THROWS MADE	3	Delaware St. (11/20/19)
	4	Lehigh (11/16/19)
FREE THROW ATTEMPTS	5	Lehigh (11/16/19)
	7	Delaware St. (11/20/19)
FREE THROW PERCENTAGE	.429 (3-7)	Delaware St. (11/20/19)
	.571 (8-14)	vs Dayton (11/26/19)
REBOUNDS	26	Delaware St. (11/20/19)
	28	Lehigh (11/16/19)
ASSISTS	6	Coppin St. (11/08/19)
	8	USC Upstate (11/13/19)
STEALS	2	vs Dayton (11/26/19)
	3	vs BYU (11/27/19)
	3	vs Michigan St. (11/25/19)
	3	USC Upstate (11/13/19)
BLOCKED SHOTS	1	vs Dayton (11/26/19)
	1	Delaware St. (11/20/19)
	1	Lehigh (11/16/19)
	1	Coppin St. (11/08/19)
TURNOVERS	6	vs BYU (11/27/19)
	8	at Clemson (11/05/19)
FOULS	9	Lehigh (11/16/19)
	10	USC Upstate (11/13/19)





Mike YOUNG

- First season at Virginia Tech
- 18th as a head coach in Division I
- Produced three AP All-America selections at Wofford
- Took Wofford to five NCAA Tournament appearances

The Young File

PERSONAL

BORN: May 1, 1963
 HOMETOWN: Radford, Virginia
 FAMILY: Wife (Margaret), Children (Cooper & Davis)
 COACHING RECORD AT VIRGINIA TECH: 6-2 (1st year)
 CAREER HEAD COACHING RECORD: 305-246 (.554)

EDUCATION

Emory & Henry (1986)
 JOINED TECH STAFF: April 7, 2019
 YEARS OF COLLEGIATE HEAD COACHING: 18
 YEARS OF COLLEGIATE COACHING: 33

COACHING CAREER

Year	School
1986-88	Assistant Coach, Emory & Henry
1988-89	Assistant Coach, Radford
1989-02	Assistant Coach, Wofford
2002-19	Head Coach, Wofford
2019-present	Head Coach, Virginia Tech

ACCOMPLISHMENTS

Five NCAA Tournaments

2019, 2015, 2014, 2011, 2010

Five SoCon Tournament Championships

2019, 2015, 2014, 2011, 2010

Four SoCon Regular-Season Titles

2019, 2015, 2011, 2010

Two-time National Coach of the Year

2019 (Sporting News), 2010 (Hugh Durham)

Three AP All-America Selections

Fletcher Magee (2018-19) Karl Cochran (2014-15) Noah Dahlman (2009-10)

Four SoCon Player of the Years

Fletcher Magee (2017-18, 2018-19) Karl Cochran (2014-15) & Noah Dahlman (2009-10)

All-SoCon

24 selections (Coaches) 34 selections (media)

Mike Young begins his first season as the head men's basketball coach at Virginia Tech. The veteran head coach comes home to the New River Valley with a wealth of experience and the desire and focus to lead this Hokies program in its quest to be among the best in the ACC and the nation.

Since arriving in Blacksburg, Young has worked diligently to assemble a top-level coaching staff. Along with that staff, Young has devoted countless hours toward putting together a competitive roster for the 2019-20 season and making a noticeable impact on the always evolving national recruiting community.

The Radford, Virginia native joins the Hokies after a record-setting 17-year tenure as the head coach at Wofford. The Terriers posted a 30-5 overall record in 2018-19, including a perfect 18-0 mark in Southern Conference play, and registered a convincing 84-68 win over Seton Hall in the first round of the 2019 NCAA Tournament.

The 2019 Sporting News Coach of the Year, Young finished third in last season's Associated Press Coach of the Year voting behind Texas Tech's Chris Beard and Houston's Kelvin Sampson. In his 17 seasons at the helm as head coach of Wofford College, Young built the Terriers into one of the Southern Conference's preeminent programs and a perennial NCAA Tournament participant. He guided Wofford to five NCAA Tournament berths over the past 10 seasons and five Southern Conference championships. In addition to the on-court success of his teams, 100 percent of Young's student-athletes at Wofford who completed their eligibility graduated.

In addition to owning numerous coaching accolades, Young currently serves as a member of the NCAA's Men's Basketball Ethics Committee.

Young compiled a 299-244 (.551) overall record at Wofford and earned Southern Conference Coach of the Year honors four times (2010, 2014, 2015 and 2019). Under his guidance, the Terriers registered an impressive list of nonconference wins, including ones over the likes of Auburn, Cincinnati, Clemson, Georgia, Georgia Tech, NC State, Purdue, Seton Hall, South Carolina, Virginia Tech, Xavier and Wake Forest. Arguably the most compelling nonconference victory of his tenure at Wofford came on Dec. 20, 2017 when the Terriers faced then-No. 5 North Carolina at the Dean Smith Center in Chapel Hill, North Carolina and registered a 79-75 victory over head coach Roy Williams and the Tar Heels.

Prior to assuming the head coaching reins for the Terriers in 2002-03, Young was an assistant coach to current Wofford Director of Athletics Richard Johnson. Young came to Wofford after serving as a graduate assistant for one year under Oliver Purnell at Radford University.

A 1986 graduate of Emory & Henry College, he was a four-year letterman in basketball for coach Bob Johnson and the team captain his junior and senior seasons. He credits Johnson for having a major influence on his playing and coaching career.

Upon his graduation, Young became a full-time assistant coach for two years at Emory & Henry before moving on to Radford. Another of Young's mentors is Fletcher Arritt, longtime coach of Fork Union (Va.) Military Academy. Young played one season for him before attending Emory & Henry. In the summer of 2015, Young was inducted into the Emory & Henry College Sports Hall of Fame, as well as the Radford High School Hall of Fame.

Young and wife Margaret have a daughter, Cooper, a student at the University of the South, and a son, Davis, who is attending Blacksburg High School.





HUNTER CATTOOR (cuh-TOUR)

Freshman | 6-3 | 205
G | Orlando, Fla.

High School
Bishop Moore

Major: Business

0

AT THE RIM

- Has played in all eight games, drawing one start.
- Had two double-digit outings in Maui.
- Turned in a career-high 12 points thanks to a career-best four 3-pointers versus Dayton (11/26) while drawing five fouls.
- Played a career-high 30 minutes against No. 3 Michigan State (11/25), getting 10 points, two rebounds and three assists.
- Tallied eight points, six rebounds and a career-high four assists against Delaware State (11/20).
- Hit three 3-pointers for the second game in a row, racking up 11 points with one rebound, two assists, one block and a career-high two steals versus Lehigh (11/16).
- Scored his first collegiate points against Coppin State (11/8) in the home opener, ending up with five points, while collecting a career-high eight rebounds, three assists and a steal.
- Started his first game at Tech, earning it at Clemson (11/5) in the opener, playing 27 minutes and recording four rebounds.
- Originally committed to Wofford, but signed with the Hokies after Virginia Tech's hiring of Mike Young.
- Four-year letterwinner at Bishop Moore High School.
- FHSAA 6A first-team All-State and District Player of the Year.
- Scored 1,420 career points in high school.
- A three-star on 247 Sports.
- Rated as the 42nd-best player in the state of Florida.
- Four-year team captain.
- Also played quarterback on Bishop Moore's football team for one season.

CAREER HIGHS

Statistic	Value
Points	12 vs Dayton 11/26/19
Rebounds	8 vs Coppin St. 11/08/19
Assists	4 vs Delaware St. 11/20/19
Steals	2 vs Lehigh 11/16/19
Blocks	1 vs Coppin St. 11/08/19, vs Lehigh 11/16/19, vs Michigan St. 11/25/19
FG Made	4 vs Lehigh 11/16/19, vs Michigan St. 11/25/19, vs Dayton 11/26/19
FG Attempts	8 vs Lehigh 11/16/19, vs Michigan St. 11/25/19
3FG Made	4 vs Dayton 11/26/19
3FG Attempts	7 vs Lehigh 11/16/19
FT Attempts	2 vs Dayton 11/26/19

GAME-BY-GAME STATS

Opponent	Date	GS	MIN	Total			3-Pointers			Free throws			Rebounds			PF	A	T/O	BLK	STL	PTS	AVG
				FG-FGA	PCT	3FG-3FGA	PCT	FT-FTA	PCT	OFF	DEF	TOT	AVG									
at Clemson	11/05/19	*	27:13	0-3	.000	0-2	.000	0-0	.000	0	4	4	4.0	1	0	1	0	0	0	0	0	0
Coppin St.	11/08/19		22:03	2-6	.333	1-5	.200	0-0	.000	1	7	8	6.0	1	3	1	1	1	1	5	2.5	
USC Upstate	11/13/19		22:36	3-7	.429	3-6	.500	0-0	.000	0	0	0	4.0	0	1	1	0	0	0	9	4.7	
Lehigh	11/16/19		21:54	4-8	.500	3-7	.429	0-0	.000	0	1	1	3.3	0	2	0	1	2	11	6.3		
Delaware St.	11/20/19		23:07	3-6	.500	2-4	.500	0-0	.000	0	6	6	3.8	1	4	0	0	0	0	8	6.6	
vs Michigan St.	11/25/19		30:13	4-8	.500	2-5	.400	0-0	.000	0	2	2	3.5	3	3	0	1	1	10	7.2		
vs Dayton	11/26/19		30:30	4-7	.571	4-6	.667	0-2	.000	0	1	1	3.1	3	0	1	0	1	12	7.9		
vs BYU	11/27/19		21:01	1-2	.500	1-2	.500	0-1	.000	0	4	4	3.3	3	0	1	0	0	3	7.3		
Totals			1:198:37	21-47	.447	16-37	.432	0-3	.000	1	25	26	3.3	12	13	5	3	5	58	7.3		

CAREER HIGHS

SEASON	TEAM	Field Goals			3-Point			F-Throws			Rebounds			Scoring						
		GS	MIN	AVG	FG-FGA	FG%	3FG-3FGA	3FG%	FT-FTA	FT%	OFF	DEF	TOT	AVG	PF	FO	AST	TOT	BLK	STL
2019-20	Hokies	8-1	199/24.8	21-47	.447	16-37	.432	0-3	.000	1	25	26	3.3	12	13	5	3	5	58	7.3
TOTAL		8-1	199/24.8	21-47	.447	16-37	.432	0-3	.000	1	25	26	3.3	12	13	5	3	5	58	7.3



ISAIAH WILKINS

Sophomore | 6-4 | 225
G | Winston-Salem, N.C.

High School
Mount Tabor

Major: Communications

1

AT THE RIM

- Has played in all eight games, starting two contests.
- Tallied three points, three rebounds and a block versus Dayton (11/26).
- Turned in two points, one assist, one rebound and a steal in the win over No. 3 Michigan State (11/25).
- Turned in a season-high 15 points thanks to five 3-pointers, while collecting six rebounds and a career-high seven assists against Delaware State (11/20).
- Chipped in four rebounds, one block and two points versus Lehigh (11/16).
- Tallied seven points, seven rebounds and a steal versus Coppin State (11/8) in the home opener.
- Recorded four points, six rebounds, two assists and a steal at Clemson (11/5) in the season opener.
- Played in 34 games, starting one of those (Central Connecticut State on Dec 1) in 2018-19.
- Registered two points, one rebound, two assists and a steal versus Duke in the Sweet 16.
- Scored in double figures for the second straight game for the first time of his career, posting 10 points and three rebounds vs. Miami (Fla) in the second round of the ACC Tournament.
- Opened the season with a career-high 21 points on 7-of-10 shooting with five triples, as well as three rebounds, one assist and one steal against Gardner-Webb.

CAREER HIGHS

Statistic	Value
Points	21 vs Gardner-Webb 11/09/18
Rebounds	8 vs Saint Francis (PA) 11/24/18
Assists	7 vs Delaware St. 11/20/19
Steals	2 vs South Carolina St. 12/09/18, vs Wake Forest 01/19/19
Blocks	2 vs Northeastern 11/16/18
FG Made	7 vs Gardner-Webb 11/09/18
FG Attempts	10 vs Gardner-Webb 11/09/18, vs Delaware St. 11/20/19
3FG Made	5 vs Gardner-Webb 11/09/18, vs Delaware St. 11/20/19
3FG Attempts	7 vs Gardner-Webb 11/09/18, vs Delaware St. 11/20/19
FT Made	3 at Notre Dame 02/23/19, vs Saint Francis (PA) 11/24/18, vs UMES 12/28/18
FT Attempts	4 4 times

GAME-BY-GAME STATS

Opponent	Date	GS	MIN	Total			3-Pointers			Free throws			Rebounds			PF	A	T/O	BLK	STL	PTS	AVG
				FG-FGA	PCT	3FG-3FGA	PCT	FT-FTA	PCT	OFF	DEF	TOT	AVG									
at Clemson	11/05/19	*	20:35	1-7	.143	1-5	.200	1-3	.333	4	2	6	6.0	5	2	2	0	1	4	4.0		
Coppin St.	11/08/19	*	23:15	3-8	.375	1-3	.333	0-0	.000	1	6	7	6.5	2	0	3	0	1	7	5.5		
USC Upstate	11/13/19		19:37	1-5	.200	0-4	.000	0-0	.000	0	4	4	5.7	1	2	0	0	0	2	4.3		
Lehigh	11/16/19		15:13	1-5	.200	0-3	.000	0-0	.000	0	4	4	5.3	1	0	0	1	0	2	3.8		
Delaware St.	11/20/19		25:47	5-10	.500	0-7	.714	0-0	.000	1	5	6	5.4	1	7	0	0	0	15	6.0		
vs Michigan St.	11/25/19		09:53	1-4	.250	0-1	.000	0-0	.000	1	0	1	4.7	0	1	0	1	0	1	2	5.3	
vs Dayton	11/26/19		12:59	1-3	.333	0-1	.000	1-2	.500	0	3	3	4.4	1	1	0	1	0	3	5.0		
vs BYU	11/27/19		10:51	1-1	1.000	1-1	1.000	0-0	.000	0	1	1	4.0	1	0	0	0	0	3	4.8		
Totals			2:138:10	14-43	.326	8-25	.320	2-5	.400	7	25	32	4.0	12	13	5	2	3	38	4.8		

CAREER STATS

SEASON	TEAM	Field Goals			3-Point			F-Throws			Rebounds			Scoring						
		GS	MIN	AVG	FG-FGA	FG%	3FG-3FGA	3FG%	FT-FTA	FT%	OFF	DEF	TOT	AVG	PF	FO	AST	TOT	BLK	STL
2018-19	Hokies	34-1	486/14.3	57-117	.487	22-54	.407	23-31	.742	31	47	78	2.3	37-0	20	20	2	18	159	4.7
2019-20	Hokies	8-2	138/17.3	14-43	.326	8-25	.320	2-5	.400	7	25	32	4.0	12-1	13	5	2	3	38	4.8
TOTAL		42-3	624/14.9	71-160	.444	30-79	.380	25-36	.694	38	72	110	2.6	49-1	33	25	4	21	197	4.7





LANDERS NOLLEY II (NAH-lee)

Redshirt Freshman | 6-7 | 225
G/F | Atlanta, Ga.

High School
Langston Hughes

Major: Public Health

2

Two-time ACC Freshman of the Week (11/18/19 & 12/2/19)
Maui Jim Maui Invitational All-Tournament Team
2018-19 ACC Academic Honor Roll

AT THE RIM

- Has played in all eight games, starting each contest.
- Has scored in double figures in all games this season.
- Had his second 20-point outing (22) in Maui vs. BYU (11/27).
- Had ice in his veins against No. 3 Michigan State, scoring five points the final 1:30 of the game to put Sparty away.
- Finished the MSU game with a game-high 22 points off of four 3s and a career-high eight free throws, going 8-for-8, while getting it done defensively as well, setting new career highs with three steals and two blocks.
- Hit the most 3-pointers by an ACC player this season, making seven triples on his way to 27 points, while collecting five rebounds, four assists and two steals versus Lehigh (11/16).
- Turned in the best debut by a freshman in Tech history, breaking the school record of most points in a debut with a career-high 30 points, while posting five boards and two steals.
- His 30 points were the fourth-most by an ACC freshman in a debut and were the most since Duke's R.J. Barrett (33) last year.
- Attended Langston Hughes High School in Fairburn, Georgia.
- Had 26 points and six rebounds in the 2017 state 6A title game, leading Langston Hughes to the first of two state titles.
- His father, Landers Nolley Sr., played for Dale Brown at LSU.

CAREER HIGHS

Statistic	Value
Points	30 at Clemson 11/05/19
Rebounds	7 vs Coppin St. 11/08/19, vs BYU 11/27/19
Assists	5 vs Michigan St. 11/25/19
Steals	3 vs Michigan St. 11/25/19
Blocks	2 vs Michigan St. 11/25/19
FG Made	12 at Clemson 11/05/19
FG Attempts	23 at Clemson 11/05/19
3FG Made	7 vs Lehigh 11/16/19
3FG Attempts	12 vs Lehigh 11/16/19
FT Made	8 vs Michigan St. 11/25/19
FT Attempts	8 vs Michigan St. 11/25/19

GAME-BY-GAME STATS

Opponent	Date	GS	MIN	Total	3-Pointers	Free throws	Rebounds	Pts	PF	A	T/O	BLK	STL	PTS	AVG							
				FG-FGA	PCT	3FG-3FGA	PCT	FT-FTA	PCT	OFF	DEF	TOT	AVG									
at Clemson	11/05/19	*	36:57	12-23	.522	4-8	.500	2-4	.500	1	4	5	5	3	0	5	0	2	30	30.0		
Coppin St.	11/08/19	*	26:20	3-10	.300	0-5	.000	5-7	.714	0	7	7	6	0	1	3	1	1	11	20.5		
USC Upstate	11/13/19	*	33:35	8-14	.571	4-7	.571	3-4	.750	0	6	6	6	0	3	2	0	1	23	21.3		
Lehigh	11/16/19	*	29:46	10-19	.526	7-12	.583	0-0	.000	0	5	5	5	8	2	4	5	1	27	22.8		
Delaware St.	11/20/19	*	18:25	4-8	.500	2-5	.400	0-0	.000	0	1	1	4	8	1	3	2	0	10	20.2		
vs Michigan St.	11/25/19	*	36:30	5-12	.417	4-6	.667	8-8	1.000	0	4	4	4	7	0	5	3	2	22	20.5		
vs Dayton	11/26/19	*	24:28	5-13	.385	3-6	.500	2-2	1.000	0	6	6	4	9	3	1	3	0	15	19.7		
vs BYU	11/27/19	*	35:30	9-18	.500	3-4	.750	1-1	1.000	0	7	7	5	1	1	1	0	1	22	20.0		
Totals				8	241:31	56-117	.479	27-53	.509	21-26	.808	1	40	41	5.1	11	18	24	4	11	160	20.0

CAREER STATS

SEASON	TEAM	GP-GS	MIN	AVG	FG-FGA	FG%	3FG-3FGA	3FG%	FT-FTA	FT%	OFF	DEF	TOT	AVG	PF	FO	AST	TO	BLK	STL	PTS	AVG
2019-20	Hokies	8-8	242/30.2	56-117	.479	27-53	.509	21-26	.808	1	40	41	5.1	11-0	18	24	4	11	160	20.0		
TOTAL		8-8	242/30.2	56-117	.479	27-53	.509	21-26	.808	1	40	41	5.1	11-0	18	24	4	11	160	20.0		



WABISSA BEDE (wa-BEE-sah BEE-dee)

Junior | 6-0 | 200
G | North Andover, Mass.

High School
Cushing Academy

Major: Communications

3

2018-19 ACC Academic Honor Roll

AT THE RIM

- Has played in all eight games, starting each contest.
- After not scoring in double figures his first six games, has had two double-digit outings in his last three – all in Maui.
- Recorded 11 points, four rebounds and seven assists versus BYU (11/27).
- Tallied six points, two rebounds, six assists and a season-high three steals versus Dayton (11/26).
- Played his best offensive game yet this season, recording a season-high 11 points, three rebounds and five assists versus then-No. 3 Michigan State (11/25).
- Tied his career high of 10 assists against Delaware State (11/20), while tallying five rebounds and five points.
- Posted four points, three rebounds, six assists and a season-high three steals versus Lehigh (11/16).
- Tallied seven points, two rebounds, eight assists, one block and a steal versus USC Upstate (11/13).
- Had a near double-double against Coppin State (11/8) in the home opener, collecting two career highs with nine rebounds and 10 assists, while hitting a 3-pointer.
- Filled up the stat sheet at Clemson (11/5) in the season opener, recording seven points, eight rebounds and six assists.
- Played in 35 games, starting 28 of those in 2018-19.

CAREER HIGHS

Statistic	Value
Points	14 vs UMES 12/28/18
Rebounds	9 vs Coppin St. 11/08/19
Assists	10 vs Coppin St. 11/08/19, vs Delaware St. 11/20/19
Steals	4 vs Gardner-Webb 11/09/18, at Clemson 02/09/19, at NC State 02/02/19
Blocks	2 vs The Citadel 11/12/17
FG Made	5 vs UMES 12/28/18, vs BYU 11/27/19
FG Attempts	13 vs BYU 11/27/19
3FG Made	4 vs UMES 12/28/18
3FG Attempts	5 vs Duke 02/26/19, vs BYU 11/27/19
FT Made	6 vs Houston Baptist 11/21/17
FT Attempts	9 vs Michigan St. 11/25/19


GAME-BY-GAME STATS

Opponent	Date	GS	MIN	Total	3-Pointers	Free throws	Rebounds	Pts	PF	A	T/O	BLK	STL	PTS	AVG							
				FG-FGA	PCT	3FG-3FGA	PCT	FT-FTA	PCT	OFF	DEF	TOT	AVG									
at Clemson	11/05/19	*	31:44	2-4	.500	0-1	.000	3-4	.750	0	8	8	8	0	3	6	3	1	0	7	7.0	
Coppin St.	11/08/19	*	24:15	1-4	.250	1-3	.333	0	.000	0	9	9	8	5	2	10	2	0	2	3	5.0	
USC Upstate	11/13/19	*	25:44	3-8	.375	1-2	.500	0	.000	0	2	2	6	3	2	8	2	1	1	7	5.7	
Lehigh	11/16/19	*	25:14	2-6	.333	0-2	.000	0	.000	0	3	3	5	5	1	6	1	0	3	4	5.3	
Delaware St.	11/20/19	*	23:15	2-3	.667	1-2	.500	0-2	.000	0	5	5	4	0	10	0	0	1	5	5.2		
vs Michigan St.	11/25/19	*	30:43	3-10	.300	0-3	.000	5-9	.556	0	3	3	5	0	4	5	2	1	0	11	6.2	
vs Dayton	11/26/19	*	33:34	2-9	.222	0-4	.000	2-3	.667	0	2	2	4	6	3	6	1	0	3	6	6.1	
vs BYU	11/27/19	*	34:07	5-13	.385	1-5	.200	0-1	.000	1	3	4	4	5	2	7	2	0	0	11	6.8	
Totals				8	228:36	20-57	.351	4-22	.182	10-19	.526	1	35	36	4.5	17	58	13	3	10	54	6.8

CAREER STATS

SEASON	TEAM	GP-GS	MIN	AVG	FG-FGA	FG%	3FG-3FGA	3FG%	FT-FTA	FT%	OFF	DEF	TOT	AVG	PF	FO	AST	TO	BLK	STL	PTS	AVG
2017-18	Hokies	28-0	233/8.3	25-51	.490	9-17	.529	11-18	.611	4	20	24	0.9	27-1	23	9	3	7	70	2.5		
2018-19	Hokies	35-26	886/25.3	51-127	.402	23-65	.354	7-13	.538	8	78	86	2.5	58-0	82	37	3	38	132	3.8		
2019-20	Hokies	8-8	229/28.6	20-57	.351	4-22	.182	10-19	.526	1	35	36	4.5	17-0	58	13	3	10	54	6.8		
TOTAL		71-34	1348/19.0	96-235	.409	36-104	.346	28-50	.560	13	133	146	2.1	102-1	163	59	9	55	256	3.6		





NAHIEM ALLEYNE (na-HEEM ah-LEAN)

Freshman | 6-3 | 195
G | Buford, Ga.

High School
Mountain View

Major: University Studies

4

AT THE RIM

- Has played in all eight games, drawing seven starts.
- Posted 12 points, three rebounds and tied a career-high four assists against BYU (11/27).
- Tallied nine points, getting to the foul line a team-high five times, two rebounds and three assists versus Dayton (11/26).
- Posted 10 points, three rebounds and a career-high two steals in the win over No. 3 Michigan State (11/25).
- Registered a career-high 20 points, including 15 of those off of five triples, four rebounds, one assist, two blocks and a steal against Delaware State (11/20).
- Played more of a distributor role against USC Upstate (11/13), dishing out a career-high four assists while collecting nine points, two rebounds and a block.
- In his first career start, dropped a career-high 18 points thanks to four 3-pointers, while getting two rebounds against Coppin State (11/8) in the home opener.
- On his first two shots in college, buried two 3-pointers and would end up with 11 points, while collecting three rebounds, one assist and a steal at Clemson (11/5) in the season opener.
- Two-year letterwinner at Mountain View High School.
- GHSA All-State and All-Region.
- Averaged 17.2 points per game and made 63 three-pointers in the 2018-19 season.
- A three-star on 247 Sports.
- Ranked as the 21st-best player in the state of Georgia.

CAREER HIGHS

Statistic	Value
Points	20 vs Delaware St. 11/20/19
Rebounds	4 vs Delaware St. 11/20/19
Assists	4 vs USC Upstate 11/13/19, vs BYU 11/27/19
Steals	2 vs Michigan St. 11/25/19
Blocks	2 vs Delaware St. 11/20/19
FG Made	7 vs Delaware St. 11/20/19
FG Attempts	11 vs Delaware St. 11/20/19
3FG Made	5 vs Delaware St. 11/20/19
3FG Attempts	9 vs Delaware St. 11/20/19
FT Made	5 at Clemson 11/05/19
FT Attempts	6 at Clemson 11/05/19

GAME-BY-GAME STATS

Opponent	Date	GS	MIN	Total FG-FGA	PCT	3-Pointers 3FG-FGA	PCT	Free throws FT-FTA	PCT	Rebounds OFF	DEF	TOT	AVG	PF	A	T/O	BLK	STL	PTS	AVG	
at Clemson	11/05/19		22:44	2-9	.222	2-6	.333	5-6	.833	0	3	3	3.0	1	1	1	0	1	11	11.0	
Coppin St.	11/08/19	*	23:28	6-8	.750	4-6	.667	2-2	1.000	0	2	2	2.5	0	0	1	0	0	18	14.5	
USC Upstate	11/13/19	*	25:13	3-6	.500	1-3	.333	2-3	.667	0	2	2	2.3	0	4	0	1	0	9	12.7	
Lehigh	11/16/19	*	20:43	1-7	.143	0-3	.000	3-4	.750	0	2	2	2.3	0	1	0	0	0	5	10.8	
Delaware St.	11/20/19	*	31:15	7-11	.636	5-9	.556	1-1	1.000	0	4	4	2.6	0	1	0	2	1	20	12.6	
vs Michigan St.	11/25/19	*	33:51	3-10	.300	2-4	.500	2-3	.667	0	3	3	2.7	2	1	0	0	2	10	12.2	
vs Dayton	11/26/19	*	30:57	3-8	.375	0-1	.000	3-5	.600	0	2	2	2.6	2	3	1	0	0	9	11.7	
vs BYU	11/27/19	*	36:28	5-8	.625	2-4	.500	0-0	.000	0	3	3	2.6	1	4	2	1	0	12	11.8	
Totals			7	224:39	30-67	.448	16-36	.444	18-24	.750	0	21	21	2.6	6	15	5	4	4	94	11.8

CAREER STATS

SEASON	TEAM	GP-GS	MIN	AVG	Field Goals FG-FGA	FG%	3FG-FGA	3FG%	FT-FTA	FT%	OFF	DEF	TOT	AVG	PF	FO	AST	BLK	STL	PTS	AVG
2019-20	Hokies	8-7	225:28.1	30-67	.448	16-36	.444	18-24	.750	0	21	21	2.6	6-0	15	5	4	4	4	94	11.8
TOTAL		8-7	225:28.1	30-67	.448	16-36	.444	18-24	.750	0	21	21	2.6	6-0	15	5	4	4	4	94	11.8



JONATHAN KABONGO (kuh-BONGO)

Sophomore | 6-4 | 195
G | Toronto, Canada

High School
Thornlea Secondary

Major: Creative Writing

10

AT THE RIM

- Has yet to see action.
- Played in 21 games in 2018-19.
- Hit a 3-pointer, pulled down two rebounds and swatted a shot against Miami (Fla) in the second round of the ACC Tournament.
- Tied a career high and scored an ACC-high six points at Pitt, while collecting ACC highs in three categories—two rebounds, one assist and a steal in his second-most minutes of the season with 13.
- Scored his first points in ACC action, coming off the bench in the final minute and making a layup versus Syracuse.
- Played in his first league game against Wake Forest .
- Scored his first points as a Hokie against Central Connecticut State, nailing a 3-pointer.
- Played in the season opener against Gardner-Webb, earning his first assist.

CAREER HIGHS

Statistic	Value
Points	6 at Pittsburgh 02/16/19, vs UMES 12/28/18
Rebounds	2 at Pittsburgh 02/16/19, vs Northeastern 11/16/18, vs Miami (FL) 03/13/19
Assists	1 4 times
Steals	1 at Notre Dame 02/23/19, at Pittsburgh 02/16/19, vs South Carolina St. 12/09/18
Blocks	1 vs Miami (FL) 03/13/19
FG Made	2 at Pittsburgh 02/16/19, vs UMES 12/28/18
FG Attempts	5 vs UMES 12/28/18
3FG Made	2 at Pittsburgh 02/16/19
3FG Attempts	4 vs Central Conn. St. 12/01/18, vs UMES 12/28/18
FT Made	1 vs Virginia 02/18/19, vs UMES 12/28/18
FT Attempts	2 vs UMES 12/28/18

GAME-BY-GAME STATS

CAREER STATS

SEASON	TEAM	GP-GS	MIN	AVG	Field Goals FG-FGA	FG%	3FG-FGA	3FG%	FT-FTA	FT%	OFF	DEF	TOT	AVG	PF	FO	AST	BLK	STL	PTS	AVG
2018-19	Hokies	21-0	102:4.8	11-28	.393	7-22	.318	2-4	.500	0	12	12	0.6	10-0	4	4	1	3	31	1.5	
TOTAL		21-0	102:4.8	11-28	.393	7-22	.318	2-4	.500	0	12	12	0.6	10-0	4	4	1	3	31	1.5	





BRENDAN PALMER

Sophomore | 6-4 | 195
G | Winston-Salem, N.C.

High School
Forsyth Country Day

Major: Public Health

11

2018-19 ACC Academic Honor Roll

AT THE RIM

- Has played in one game.
- Came in off the bench in the final two minutes against Coppin State (11/8) in the home opener, earning his first career rebound and a steal.
- Appeared in four games in the 2018-19 season.
- Played in his first ACC game against Miami (Fla.).
- Appeared versus Central Connecticut State.
- Came in against St. Francis (Pa.).
- College debut was versus Northeastern.
- Member of the National Honor Society.
- Lettered previous season at Calvary Day School, where he also ran track.

CAREER HIGHS

Statistic	Value
Rebounds	1 vs Coppin St. 11/08/19
Steals	1 vs Coppin St. 11/08/19
FG Attempts	2 vs Coppin St. 11/08/19
3FG Attempts	2 vs Coppin St. 11/08/19

GAME-BY-GAME STATS

Opponent	Date	GS	MIN	Total		3-Pointers		Free throws		Rebounds			PF	A	T/O	BLK	STL	PTS	AVG
				FG-FGA	PCT	3FG-3FGA	PCT	FT-FTA	PCT	OFF	DEF	TOT							
Coppin St.	11/08/19	0	02:09	0-2	.000	0-2	.000	0-0	.000	0	1	1	1.0	0	0	0	1	0	0.0
Totals		0	02:09	0-2	.000	0-2	.000	0-0	.000	0	1	1	1.0	0	0	0	1	0	0.0

CAREER STATS

SEASON	TEAM	GP-GS	MIN	Field Goals		3-Point		F-Throws		Rebounds			Scoring							
				FG-FGA	FG%	3FG-FGA	3FG%	FT-FTA	FT%	OFF	DEF	TOT	AVG	PF	A	T/O	BLK	STL	PTS	AVG
2018-19	Hokies	4-0	3/0.7	0-0	.000	0-0	.000	0-0	.000	0	0	0	0.0	0-0	0	0	0	0	0	0.0
2019-20	Hokies	1-0	2/2.2	0-2	.000	0-2	.000	0-0	.000	0	1	1	1.0	0-0	0	0	0	1	0	0.0
TOTAL		5-0	5/1.0	0-2	.000	0-2	.000	0-0	.000	0	1	1	0.2	0-0	0	0	0	1	0	0.0



P.J. HORNE

Junior | 6-6 | 225
F | Tifton, Ga.

High School
Tift County

Major: Sociology

14

2018-19 ACC Academic Honor Roll

AT THE RIM

- Has played in all eight games, starting each contest.
- Has hit at least one 3-pointer in every game this year after only making one last year in 29 games.
- Scored his second-most points of the season (13) against BYU (11/27), while collecting four rebounds, one assist and a block.
- Tied his season high of seven rebounds against then-No. 3 Michigan State (11/25) and went on to post 12 points, an assist and a block.
- Racked up the second-most points of his career with 14 against Lehigh (11/16), a season high, while collecting five rebounds.
- Tallied nine points for the second straight game, four rebounds and a block versus USC Upstate (11/13).
- Registered nine points – all off 3-pointers – three rebounds and two assists versus Coppin State (11/8) in the home opener.
- Posted eight points, seven rebounds, two assists and, arguably the most important play of the game, a game-changing dunk to put Tech up three with a minute to go.
- Played in 29 games last season, starting four contests. Posted a season-high 13 points against North Carolina A&T on 5-of-6 shooting with three free throws.

CAREER HIGHS

Statistic	Value
Points	16 vs Iowa 11/28/17
Rebounds	7 vs Miami (FL) 02/03/18, at Clemson 11/05/19, vs Michigan St. 11/25/19
Assists	3 vs Saint Francis (PA) 11/24/18
Steals	1 11 times
Blocks	2 vs South Carolina St. 12/09/18, vs Houston Baptist 11/21/17, vs Dayton 11/26/19
FG Made	6 vs VMI 12/05/18, vs Iowa 11/28/17, vs Lehigh 11/16/19
FG Attempts	10 vs Detroit Mercy 11/10/17
3FG Made	3 vs Coppin St. 11/08/19, vs BYU 11/27/19
3FG Attempts	4 4 times
FT Made	4 vs Iowa 11/28/17, vs N.C. A&T 12/28/17, vs Clemson 02/21/18
FT Attempts	7 vs Miami (FL) 02/03/18

GAME-BY-GAME STATS

Opponent	Date	GS	MIN	Total		3-Pointers		Free throws		Rebounds			PF	A	T/O	BLK	STL	PTS	AVG	
				FG-FGA	PCT	3FG-3FGA	PCT	FT-FTA	PCT	OFF	DEF	TOT								AVG
at Clemson	11/05/19	*	35:41	3-7	.429	1-4	.250	1-1	1.000	0	7	7	7.0	1	2	1	0	0	8	8.0
Coppin St.	11/08/19	*	22:36	3-5	.600	3-4	.750	0-0	.000	1	2	3	5.0	1	2	1	0	1	9	8.5
USC Upstate	11/13/19	*	25:00	4-7	.571	1-2	.500	0-0	.000	0	4	4	4.7	3	0	1	1	0	9	8.7
Lehigh	11/16/19	*	25:50	6-8	.750	2-4	.500	0-0	.000	4	1	5	4.8	1	0	2	0	0	14	10.0
Delaware St.	11/20/19	*	15:21	3-6	.500	1-3	.333	0-0	.000	1	1	2	4.2	2	1	3	0	0	7	9.4
vs Michigan St.	11/25/19	*	29:40	5-6	.833	2-2	1.000	0-1	.000	4	3	7	4.7	3	1	1	1	0	12	9.8
vs Dayton	11/26/19	*	28:03	3-4	.750	1-2	.500	0-0	.000	1	2	3	4.4	2	1	1	2	1	7	9.4
vs BYU	11/27/19	*	31:23	5-6	.833	3-4	.750	0-0	.000	0	4	4	4.4	1	1	1	1	0	13	9.9
Totals		8	213:34	32-49	.653	14-25	.560	1-2	.500	11	24	35	4.4	14	8	11	5	2	79	9.9

CAREER STATS

SEASON	TEAM	GP-GS	MIN	Field Goals		3-Point		F-Throws		Rebounds			Scoring							
				FG-FGA	FG%	3FG-FGA	3FG%	FT-FTA	FT%	OFF	DEF	TOT	AVG	PF	A	T/O	BLK	STL	PTS	AVG
2017-18	Hokies	28-1	327/11.7	49-83	.590	2-6	.333	28-42	.667	31	36	67	2.4	40-2	2	18	7	4	128	4.6
2018-19	Hokies	29-4	379/13.1	42-74	.568	1-8	.125	12-16	.750	32	33	65	2.2	49-0	10	26	8	5	97	3.3
2019-20	Hokies	8-8	214/26.7	32-49	.653	14-25	.560	1-2	.500	11	24	35	4.4	14-0	8	11	5	2	79	9.9
TOTAL		65-13	919/14.1	123-206	.597	17-39	.436	41-60	.683	74	93	167	2.6	103-2	20	55	20	11	304	4.7





JALEN CONE

Freshman | 5-10 | 170
G | Walkertown, N.C.

High School
Walkertown

Major: Undecided

15

AT THE RIM

- Has played in all eight games.
- Did not play for more than 10 minutes a game in Maui, scoring two points on two occasions against BYU (11/27) and then-No. 3 Michigan State (11/25).
- Turned in a career-high 17 points vs. Delaware State (11/20), hitting five 3-pointers and doing it in just 18 minutes of action.
- Dished out a career-high four assists with eight points and a rebound versus Lehigh (11/16).
- Was hot from downtown against USC Upstate (11/13), making three 3-pointers - first game scoring in double figures (11).
- Posted three points and one rebound in eight minutes of action at Clemson (11/5) in the season opener.
- Four-year letterwinner at Walkertown High School under head coach Kevin Thompson.
- Averaged 25.7 points and 6.6 assists per game in the 2018-19 season and 35.5 ppg in the 2017-18 season.
- Won the Frank Spencer Award (top player) in Northwest N.C.
- Top 100 prospect, ranked as the No. 8 point guard in the nation and a four-star prospect by 247Sports.com.
- Reclassified from the 2020 class and graduated from high school this summer a year early.
- Ranked 53rd in the ESPN 100 rankings for the Class of 2020.
- Second-team All-State selection as a junior by USA Today and the North Carolina Basketball Coaches Association.
- Has a daughter named Ivy Faithe Cone.

CAREER HIGHS

Statistic	Value
Points	17 vs Delaware St. 11/20/19
Rebounds	2 vs Michigan St. 11/25/19
Assists	4 vs Lehigh 11/16/19
Steals	1 vs Delaware St. 11/20/19
FG Made	5 vs Delaware St. 11/20/19
FG Attempts	8 vs Delaware St. 11/20/19
3FG Made	5 vs Delaware St. 11/20/19
3FG Attempts	7 vs Delaware St. 11/20/19
FT Made	2 vs Delaware St. 11/20/19, vs BYU 11/27/19
FT Attempts	2 vs Delaware St. 11/20/19, vs BYU 11/27/19

GAME-BY-GAME STATS

Opponent	Date	GS	MIN	Total			3-Pointers		Free throws		Rebounds				PF	A	T/O	BLK	STL	PTS	AVG
				FG	FGA	PCT	3FG	3FGA	PCT	FT	FTA	PCT	OFF	DEF							
at Clemson	11/05/19		08:16	1-2	.500	1-1	1.000	0-0	.000	0	1	1	1.0	0	0	0	0	0	3	3.0	
Coppin St.	11/08/19		15:45	2-7	.286	1-4	.250	0-0	.000	0	1	1	1.0	2	0	3	0	0	5	4.0	
USC Upstate	11/13/19		14:16	4-5	.800	3-3	1.000	0-0	.000	0	1	1	1.0	3	0	1	0	0	11	6.3	
Lehigh	11/16/19		14:46	3-5	.600	2-4	.500	0-0	.000	0	1	1	1.0	2	4	1	0	0	8	6.8	
Delaware St.	11/20/19		17:55	5-8	.625	5-7	.714	2-2	1.000	1	0	1	1.0	1	1	2	0	1	17	8.8	
vs Michigan St.	11/25/19		09:17	1-1	1.000	0-0	.000	0-1	.000	0	2	2	1.2	3	0	2	0	0	2	7.7	
vs Dayton	11/26/19		07:20	0-1	.000	0-0	.000	0-0	.000	0	0	0	1.0	2	0	1	0	0	0	6.6	
vs BYU	11/27/19		05:53	0-3	.000	0-2	.000	2-2	1.000	0	0	0	0.9	1	0	0	0	0	2	6.0	
Totals			0 93:28	16-32	.500	12-21	.571	4-5	.800	1	6	7	0.9	14	5	10	0	1	48	6.0	

CAREER STATS

SEASON	TEAM	GP	GS	MIN	Field Goals			3-Point		F-Throws		Rebounds				Scoring				
					FG	FGA	FG%	3FG	3FGA	3FG%	FT	FTA	FT%	OFF	DEF	TOT	AVG	PF	FO	AST
2019-20	Hokies	8-0	93/11.7	16-32	.500	12-21	.571	4-5	.800	1	6	7	0.9	14-0	5	10	0	1	48	6.0
TOTAL		8-0	93/11.7	16-32	.500	12-21	.571	4-5	.800	1	6	7	0.9	14-0	5	10	0	1	48	6.0



JOHN OJIAKO (OH-gee-ah-co)

Freshman | 6-10 | 240
F | Lagos, Nigeria

High School
Admiral Farragut

Major: Undecided

21

AT THE RIM

- Has played in all eight games.
- Posted two points and two rebounds versus BYU (11/27).
- Hit another six-foot fadeaway from the same left block against Dayton (11/26), finishing with four points a board.
- Pulled down a rebound and made a six-foot fadeaway against No. 3 Michigan State (11/25).
- Had a near double-double against Delaware State (11/20), recording nine points and seven rebounds, with both being career highs.
- Grabbed two rebounds, both offensive, vs. Lehigh (11/16).
- Tallied four points, three rebounds, including two offensive, two steals and two blocks against USC Upstate (11/13).
- Posted six points, two rebounds and a block against Coppin State (11/8) in the home opener.
- Grabbed his first career rebound at Clemson (11/5) in the season opener.
- Came in off the bench for four minutes and pulled down a rebound at Clemson (11/5).
- Played at Admiral Farragut High School.
- Originally from Nigeria, played his high school basketball first in Kentucky and last year in St. Petersburg, Florida.
- Rated as No. 25 center in the nation and No. 10 player in Florida by ESPN.
- Three-star prospect on 247 Sports and Rivals.com.
- No. 21 player in Florida by 247 Sports.
- Hopes to become a medical doctor.

CAREER HIGHS

Statistic	Value
Points	9 vs Delaware St. 11/20/19
Rebounds	7 vs Delaware St. 11/20/19
Steals	2 vs USC Upstate 11/13/19
Blocks	2 vs USC Upstate 11/13/19
FG Made	3 vs Delaware St. 11/20/19
FG Attempts	6 vs Delaware St. 11/20/19
FT Made	3 vs Delaware St. 11/20/19
FT Attempts	5 vs Delaware St. 11/20/19

GAME-BY-GAME STATS

Opponent	Date	GS	MIN	Total			3-Pointers		Free throws		Rebounds				PF	A	T/O	BLK	STL	PTS	AVG
				FG	FGA	PCT	3FG	3FGA	PCT	FT	FTA	PCT	OFF	DEF							
at Clemson	11/05/19		08:16	1-2	.500	1-1	1.000	0-0	.000	0	1	1	1.0	0	0	0	0	0	3	3.0	
Coppin St.	11/08/19		15:45	2-7	.286	1-4	.250	0-0	.000	0	1	1	1.0	2	0	3	0	0	5	4.0	
USC Upstate	11/13/19		14:16	4-5	.800	3-3	1.000	0-0	.000	0	1	1	1.0	3	0	1	0	0	11	6.3	
Lehigh	11/16/19		14:46	3-5	.600	2-4	.500	0-0	.000	0	1	1	1.0	2	4	1	0	0	8	6.8	
Delaware St.	11/20/19		17:55	5-8	.625	5-7	.714	2-2	1.000	1	0	1	1.0	1	1	2	0	1	17	8.8	
vs Michigan St.	11/25/19		09:17	1-1	1.000	0-0	.000	0-1	.000	0	2	2	1.2	3	0	2	0	0	2	7.7	
vs Dayton	11/26/19		07:20	0-1	.000	0-0	.000	0-0	.000	0	0	0	1.0	2	0	1	0	0	0	6.6	
vs BYU	11/27/19		05:53	0-3	.000	0-2	.000	2-2	1.000	0	0	0	0.9	1	0	0	0	0	2	6.0	
Totals			0 93:28	16-32	.500	12-21	.571	4-5	.800	1	6	7	0.9	14	5	10	0	1	48	6.0	

CAREER STATS

SEASON	TEAM	GP	GS	MIN	Field Goals			3-Point		F-Throws		Rebounds				Scoring				
					FG	FGA	FG%	3FG	3FGA	3FG%	FT	FTA	FT%	OFF	DEF	TOT	AVG	PF	FO	AST
2019-20	Hokies	8-0	94/11.8	11-19	.579	0-0	.000	5-9	.556	11	9	20	2.5	9-0	0	5	5	2	27	3.4
TOTAL		8-0	94/11.8	11-19	.579	0-0	.000	5-9	.556	11	9	20	2.5	9-0	0	5	5	2	27	3.4





TYRECE RADFORD (TIE-reese)

Redshirt Freshman | 6-1 | 205
Baton Rouge, La.

High School
Cushing Academy

Major: University Studies

23

AT THE RIM

- Has played in all eight games, drawing six starts.
- Recorded nine points, the second-most of his career, two rebounds and an assist versus BYU (11/27).
- Posted six points and two rebounds against Dayton (11/26).
- Had another near double-double, registering nine points and eight rebounds against Delaware State (11/20).
- Pulled down a career-high 11 rebounds, while collecting eight points, two assists and a steal versus Lehigh (11/16).
- In his first career start, tallied four points, three rebounds, two blocks and two steals versus USC Upstate (11/13).
- Scored in double figures against Coppin State (11/8) in the home opener, collecting 10 points, eight rebounds, one assist and two blocks.
- Recorded four points and four rebounds at Clemson (11/5) in the season opener.
- Redshirted last year after being a four-year starter in the state of Louisiana during prep days.
- All-Metro performer at McKinley as a senior.
- Averaged 22.0 points, 6.0 rebounds and 4.0 assists as a senior, leading Panthers to state semifinals.
- Second team All-State as a senior.
- First team all-district and All-Metro and second-team Class 5A all-state performer, averaging 17.8 points, 4.5 rebounds and 4.2 assists as a junior.

CAREER HIGHS

Statistic	Value
Points	10 vs Coppin St. 11/08/19
Rebounds	11 vs Lehigh 11/16/19
Assists	2 vs Lehigh 11/16/19, vs Delaware St. 11/20/19
Steals	2 vs USC Upstate 11/13/19
Blocks	2 vs Coppin St. 11/08/19
FG Made	5 vs Coppin St. 11/08/19
FG Attempts	7 vs Coppin St. 11/08/19
3FG Attempts	2 vs Lehigh 11/16/19
FT Made	3 vs Delaware St. 11/20/19
FT Attempts	4 vs Delaware St. 11/20/19

GAME-BY-GAME STATS

Opponent	Date	GS	MIN	Total			3-Pointers			Free throws			Rebounds			PF	A	T/O	BLK	STL	PTS	AVG
				FG-FGA	PCT	3FG-3FGA	PCT	FT-FTA	PCT	OFF	DEF	TOT	AVG									
at Clemson	11/05/19	12:31	1-2	.500	0-0	.000	2-2	1.000	1	3	4	4.0	1	0	0	0	0	4	4.0			
Coppin St.	11/08/19	20:36	5-7	.714	0-1	.000	0-1	.000	1	7	8	6.0	2	1	0	2	0	10	7.0			
USC Upstate	11/13/19	* 18:59	3-4	.750	0-0	.000	0-0	.000	2	2	4	5.3	1	1	1	1	2	6	6.7			
Lehigh	11/16/19	* 29:03	4-6	.667	0-2	.000	0-0	.000	6	5	11	6.8	1	2	0	0	1	8	7.0			
Delaware St.	11/20/19	* 20:04	3-4	.750	0-0	.000	3-4	.750	3	5	8	7.0	2	2	1	0	1	9	7.4			
vs Michigan St.	11/25/19	* 09:47	0-0	.000	0-0	.000	0-0	.000	1	0	1	6.0	1	0	0	0	1	0	6.2			
vs Dayton	11/26/19	* 20:12	2-3	.667	0-1	.000	2-2	1.000	1	1	2	5.4	3	1	1	0	1	6	6.1			
vs BYU	11/27/19	* 19:51	4-5	.800	0-0	.000	1-2	.500	2	0	2	5.0	1	1	0	0	0	9	6.5			
Totals		6	151:03	22-31	.710	0-4	.000	8-11	.727	17	23	40	5.0	12	8	3	3	6	52	6.5		

CAREER STATS

SEASON	TEAM	Field Goals			3-Point			F-Throws			Rebounds			Scoring						
		GP-GS	MIN	AVG	FG-FGA	FG%	3FG-FGA	3FG%	FT-FTA	FT%	OFF	DEF	TOT	AVG	PF-FO	AST	T/O	BLK	STL	PTS
2019-20	Hokies	8-6	151/18.9	22-31	.710	0-4	.000	8-11	.727	17	23	40	5.0	12-0	8	3	3	6	52	6.5
TOTAL		8-6	151/18.9	22-31	.710	0-4	.000	8-11	.727	17	23	40	5.0	12-0	8	3	3	6	52	6.5



BRANDEN JOHNSON

Graduate Student | 6-8 | 230
F | Garfield Heights, Ohio

High School / Last School
Garfield Heights / Alabama State

Major: Curriculum and Instruction

24

AT THE RIM

- Has played in three games.
- Played five minutes off the bench against Delaware State (11/20).
- Earned his first block as a Hokie versus Lehigh (11/16).
- Came in off the bench and played five minutes against Coppin State (11/8) in the home opener, grabbing a rebound.
- A grad transfer from Alabama State that played in 66 games with 46 starts.
- Averaged four points and four rebounds per game in 2018-19.
- Scored in double-figures in three games last season, including a double-double (11 points, 13 rebounds) against Birmingham-Southern.
- 2018-19 Preseason All-SWAC second team pick.

CAREER HIGHS

Statistic	Value
Points	16 at Prairie View 02/24/18
Rebounds	17 at Prairie View 02/24/18
Assists	1 11 times
Steals	2 at Iowa 11/12/17, at South Dakota St. 11/14/17, at Jacksonville St. 11/30/17
Blocks	6 vs Jackson St. 03/01/18
FG Made	7 at Prairie View 02/24/18
FG Attempts	9 at Texas Southern 02/26/18
3FG Attempts	1 at Ark.-Pine Bluff 02/05/18, vs Fort Valley St. 12/29/16
FT Made	6 at Alabama A&M 02/10/18
FT Attempts	12 vs Birmingham-So. 11/14/18

GAME-BY-GAME STATS

Opponent	Date	GS	MIN	Total			3-Pointers			Free throws			Rebounds			PF	A	T/O	BLK	STL	PTS	AVG
				FG-FGA	PCT	3FG-3FGA	PCT	FT-FTA	PCT	OFF	DEF	TOT	AVG									
Coppin St.	11/08/19	04:51	0-0	.000	0-0	.000	0-0	.000	0	1	1	1.0	0	0	0	0	0	0	0	0.0		
Lehigh	11/16/19	04:29	0-0	.000	0-0	.000	0-0	.000	0	1	1	1.0	0	0	0	1	0	0	0	0.0		
Delaware St.	11/20/19	04:42	0-0	.000	0-0	.000	0-0	.000	0	0	0	0.7	1	0	0	0	0	0	0	0.0		
Totals		0	14:02	0-0	.000	0-0	.000	0-0	.000	0	2	2	0.7	1	0	0	1	0	0	0	0.0	

CAREER STATS

SEASON	TEAM	Field Goals			3-Point			F-Throws			Rebounds			Scoring						
		GP-GS	MIN	AVG	FG-FGA	FG%	3FG-FGA	3FG%	FT-FTA	FT%	OFF	DEF	TOT	AVG	PF-FO	AST	T/O	BLK	STL	PTS
2016-17	ALST	4-0	8/2.0	0-3	.000	0-1	.000	0-0	.000	1	0	1	0.3	1-0	0	1	0	0	0	0.0
2017-18	ALST	31-31	752/24.3	99-154	.643	0-1	.000	40-108	.370	79	133	212	6.8	74-1	8	37	48	18	238	7.7
2018-19	ALST	31-15	525/16.9	53-85	.624	0-0	.000	27-70	.386	46	68	114	3.7	46-0	3	20	19	7	133	4.3
2019-20	Hokies	3-0	14/4.7	0-0	.000	0-0	.000	0-0	.000	0	2	2	0.7	1-0	0	0	1	0	0	0.0
TOTAL FOR Hokies		3-0	14/4.7	0-0	.000	0-0	.000	0-0	.000	0	2	2	0.7	1-0	0	0	1	0	0	0.0
TOTAL		69-46	1299/18.8	152-242	.628	0-2	.000	67-178	.376	126	203	329	4.8	122-1	11	58	68	25	371	5.4





GRANT YATES

Sophomore | 6-8 | 210
F | Gainesville, Va.

High School / Last School
Battlefield / Christopher Newport

Major: Business

13

AT THE RIM

- Due to NCAA transfer rules, will have to sit out this season.
- Walk-on at after transferring from Christopher Newport University.
- At Christopher Newport, he appeared in 19 games as a freshman in the 2018-19 season.
- Scored 17 points and grabbed 11 rebounds on the season.

CAREER HIGHS

GAME-BY-GAME STATS



RYAN PAYNE

Senior | 6-8 | 220
F | Mechansville, Va.

High School
Hanover

Major: Finance

25

AT THE RIM

- Team manager.
- Three-year letterwinner at Hanover High School under head coach Darren Thornton.
- VHSL 4A first-team all-state.
- Conference 20 Player of the Year.
- Three-time all-academic team.

CAREER HIGHS

GAME-BY-GAME STATS



KEVE ALUMA ((Kev-aye))

Junior | 6-9 | 240
F | Berline, Md.

High School/Last School
Stephen Dcatur / Wofford

Major: Human Development

22

AT THE RIM

- Due to NCAA transfer rules, will have to sit out this season.
- Played in 68 games, including starting 34 contests his sophomore season at Wofford.
- Averaged seven points and seven rebounds per game in 2018-19.
- Racked up the second-most rebounds on the team with 239.
- Scored in double figures eight times and recorded two double-doubles
- Had a knack on the offensive glass, ranking fifth in the SoCon with 2.8 offensive rebounds per game in league action.
- In his free time, he enjoys playing soccer.

CAREER HIGHS

Statistic	Value
Points	14 vs Mars Hill 11/23/18, vs The Citadel 01/03/19
Rebounds	12 vs Samford 01/24/19
Assists	4 at Oklahoma 11/18/18
Steals	3 vs Samford 01/24/19
Blocks	3 at Furman 02/23/19, at ETSU 02/07/19, vs VMI 03/09/19
FG Made	6 vs Chattanooga 01/26/19, vs Samford 01/24/19
FG Attempts	9 vs Samford 01/24/19
3FG Attempts	1 at High Point 11/10/18
FT Made	6 vs Mars Hill 11/23/18, at Mercer 01/31/19, vs Seton Hall 03/21/19
FT Attempts	9 at Mercer 01/31/19

CAREER STATS

SEASON	TEAM	GP-GS	MIN	Field Goals		3-Point		F-Throws		Rebounds			Scoring								
				FG-FGA	FG%	3FG-FGA	3FG%	FT-FTA	FT%	OFF	DEF	TOT	AVG	PF-FO	AST	TO	BLK	STL	PTS	AVG	
2017-18	WOF	33-2	439	13.3	30-53	.566	0-0	.000	24-42	.571	45	68	113	3.4	63-2	18	20	13	6	84	2.5
2018-19	WOF	35-34	930	26.6	94-141	.667	0-1	.000	54-94	.574	92	147	239	6.8	81-3	34	36	31	23	242	6.9
TOTAL FOR Hokies	0-0	0/0.0	0-0	.000	0-0	.000	0-0	.000	0	0	0	0	0.0	0-0	0	0	0	0	0	0	0.0
TOTAL	68-36	1369/20.1	124-194	.639	0-1	.000	78-136	.574	137	215	352	5.2	144-5	52	56	44	29	326	4.8		



NCAA STATS

Statistic	National Rank	Conference Rank	Value	National Leader	Value	Conference Leader	Value
3-pt Field Goal Attempts (350 ranked)	33	1	225	North Florida	331	Virginia Tech	225
Assist Turnover Ratio (350 ranked)	3	2	1.64	Notre Dame	1.82	Notre Dame	1.82
Assists Per Game (350 ranked)	19	1	17.3	Dayton	21.0	Virginia Tech	17.3
Blocked Shots Per Game (350 ranked)	115	9	3.8	Georgia Tech	8.0	Georgia Tech	8.0
Defensive Rebounds per Game (350 ranked)	110	8	27.50	James Madison	35.13	North Carolina	33.57
Fewest Fouls (350 ranked)	46	4	108	Northern Ariz.	72	Virginia	75
Fewest Turnovers (350 ranked)	38	5	84	Northern Ariz.	49	Notre Dame	66
Field-Goal Percentage (350 ranked)	49	2	47.8	Dayton	54.7	Louisville	49.9
Field-Goal Percentage Defense (350 ranked)	131	10	40.8	Virginia	28.8	Virginia	28.8
Free Throw Attempts (350 ranked)	315	13	104	Indiana	241	Duke	228
Free Throws Made (350 ranked)	317	13	69	Seattle U	176	Duke	154
Free-Throw Percentage (350 ranked)	269	12	66.3	Western Ill.	86.4	Wake Forest	77.1
Offensive Rebounds Per Game (350 ranked)	328	15	7.13	North Carolina	16.14	North Carolina	16.14
Personal Fouls Per Game (350 ranked)	10	3	13.5	Virginia	10.7	Virginia	10.7
Rebound Margin (350 ranked)	224	11	-0.1	Illinois	17.4	North Carolina	16.7
Scoring Defense (350 ranked)	115	8	65.1	Virginia	40.3	Virginia	40.3
Scoring Margin (350 ranked)	81	7	11.1	Ohio St.	25.6	Louisville	19.8
Scoring Offense (350 ranked)	97	4	76.3	Central Mich.	95.1	Duke	84.1
Steals Per Game (350 ranked)	272	12	5.6	SFA	12.8	Duke	9.7
Three Pt FG Defense (350 ranked)	114	8	30.5	Arkansas	19.9	Virginia	24.7
Three-Point Field Goals Per Game (350 ranked)	2	1	12.1	North Florida	12.7	Virginia Tech	12.1
Three-Point Field-Goal Percentage (350 ranked)	5	1	43.1	Saint Mary's (CA)	45.8	Virginia Tech	43.1
Total 3-point FGM (350 ranked)	3	1	97	North Florida	127	Virginia Tech	97
Total Assists (350 ranked)	29	2	138	Santa Clara Providence North Florida	165 165 165	Duke	146
Total Blocks (350 ranked)	108	8	30	Duke	61	Duke	61
Total Rebounds (350 ranked)	210	10	277	Samford	419	Duke	380
Total Rebounds Per Game (350 ranked)	242	12	34.63	North Carolina	49.71	North Carolina	49.71
Total Steals (350 ranked)	256	10	45	SFA	102	Duke	87
Turnover Margin (343 ranked)	86	8	2.5	Central Mich.	8.9	Notre Dame	5.9
Turnovers Forced (350 ranked)	247	11	13.00	SFA	26.00	Florida St.	18.33
Turnovers Per Game (350 ranked)	13	3	10.5	Washington St.	8.0	Notre Dame	9.4
Won-Lost Percentage (344 ranked)	66	8	75.0	18 teams tied	100.0	Louisville Virginia	100.0 100.0

Statistic	Player	National Rank	Conference Rank	Value	National Leader	Value	Conference Leader	Value
3-pt Field Goal Attempts (238 ranked)	Landers Nolley II	128	3	53	Andrew Robinson, Coppin St.	91	Elijah Hughes, Syracuse	62
Assist Turnover Ratio (246 ranked)	Wabissa Bede	8	1	4.46	Cam Spencer, Loyola Maryland	6.25	Wabissa Bede, Virginia Tech	4.46
Assists Per Game (250 ranked)	Wabissa Bede	10	2	7.3	Cameron Parker, Sacred Heart	9.0	Tre Jones, Duke	7.4
Blocked Shots Per Game (235 ranked)					James Banks III, Georgia Tech	5.20	James Banks III, Georgia Tech	5.20
Defensive Rebounds per Game (238 ranked)	Landers Nolley II	238	17	5.00	John Mooney, Notre Dame	10.00	John Mooney, Notre Dame	10.00
Double Doubles (231 ranked)					Vernon Carey, Duke Nathan Knight, William & Mary	7 7	Vernon Carey, Duke	7
Field-Goal Percentage (250 ranked)	Landers Nolley II	189	8	47.9	Udoka Azubuike, Kansas	79.7	Vernon Carey, Duke	60.0
Free Throw Attempts (247 ranked)					Vernon Carey, Duke Jayden Gardner, East Carolina	72 72	Vernon Carey, Duke	72
Free Throws Made (250 ranked)					Isaiah Bailey, Bethune-Cookman Jayden Gardner, East Carolina Markus Howard, Marquette	53 53 53	Vernon Carey, Duke	43
Free-Throw Percentage (250 ranked)	Landers Nolley II	168	7	80.8	Ben Pyle, Western Ill. Souley Boum, UTEP	100.0 100.0	Joseph Girard III, Syracuse	95.5
Minutes Per Game (250 ranked)					Kyle Lofton, St. Bonaventure	39:24	Michael Devoe, Georgia Tech	37:50
Offensive Rebounds Per Game (250 ranked)					Cletrell Pope, Bethune-Cookman	5.11	Olivier Sarr, Wake Forest	3.63
Points Per Game (246 ranked)	Landers Nolley II	39	4	20.0	Markus Howard, Marquette	26.0	Michael Devoe, Georgia Tech	23.4
Rebounds Per Game (250 ranked)					Cletrell Pope, Bethune-Cookman John Mooney, Notre Dame	13.0 13.0	John Mooney, Notre Dame	13.0
Steals Per Game (236 ranked)					Jacob Gilyard, Richmond	3.63	Tre Jones, Duke	2.22
Three-Point Field Goals Per Game (247 ranked)	Landers Nolley II	17	1	3.38	Dru Kuxhausen, McNeese	4.44	Landers Nolley II, Virginia Tech	3.38
Three-Point Field-Goal Percentage (137 ranked)	Landers Nolley II	15	2	50.9	Michael Devoe, Georgia Tech	61.9	Michael Devoe, Georgia Tech	61.9
Total 3-point FGM (249 ranked)	Landers Nolley II Nahiem Alleyne Hunter Cattoor	22 249 249	1 10 10	27 16 16	Dru Kuxhausen, McNeese	40	Landers Nolley II, Virginia Tech	27
Total Assists (241 ranked)	Wabissa Bede	9	2	58	Cameron Parker, Sacred Heart	72	Tre Jones, Duke	67
Total Blocks (222 ranked)					AJ Wilson, George Mason	40	James Banks III, Georgia Tech	26
Total Field Goal Attempts (241 ranked)	Landers Nolley II	64	3	117	Terrell Brown, Seattle U	181	Jordan Nwora, Louisville	128
Total Field Goals Made (233 ranked)	Landers Nolley II	54	3	56	Terrell Brown, Seattle U	84	Vernon Carey, Duke	63
Total Minutes (250 ranked)					Jovan Blacksher Jr., Grand Canyon	359:46	Tre Jones, Duke	307:51
Total Points (244 ranked)	Landers Nolley II	42	3	160	Terrell Brown, Seattle U	210	Jordan Nwora, Louisville	175
Total Rebounds (248 ranked)					Cletrell Pope, Bethune-Cookman	117	Vernon Carey, Duke	87
Total Steals (248 ranked)					Jacob Gilyard, Richmond	29	Tre Jones, Duke	20
Triple Doubles (1 ranked)					6 players tied	1		



LAST FOUR BOX SCORES

Date: 11/20/19
Time: 7:00 pm
Attendance: 8421
Site: Cassel Coliseum, Blacksburg, VA
Referees: Scott Arbogast, Tom Clougherty, Clarence Armstrong

Score By Period table for Delaware St. vs Virginia Tech

Delaware St. 64

Player statistics for Delaware St. including #, Player, GS, MIN, FG, 3PT, FT, ORB-DRB, REB, PF, A, TO, BLK, STL, PTS

Team Summary for Delaware St. showing FG, 3PT, FT percentages and totals

Technical Fouls: none
Second Chance Points: 3
Scores Tied: 0 times(s)
Points In the Paint: 22
Fast Break Points: 2

Virginia Tech 100

Player statistics for Virginia Tech including #, Player, GS, MIN, FG, 3PT, FT, ORB-DRB, REB, PF, A, TO, BLK, STL, PTS

Team Summary for Virginia Tech showing FG, 3PT, FT percentages and totals

Technical Fouls: none
Second Chance Points: 15
Scores Tied: 0 times(s)
Points In the Paint: 22
Fast Break Points: 15

Date: 11/25/19
Time: 12:00 pm
Attendance: 2400
Site: Lahaina Civic Center, Lahaina, HI
Referees: Patrick Evans, Joe Lindsay, Chris Rastatter

Score By Period table for Virginia Tech vs Michigan St.

Virginia Tech 71

Player statistics for Virginia Tech including #, Player, GS, MIN, FG, 3PT, FT, ORB-DRB, REB, PF, A, TO, BLK, STL, PTS

Team Summary for Virginia Tech showing FG, 3PT, FT percentages and totals

Technical Fouls: none
Second Chance Points: 6
Scores Tied: 9 times(s)
Points In the Paint: 22
Fast Break Points: 9

Michigan St. 66

Player statistics for Michigan St. including #, Player, GS, MIN, FG, 3PT, FT, ORB-DRB, REB, PF, A, TO, BLK, STL, PTS

Team Summary for Michigan St. showing FG, 3PT, FT percentages and totals

Technical Fouls: none
Second Chance Points: 17
Scores Tied: 9 times(s)
Points In the Paint: 30
Fast Break Points: 8

Date: 11/26/19
Time: 3:00 pm
Attendance: 2400
Site: Lahaina Civic Center, Lahaina, HI
Referees: Ray Perone, Les Jones, Joe Lindsay

Score By Period table for Dayton vs Virginia Tech

Dayton 89

Player statistics for Dayton including #, Player, GS, MIN, FG, 3PT, FT, ORB-DRB, REB, PF, A, TO, BLK, STL, PTS

Team Summary for Dayton showing FG, 3PT, FT percentages and totals

Technical Fouls: none
Second Chance Points: 11
Scores Tied: 2 times(s)
Points In the Paint: 48
Fast Break Points: 12

Virginia Tech 62

Player statistics for Virginia Tech including #, Player, GS, MIN, FG, 3PT, FT, ORB-DRB, REB, PF, A, TO, BLK, STL, PTS

Team Summary for Virginia Tech showing FG, 3PT, FT percentages and totals

Technical Fouls: none
Second Chance Points: 0
Scores Tied: 2 times(s)
Points In the Paint: 24
Fast Break Points: 5

Date: 11/27/19
Time: 6:30 pm
Attendance: 2400
Site: Lahaina Civic Center, Lahaina, HI
Referees: Tim Comer, Les Jones, Tom Eads

Score By Period table for Virginia Tech vs BYU

Virginia Tech 77

Player statistics for Virginia Tech including #, Player, GS, MIN, FG, 3PT, FT, ORB-DRB, REB, PF, A, TO, BLK, STL, PTS

Team Summary for Virginia Tech showing FG, 3PT, FT percentages and totals

Technical Fouls: none
Second Chance Points: 4
Scores Tied: 9 times(s)
Points In the Paint: 30
Fast Break Points: 2

BYU 90

Player statistics for BYU including #, Player, GS, MIN, FG, 3PT, FT, ORB-DRB, REB, PF, A, TO, BLK, STL, PTS

Team Summary for BYU showing FG, 3PT, FT percentages and totals

Technical Fouls: none
Second Chance Points: 5
Scores Tied: 9 times(s)
Points In the Paint: 22
Fast Break Points: 5



COMBINED SEASON STATS

Game Records

Record	Overall	Home	Away	Neutral
ALL GAMES	6-2	4-0	1-0	1-2
CONFERENCE	1-0	0-0	1-0	0-0
NON-CONFERENCE	5-2	4-0	0-0	1-2

Score by Periods

Team	1st	2nd	OT	TOT
Virginia Tech	289	321	0	610
Opponents	244	277	0	521

Team Box Score

No.	Player	Total			3-Point		F-Throw		Rebounds				Other				PTS	AVG				
		GP-GS	MIN	AVG	FG-FGA	FG%	3FG-FGA	3FG%	FT-FTA	FT%	OFF	DEF	TOT	AVG	PF	DQ			A	TO	BLK	STL
2	NOLLEY II, Landers	8-8	241:31	30.2	56-117	.479	27-53	.509	21-26	.808	1	40	41	5.1	11	0	18	24	4	11	160	20.0
4	ALLEYNE, Nahiem	8-7	224:39	28.1	30-67	.448	16-36	.444	18-24	.750	0	21	21	2.6	6	0	15	5	4	4	94	11.8
14	HORNE, P.J.	8-8	213:34	26.7	32-49	.653	14-25	.560	1-2	.500	11	24	35	4.4	14	0	8	11	5	2	79	9.9
0	CATTOOR, Hunter	8-1	198:37	24.8	21-47	.447	16-37	.432	0-3	.000	1	25	26	3.3	12	0	13	5	3	5	58	7.3
3	BEDE, Wabissa	8-8	228:36	28.6	20-57	.351	4-22	.182	10-19	.526	1	35	36	4.5	17	0	58	13	3	10	54	6.8
23	RADFORD, Tyrece	8-6	151:03	18.9	22-31	.710	0-4	.000	8-11	.727	17	23	40	5.0	12	0	8	3	3	6	52	6.5
15	CONE, Jalen	8-0	93:28	11.7	16-32	.500	12-21	.571	4-5	.800	1	6	7	0.9	14	0	5	10	0	1	48	6.0
1	WILKINS, Isaiah	8-2	138:10	17.3	14-43	.326	8-25	.320	2-5	.400	7	25	32	4.0	12	1	13	5	2	3	38	4.8
21	OJAKO, John	8-0	94:11	11.8	11-19	.579	0-0	.000	5-9	.556	11	9	20	2.5	9	0	0	5	5	2	27	3.4
24	JOHNSON, Branden	3-0	14:02	4.7	0-0	.000	0-0	.000	0-0	.000	0	2	2	0.7	1	0	0	0	1	0	0	0.0
11	PALMER, Brendan	1-0	02:09	2.2	0-2	.000	0-2	.000	0-0	.000	0	1	1	1.0	0	0	0	0	0	1	0	0.0
Team											7	9	16				3					
Total		8			222-464	.478	97-225	.431	69-104	.663	57	220	277	34.6	108	1	138	84	30	45	610	76.3
Opponents		8			194-476	.408	68-223	.305	65-95	.684	77	201	278	34.8	118	-	109	104	12	33	521	65.1

Team Statistics

	Hokies	OPP
Scoring	610	521
Points per game	76.3	65.1
Scoring margin	+11.2	-
Field goals-att	222-464	194-476
Field goal pct	.478	.408
3 point fg-att	97-225	68-223
3-point FG pct	.431	.305
3-pt FG made per game	12.1	8.5
Free throws-att	69-104	65-95
Free throw pct	.663	.684
F-Throws made per game	8.6	8.1
Rebounds	277	278
Rebounds per game	34.6	34.8
Rebounding margin	-0.2	-
Assists	138	109
Assists per game	17.3	13.6
Turnovers	84	104
Turnovers per game	10.5	13.0
Turnover margin	+2.5	-
Assist/turnover ratio	1.6	1.0
Steals	45	33
Steals per game	5.6	4.1
Blocks	30	12
Blocks per game	3.8	1.5
Winning streak	0	-
Home win streak	4	-
Attendance	35507	7500
Home games-Avg/Game	4-8877	1-7500
Neutral site-Avg/Game	-	3-2400

Team Results

Date	Opponent		Score	Att.
11/05/19	at Clemson	W	67-60	7500
11/08/19	Coppin St.	W	74-42	9275
11/13/19	USC Upstate	W	80-57	8536
11/16/19	Lehigh	W	79-53	9275
11/20/19	Delaware St.	W	100-64	8421
11/25/19	vs Michigan St.	W	71-66	2400
11/26/19	vs Dayton	L	62-89	2400
11/27/19	vs BYU	L	77-90	2400



CONFERENCE SEASON STATS

Player	Overall Statistics										Conference Statistics									
	GP-GS	MIN/G	FG%	3FG%	FT%	R/G	A/G	STL	BLK	PTS/G	GP-GS	MIN/G	FG%	3FG%	FT%	R/G	A/G	STL	BLK	PTS/G
NOLLEY II, Landers	8-8	30.2	.479	.509	.808	5.1	2.3	11	4	20.0	1-1	37.0	.522	.500	.500	5.0	0.0	2	0	30.0
ALLEYNE, Nahiem	8-7	28.1	.448	.444	.750	2.6	1.9	4	4	11.8	1-0	22.7	.222	.333	.833	3.0	1.0	1	0	11.0
HORNE, P.J.	8-8	26.7	.653	.560	.500	4.4	1.0	2	5	9.9	1-1	35.7	.429	.250	1.000	7.0	2.0	0	0	8.0
CATTOOR, Hunter	8-1	24.8	.447	.432	.000	3.3	1.6	5	3	7.3	1-1	27.2	.000	.000	.000	4.0	0.0	0	0	0.0
BEDE, Wabissa	8-8	28.6	.351	.182	.526	4.5	7.3	10	3	6.8	1-1	31.7	.500	.000	.750	8.0	6.0	0	1	7.0
RADFORD, Tyrece	8-6	18.9	.710	.000	.727	5.0	1.0	6	3	6.5	1-0	12.5	.500	.000	1.000	4.0	0.0	0	0	4.0
CONE, Jalen	8-0	11.7	.500	.571	.800	0.9	0.6	1	0	6.0	1-0	8.3	.500	1.000	.000	1.0	0.0	0	0	3.0
WILKINS, Isaiah	8-2	17.3	.326	.320	.400	4.0	1.6	3	2	4.8	1-1	20.6	.143	.200	.333	6.0	2.0	1	0	4.0
OJIAKO, John	8-0	11.8	.579	.000	.556	2.5	0.0	2	5	3.4	1-0	4.3	.000	.000	.000	1.0	0.0	0	0	0.0
JOHNSON, Branden	3-0	4.7	.000	.000	.000	0.7	0.0	0	1	0.0	0-0	0.0	.000	.000	.000	0.0	0.0	0	0	0.0
PALMER, Brendan	1-0	2.2	.000	.000	.000	1.0	0.0	1	0	0.0	1-0	0.6	.000	.000	.000	0.0	0.0	0	0	0.0
Totals	8		.478	.431	.663	34.6	17.3	45	30	76.3	18		.449	.367	.782	31.3	13.8	109	34	69.8
Opponent	8		.408	.305	.684	34.8	13.6	33	12	65.1	1		.344	.241	.600	36.0	9.0	4	2	60.0

Scoring

Player	Overall Statistics									Conference Statistics							
	FG-FGA	FG%	3FG-3FGA	3FG%	FT-FTA	FT%	PTS	PTS/G	FG-FGA	FG%	3FG-3FGA	3FG%	FT-FTA	FT%	PTS	PTS/G	
NOLLEY II, Landers	56-117	.479	27-53	.509	21-26	.808	160	20.0	12-23	.522	4-8	.500	2-4	.500	30	30.0	
ALLEYNE, Nahiem	30-67	.448	16-36	.444	18-24	.750	94	11.8	2-9	.222	2-6	.333	5-6	.833	11	11.0	
HORNE, P.J.	32-49	.653	14-25	.560	1-2	.500	79	9.9	3-7	.429	1-4	.250	1-1	1.000	8	8.0	
CATTOOR, Hunter	21-47	.447	16-37	.432	0-3	.000	58	7.3	0-3	.000	0-2	.000	0-0	.000	0	0.0	
BEDE, Wabissa	20-57	.351	4-22	.182	10-19	.526	54	6.8	2-4	.500	0-1	.000	3-4	.750	7	7.0	
RADFORD, Tyrece	22-31	.710	0-4	.000	8-11	.727	52	6.5	1-2	.500	0-0	.000	2-2	1.000	4	4.0	
CONE, Jalen	16-32	.500	12-21	.571	4-5	.800	48	6.0	1-2	.500	1-1	1.000	0-0	.000	3	3.0	
WILKINS, Isaiah	14-43	.326	8-25	.320	2-5	.400	38	4.8	1-7	.143	1-5	.200	1-3	.333	4	4.0	
OJIAKO, John	11-19	.579	0-0	.000	5-9	.556	27	3.4	0-0	.000	0-0	.000	0-0	.000	0	0.0	
JOHNSON, Branden	0-0	.000	0-0	.000	0-0	.000	0	0.0	0-0	.000	0-0	.000	0-0	.000	0	0.0	
PALMER, Brendan	0-2	.000	0-2	.000	0-0	.000	0	0.0	0-0	.000	0-0	.000	0-0	.000	0	0.0	
Totals	222-464	.478	97-225	.431	69-104	.663	610	76.3	418-930	.449	158-431	.367	262-335	.782	1256	69.8	
Opponent	194-476	.408	68-223	.305	65-95	.684	521	65.1	22-64	.344	7-29	.241	9-15	.600	60	60.0	

Totals

Player	Overall Statistics										Conference Statistics									
	O-REB	D-REB	TOTAL	PF	FO	A	TO	A/TO	HI	PTS	O-REB	D-REB	TOTAL	PF	FO	A	TO	A/TO	HI	PTS
NOLLEY II, Landers	1	40	41	11	0	18	24	0.8	30		1	4	5	3	0	0	5	0.0	30	
ALLEYNE, Nahiem	0	21	21	6	0	15	5	3.0	20		0	3	3	1	0	1	1	1.0	11	
HORNE, P.J.	11	24	35	14	0	8	11	0.7	14		0	7	7	1	0	2	1	2.0	8	
CATTOOR, Hunter	1	25	26	12	0	13	5	2.6	12		0	4	4	1	0	0	1	0.0	0	
BEDE, Wabissa	1	35	36	17	0	58	13	4.5	11		0	8	8	3	0	6	3	2.0	7	
RADFORD, Tyrece	17	23	40	12	0	8	3	2.7	10		1	3	4	1	0	0	0	0.0	4	
CONE, Jalen	1	6	7	14	0	5	10	0.5	17		0	1	1	0	0	0	0	0.0	3	
WILKINS, Isaiah	7	25	32	12	1	13	5	2.6	15		4	2	6	5	1	2	2	1.0	4	
OJIAKO, John	11	9	20	9	0	0	5	0.0	9		0	1	1	0	0	0	0	0.0	0	
JOHNSON, Branden	0	2	2	1	0	0	0	0.0	0		0	0	0	0	0	0	0	0.0	0	
PALMER, Brendan	0	1	1	0	0	0	0	0.0	0		0	0	0	0	0	0	0	0.0	0	
Totals	57	220	277	108	1	138	84	1.6	100		151	413	564	288	1	248	202	1.2	67	
Opponent	77	201	278	118	-	109	104	1.0	90		8	28	36	16	-	9	8	1.1	60	





0
Hunter CATTOOR
G | 6-3 | 205 | Fr.
Orlando, Fla.
(cuh-TOUR)



1
Isaiah WILKINS
G | 6-4 | 225 | So.
Winston-Salem, N.C.



2
Landers NOLLEY II
G/F | 6-7 | 225 | r-Fr.
Atlanta, Ga.
(NAH-lee)



3
Wabissa BEDE
G | 6-0 | 200 | Jr.
North Andover, Mass.
(wa-BEE-sah BEE-dee)




4
Nahiem ALLEYNE
G | 6-3 | 195 | Fr.
Buford, Ga.
(na-HEEM ah-LEAN)



10
Jonathan KABONGO
G | 6-4 | 195 | So.
Toronto, Canada
(kuh-BONGO)



11
Brendan PALMER
G | 6-4 | 195 | So.
Winston-Salem, N.C.



13
Grant YATES
F | 6-8 | 210 | So.
Gainesville, Va.



14
P.J. HORNE
F | 6-6 | 225 | Jr.
Tifton, Ga.



15
Jalen CONE
G | 5-10 | 170 | Fr.
Walkertown, N.C.



21
John Ojiako
F | 6-10 | 240 | Fr.
Lagos, Nigeria
(OH-gee-ah-co)



22
Keve ALUMA
F | 6-9 | 240 | Jr.
Berlin, Md.
(Kev-aye)



23
Tyrece RADFORD
G | 6-1 | 205 | r-Fr.
Baton Rouge, La.
(TIE-reese)



24
Branden JOHNSON
F | 6-8 | 230 | r-Sr.
Garfield Heights, Ohio



25
Ryan PAYNE
F | 6-8 | 220 | Jr.
Mechanicsville, Va.



Mike YOUNG
Head Coach
Emory & Henry, 1986
First season



Chester FRAZIER
Associate Head Coach
Illinois, 2009
First season



Christian WEBSTER
Assistant Coach
Harvard, 2013
Fourth season



Antwon JACKSON
Assistant Coach
Pikeville, 1993
First season

