



HOKIES

2019-20 Virginia Tech Men's Basketball Game Notes

Game Info

Sunday, Dec. 15 | Game 11
Cassell Coliseum | Blacksburg, Va.

INFORMATION

Virginia Tech
Hokies



Record..... 7-3, 1-1 ACC
Starters R/L..... 1/4
Head Coach..... Mike Young
Record at Tech (Years)..... 7-3 (1st)

Gardner-Webb
Runnin' Bulldogs



Record..... 3-7, 0-0 Big South
Starters R/L..... 3/2
Head Coach..... Tim Craft
Record at GW (Years)..... 113-97 (7th)

NUMBERS TO KNOW

2

• Tech and BYU are the only teams to have four players shooting over 40 percent from 3-point land, with a minimum of 30 3-point attempts. Of the four, three are freshmen for Tech.

4

• The Hokies are No. 4 in the nation in fewest fouls committed per game, averaging just 12.4. In-state rival Virginia is the leader nationally with committing just 11.9.

28

• Guard/forward Landers Nolley has racked up 28 3-pointers through 10 games this season, which is the second-most triples in the ACC behind Cuse's Elijah Hughes with 32.

PROJECTED STARTERS

#	Name	P	R	A	B	S
2	Landers Nolley (G/F)	18.6	5.5	2.5	0.4	1.1
3	Wabissa Bede (G)	7.3	4.8	7.0	0.4	1.1
4	Nahiem Alleyne (G)	12.2	2.8	1.6	0.4	0.5
14	P.J. Horne (F)	9.6	4.6	0.8	0.8	0.4
23	Tyrece Radford (G)	7.2	5.4	0.9	0.3	0.8

On the Call

Bailey Angle (PxP)
Mack McCarthy (Analyst)



AT THE RIM

- The Virginia Tech men's basketball team will play in the friendly confines of Cassell Coliseum for the second straight game on Sunday, taking on Gardner-Webb at 1:30 p.m. ET.
- Tech will face a foe that it opened the season with last year and owns a 2-0 mark in the all-time series dating back to 2008. (More on page 5)
- The Runnin' Bulldogs are a familiar team for coach Mike Young, who faced them two times when he was at Wofford and went 2-0.
- Young, facing Gardner-Webb in December of 2012 and 2013, won 65-62 on the road in '13 and by a score of 54-42 at home in '12.
- The game Sunday will mark Tech's third straight at home, as it's in the middle of its five games in December - all at home.

WHO TO WATCH



- Dropping his second 20-point game of the season, freshman Nahiem Alleyne put on a show versus Chattanooga.
- The guard finished with a career-high 22 points on 7-of-13 shooting and five rebounds on Wednesday in Cassell.

- After scoring a season-low seven points against No. 7/5 Duke, Landers Nolley followed with 19 points, six rebounds and three assists vs. the Mocs.
- Nolley nearly had his sixth 20-point game of the season, making seven field goals and five free throws.



LAST TIME OUT

- Tech was held to under 40 percent shooting and was down by four points with five minutes to go, but came away with a five-point W over Chattanooga to snap its three-game skid.
- One of the keys was Tech capitalizing off of second-chance points with a season-high 18.

Schedule

NOVEMBER

5	AT CLEMSON* (ESPNU)	W, 67-60
8	COPPIN STATE (ACCNX)	W, 74-42
13	USC UPSTATE (ACCNX)	W, 80-57
16	LEHIGH (ACCNX)	W, 79-53
20	DELAWARE STATE (ACCNX)	W, 100-64
25	(1) vs. No. 3/3 MICHIGAN STATE (ESPN2)	W, 71-66
26	(1) vs. [RV/--] DAYTON (ESPN)	L, 89-62
27	(1) vs. BYU (ESPN2)	L, 90-77

DECEMBER

6	No. 10/8 DUKE* (ACCN)	L, 77-63
11	CHATTANOOGA (ACCN)	W, 63-58
15	GARDNER-WEBB (ACCNX)	1:30 P.M.
21	VMI (ACCNX)	4 P.M.
29	MARYLAND EASTERN SHORE (ACCNX)	6 P.M.

JANUARY

4	AT No. 9/8 VIRGINIA* (RSN)	2 P.M.
7	AT SYRACUSE* (ACCN)	9 P.M.
11	NC STATE* (RSN)	2 P.M.
14	AT WAKE FOREST* (ACCN)	9 P.M.
18	SYRACUSE* (RSN)	NOON
22	No. 17/16 NORTH CAROLINA* (ACCN)	8 P.M.
25	AT BOSTON COLLEGE* (ESPN2/ESPNU)	2 P.M.
28	AT MIAMI (FLA.)* (ACCN)	8 P.M.

FEBRUARY

1	No. 21/21 FLORIDA STATE* (RSN)	4 P.M.
4	AT GEORGIA TECH* (ESPN/ESPN2/ESPNU/ACCN)	7 P.M.
8	BOSTON COLLEGE* (RSN)	NOON
15	PITT* (ACCN)	6/8 P.M.
19	MIAMI (FLA.)* (RSN)	9 P.M.
22	AT No. 7/5 DUKE* (ESPN/ESPN2/ESPNU/ACCN)	4 P.M.
26	No. 9/8 VIRGINIA* (ESPN/ESPN2/ESPNU/ACCN)	7 P.M.

MARCH

1	AT No. 1/1 LOUISVILLE* (ACCN)	6 P.M.
4	CLEMSON* (ACCN)	7 P.M.
7	AT NOTRE DAME* (ACCN)	2/4 P.M.
10-14	(2) vs. TBA (ESPN/ESPN2/ACCN)	TBA

* ACC GAME | AP POLL RANKING/COACHES POLL RANKING

- 1 - MAUI JIM MAUI INVITATIONAL (MAUI, HAWAII)
- 2 - ACC TOURNAMENT (GREENSBORO, N.C.)

VIRGINIA TECH CONTACT INFO

Lance Dozier | Phone: (507) 993-1898 | Email: lance17@vt.edu
Assistant Director, Strategic Communications
Matt Johnson | Phone: (336) 692-2690 | Email: mattj3@vt.edu
Student Assistant, Strategic Communications

Social



@HokiesMBB



@HokiesMBB



/HokieSports



AP Top 25 Poll - Week 6

Dec. 9 | *Opponents in italics*

#	Team (1st place)	Record	Points
1	Louisville (55)	9-0	1591
2	Kansas (4)	7-1	1486
3	Ohio State (5)	9-0	1464
4	Maryland	10-0	1428
5	Michigan	8-1	1286
6	Gonzaga	10-1	1235
7	Duke	9-1	1232
8	Kentucky	7-1	1170
9	Virginia	8-1	1060
10	Oregon	7-2	905
11	Baylor	7-1	872
12	Auburn	8-0	836
13	Memphis	8-1	756
14	Dayton	7-1	672
15	Arizona	9-1	654
16	Michigan State	6-3	637
17	North Carolina	6-3	615
18	Butler	9-0	529
19	Tennessee	7-1	455
20	Villanova	7-2	285
21	Florida State	8-2	253
22	Seton Hall	6-3	250
23	Xavier	9-1	216
24	Colorado	7-1	210
25	San Diego State	10-0	197

Receiving Votes: Utah State 160, Washington 144, Purdue 130, Indiana 13, Marquette 11, Liberty 9, Saint Mary's 8, Texas 6, Penn State 5, Florida 5, Georgetown 4, West Virginia 3, Richmond 3, LSU 2, DePaul 1, Duquesne 1, VCU 1

Coaches Top 25 Poll - Week 6

Dec. 9 | *Opponents in italics*

#	Team (1st place)	Record	Points
1	Louisville (28)	9-0	772
2	Ohio State (2)	9-0	717
3	Kansas	7-1	714
4	Maryland (1)	10-0	693
5	Duke	9-1	610
6	Gonzaga	10-1	589
7	Michigan	8-1	563
8	Virginia	8-1	533
9	Kentucky	7-1	523
10	Auburn	8-0	442
11	Baylor	7-1	438
12	Dayton	7-1	384
13	Oregon	7-2	374
14	Arizona	9-1	330
15	Michigan State	6-3	291
16	North Carolina	6-3	284
T-17	Memphis	8-1	263
T-17	Tennessee	7-1	263
19	Butler	9-0	250
20	Villanova	7-2	190
21	Florida State	8-2	189
22	Seton Hall	6-3	131
23	Colorado	7-1	100
24	San Diego State	10-0	82
25	Washington	7-2	72

Receiving Votes: Purdue 68, Xavier 66, Utah State 32, VCU 17, Texas 12, Oklahoma 11, Oklahoma State 10, Indiana 10, LSU 10, DePaul 9, Marquette 8, Wichita State 6, Saint Mary's 4, Stanford 4, Florida 4, Iowa State 2, Creighton 2, Arkansas 1, Texas Tech 1, Liberty 1

GENERAL INFORMATION

University Name	Virginia Tech
Location	Blacksburg, Va.
Founded	1872
Enrollment	34,000
President	Dr. Timothy Sands
Director of Athletics	Whit Babcock
Nickname	Hokies
Mascot	Hokie Bird
Colors	Chicago Maroon and Burnt Orange
Affiliation	NCAA Division I
Conference	Atlantic Coast
Home Court	Cassell Coliseum
Capacity	9,275

INFORMATION

2018-19 Record	26-9
Conference Record/Finish	12-6 (5th in ACC)
Starters Returning/Lost	1/4
Letterwinners Returning/Lost	4/5
Newcomers	8 (4 freshmen, 2 redshirts, 1 transfer, 1 walk-on)

STAFF

Head Coach	Mike Young (Emery & Henry, 1986)
Virginia Tech Record/Years	7-3 / First season
Overall Record/Years	306-247 / 18 years
Associate Head Coach	Chester Frazier (Illinois, 2009)
Assistant Coach	Antwon Jackson (Pikeville, 1993)
Assistant Coach	Christian Webster (Harvard, 2013)
Chief of Staff	Stephanie Ballein (Virginia Tech, 1990, 1995)
Special Assistant to the Head Coach	Kevin Giltner (Wofford, 2012)
Special Assistant for Recruiting	Matt Olinger (Liberty, 2007)
Director of Player Personnel	Ryan Nadeau (Michigan State, 2016)
Director, Sports Medicine	Hisham Ziyout (Salisbury, 2015)
Coordinator of Basketball Relations	Ace Custis (Virginia Tech, 1997)
Senior Director, Strength & Conditioning	David Land (App State, 2011)
Assistant Director, Equipment Services	Bruce Garnes (Virginia Tech, 1994, 1996)
Graduate Assistant	Chakiris Moss (Greensboro, 2013)
Graduate Assistant	Will Stigall (Wofford, 2019)
Administrative Assistant	Isabelle Schneiderman (Virginia Tech, 2019)

ROSTER

No.	Name	Pos.	Ht.	Wt.	Cl.	Hometown	High School/Last School
0	Hunter Cattoor	G	6-3	205	Fr.	Orlando, Fla.	Bishop Moore
1	Isaiah Wilkins	G	6-4	225	So.	Winston-Salem, N.C.	Mount Tabor
2	Landers Nolley II	G/F	6-7	225	r-Fr.	Atlanta, Ga.	Langston Hughes
3	Wabissa Bede	G	6-0	200	Jr.	North Andover, Mass.	Cushing Academy
4	Nahiem Alleyne	G	6-3	195	Fr.	Buford, Ga.	Mountain View
10	Jonathan Kabongo	G	6-4	195	So.	Toronto, Canada	Thornlea Secondary
11	Brendan Palmer	G	6-4	195	So.	Winston-Salem, N.C.	Forsythe Country Day
13	Grant Yates	F	6-8	210	So.	Gainesville, Va.	Battlefield/Christopher Newport
14	P.J. Horne	F	6-6	225	Jr.	Tifton, Ga.	Tift County
15	Jalen Cone	G	5-10	170	Fr.	Walkertown, N.C.	Walkertown
21	John Ojiako	F	6-10	240	Fr.	Lagos, Nigeria	Admiral Farragut
22	Keve Aluma	F	6-9	240	Jr.	Berlin, Md.	Stephen Decatur/Wofford
23	Tyrece Radford	G	6-1	205	r-Fr.	Baton Rouge, La.	McKinley
24	Branden Johnson	F	6-8	230	r-Sr.	Garfield Heights, Ohio	Garfield Heights/Alabama St.
25	Ryan Payne	F	6-8	220	Jr.	Mechanicsville, Va.	Hanover

PRONUNCIATIONS

Nahiem Alleyne	na-HEEM ah-LEAN	Jonathan Kabongo	kuh-BONGO
Keve Aluma	Kev-aye	Landers Nolley II	NAH-lee
Wabissa Bede	wa-BEE-sah BEE-dee	John Ojiako	OH-gee-ah-co
Hunter Cattoor	cuh-TOUR	Tyrece Radford	TIE-reese





2019-20 ACC Standings

#	Team	Overall	ACC	Pct.
1.	No. 1/1 Louisville	9-1	2-0	.900
	No. 9/8 Virginia	8-1	2-0	.889
	Boston College	6-5	2-0	.545
	No. 7/5 Duke	9-1	1-0	.900
5.	No. 17/16 North Carolina	6-3	1-1	.667
	No. 21/21 Florida State	8-2	1-1	.800
	NC State	7-2	1-1	.778
	Pitt	7-3	1-1	.700
	Virginia Tech	7-3	1-1	.700
	Georgia Tech	4-3	1-1	.571
	Syracuse	5-4	1-1	.556
12.	Notre Dame	7-3	0-2	.700
	Clemson	5-4	0-2	.556
	Wake Forest	5-5	0-2	.500
	Miami (Fla.)	5-3	0-1	.625

2019-20 Preseason ACC Coaches' Poll

#	Team (First-place votes)	Points
1.	Duke (51)	1564
2.	North Carolina (19)	1493
3.	Louisville (29)	1448
4.	Virginia (12)	1405
5.	Florida State	1157
6.	NC State	1038
7.	Notre Dame	915
8.	Syracuse	910
9.	Miami (Fla.)	768
10.	Pitt	577
11.	Clemson	564
12.	Georgia Tech	437
13.	Boston College	382
14.	Virginia Tech	334
15.	Wake Forest	328

Preseason All-ACC Team

First Team

Jordan Nwora, Louisville, 95
 Tre Jones, Duke, 89
 Cole Anthony, North Carolina, 81
 John Mooney, Notre Dame, 51
 Mamadi Diakite, Virginia, 49

Second Team

Markell Johnson, NC State, 39
 Vernon Carey Jr., Duke, 19
 Chris Lykes, Miami, 18
 Garrison Brooks, North Carolina, 11
 Trent Forrest, Florida State, 11

Preseason ACC Freshman of the Year

Cole Anthony, North Carolina, 89
 Vernon Carey Jr., Duke, 8
 Wendell Moore Jr., Duke, 5
 Casey Morsell, Virginia, 3
 Cassius Stanley, Duke, 3
 Matthew Hurt, Duke, 3

Preseason ACC Player of the Year

Jordan Nwora, Louisville, 55
 Cole Anthony, North Carolina, 31
 Tre Jones, Duke, 19
 John Mooney, Notre Dame, 3
 Mamadi Diakite, Virginia, 2
 Markell Johnson, NC State, 1

A WIN WOULD

- Mark the Hokies' first time winning back-to-back games since Nov. 16-20 (Lehigh, Delaware State).
- Improve Tech's home record to 6-1 and to 8-1 out of its last nine home games dating back to last year.
- Keep its home nonconference winning streak alive, which is already a school record at 29 games, to 30 straight contests with a win.
- Improve Tech's all-time record against Gardner-Webb to 3-0 and make coach Mike Young a perfect 3-0 versus the Runnin' Bulldogs.

ONE OF THE BEST OUT THE GATE

- Redshirt freshman Landers Nolley has had quite the first 10 games of his career, ranking in the top five at Tech since it joined the ACC in 2004-05 for having the most points through 10 games.
- Below is a list of the top scorers through 10 games at Tech since it joined the conference.

Player	YR	CL	P
Erick Green	2012-13	Sr.	248
Malcolm Delaney	2009-10	Jr.	220
Malcolm Delaney	2010-11	Sr.	200
Malcolm Delaney	2008-09	So.	191
Landers Nolley	2019-20	r-Fr.	186
Nickeil Alexander-Walker	2018-19	So.	183

GUYS THAT CAN LET IT RIP

- As mentioned on the first page, Tech is one of just two schools in the nation to boast four players that are shooting well from beyond the arc (40%) and are doing so often (minimum 30 3-point attempts).
- Only BYU and Tech have four or more players and just 10 have three players that hit the standard, including No. 15/14 Arizona, UC-Irvine, Creighton, Liberty, Nevada, Portland, Richmond, [RV/RV] Saint Mary's, San Francisco and No. 20/20 Villanova.
- Of the 12 schools that have three or more, just three are high-majors in 'Zona, 'Nova and Tech.

Player	3FG	3A	3PT%	PPG
Landers Nolley	28	62	45.2	18.6
Nahiem Alleyne	20	46	43.5	12.2
P.J. Horne	17	36	47.2	9.6
Hunter Cattoor	16	39	41.0	6.4

NOT CLOSE

- Junior Wabissa Bede is head and shoulders above the rest of the ACC's point guards in assist/turnover ratio this season.
- From great decision making to knowing when to make the extra pass, the Massachusetts native's average is greater than one than the next best.

Player	A	TO	G	A/TR
Wabissa Bede (Virginia Tech)	70	17	10	4.12
T.J. Gibbs (Notre Dame)	40	13	10	3.08
Prentiss Hubb (Notre Dame)	46	21	10	2.19
Tre Jones (Duke)	71	34	10	2.09

DON'T MESS WITH 'EM

- Tech is one of just three teams in the ACC to boast two freshmen that have had a 20-point game, with Landers Nolley (5) and Nahiem Alleyne (2).
- The other two schools in the league are Duke (Vernon Carey w/ 5, Cassius Stanley w/ 1, Matthew Hurt w/ 1) and North Carolina (Cole Anthony w/ 4, Armando Bacot w/ 2).

JUST HOLD ON

- When the Hokies went up double digits against then-No. 10/8 Duke, they let it slip away, which is something they haven't done in quite some time.
- The last time Tech blew a double-digit lead in a loss was on March 5, 2019 at Florida State. It held a 14-point lead, which was two more points than it owned versus the Blue Devils (12).
- Fourteen games had been played in the span.

FRESHMEN LEADING THE CHARGE

- Tech has had its freshmen carry the load this year, with the Hokies ranking sixth nationally in highest percentage of minutes played by freshmen (62.1%) and first among high-major teams.
- The Hokies also rank third nationally in percentage of points scored by freshmen (70.9%), which is first as well among high-major conference teams, with No. 13/17 Memphis at 70.4.

ACC BUCKET-GETTERS

- Tech's Landers Nolley is one of the best in the ACC in getting buckets, ranking fifth overall with 18.6 points per game in the best conference in America.
- Of the top five scorers in the league, Nolley is just one of two that are freshmen (UNC's Cole Anthony).
- But just Nolley and Georgia Tech's Michael Devoe sit in the top three in 3-point field goal percentage, with Nolley third (49.1%) and Devoe first (52.9%).

Player	FG	G	PTS	PPG
Michael Devoe (Georgia Tech)	53	7	150	21.4
Jordan Nwora (Louisville)	73	10	208	20.8
Elijah Hughes (Syracuse)	53	9	176	19.6
Cole Anthony (UNC)	56	9	172	19.1
Landers Nolley (Virginia Tech)	66	10	186	18.6

RECAPPIN' THE MSU WIN

- The win over then-No. 3/3 Michigan State in Maui marked coach Mike Young's first ranked win at Tech, his first win over coach Tom Izzo and the Hokies' first-ever victory over Michigan State.
- It was Tech's second straight win over a ranked Big Ten team, ironically, following its win over then-No. 23/22 Purdue last season at the Charleston Classic in the title game.
- Marked Tech's second straight game of coming up with a win against the AP's No. 3 team, which it hadn't done since 1962 (Kentucky) and 1964 (Vanderbilt).
- First win over a top-10 team during a nonconference game since Dec. 3, 1983 vs. No. 7 NC State and its first over a top-five team since Dec. 12, 1964 vs. No. 3 Vanderbilt.

ACC REPPIN' WELL

- When the Hokies took down then-No. 3/3 Michigan State in Maui, they joined two other ACC teams that have taken down a top-10 foe, joining then-No. 4/4 Duke over then-No. 3/3 Kansas and then-[RV/RV] Florida State over then-No. 6/6 Florida.
- However, Tech was the only team of the three to not be in either (AP, Coaches) Top 25 poll or receiving votes, thus the biggest upset.

Team	Opponent	Score	Location
Virginia Tech	#3/3 Michigan St.	71-66	Maui
#4/4 Duke	#3/3 Kansas	68-66	New York
[RV/RV] Florida St.	#6/6 Florida	63-51	Gainesville



LAST TIME TEAM...

Tech scored 100 points and won: 103-79, vs. Washington, 11-17-17
 Tech scored 100 points and lost: 100-104 2OT vs. Maryland, 2-27-10
 Tech played in overtime: 63-65, OT, vs. Florida State (ACC Tournament), 3-14-19
 Tech played in consecutive overtime games: 82-77 vs. UAB, 11-28-15 & 79-81 vs. Northwestern, 12-1-15
 Tech played 2 OT: 80-78, 2OT, vs. Virginia, 2-12-17
 Tech played 3 OT: 86-90 at WVU, 2-2-83
 Tech scored 100+ points: 100-64 vs. Delaware State, 11-20-19
 Tech scored 90-99 points: 94-40 vs. Central Connecticut State, 12-1-18
 Tech scored 80-89 points: 80-57 vs. USC Upstate, 11-13-19
 Tech scored 70-79 points: 77-90 vs. BYU, 11-27-19
 Tech scored 60-69 points: 63-58 vs. Chattanooga, 12-11-19
 Tech scored 50-59 points: 58-64 vs. Virginia, 2-18-19
 Tech scored 40-49 points: 47-24 at NC State, 2-2-19
 Tech scored 30-39 points: 33-43 at East Carolina, 2-18-67
 Tech scored 20-29 points: 27-40 at McGuire Hospital, 2-2-46
 Tech scored 10-19 points: 16-45 at Virginia, 1-30-39
 Tech scored less than 10 points: 9-29 vs. North Carolina, 1-12-35
 Tech allowed 100+ points: 82-103 at North Carolina, 1-21-19
 Tech allowed 90-99 points: 77-90 vs. BYU, 11-27-19
 Tech allowed 80-89 points: 89-62 vs. Dayton, 11-26-19
 Tech allowed 70-79 points: 63-77 vs. No. 10/8 Duke, 12-16-19
 Tech allowed 60-69 points: 71-66 vs. No. 3 Michigan State, 11-25-19
 Tech allowed 50-59 points: 63-58 vs. Chattanooga, 12-11-19
 Tech allowed 40-49 points: 74-42 vs. Coppin State 11-8-19
 Tech allowed 30-39 points: 75-37 vs. Saint Francis, 11-24-18
 Tech allowed 20-29 points: 47-24 at NC State, 2-2-19
 Tech allowed 10-19 points: 60-19 vs. Lynchburg College, 1-9-46
 Tech allowed less than 10 points: 28-9 vs. Hampden-Sydney, 1-17-23
 Tech scored at least 60 points in a half: 66, 2nd half, vs. The Citadel, 11-12-17
 Largest margin of victory: 83 points vs. Randolph Macon Academy, 87-4, 1-10-1911
 Largest margin of victory in an ACC game: 29 points vs. Wake Forest, 94-65, 1-15-11
 Tech defeated a ranked opponent on the road: 47-24 at No. 23/22 NC State, 2-2-19
 Tech defeated a ranked opponent at home: 77-72 vs. No. 3/2 Duke, 2-26-19
 Tech defeated a ranked opponent on a neutral court: 71-66 vs. No. 3 Michigan State, 11-25-19, Maui
 Tech defeated a defending national champion: 80-69 vs. North Carolina, 1-22-18
 Tech held opponent without a double-figure scorer: 65-47 vs. Miami, ACC Tournament, 3-12-09
 No Tech player scored in double figures: 41-57 vs. Temple, 2-25-96
 Tech had six players score in double figures: at Boston College, 2-25-17
 Tech had seven players score in double figures: vs. The Citadel, 12-17-16
 Tech did not make a three-point field goal: at Providence, 2-1-03
 Tech's opponent did not make a 3-point field goal: at NC State, 2-10-10
 Tech did not shoot a free throw in the first half: vs. Lehigh, 11-16-19
 Tech did not shoot a free throw in the second half: vs. Virginia, 12-5-10
 Tech held an opponent under 10 points in a half: 9 points, vs. Eastern Michigan, 12-22-11
 Tech held an opponent under 20 points in a half: 12 points, vs. Coppin State, 11-8-19
 Tech had double-figures in blocked shots: 13, 87-82, vs. West Virginia, 11-12-13
 Tech came back from a double-figure deficit to win: 12 pts. vs. No. 23 Purdue, 11-18-18
 Lost a double-digit lead: 12 points vs. No.10/8 Duke, 12-6-19
 Tech led by 20 or more points at half time of a game: 23 points, vs. Coppin State, 11-8-19
 Tech had 20-29 assists in a game: 29, vs. Delaware State, 11-20-19
 Tech had 30-or-more assists: 36, vs. The Citadel, 11-12-17
 Tech won a neutral-court game (no tourney): 73-61 vs. Washington (Atlantic City, N.J.), 12-15-18
 Tech held a team under 20 percent from the field: 16.7%, at NC State, 2-2-19
 Tech won an NCAA Tournament game: 67-58, vs. Liberty (NCAA Tournament), 3-24-19

LAST TIME PLAYER...

A Tech player recorded a triple-double: Chris Clarke (13 pts./12 rebs./10 ast.) vs. The Citadel, 12-17-16
 Two Tech players recorded double-doubles in a game: Kerry Blackshear Jr. (22 pts./15 rebs.) & Chris Clarke (15 pts./10 rebs.) vs. The Citadel, 11-12-17
 Two Tech players recorded double-doubles in consecutive games: vs. UNC, ACC Tournament, 3-13-09 and vs. Duquesne, NIT, 3-18-09
 Tech player had five or more steals: Nickeil Alexander-Walker (6) vs. Miami (Fla.), 1-30-19
 Tech player had 10 or more assists in a game: Wabissa Bede (10) vs. Delaware State, 11-20-19
 Tech player had 20 or more rebounds in a game: Jeff Allen (21) vs. Longwood, 12-14-08
 Two Tech players had double figures in rebounds: Kerry Blackshear Jr. (15 rebs.) & Chris Clarke (10 rebs.) vs. The Citadel, 11-12-17
 Two Tech players had five or more assists: Nickeil Alexander-Walker (6) & Wabissa Bede (5) vs. Miami (ACC Tournament), 3-13-19
 Three Tech players had five or more assists: Chris Clarke (10) Justin Robinson (6), Seth Allen (6) vs. The Citadel, 12-17-16
 Four Tech players had five or more assists: Kerry Blackshear (8), Devin Wilson (7), Justin Robinson (7), Chris Clarke (5) vs. The Citadel, 11-12-17
 Three Tech players had five or more 3-pointers: Nahiem Alleyne (5), Jalen Cone (5), Isaiah Wilkins (5) vs. Delaware State, 11-20-19
 Two Tech players scored 20 or more points: Nickeil Alexander-Walker (25 points) & Kerry Blackshear Jr. (20 points) vs. Boston College, 1-5-19
 Three Tech players scored 20 or more points: Nickeil Alexander-Walker (25 points), Ahmed Hill (23 points) and Justin Robinson (23 points) vs. Purdue, 11-18-18
 Same two Tech players scored 20 or more points in consecutive games: Nickeil Alexander-Walker & Kerry Blackshear Jr., 11-10 & 11-12-17
 Tech freshman scored 20 or more points in a game: 22, Nahiem Alleyne, vs. Chattanooga, 12-11-19
 Two Tech freshmen scored in double figures in a game: Nahiem Alleyne (22 points) & Landers Nolley (19 points) vs. Chattanooga, 12-11-19
 Three Tech freshmen scored in double figures in a game: Nahiem Alleyne (20 points), Jalen Cone (17) and Landers Nolley (10), vs. Delaware State, 11-20-10
 Tech player scored 30-39 points in a game: 30, Landers Nolley at Clemson, 11-5-19
 Tech player scored 40-49 points in a game: 41, Dorenzo Hudson vs. Seton Hall, 1-2-10
 Tech player scored 50+ points in a game: 51, Bimbo Coles vs. Southern Miss., 2-6-88
 Tech player had consecutive double-doubles: Kerry Blackshear Jr., 2-18-19, 2-23-19 & 2-26-19
 Tech player had three consecutive double-doubles: Kerry Blackshear Jr., 2-18-19, 2-23-19 & 2-26-19
 Tech freshman had consecutive double-doubles: Kerry Blackshear Jr., 12-13-15 & 12-19-15
 Tech player had seven consecutive double-doubles: Jeff Allen, 1-25-11, 1-30-11, 2-2-11, 2-5-11, 2-13-11, 2-15-11 & 2-19-11
 Tech allowed a triple-double: Dennis Smith Jr. (27 pts., 11 rebs., 11 assists), at NCSU, 1-4-17
 Tech had a walk-on score in double figures: Christian Beyer, 13 pts., vs. Alabama A&M, 12-14-14

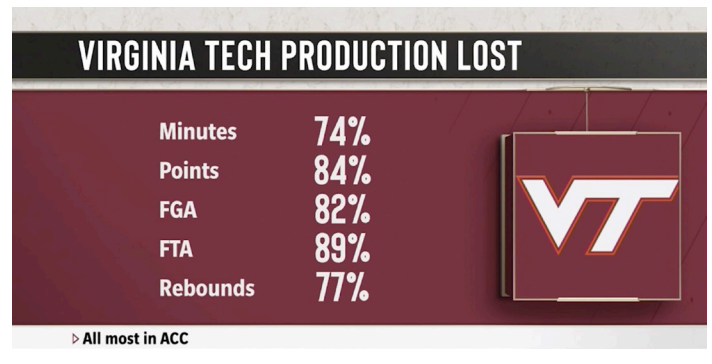
What's a Hokie?



The answer leads all the way back to 1896 when Virginia Agricultural and Mechanical College changed its name to Virginia Polytechnic Institute. With the change came the necessity for writing a new cheer and a contest for such a purpose was held by the student body.

Senior O.M. Stull won first prize for his "Hokie" yell which is still used today. Later, when asked if "Hokie" had any special meaning, Stull explained the word was solely the product of his imagination and was used only as an attention-getter for his yell. It soon became a nickname for all Tech teams and for those people loyal to Tech athletics.

The official university school colors - Chicago Maroon and Burnt Orange - also were introduced in 1896. The colors were chosen by a committee because they made a 'unique combination' not worn elsewhere at the time. The official definition of "hokie" is "a loyal Virginia Tech Fan".



'19 CLASS OF HIGH-MAJOR COACHES

- Out of the seven high-major conferences (ACC, American, BIG EAST, B1G, Big 12, Pac-12 and SEC), there are 14 new head coaches for the 2019-20 season.
- Virginia Tech coach Mike Young is just one of six coaches that were a mid-major coach to jump up to the big leagues, joining Alabama's Nate Oats (Buffalo), Arkansas' Eric Musselman (Nevada), Tulane's Ron Hunter (Georgia State) and Washington State's Kyle Smith (San Francisco).
- Of the 14 new coaches, Young was the longest-tenured coach to leave, following his 17-year stint as the head guy at Wofford.
- The NBA saw three of its coaches jump into the college ranks, with Michigan's Juwon Howard (Miami Heat), Nebraska's Fred Hoiberg (Chicago Bulls) and Vanderbilt's Jerry Stackhouse (Memphis Grizzlies).
- In this cycle, only one assistant coach was promoted from within and that was Temple's Aaron McKie, who served as an assistant under Fran Dunphy for five seasons in Philadelphia.
- While former Hokie coach Buzz Williams, who is now at Texas A&M, was one of just two coaches this offseason to jump ship and go high-major for high-major, with UCLA's Mick Cronin (Cincinnati) being the other.
- A full breakdown of the 14 coaches this cycle is below, with the SEC welcoming the most among the seven leagues with four. The Big 12 was the lone conference not to have a new head coach this offseason.

School	Name	Previous Team
Alabama	Nate Oats	Buffalo (HC)
Arkansas	Eric Musselman	Nevada (HC)
Cal	Mark Fox	*Georgia (HC)
Cincinnati	John Brannen	Northern Kentucky (HC)
Michigan	Juwon Howard	Miami Heat (NBA Assistant)
Nebraska	Fred Hoiberg	Chicago Bulls (NBA HC)
St. John's	Mike Anderson	Arkansas (HC)
Temple	Aaron McKie	Temple (Assistant)
Texas A&M	Buzz Williams	Virginia Tech (HC)
Tulane	Ron Hunter	Georgia State (HC)
UCLA	Mick Cronin	Cincinnati (HC)
Vanderbilt	Jerry Stackhouse	Memphis Grizzlies (NBA Assistant)
Virginia Tech	Mike Young	Wofford (HC)
Washington State	Kyle Smith	San Francisco (HC)

* Coach Mark Fox last coached Georgia in 2017-18.



RECORD WHEN...

Leading at the half:	6-2
Trailing at the half:	1-1
Tied at the half:	0-0
Playing Overtime:	0-0
Shooting 50% or better:	2-1
Shooting between 40-49.9%:	3-2
Shooting less than 40%:	2-0
Opponents shoot 50% or better:	0-2
Opponents shoot less than 50%:	7-1
VT outrebounds its opponent:	5-0
Opponent outrebounds VT:	2-3
Teams are tied in rebounds:	0-0
VT shoots 70% FT or better:	5-0
VT shoots less than 70% FT:	2-3
Scoring less than 50 points:	0-0
Scoring 50-59 points:	0-0
Scoring 60-69 points:	2-2
Scoring 70-79 points:	3-1
Scoring 80-89 points:	1-0
Scoring 90 or more points:	1-0
Allowing less than 30 points:	0-0
Allowing 30-39 points:	0-0
Allowing 40-49 points:	1-0
Allowing 50-59 points:	3-0
Allowing 60-69 points:	3-0
Allowing 70-79 points:	0-1
Allowing 80-89 points:	0-1
Allowing 90 or more points:	0-1
Game decided by 1-4 points or OT:	0-0
Game decided by 5-10 points:	3-0
Game decided by 11+ points:	4-3
Playing in the morning:	0-0
Playing at night:	5-2
Playing in the afternoon:	2-1
Playing on Monday:	1-0
Playing on Tuesday:	1-1
Playing on Wednesday:	3-1
Playing on Thursday:	0-0
Playing on Friday:	1-1
Playing on Saturday:	1-0
Playing on Sunday:	0-0
Playing in November:	6-2
Playing in December:	1-1
Playing in January:	0-0
Playing in February:	0-0
Playing in March:	0-0

LAST TIME OUT VS. GARDNER-WEBB

Gardner-Webb (7-5) -vs- Virginia Tech (9-1)
11/09/18 at

Date: 11/09/18
Time: 7:00 pm
Attendance: 7736
Referees: Mark Schnur, James Breeding, Ron Groover
Notes: 2018-19 Men's Basketball. Round: 0. Gardner-Webb vs Virginia Tech. Played at .

Score By Period	1	2	Total
Gardner-Webb	33	26	59
Virginia Tech	42	45	87

Gardner-Webb 59

##	Player	GS	MIN	FG	3PT	FT	ORB-DRB	REB	PF	A	TO	BLK	STL	PTS
10	Nate Johnson	*	34	7-12	3-7	0-1	1-0	1	4	2	4	2	2	17
11	David Efanayi	*	31	4-10	2-4	2-6	0-5	5	3	0	6	1	0	12
5	Jose Perez	*	21	2-4	0-2	5-6	0-4	4	3	0	4	0	0	9
2	Eric Jamison	*	23	1-4	0-1	1-2	0-5	5	2	0	4	1	0	3
4	Christian Turner	*	20	0-1	0-1	1-2	0-2	2	3	3	4	0	0	1
25	DJ Laster		17	3-4	1-1	1-2	0-1	1	2	0	1	0	0	8
24	Ludovic Dufael		13	2-2	0-0	0-0	0-1	1	1	1	0	0	0	4
1	Jaheem Cornwall		20	1-4	0-2	0-0	0-1	1	1	4	3	0	0	2
14	Brandon Miller		6	1-1	0-0	0-0	0-0	0	0	0	1	1	0	2
3	Justin Jenkins		15	0-3	0-3	1-2	1-1	2	0	1	2	0	1	1
TM	TEAM		0	0-0	0-0	0-0	2-0	2	0	0	0	0	0	0
Totals			-	200	21-45	6-21	11-21	4-20	24	19	11	29	5	3 59

Team Summary	FG	3PT	FT
First Half	12-23 52.17 %	4-9 44.44 %	5-9 55.56 %
Second Half	9-22 40.91 %	2-12 16.67 %	6-12 50.00 %
Total	21-45 46.7 %	6-21 28.6 %	11-21 52.4 %

Technical Fouls: (1) Jose Perez
Second Chance Points: 1
Scores Tied: 0 times(s)
Points in the Paint: 26
Fast Break Points: 14
Lead Changed: 1 times(s)
Points off Turnovers: 10
Bench Points: 17
Largest Lead: 1 1st-17:01

Virginia Tech 87



##	Player	GS	MIN	FG	3PT	FT	ORB-DRB	REB	PF	A	TO	BLK	STL	PTS
4	N. Alexander-Walker	*	34	8-15	1-4	4-4	1-5	6	3	5	3	1	4	21
24	Kerry Blackshear Jr.	*	18	6-10	1-1	1-1	2-2	4	5	0	3	1	1	14
13	Ahmed Hill	*	33	5-10	1-4	0-0	1-5	6	2	1	3	0	2	11
5	Justin Robinson	*	28	2-7	1-4	6-8	2-0	2	2	8	3	0	3	11
42	Ty Outlaw	*	23	2-5	1-3	0-2	1-5	6	4	1	1	0	1	5
1	Isaiah Wilkins		27	7-10	5-7	2-2	2-1	3	0	1	0	0	1	21
14	P.J. Horne		17	1-2	0-0	0-0	0-0	0	5	0	5	1	0	2
3	Wabissa Bede		16	1-4	0-2	0-2	0-2	2	3	3	1	0	4	2
10	Jonathan Kabongo		4	0-0	0-0	0-0	0-0	0	1	1	1	0	0	0
TM	TEAM		0	0-0	0-0	0-0	2-2	4	0	0	0	0	0	0
Totals			-	200	32-63	10-25	13-19	11-22	33	25	20	3	16	87

Team Summary	FG	3PT	FT
First Half	12-23 52.17 %	4-9 44.44 %	5-9 55.56 %
Second Half	9-22 40.91 %	2-12 16.67 %	6-12 50.00 %
Total	32-63 50.8 %	10-25 40.0 %	13-19 68.4 %

Technical Fouls: (1) N. Alexander-Walker
Second Chance Points: 10
Scores Tied: 0 times(s)
Points in the Paint: 40
Fast Break Points: 18
Lead Changed: 1 times(s)
Points off Turnovers: 37
Bench Points: 25
Largest Lead: 29 2nd-00:48

TEAM AVERAGES

- Tech's biggest advantage is shooting the rock compared to Gardner-Webb, shooting roughly six percentage points better from the field.
- The Runnin' Bulldogs are a little bit better at creating havoc on the defensive end, though, averaging more blocks and steals per game.

KenPom Ranking	 226	 65
Points per game	66.3	73.6
Field goal percentage	41.8	47.0
3-point percentage	33.7	40.6
Free throw percentage	70.3	67.7
Rebounds per game	32.8	34.4
Assists per game	11.8	16.2
Blocks per game	4.1	3.4
Steals per game	5.6	5.2
Points allowed per game	71.7	65.6
Defensive field goal percentage	41.9	41.6
Defensive 3-point percentage	32.8	30.4
Rebound margin	-3.7	+0.1
Assist/turnover ratio	0.9	1.5

LAST TIME OUT VS. GARDNER-WEBB RECAP

- In Tech's season opener last year at Carilion Clinic Court at Cassell Coliseum, the Hokies came away with a 28-point victory over Gardner-Webb thanks to five Hokies scoring in double figures.
- Of the five, just one is back on Tech's roster in Isaiah Wilkins, who posted his best game as a Hokie, recording a career-high 21 points off of 7-of-10 shooting, including five of those makes from downtown, and three rebounds, while earning an assist and a steal.
- Tech shot it fairly well, shooting 51 percent from the field and making 10 3-pointers, but the main reason on why they won so big was because of their disruption forced on the defensive end, as the Runnin' Bulldogs ended up with 29 turnovers, which was the most Tech caused all season.

SCOUTING GARDNER-WEBB

- The Runnin' Bulldogs are coming off a 85-61 loss at Kennesaw State (1-8) on Friday, with the Owls picking up their first win of the season. Gardner-Webb's Eric Jamison Jr. dropped 22 points for the third straight game off of 9-of-16 shooting.
- Tim Craft enters his seventh season as the head coach in Boiling Springs, beginning his term in 2013-14. His best season with Gardner-Webb came this past year, racking up 23 wins – the most of his tenure – which was the most wins in school history since the Runnin' Bulldogs joined Division I (2002).
- Gardner-Webb is paced by Jamison and his 14.6 points and 4.8 rebounds per game and Jose Perez, who is second in the Big South in rebounds per game with 6.9 and first in minutes played with 34.
- One of the Runnin' Bulldogs' best stats is that they are second in the Big South in defensive field-goal percentage with holding opponents to shooting 41.9 percent from the field, while owning the second-most blocks in the conference with 64 on the year.



LIVE & DIE BY THE 3

- Similar to Wabissa Bede and his relatively huge gap in assist/turnover ratio among his ACC peers, Tech has a pretty wide gap too in 3-pointers made per game.
- Tech is averaging over 10 makes from downtown per game, with the next best being 1.30 less.
- And it's one thing to make a lot of 3s per game, but it's another to do it at a high rate, which Tech has by owning the top 3-point field-goal percentage in the league with a 41.6 clip, making it the only team in the ACC to shoot above 40 percent.

Team	3FG	G	3PT%	AVG/G
Virginia Tech	108	10	40.6	10.8
Notre Dame	95	10	33.6	9.5
Syracuse	79	9	34.3	8.8

RAINING 3s

- To say the Hokies have been pretty good from downtown as of late might be an understatement.
- On Nov. 20, they broke two records with their 21 triples against Delaware State.
- The school record, which stood at 18 against Central Connecticut State on Dec. 1, 2018, fell, while the ACC record of 20 set by Florida State against Maine on Dec. 8, 2007, was broken too.
- And, to top it off, Tech did its feat of 21 with a longer way to go, with the new 3-point line distance put into play this season.

Team	3FG	ATT	%	3PT Line
Virginia Tech (2019-20)	21	37	56.8	22'1¼"
Florida State (2007-08)	20	35	57.1	19'9"
Virginia Tech (2018-19)	18	33	54.5	20'9"

CARRY THE LOAD

- When Tech had three players (Jalen Cone, Nahiem Alleyne, Isaiah Wilkins) hit five 3-pointers against Delaware State, it marked the first time that three players have hit at least four 3s in a game since Nov. 17, 2017, when Tech beat Washington 103-79 in Madison Square Garden.
- It also was the first time in at least a decade Tech had three players with five triples to their name.
- It marked the first time a high-major has had three players with five or more 3s in a game since March 4, 2019, when Virginia had Kyle Guy (8), De'Andre Hunter (5) and Ty Jerome (5) accomplished the feat against Syracuse in the Dome.

FLOOR GENERALS

- When you break down the best assist/turnover ratios in the country, the majority of the top marks are players with less than 50 assists through the first month of the season.
- Which makes Wabissa Bede's numbers even more impressive, with him sitting sixth nationally, as he is one of only three players nationally to own 50 or more assists and still have a greater average of 3.50 assist/turnover ratio.

Player	A	TO	G	A/T R
Wabissa Bede (Virginia Tech)	70	17	10	4.12
Jacob Gilyard (Richmond)	57	14	9	4.07
Darius Brown (CSUN)	57	16	11	3.56

CAN THEY OVERCOME IT?

- Tech lacks two things that can be pretty important in the game of basketball - a lack of experience and height.
- The Hokies rank near the bottom out of the 353 teams in Division I for those two categories, sitting with shortest roster out of the high-majors (333rd overall) and the second-youngest out of the high-majors (Utah) and No. 349 overall, according to KenPom.
- Be on the lookout for how Tech responds with composure in key situations and winning the boards and paint.

ON THE COVER OF LETHAL WEAPON

- With the Hokies starting 5-0 in back-to-back seasons, it marked the first time Tech has done that since the falls of 1981 and 1982.
- The starts for those teams were 9-0 ('81) and 7-0 ('82), while Tech began last season 5-0 before falling at Penn State in the ACC/B1G Challenge.
- Tech started this season 6-0 before losing to Dayton in the semifinals of the Maui Jim Maui Invitational in Hawai'i.

ACC FRESHMAN OF THE WEEK

- Redshirt freshman Landers Nolley picked up his first award by the league office on Monday, Nov. 18, earning ACC Freshman of the Week.
- During the week, he averaged 25 points per game and hit 11 3-pointers, including seven triples against Lehigh, which is the most 3s in a game by an ACC player this season.
- The Atlanta native posted 23 points, six rebounds, three assists and a steal versus USC Upstate and 27 points, thanks to hitting 10 shots, five rebounds, four assists, two steals and a block against Lehigh.
- Nolley became just the fourth Tech player to win ACC Freshman/Rookie of the Week, joining AD Vassallo (2005-06), Jeff Allen (2007-08) and Kerry Blackshear Jr. (2015-16).
- He would win it again after his time in Maui, scoring two 20-point games against then-No. 3 Michigan State and BYU, both with 22 points in each.

DIAPER DANDIES

- The ACC has arguably the best three scorers in the nation among the freshman class, with Duke, North Carolina and Tech being in the mix.
- The Tar Heels' Cole Anthony, the Hokies' Landers Nolley and the Blue Devils' Vernon Carey Jr. are in the top four, while Georgia's Anthony Edwards, who was also in Maui, ranks first nationally among freshmen in scoring.

Player	Points/g	Points	G
Anthony Edwards (UGA)	20.6	165	8
Cole Anthony (UNC)	19.1	172	9
Landers Nolley (VT)	18.6	186	10
Vernon Carey Jr. (Duke)	18.5	185	10
Onyeka Okongwu (USC)	17.4	174	10

GET IT GOING FROM DOWNTOWN

- Tech is one of the better shooting teams from beyond the arc in the country and a big reason why is because multiple guys that can stroke it.
- Tech ranks seventh nationally in 3-point field goals made per game with 11.3 and is the lone high-major team to make more than 10.2 a game, with the next closest being 'Bama and Vandy at 10.1.

Team	3FG	3PG	G
Virginia Tech	102	10.8	10
Alabama	81	10.1	8
Vanderbilt	81	10.1	8

STARTERS GAME-BY-GAME

Opponent	Date	Guard	Guard	Guard	Guard	Forward	First off the Bench
Clemson (W, 67-60)	Nov. 5	Wabissa Bede	Hunter Cattoor	Isaiah Wilkins	Landers Nolley	P.J. Horne	Tyrece Radford
Coppin State (W, 74-42)	Nov. 8	Wabissa Bede	Nahiem Alleyne	Isaiah Wilkins	Landers Nolley	P.J. Horne	4 Players
USC Upstate (W, 80-57)	Nov. 13	Wabissa Bede	Nahiem Alleyne	Tyrece Radford	Landers Nolley	P.J. Horne	2 Players
Lehigh (W, 79-53)	Nov. 16	Wabissa Bede	Nahiem Alleyne	Tyrece Radford	Landers Nolley	P.J. Horne	3 Players
Delaware State (W, 100-64)	Nov. 20	Wabissa Bede	Nahiem Alleyne	Tyrece Radford	Landers Nolley	P.J. Horne	Isaiah Wilkins
No. 3/3 Michigan St. (W, 71-66)	Nov. 25	Wabissa Bede	Nahiem Alleyne	Tyrece Radford	Landers Nolley	P.J. Horne	2 players
Dayton (L, 89-62)	Nov. 26	Wabissa Bede	Nahiem Alleyne	Tyrece Radford	Landers Nolley	P.J. Horne	2 players
BYU (L, 90-77)	Nov. 27	Wabissa Bede	Nahiem Alleyne	Tyrece Radford	Landers Nolley	P.J. Horne	Hunter Cattoor
No. 10/8 Duke (L, 77-63)	Dec. 6	Wabissa Bede	Nahiem Alleyne	Tyrece Radford	Landers Nolley	P.J. Horne	3 players
Chattanooga (W, 63-58)	Dec. 11	Wabissa Bede	Nahiem Alleyne	Tyrece Radford	Landers Nolley	P.J. Horne	2 players



20 LIKE IT'S NOTHIN'

- Only 11 players in high-major conferences have racked up five or more 20-point games this season, including Tech's Landers Nolley.
- Of the 11, four reside in the ACC.

Player	20+ G	PPG	GP
Jordan Nwora (Louisville)	6	20.8	10
Michael Devoe (Georgia Tech)	5	21.4	7
Landers Nolley (Virginia Tech)	5	18.6	10
Vernon Carey (Duke)	5	18.5	10

GUARDS ON THE GLASS

- Only seven players in Division I are currently averaging at least seven assists and four rebounds per game, including Tech's Wabissa Bede.
- Bede is the only player in the ACC to do so and is one of only five high-major players.

Player	G	R/G	A/G
Tyrese Haliburton (Iowa State)	10	5.9	7.9
Cartier Diarra (Kansas State)	9	4.9	7.0
Wabissa Bede (Virginia Tech)	10	4.8	7.0
Zavier Simpson (Michigan)	10	4.4	8.6
Kendric Davis (SMU)	5	4.2	7.0

EIGHT-HUNDID

- In November when the Hokies took down USC Upstate, it marked the 800th men's basketball contest in Cassell Coliseum. And it's been a very successful 800-plus games for the Hokies.
- In those games inside Cassell, Tech is 607-196 for a .756 winning percentage.

DECADE PLUS

- It's been at least over a decade since the last time two Tech freshmen scored in double figures in the Hokies' first two games of the season.
- The two freshmen were Nahiem Alleyne, who had 11 points at Clemson (11/5) and 18 versus Coppin State (11/8), and Landers Nolley, who tallied 30 points at Clemson and 11 vs. Coppin State.

MAKE IT RAIN

- Tech was coming off quite the three-game stretch, racking up 47 3s before it went to Maui.
- A big reason for that has been the multitude of players that can make shots behind the arc.
- Tech had six guys hit a 3 against Coppin State (11/8) and USC Upstate (11/13), marking the first time that has happened in consecutive games since December 2018 versus Central Connecticut State (1st) and VMI (5th).
- Since 2010, the Hokies have had 26 games in which they have had at least six players make a 3. In those games, they are 23-3.
- The most they've had hit a 3 is eight players in a game, which has happened just once since 2010 (Houston Baptist on Nov. 21, 2017).

SHARING THE ROCK

- According to KenPom, a Virginia Tech alum by the way, Wabissa Bede is one of the best in the nation in assist rate (assists divided by FGs made by player's teammates while he is on the court.)
- He ranks 15th nationally through the first month of the season and eighth among high-majors with a 39.5 assist rate.

SO, WHY ARE THEY PLAYING WELL?

- If you look at the first few games the Hokies have played in the Mike Young era, two things stick out - solid shot selection and very few turnovers.
- According to KenPom, Tech has the 14th-best effective field-goal percentage (56.3) and a turnover percentage of 15.7, good for 15th nationally.
- Tech gets a good amount of its points from the 3-point line, sitting No. 3 in the nation for averaging 44 percent of its points distribution from 3-land.

LET'S KEEP IT GOING

- Tech hasn't lost a home nonconference game since Dec. 30, 2015 against West Virginia (88-63), owning a 29-game streak.
- The previous best was 23, which was set twice from 1980-84 and 2005-09. The current streak began on Nov. 11, 2016, against Maine.

THE FEW, THE PROUD

- Five weeks into the season, there are 49 players that have scored 30 or more points in a Division I game on the road.
- Of the 49, just nine are high-major players (ACC, American, BIG EAST, Big 12, B1G, SEC, Pac-12), including Tech's Landers Nolley.
- Of the nine players, six have done it against a high-major opponent.

Player	Opponent	Score
Luke Garza (Iowa)	Michigan	44
Michael Devoe (Georgia Tech)	Georgia	34
Aaron Nesmith (Vanderbilt)	Richmond	34
Remy Martin (Arizona State)	Princeton	33
Mac Maclung (Georgetown)	Oklahoma State	33
Elijah Hughes (Syracuse)	Georgia Tech	33
Quentin Grimes (Houston)	Rice	32
Kamar Baldwin (Butler)	Ole Miss	31
Landers Nolley (Virginia Tech)	Clemson	30

HE'S MORE THAN A POINT GUARD

- Junior Wabissa Bede, who has only scored in double figures six times in his career out of 73 games, has gotten it done in other ways so far this season with the Hokies.
- Known as a stocky guy, weighing 200 pounds and being called a fire hydrant by Jay Bilas, Bede has been a force on the boards so far, as well as playing the distributor role, a role he played sparingly the last two years with the all-time assists leader, Justin Robinson, running the point.
- In his game against Coppin State, Bede almost did something that hasn't happened in three years, a double-double with just rebounds and assists, collecting 10 assists and nine rebounds. (Chris Clarke on Dec. 17, 2016 with a triple-double).
- And speaking of Robinson, the last time a player had 10 assists after Bede's night versus Coppin State was when Robinson tallied the single-game school record with 13 versus Central Connecticut State on Dec. 1, 2018. Bede dished out 10 again a few weeks later against Delaware State on Nov. 20.

TEAM GAME-BY-GAME

Opponent	Date	Score		FG-FGA	PCT	3FG-FGA	PCT	FT-FTA	PCT	OFF	DEF	TOT	AVG	PF	A	T/O	BLK	STL	PTS	AVG
at Clemson	11/05/19	67-60	W	22-57	.386	9-27	.333	14-20	.700	9	35	44	44.0	15	11	13	1	4	67	67.0
Coppin St.	11/08/19	74-42	W	27-61	.443	11-33	.333	9-12	.750	5	44	49	46.5	13	17	15	5	7	74	70.5
USC Upstate	11/13/19	80-57	W	31-58	.534	13-27	.481	5-7	.714	6	25	31	41.3	11	19	8	6	6	80	73.7
Lehigh	11/16/19	79-53	W	31-65	.477	14-37	.378	3-4	.750	12	24	36	40.0	8	19	10	4	8	79	75.0
Delaware St.	11/20/19	100-64	W	35-62	.565	21-37	.568	9-14	.643	9	32	41	40.2	13	29	11	3	4	100	80.0
vs Michigan St.	11/25/19	71-66	W	23-52	.442	10-21	.476	15-22	.682	8	19	27	38.0	16	16	9	6	8	71	78.5
vs Dayton	11/26/19	62-89	L	22-51	.431	8-21	.381	10-18	.556	4	17	21	35.6	19	13	10	3	7	62	76.1
vs BYU	11/27/19	77-90	L	31-58	.534	11-22	.500	4-7	.571	4	24	28	34.6	13	14	8	2	1	77	76.3
Duke	12/06/19	63-77	L	27-56	.482	5-20	.250	4-6	.667	7	24	31	34.2	6	12	14	2	2	63	74.8
Chattanooga	12/11/19	63-58	W	23-59	.390	6-21	.286	11-14	.786	13	23	36	34.4	10	12	7	2	5	63	73.6
Total		736		272-579	.470	108-266	.406	84-124	.677	77	267	344	34.4	124	162	105	34	52	736	73.6
Opponents		656		246-592	.416	84-276	.304	80-115	.696	94	249	343	34.3	143	135	121	18	42	656	65.6

Team Averages

Games Played	Points/game	FG Pct	3FG Pct	FT Pct	Rebounds/game	Assists/game	Turnovers/game	Assist/Turnover ratio	Steals/game	Blocks/game
10	73.6	47.0	40.6	67.7	34.4	16.2	10.5	1.5	5.2	3.4



ELITE COMPANY

- After scoring a little under half of the Hokies' points against Clemson, Landers Nolley found himself in elite company among league peers.
- The small forward scored the fourth-most points by an ACC freshman in a debut, joining preseason ACC Freshman of the Year Cole Anthony of North Carolina this week with each totaling at least 30.

Player	Opponent	Date	Points
Cole Anthony (UNC)	Notre Dame	Nov. 6, 2019	34
RJ Barrett (Duke)	Kentucky	Nov. 6, 2018	33
J.J. Hickson (NC State)	William & Mary	Nov. 15, 2007	31
Landers Nolley (VT)	Clemson	Nov. 5, 2019	30
Ishua Benjamin (NC State)	Prairie View	Nov. 26, 1994	29
Ivan Wagner (NC State)	VMI	Nov. 25, 1995	29
Zion Williamson (Duke)	Kentucky	Nov. 6, 2018	28
Sylvan Landesberg (UVA)	VMI	Nov. 16, 2008	28
Rashad McCants (UNC)	Penn State	Nov. 18, 2002	28

YOUNG & PRETTY GOOD

- Tech has had the luxury of having some solid first-year players since freshmen became eligible to play in 1974, and has no shortage this year.
- Landers Nolley's 30 points were tied for the third most by a freshman, trailing Jalen Hudson and Larry Cooke's 32 points.

Player	Opponent	Date	Points
Larry Cooke	Eastern Kentucky	Feb. 3, 1975	32
Jalen Hudson	Wake Forest	March 10, 2013	32
Landers Nolley	Clemson	Nov. 5, 2019	30
Russell Davis	Vermont	Dec. 31, 1974	30
Nickeil Alexander-Walker	The Citadel	Nov. 12, 2017	29

IT'S BEEN A MINUTE

- The last time the Hokies started the season with a conference game was on Nov. 30, 1963 versus Richmond, a 77-53 win, spanning 56 years and making Tech 2-0 its last two instances.
- With Landers Nolley's 30 points against Clemson, it marked the most points scored by a Tech freshman since March 10, 2013, when Jalen Hudson dropped 32 on Wake Forest.

543 AND COUNTING

- Tech has hit a three-point field goal in 543 consecutive games.
- Since the 3-point arc was added for the 1986-87 season, the Hokies have hit at least one three in all but three game.
- The last time Tech didn't record a 3-pointer in a game was at Providence on Feb. 1, 2003.

THE BIG THREE-HUNDO

- When Mike Young and Co. took down the Tigers in Clemson, he became just one of 71 active coaches in Division I to have 300 or more wins.
- Since the season opener, two coaches have joined the club in Richmond's Chris Mooney and Liberty's Ritchie McKay to bring the total to 73.

Coach	Record	Schools Coached At
68. James Jones (Yale)	319-276 (.536)	1
69. Tod Kowalczyk (Toledo)	310-243 (.561)	2
70. Jim Christian (Boston College)	310-259 (.545)	4
71. Mike Young (Virginia Tech)	306-247 (.553)	2

- Of the 73 active head coaches, Young is one of only 25 to win at least 300 games at just two schools or less during a coaching tenure.

Coach	Record	Schools Coached At
22. Fran O'Hanlon (Lafayette)	329-397 (.453)	1
23. James Jones (Yale)	319-276 (.536)	1
24. Tod Kowalczyk (Toledo)	310-243 (.561)	2
25. Mike Young (Virginia Tech)	306-247 (.553)	2

HOME IS WHERE THE HEART IS

- Mike Young grew up in Radford, Virginia, which is approximately 20 minutes away from Blacksburg, the home of the Hokies.
- Ironically enough, one of Young's first-ever college basketball game as a kid was a Virginia Tech game inside Cassell Coliseum, a place where Young now calls his home.

DYNAMIC TRIO

- Against Coppin State, the Hokies had three freshmen in double figures, marking the first time since Feb. 25, 2015, when they took on Duke.
- The three versus the Eagles were Nahiem Alleyne (18 points), Landers Nolley (11) and Tyrece Radford (10).
- The trio against Duke was Jalen Hudson (23 points), Ahmed Hill (10) and Justin Bibbs (10).

TIME TO STEP UP

- With the Hokies losing three players now playing in the NBA or G-League and the SEC Preseason Player of the Year, Tech returns just one starter from a year ago in guard Wabissa Bede.
- That means four role players or newcomers will have to step up and contribute big minutes right away for Mike Young.

FEW AND FAR BETWEEN

- Tech returns only 13.3 points per game from its team last year that average 73.5, which is made up of four letterwinners.
- That accounts for the Hokies bringing back just 18.1 percent of its scoring total, making them one of only six schools in the nation to return less than 20 percent of its scoring.

School	Points p/g	Percent of Scoring
Nebraska	2.9 PPG	1.9%
Tulane	10.8 PPG	12.2%
South Dakota St.	15.8 PPG	16.9%
Virginia Tech	13.3 PPG	18.1%
Washington	13.9 PPG	19.8%
UCF	14.5 PPG	20.0%

WELL, THIS IS NEW

- A new staff is in place for Tech and there are also quite a few freshmen with six.
- The six freshies make Tech one of only 20 schools to have six or more, including one of 13 in high-major conferences.

OPPONENT GAME-BY-GAME

Opponent	Date	Score	W/L	Total		3-Pointers		Free throws		Rebounds				Other Stats						
				FG-FGA	PCT	3FG-FGA	PCT	FT-FTA	PCT	OFF	DEF	TOT	AVG	PF	A	TO	BLK	STL	PTS	AVG
at Clemson	11/05/2019	67-60	W	22-64	.344	7-29	.241	9-15	.600	8	28	36	36.0	16	9	8	2	4	60	60.0
Coppin St.	11/08/2019	74-42	W	14-71	.197	6-39	.154	8-11	.727	15	30	45	40.5	14	6	16	1	8	42	51.0
USC Upstate	11/13/2019	80-57	W	20-53	.377	3-25	.120	14-18	.778	10	23	33	38.0	10	8	13	2	3	57	53.0
Lehigh	11/16/2019	79-53	W	21-53	.396	7-22	.318	4-5	.800	8	20	28	35.5	9	14	19	1	5	53	53.0
Delaware St.	11/20/2019	100-64	W	26-62	.419	9-27	.333	3-7	.429	7	19	26	33.6	12	15	12	1	5	64	55.2
vs Michigan St.	11/25/2019	71-66	W	24-59	.407	8-23	.348	10-14	.714	17	26	43	35.2	20	13	16	2	3	66	57.0
vs Dayton	11/26/2019	62-89	L	35-55	.636	11-24	.458	8-14	.571	8	30	38	35.6	21	22	14	1	2	89	61.6
vs BYU	11/27/2019	77-90	L	32-59	.542	17-34	.500	9-11	.818	4	25	29	34.8	16	22	6	2	3	90	65.1
Duke	12/06/2019	63-77	L	30-63	.476	7-26	.269	10-10	1.000	8	24	32	34.4	11	14	7	4	8	77	66.4
Chattanooga	12/11/2019	63-58	W	22-53	.415	9-27	.333	5-10	.500	9	24	33	34.3	14	12	10	2	1	58	65.6
Total		656		246-592	.416	84-276	.304	80-115	.696	94	249	343	34.3	143	135	121	18	42	656	65.6
Virginia Tech		736		272-579	.470	108-266	.406	84-124	.677	77	267	344	34.4	124	162	105	34	52	736	73.6

Opponents Averages

Games Played	Points/game	FG Pct	3FG Pct	FT Pct	Rebounds/game	Assists/game	Turnovers/game	Assist/Turnover ratio	Steals/game	Blocks/game
10	65.6	41.6	30.4	69.6	34.3	13.5	12.1	1.1	4.2	1.8



THE BEST IS YET TO COME

- Coach Young, known as one of the better X's and O's coaches in the country, had his Terriers in some of the top categories nationally over his 17-year span.
- This past season, which was Wofford's best in school history, the Terriers were 16th in assist-to-turnover ratio (1.39), 11th in field-goal percentage (49.0), second in 3-point field-goal percentage (41.4) and second in scoring margin (16.7).
- So, expect quality shooting teams to come under his watch in Blacksburg and for that to translate to wins.

HISTORIC IT WAS

- Last year was arguably the best season in school history for the Hokies, notching many school records to their belt.
- To name a few, Tech earned a school-record 26 wins, program-best 12 ACC victories and made it to the Sweet 16 for the first time in program history since the tournament expanded to 64 teams.
- Tech also broke the record for most home non-conference victories in a row with 24 straight.
- The Hokies made the NCAA Tournament three consecutive years for the first time ever, and won two games in The Dance for the first time since 1967. They also earned a No. 4 seed, the highest in program history.

SELLING OUT CASSELL

- Virginia Tech ACC home games against Virginia, Wake Forest, Syracuse, Duke, Louisville, Georgia Tech and Miami (Fla.) sold out in 2018-19, as well as the Central Connecticut State game was a sell out, too.
- The Hokies sold out nine games in the 2017-18 season, including seven of the nine home ACC games, a mark that equaled 2018-19.
- The Hokies have sold out four games this season, including their home opener against Coppin State on Nov. 8 and their games versus Lehigh on Nov. 16, Duke on Dec. 6 and Chattanooga on Dec. 11.

WHO TO LOOK UP TO

- Of the 26 teams that don't boast more than one senior, including six teams that don't have any seniors, Tech is one of just 13 high-majors.
- Of the 13, 10 return for their senior seasons, while three players, including Tech's Branden Johnson, will finish their last year at a new school.

School	Sr.	r-Sr.	Gr.	Previous School
Alabama	---	---	1	West Virginia
East Carolina	---	1	---	---
Houston	---	1	---	---
Kentucky	---	---	1	Bucknell
Memphis	1	---	---	---
Oklahoma	1	---	---	---
Ole Miss	1	---	---	---
Stanford	1	---	---	---
Syracuse	1	---	---	---
Texas	1	---	---	---
Virginia Tech	---	---	1	Alabama State
Wichita State	1	---	---	---
Wisconsin	---	---	1	---

WHEN IT COUNTS

- Mike Young brings a polished resume from his time at Wofford and you can see that in the numbers he carries.
- Over the last six years when Young has had a lead with five minutes to go, he usually holds on to it to preserve the win, boasting a .920 winning percentage to his name.

Year	G	W	L	Pct.
2014-15	25	23	2	.920
2015-16	17	14	3	.824
2016-17	17	15	2	.882
2017-18	21	19	2	.905
2018-19	27	27	0	1.000
2019-20	6	6	0	1.000
Total	113	104	9	.920

Opponent	G	W	L	Pct.
High-Major	6	5	1	.833
Mid-Major	107	99	8	.925
Conference	66	59	7	.894
Nonconference	47	45	2	.957
Postseason	9	7	2	.778

WHAT ARE THEY DOING NOW

- The Hokies have three players that are playing in the NBA or G-League, including Nickeil Alexander-Walker, Justin Robinson and Ahmed Hill.
- Alexander-Walker, who was an All-ACC selection a year ago, was selected in the first round of the NBA Draft, becoming the second-ever in school history. He now stars with the Pelicans.
- Robinson, Tech's all-time assists career leader, plays with the Washington Wizards and their G-League affiliate (Capital City Go-Go) and has gone back and forth so far this season.
- Hill, who was vital in Tech's run to the Sweet 16 last season, signed a two-way deal with the Charlotte Hornets. He was waived by the Hornets and now the Phoenix Suns have acquired his rights, with Hill now playing for the NAZ Suns, who are located in Prescott Valley, Arizona. He had 16 points his first game.

BOUNCE BACK TIME

- When Mike Young loses a basketball game, it rarely spills into the next game, with his teams bouncing back with a W, especially over the last five years with him being .661 by going 37-19.
- Young went 4-0 last year after a loss and 9-3 the year prior with the Terriers.

Season	G	W	L	Pct.
2002-03	14	7	7	.500
2003-04	19	7	12	.368
2004-05	13	5	8	.385
2005-06	17	8	9	.471
2006-07	19	6	13	.316
2007-08	15	7	8	.467
2008-09	13	8	5	.615
2009-10	8	5	3	.625
2010-11	12	9	3	.750
2011-12	13	8	5	.615
2012-13	18	9	9	.500
2013-14	12	7	5	.583
2014-15	6	5	1	.833
2015-16	16	9	7	.563
2016-17	16	10	6	.625
2017-18	12	9	3	.750
2018-19	4	4	0	1.000
2019-20	3	1	2	.333
Total	230	124	106	.539

NBA & G-LEAGUE

NOT TOO SHABBY

- Nickeil Alexander-Walker has left his mark on Virginia Tech and has made a name for himself at the next level with the New Orleans Pelicans.
- A first-round draft pick this past summer, the Toronto native has played in 22 games for the Pels this NBA season.
- Now as a role player getting roughly 15 minutes off the bench, Alexander-Walker is finding his groove. He scored a career-high 27 points against the Miami Heat on Saturday, Nov. 16. He followed it up the next game on Sunday, Nov. 17 with 19 points, five rebounds and four assists versus the Warriors.
- The guard had a big summer with the team, starting on its NBA Summer League squad with having numerous 20-point performance in Las Vegas.



Season	G	P	R	A	B	S	FG%	M
2019-20	22	6.2	2.1	1.8	0.1	0.4	34.2	13.7

HANGIN' IN

- It's been a little bit of a whirlwind for Tech alums Justin Robinson and Ahmed Hill, with both each going up and down and all around on their quest to solidifying a roster spot in the NBA.
- Robinson, who signed as an undrafted free agent after the NBA Draft concluded with the Washington Wizards, has gone up and down on numerous occasions the last couple weeks with the Wizards and Capital City Go-Go.
- Hill signed with the Hornets this summer on a two-way deal, but was released in early November. However, he has landed nicely on his feet, with now playing on the NAZ Suns, the G-League affiliate of the Phoenix Suns. On Wednesday, Dec. 4, he had a career-high 27 points (9-18 FG, 4-9 3PT, 3-3 FT) with 5 boards.



PROGRAM HISTORY

First Year	1908
All-Time Record	1,473-1,221 (.547)
Conference Record	453-627 (.419)
Televised Games	236-219 (.519)
Overtime Games	68-51 (.571)
VT Ranked	86-42 (.672)
NCAA Tournaments	9 (most recent 2018-19)
NIT Appearances	13 (most recent 2015-16)
Most wins	2018-19 (26-9)
Highest AP Ranking	No. 8 (1995)

CASELL COLISEUM

Capacity	9,275
Seasons in Use	59th season
Tech Record	607-197 (.755)
ACC Record	72-56 (.563)
vs. Nonconference	418-71 (.855)
vs. Ranked Teams	24-53 (.312)

2019-20 RECRUITING CLASS

- Coach Mike Young signed his first recruiting class in Blacksburg and it sure was a goodie, getting two ESPN top 100 players.
- The class, made up of two consensus four-star guards, ranks No. 35 in the country according to 247 Sports and No. 33 on Rivals.
- Darius Maddox (top) preps at Oak Hill Academy, a place heq will have a one-year stint at after scoring over 350 points at St. John's High School and leading them to a 27-12 record and top-10 ranking in the state.
- Joe Bamisile (bottom) plays at Monacan High School, where he averaged 28 points, seven rebounds and two assists last year, earning VHSL All-state honors and the Region 4B Co-Player of the Year.
- Maddox ranks No. 93 and Bamisile sits at No. 64 on ESPN's recruiting site.



PLAYER HIGHS & LOWS

Virginia Tech - INDIVIDUAL GAME HIGHS

POINTS	30	Landers Nolley II - at Clemson (11/05/19)
	27	Landers Nolley II - Lehigh (11/16/19)
	23	Landers Nolley II - USC Upstate (11/13/19)
	22	Nahiem Alleyne - Chattanooga (12/11/19)
	22	Landers Nolley II - vs BYU (11/27/19)
	22	Landers Nolley II - vs Michigan St. (11/25/19)
FIELD GOALS MADE	12	Landers Nolley II - at Clemson (11/05/19)
	10	Landers Nolley II - Lehigh (11/16/19)
FIELD GOAL ATTEMPTS	23	Landers Nolley II - at Clemson (11/05/19)
	20	Landers Nolley II - Chattanooga (12/11/19)
FIELD GOAL PERCENTAGE (min 5 made)	.857 (6-7)	Tyrece Radford - Duke (12/06/19)
	.833 (5-6)	P.J. Horne - vs BYU (11/27/19)
	.833 (5-6)	P.J. Horne - vs Michigan St. (11/25/19)
3 PT FG MADE	7	Landers Nolley II - Lehigh (11/16/19)
	5	Isaiah Wilkins - Delaware St. (11/20/19)
	5	Nahiem Alleyne - Delaware St. (11/20/19)
	5	Jalen Cone - Delaware St. (11/20/19)
3 PT FG ATTEMPTS	12	Landers Nolley II - Lehigh (11/16/19)
	9	Nahiem Alleyne - Delaware St. (11/20/19)
3 PT FG PERCENTAGE (min 2 made)	1.000 (3-3)	Jalen Cone - USC Upstate (11/13/19)
	1.000 (2-2)	P.J. Horne - vs Michigan St. (11/25/19)
FREE THROWS MADE	8	Landers Nolley II - vs Michigan St. (11/25/19)
	5	Nahiem Alleyne - Chattanooga (12/11/19)
	5	Wabissa Bede - vs Michigan St. (11/25/19)
	5	Landers Nolley II - Coppin St. (11/08/19)
	5	Nahiem Alleyne - at Clemson (11/05/19)
FREE THROW ATTEMPTS	9	Wabissa Bede - vs Michigan St. (11/25/19)
	8	Landers Nolley II - vs Michigan St. (11/25/19)
FREE THROW PERCENTAGE (min 3 made)	1.000 (8-8)	Landers Nolley II - vs Michigan St. (11/25/19)
	1.000 (5-5)	Nahiem Alleyne - Chattanooga (12/11/19)
REBOUNDS	11	Tyrece Radford - Lehigh (11/16/19)
	9	Wabissa Bede - Coppin St. (11/08/19)
ASSISTS	10	Wabissa Bede - Delaware St. (11/20/19)
	10	Wabissa Bede - Coppin St. (11/08/19)
STEALS	3	Wabissa Bede - vs Dayton (11/26/19)
	3	Landers Nolley II - vs Michigan St. (11/25/19)
	3	Wabissa Bede - Lehigh (11/16/19)
BLOCKED SHOTS	2	P.J. Horne - Duke (12/06/19)
	2	P.J. Horne - vs Dayton (11/26/19)
	2	Landers Nolley II - vs Michigan St. (11/25/19)
	2	Nahiem Alleyne - Delaware St. (11/20/19)
	2	John Ojiako - USC Upstate (11/13/19)
	2	Tyrece Radford - Coppin St. (11/08/19)
TURNOVERS	9	Landers Nolley II - Duke (12/06/19)
	5	Landers Nolley II - Lehigh (11/16/19)
	5	Landers Nolley II - at Clemson (11/05/19)
FOULS	5	Isaiah Wilkins - at Clemson (11/05/19)
	4	Wabissa Bede - vs Michigan St. (11/25/19)
	4	John Ojiako - Delaware St. (11/20/19)

Opponent - INDIVIDUAL GAME HIGHS

POINTS	24	Obi Toppin - vs Dayton (11/26/19)
	20	TJ Haws - vs BYU (11/27/19)
	19	John Crosby - Delaware St. (11/20/19)
	18	Aaron Henry - vs Michigan St. (11/25/19)
	16	Stefan Kenic - Chattanooga (12/11/19)
FIELD GOALS MADE	10	Obi Toppin - vs Dayton (11/26/19)
	7	Tre Jones - Duke (12/06/19)
	7	TJ Haws - vs BYU (11/27/19)
	7	Aaron Henry - vs Michigan St. (11/25/19)
	7	John Crosby - Delaware St. (11/20/19)
FIELD GOAL ATTEMPTS	21	John Crosby - Delaware St. (11/20/19)
	17	Kamar McKnight - Coppin St. (11/08/19)
FIELD GOAL PERCENTAGE (min 5 made)	1.000 (5-5)	Kolby Lee - vs BYU (11/27/19)
	.857 (6-7)	Dalton Nixon - vs BYU (11/27/19)
3 PT FG MADE	4	David Jean-Baptiste - Chattanooga (12/11/19)
	4	TJ Haws - vs BYU (11/27/19)
3 PT FG ATTEMPTS	11	Andrew Robinson - Coppin St. (11/08/19)
	10	John Crosby - Delaware St. (11/20/19)
	10	Kamar McKnight - Coppin St. (11/08/19)
3 PT FG PERCENTAGE (min 2 made)	1.000 (2-2)	Jonathan Scott - Chattanooga (12/11/19)
	1.000 (2-2)	Dalton Nixon - vs BYU (11/27/19)
	1.000 (2-2)	Omari Peek-Green - Delaware St. (11/20/19)
FREE THROWS MADE	7	Everette Hammond - USC Upstate (11/13/19)
	4	Wendell Moore - Duke (12/06/19)
	4	Vernon Carey - Duke (12/06/19)
	4	Zac Seljaas - vs BYU (11/27/19)
	4	Jordan Cohen - Lehigh (11/16/19)
	4	John Newman III - at Clemson (11/05/19)
FREE THROW ATTEMPTS	7	Everette Hammond - USC Upstate (11/13/19)
	5	Stefan Kenic - Chattanooga (12/11/19)
	5	Jordan Cohen - Lehigh (11/16/19)
	5	Cartier Jernigan - USC Upstate (11/13/19)
	5	Chase Hunter - at Clemson (11/05/19)
FREE THROW PERCENTAGE (min 3 made)	1.000 (7-7)	Everette Hammond - USC Upstate (11/13/19)
	1.000 (4-4)	Wendell Moore - Duke (12/06/19)
	1.000 (4-4)	Vernon Carey - Duke (12/06/19)
	1.000 (4-4)	Zac Seljaas - vs BYU (11/27/19)
	1.000 (4-4)	John Newman III - at Clemson (11/05/19)
REBOUNDS	15	Aamir Simms - at Clemson (11/05/19)
	14	Xavier Tillman - vs Michigan St. (11/25/19)
ASSISTS	9	Jalen Crutcher - vs Dayton (11/26/19)
	8	Jake Toolson - vs BYU (11/27/19)
STEALS	4	Dejuan Clayton - Coppin St. (11/08/19)
	2	Jordan Goldwire - Duke (12/06/19)
	2	Gabe Brown - vs Michigan St. (11/25/19)
	2	Jakob Alamudun - Lehigh (11/16/19)
	2	Reggie James - Coppin St. (11/08/19)
BLOCKED SHOTS	2	Jack White - Duke (12/06/19)
	2	Aaron Henry - vs Michigan St. (11/25/19)
TURNOVERS	5	Jalen Crutcher - vs Dayton (11/26/19)
	5	Xavier Tillman - vs Michigan St. (11/25/19)
	5	Jeameril Wilson - Lehigh (11/16/19)
FOULS	5	Malik Hall - vs Michigan St. (11/25/19)
	5	Tevin Mack - at Clemson (11/05/19)



CATEGORY LEADERS

Points				Scoring Average				Free Throw Percentage				Free Throw Attempts							
##	Player	G	Pts	Pts/G	##	Player	G	Pts	Pts/G	##	Player	Made	Att	Pct	##	Player	G	Att	Att/G
2	Nolley II, Landers	10	186	18.6	2	Nolley II, Landers	10	186	18.6	15	Cone, Jalen	4	5	.800	2	Nolley II, Landers	10	33	3.3
4	Alleyne, Nahiem	10	122	12.2	4	Alleyne, Nahiem	10	122	12.2	2	Nolley II, Landers	26	33	.788	4	Alleyne, Nahiem	10	31	3.1
14	Horne, P.J.	10	96	9.6	14	Horne, P.J.	10	96	9.6	4	Alleyne, Nahiem	24	31	.774	3	Bede, Wabissa	10	19	1.9
3	Bede, Wabissa	10	73	7.3	3	Bede, Wabissa	10	73	7.3	23	Radford, Tyrece	10	15	.667	23	Radford, Tyrece	10	15	1.5
23	Radford, Tyrece	10	72	7.2	23	Radford, Tyrece	10	72	7.2	1	Wilkins, Isaiah	4	7	.571	21	Ojiako, John	10	9	0.9
0	Cattoor, Hunter	9	58	6.4	0	Cattoor, Hunter	9	58	6.4	21	Ojiako, John	5	9	.556	Free Throws Made				
15	Cone, Jalen	10	53	5.3	15	Cone, Jalen	10	53	5.3	3	Bede, Wabissa	10	19	.526	##	Player	G	Made	Made/G
1	Wilkins, Isaiah	10	45	4.5	1	Wilkins, Isaiah	10	45	4.5	14	Horne, P.J.	1	2	.500	2	Nolley II, Landers	10	26	2.6
21	Ojiako, John	10	31	3.1	21	Ojiako, John	10	31	3.1	Rebounds				4	Alleyne, Nahiem	10	24	2.4	
Field Goal Percentage				Field Goal Attempts				Rebounds Average				Assists							
##	Player	FG	Att	Pct	##	Player	G	Att	Att/G	##	Player	G	Reb	Reb/G	##	Player	G	Ass	Ass/G
23	Radford, Tyrece	31	44	.705	2	Nolley II, Landers	10	144	14.4	2	Nolley II, Landers	10	55	5.5	3	Bede, Wabissa	10	70	7.0
14	Horne, P.J.	39	68	.574	4	Alleyne, Nahiem	10	86	8.6	23	Radford, Tyrece	10	54	5.4	2	Nolley II, Landers	10	25	2.5
21	Ojiako, John	13	23	.565	3	Bede, Wabissa	10	74	7.4	3	Bede, Wabissa	10	48	4.8	1	Wilkins, Isaiah	10	16	1.6
15	Cone, Jalen	18	38	.474	14	Horne, P.J.	10	68	6.8	14	Horne, P.J.	10	46	4.6	4	Alleyne, Nahiem	10	16	1.6
2	Nolley II, Landers	66	144	.458	1	Wilkins, Isaiah	10	51	5.1	1	Wilkins, Isaiah	10	37	3.7	0	Cattoor, Hunter	9	13	1.4
4	Alleyne, Nahiem	39	86	.453	Field Goals Made				Rebounds Average				Steals						
0	Cattoor, Hunter	21	49	.429	##	Player	G	Made	Made/G	##	Player	G	Reb	Reb/G	##	Player	G	Stl	Stl/G
3	Bede, Wabissa	29	74	.392	2	Nolley II, Landers	10	66	6.6	2	Nolley II, Landers	10	55	5.5	3	Bede, Wabissa	10	11	1.1
1	Wilkins, Isaiah	16	51	.314	4	Alleyne, Nahiem	10	39	3.9	23	Radford, Tyrece	10	54	5.4	2	Nolley II, Landers	10	11	1.1
3-Point FG Percentage				3-Point FG Attempts				Offensive Rebounds				Blocked Shots							
##	Player	3FG	Att	Pct	##	Player	G	Att	Att/G	##	Player	G	OReb	OReb/G	##	Player	G	Blk	Blk/G
15	Cone, Jalen	13	22	.591	2	Nolley II, Landers	10	62	6.2	23	Radford, Tyrece	10	24	2.4	14	Horne, P.J.	10	8	0.8
14	Horne, P.J.	17	36	.472	4	Alleyne, Nahiem	10	46	4.6	14	Horne, P.J.	10	13	1.3	21	Ojiako, John	10	5	0.5
2	Nolley II, Landers	28	62	.452	0	Cattoor, Hunter	9	39	4.3	21	Ojiako, John	10	11	1.1	3	Bede, Wabissa	10	4	0.4
4	Alleyne, Nahiem	20	46	.435	14	Horne, P.J.	10	36	3.6	1	Wilkins, Isaiah	10	10	1.0	2	Nolley II, Landers	10	4	0.4
0	Cattoor, Hunter	16	39	.410	1	Wilkins, Isaiah	10	31	3.1	3	Bede, Wabissa	10	3	0.3	4	Alleyne, Nahiem	10	4	0.4
1	Wilkins, Isaiah	9	31	.290	3-Point FG Made				Defensive Rebounds				Minutes						
3	Bede, Wabissa	5	24	.208	##	Player	G	Made	Made/G	##	Player	G	DReb	DReb/G	##	Player	G	Min	Min/G
				2	Nolley II, Landers	10	28	2.8	2	Nolley II, Landers	10	53	5.3	2	Nolley II, Landers	10	305	30.29	
				4	Alleyne, Nahiem	10	20	2.0	3	Bede, Wabissa	10	45	4.5	3	Bede, Wabissa	10	302	30.12	
				14	Horne, P.J.	10	17	1.7	14	Horne, P.J.	10	33	3.3	4	Alleyne, Nahiem	10	293	29.16	
				0	Cattoor, Hunter	9	16	1.8	23	Radford, Tyrece	10	30	3.0	14	Horne, P.J.	10	279	27.57	
				15	Cone, Jalen	10	13	1.3	1	Wilkins, Isaiah	10	27	2.7	0	Cattoor, Hunter	9	216	24.01	
								Fouls				Turnovers							
##	Player	G	PF	PF/G	##	Player	G	FO	FO/G	##	Player	G	TO	TO/G					
3	Bede, Wabissa	10	18	1.8	1	Wilkins, Isaiah	10	10	1	2	Nolley II, Landers	10	35	3.5					
14	Horne, P.J.	10	16	1.6					3	Bede, Wabissa	10	17	1.7						
23	Radford, Tyrece	10	16	1.6					14	Horne, P.J.	10	12	1.2						
2	Nolley II, Landers	10	15	1.5					15	Cone, Jalen	10	11	1.1						
15	Cone, Jalen	10	15	1.5					4	Alleyne, Nahiem	10	8	0.8						

POINTS, REBOUNDS & ASSISTS GAME-BY-GAME

Opponent	Date	Score	0	1	2	3	4	11	14	15	21	23	24
			CATTOOR,HU	WILKINS,IS	NOLLEY II,	BEDE,WABIS	ALLEYNE,NA	PALMER,BRE	HORNE,P.J.	CONE,JALEN	OJIAKO,JOH	RADFORD,TY	JOHNSON,BR
at Clemson	11/05/19	67-60	W	0-4-0	4-6-2	30-5-0	7-8-6	11-3-1	8-7-2	3-1-0	0-1-0	4-4-0	DNP
Coppin St.	11/08/19	74-42	W	5-8-3	7-7-0	11-7-1	3-9-10	18-2-0	9-3-2	5-1-0	6-2-0	10-8-1	0-1-0
USC Upstate	11/13/19	80-57	W	9-0-1	2-4-2	23-6-3	7-2-8	9-2-4	9-4-0	11-1-0	4-3-0	6-4-1	DNP
Lehigh	11/16/19	79-53	W	11-1-2	2-4-0	27-5-4	4-3-6	5-2-1	DNP	14-5-0	8-1-4	0-2-0	8-11-2
Delaware St.	11/20/19	100-64	W	8-6-4	15-6-7	10-1-3	5-5-10	20-4-1	DNP	7-2-1	17-1-1	9-7-0	0-0-0
vs Michigan St.	11/25/19	71-66	W	10-2-3	2-1-1	22-4-5	11-3-5	10-3-1	DNP	12-7-1	2-2-0	2-2-0	0-1-0
vs Dayton	11/26/19	62-89	L	12-1-0	3-3-1	15-6-1	6-2-6	9-2-3	DNP	7-3-1	0-0-0	4-1-0	6-2-1
vs BYU	11/27/19	77-90	L	3-4-0	3-1-0	22-7-1	11-4-7	12-3-4	DNP	13-4-1	2-0-0	2-2-0	9-2-1
Duke	12/06/19	63-77	L	0-0-0	7-4-2	7-8-4	12-4-5	6-2-1	DNP	15-6-0	2-0-0	2-0-0	12-7-0
Chattanooga	12/11/19	63-58	W	DNP	0-1-1	19-6-3	7-8-7	22-5-0	DNP	2-5-0	3-1-0	2-1-0	8-7-1

SPECIALITY STATS

Opponent	Date	Second Chance Points	Points in the Paint	Fastbreak Points	Points off Turnovers	Bench Points
Clemson (W, 67-60)	Nov. 5	10	16	11	3	18
Coppin State (W, 74-42)	Nov. 8	7	22	9	18	26
USC Upstate (W, 80-57)	Nov. 13	4	26	5	18	26
Lehigh (W, 79-53)	Nov. 16	10	26	8	26	21
Delaware State (W, 100-64)	Nov. 20	15	22	15	16	49
No. 3/3 Michigan St. (W, 71-66)	Nov. 25	6	22	9	20	16
Dayton (L, 89-62)	Nov. 26	0	24	5	11	19
BYU (L, 90-77)	Nov. 27	4	30	2	11	10
No. 10/8 Duke (L, 77-63)	Dec. 6	6	40	3	11	11
Chattanooga (W, 63-58)	Dec. 11	18	26	7	7	5



TEAM HIGHS & LOWS

Virginia Tech - GAME HIGHS

POINTS	100 80 79 77 74	Delaware St. (11/20/19) USC Upstate (11/13/19) Lehigh (11/16/19) vs BYU (11/27/19) Coppin St. (11/08/19)
FIELD GOALS MADE	35 31 31 31	Delaware St. (11/20/19) vs BYU (11/27/19) Lehigh (11/16/19) USC Upstate (11/13/19)
FIELD GOAL ATTEMPTS	65 62	Lehigh (11/16/19) Delaware St. (11/20/19)
FIELD GOAL PERCENTAGE	.565 (35-62) .534 (31-58) .534 (31-58)	Delaware St. (11/20/19) vs BYU (11/27/19) USC Upstate (11/13/19)
3 PT FG MADE	21 14	Delaware St. (11/20/19) Lehigh (11/16/19)
3 PT FG ATTEMPTS	37 37	Delaware St. (11/20/19) Lehigh (11/16/19)
3 PT FG PERCENTAGE	.568 (21-37) .500 (11-22)	Delaware St. (11/20/19) vs BYU (11/27/19)
FREE THROWS MADE	15 14	vs Michigan St. (11/25/19) at Clemson (11/05/19)
FREE THROW ATTEMPTS	22 20	vs Michigan St. (11/25/19) at Clemson (11/05/19)
FREE THROW PERCENTAGE	.786 (11-14) .750 (9-12) .750 (3-4)	Chattanooga (12/11/19) Coppin St. (11/08/19) Lehigh (11/16/19)
REBOUNDS	49 44	Coppin St. (11/08/19) at Clemson (11/05/19)
ASSISTS	29 19 19	Delaware St. (11/20/19) Lehigh (11/16/19) USC Upstate (11/13/19)
STEALS	8 8	vs Michigan St. (11/25/19) Lehigh (11/16/19)
BLOCKED SHOTS	6 6	vs Michigan St. (11/25/19) USC Upstate (11/13/19)
TURNOVERS	15 14	Coppin St. (11/08/19) Duke (12/06/19)
FOULS	19 16	vs Dayton (11/26/19) vs Michigan St. (11/25/19)

Opponent - GAME HIGHS

POINTS	90 89 77 66 64	vs BYU (11/27/19) vs Dayton (11/26/19) Duke (12/06/19) vs Michigan St. (11/25/19) Delaware St. (11/20/19)
FIELD GOALS MADE	35 32	vs Dayton (11/26/19) vs BYU (11/27/19)
FIELD GOAL ATTEMPTS	71 64	Coppin St. (11/08/19) at Clemson (11/05/19)
FIELD GOAL PERCENTAGE	.636 (35-55) .542 (32-59)	vs Dayton (11/26/19) vs BYU (11/27/19)
3 PT FG MADE	17 11	vs BYU (11/27/19) vs Dayton (11/26/19)
3 PT FG ATTEMPTS	39 34	Coppin St. (11/08/19) vs BYU (11/27/19)
3 PT FG PERCENTAGE	.500 (17-34) .458 (11-24)	vs BYU (11/27/19) vs Dayton (11/26/19)
FREE THROWS MADE	14 10 10	USC Upstate (11/13/19) Duke (12/06/19) vs Michigan St. (11/25/19)
FREE THROW ATTEMPTS	18 15	USC Upstate (11/13/19) at Clemson (11/05/19)
FREE THROW PERCENTAGE	1.000 (10-10) .818 (9-11)	Duke (12/06/19) vs BYU (11/27/19)
REBOUNDS	45 43	Coppin St. (11/08/19) vs Michigan St. (11/25/19)
ASSISTS	22 22	vs BYU (11/27/19) vs Dayton (11/26/19)
STEALS	8 8	Duke (12/06/19) Coppin St. (11/08/19)
BLOCKED SHOTS	4 2 2 2 2	Duke (12/06/19) Chattanooga (12/11/19) vs BYU (11/27/19) vs Michigan St. (11/25/19) USC Upstate (11/13/19) at Clemson (11/05/19)
TURNOVERS	19 16 16	Lehigh (11/16/19) vs Michigan St. (11/25/19) Coppin St. (11/08/19)
FOULS	21 20	vs Dayton (11/26/19) vs Michigan St. (11/25/19)

Virginia Tech - GAME LOWS

POINTS	62 63 63 67 71	vs Dayton (11/26/19) Chattanooga (12/11/19) Duke (12/06/19) at Clemson (11/05/19) vs Michigan St. (11/25/19)
FIELD GOALS MADE	22 22	vs Dayton (11/26/19) at Clemson (11/05/19)
FIELD GOAL ATTEMPTS	51 52	vs Dayton (11/26/19) vs Michigan St. (11/25/19)
FIELD GOAL PERCENTAGE	.386 (22-57) .390 (23-59)	at Clemson (11/05/19) Chattanooga (12/11/19)
3 PT FG MADE	5 6	Duke (12/06/19) Chattanooga (12/11/19)
3 PT FG ATTEMPTS	20 21 21 21	Duke (12/06/19) Chattanooga (12/11/19) vs Dayton (11/26/19) vs Michigan St. (11/25/19)
3 PT FG PERCENTAGE	.250 (5-20) .286 (6-21)	Duke (12/06/19) Chattanooga (12/11/19)
FREE THROWS MADE	3 4 4	Lehigh (11/16/19) Duke (12/06/19) vs BYU (11/27/19)
FREE THROW ATTEMPTS	4 6	Lehigh (11/16/19) Duke (12/06/19)
FREE THROW PERCENTAGE	.556 (10-18) .571 (4-7)	vs Dayton (11/26/19) vs BYU (11/27/19)
REBOUNDS	21 27	vs Dayton (11/26/19) vs Michigan St. (11/25/19)
ASSISTS	11 12 12	at Clemson (11/05/19) Chattanooga (12/11/19) Duke (12/06/19)
STEALS	1 2	vs BYU (11/27/19) Duke (12/06/19)
BLOCKED SHOTS	1 2 2 2	at Clemson (11/05/19) Chattanooga (12/11/19) Duke (12/06/19) vs BYU (11/27/19)
TURNOVERS	7 8 8	Chattanooga (12/11/19) vs BYU (11/27/19) USC Upstate (11/13/19)
FOULS	6 8	Duke (12/06/19) Lehigh (11/16/19)

Opponent - GAME LOWS

POINTS	42 53 57 58 60	Coppin St. (11/08/19) Lehigh (11/16/19) USC Upstate (11/13/19) Chattanooga (12/11/19) at Clemson (11/05/19)
FIELD GOALS MADE	14 20	Coppin St. (11/08/19) USC Upstate (11/13/19)
FIELD GOAL ATTEMPTS	53 53 53	Chattanooga (12/11/19) Lehigh (11/16/19) USC Upstate (11/13/19)
FIELD GOAL PERCENTAGE	.197 (14-71) .344 (22-64)	Coppin St. (11/08/19) at Clemson (11/05/19)
3 PT FG MADE	3 6	USC Upstate (11/13/19) Coppin St. (11/08/19)
3 PT FG ATTEMPTS	22 23	Lehigh (11/16/19) vs Michigan St. (11/25/19)
3 PT FG PERCENTAGE	.120 (3-25) .154 (6-39)	USC Upstate (11/13/19) Coppin St. (11/08/19)
FREE THROWS MADE	3 4	Delaware St. (11/20/19) Lehigh (11/16/19)
FREE THROW ATTEMPTS	5 7	Lehigh (11/16/19) Delaware St. (11/20/19)
FREE THROW PERCENTAGE	.429 (3-7) .500 (5-10)	Delaware St. (11/20/19) Chattanooga (12/11/19)
REBOUNDS	26 28	Delaware St. (11/20/19) Lehigh (11/16/19)
ASSISTS	6 8	Coppin St. (11/08/19) USC Upstate (11/13/19)
STEALS	1 2	Chattanooga (12/11/19) vs Dayton (11/26/19)
BLOCKED SHOTS	1 1 1 1	vs Dayton (11/26/19) Delaware St. (11/20/19) Lehigh (11/16/19) Coppin St. (11/08/19)
TURNOVERS	6 7	vs BYU (11/27/19) Duke (12/06/19)
FOULS	9 10	Lehigh (11/16/19) USC Upstate (11/13/19)





Mike YOUNG

- First season at Virginia Tech
- 18th as a head coach in Division I
- Produced three AP All-America selections at Wofford
- Took Wofford to five NCAA Tournament appearances

The Young File

PERSONAL

BORN: May 1, 1963
 HOMETOWN: Radford, Virginia
 FAMILY: Wife (Margaret), Children (Cooper & Davis)
 COACHING RECORD AT VIRGINIA TECH: 7-3 (1st year)
 CAREER HEAD COACHING RECORD: 306-247 (.553)

EDUCATION

Emory & Henry (1986)
 JOINED TECH STAFF: April 7, 2019
 YEARS OF COLLEGIATE HEAD COACHING: 18
 YEARS OF COLLEGIATE COACHING: 33

COACHING CAREER

Year	School
1986-88	Assistant Coach, Emory & Henry
1988-89	Assistant Coach, Radford
1989-02	Assistant Coach, Wofford
2002-19	Head Coach, Wofford
2019-present	Head Coach, Virginia Tech

ACCOMPLISHMENTS

Five NCAA Tournaments

2019, 2015, 2014, 2011, 2010

Five SoCon Tournament Championships

2019, 2015, 2014, 2011, 2010

Four SoCon Regular-Season Titles

2019, 2015, 2011, 2010

Two-time National Coach of the Year

2019 (Sporting News), 2010 (Hugh Durham)

Three AP All-America Selections

Fletcher Magee (2018-19) Karl Cochran (2014-15) Noah Dahlman (2009-10)

Four SoCon Player of the Years

Fletcher Magee (2017-18, 2018-19) Karl Cochran (2014-15) & Noah Dahlman (2009-10)

All-SoCon

24 selections (Coaches) 34 selections (media)

Mike Young begins his first season as the head men's basketball coach at Virginia Tech. The veteran head coach comes home to the New River Valley with a wealth of experience and the desire and focus to lead this Hokies program in its quest to be among the best in the ACC and the nation.

Since arriving in Blacksburg, Young has worked diligently to assemble a top-level coaching staff. Along with that staff, Young has devoted countless hours toward putting together a competitive roster for the 2019-20 season and making a noticeable impact on the always evolving national recruiting community.

The Radford, Virginia native joins the Hokies after a record-setting 17-year tenure as the head coach at Wofford. The Terriers posted a 30-5 overall record in 2018-19, including a perfect 18-0 mark in Southern Conference play, and registered a convincing 84-68 win over Seton Hall in the first round of the 2019 NCAA Tournament.

The 2019 Sporting News Coach of the Year, Young finished third in last season's Associated Press Coach of the Year voting behind Texas Tech's Chris Beard and Houston's Kelvin Sampson. In his 17 seasons at the helm as head coach of Wofford College, Young built the Terriers into one of the Southern Conference's preeminent programs and a perennial NCAA Tournament participant. He guided Wofford to five NCAA Tournament berths over the past 10 seasons and five Southern Conference championships. In addition to the on-court success of his teams, 100 percent of Young's student-athletes at Wofford who completed their eligibility graduated.

In addition to owning numerous coaching accolades, Young currently serves as a member of the NCAA's Men's Basketball Ethics Committee.

Young compiled a 299-244 (.551) overall record at Wofford and earned Southern Conference Coach of the Year honors four times (2010, 2014, 2015 and 2019). Under his guidance, the Terriers registered an impressive list of nonconference wins, including ones over the likes of Auburn, Cincinnati, Clemson, Georgia, Georgia Tech, NC State, Purdue, Seton Hall, South Carolina, Virginia Tech, Xavier and Wake Forest. Arguably the most compelling nonconference victory of his tenure at Wofford came on Dec. 20, 2017 when the Terriers faced then-No. 5 North Carolina at the Dean Smith Center in Chapel Hill, North Carolina and registered a 79-75 victory over head coach Roy Williams and the Tar Heels.

Prior to assuming the head coaching reins for the Terriers in 2002-03, Young was an assistant coach to current Wofford Director of Athletics Richard Johnson. Young came to Wofford after serving as a graduate assistant for one year under Oliver Purnell at Radford University.

A 1986 graduate of Emory & Henry College, he was a four-year letterman in basketball for coach Bob Johnson and the team captain his junior and senior seasons. He credits Johnson for having a major influence on his playing and coaching career.

Upon his graduation, Young became a full-time assistant coach for two years at Emory & Henry before moving on to Radford. Another of Young's mentors is Fletcher Arritt, longtime coach of Fork Union (Va.) Military Academy. Young played one season for him before attending Emory & Henry. In the summer of 2015, Young was inducted into the Emory & Henry College Sports Hall of Fame, as well as the Radford High School Hall of Fame.

Young and wife Margaret have a daughter, Cooper, a student at the University of the South, and a son, Davis, who is attending Blacksburg High School.





HUNTER CATTOOR (cuH-TOUR)

Freshman | 6-3 | 205
G | Orlando, Fla.

High School
Bishop Moore

Major: Business

0

AT THE RIM

- Has played in nine games, drawing one start.
- Missed Tech's most recent game versus Chattanooga (12/11) due to a minor ankle injury.
- Turned in a career-high 12 points thanks to a career-best four 3-pointers versus Dayton (11/26) while drawing five fouls.
- Played a career-high 30 minutes against No. 3 Michigan State (11/25), getting 10 points, two rebounds and three assists.
- Tallied eight points, six rebounds and a career-high four assists against Delaware State (11/20).
- Hit three 3-pointers for the second game in a row, racking up 11 points with one rebound, two assists, one block and a career-high two steals versus Lehigh (11/16).
- Scored his first collegiate points against Coppin State (11/8) in the home opener, ending up with five points, while collecting a career-high eight rebounds, three assists and a steal.
- Started his first game at Tech, earning it at Clemson (11/5) in the opener, playing 27 minutes and recording four rebounds.
- Originally committed to Wofford, but signed with the Hokies after Virginia Tech's hiring of Mike Young.
- Four-year letterwinner at Bishop Moore High School.
- FHSAA 6A first-team All-State and District Player of the Year.
- Scored 1,420 career points in high school.
- A three-star on 247 Sports.
- Also played quarterback on Bishop Moore's football team for one season.

CAREER HIGHS

Statistic	Value
Points	12 vs Dayton 11/26/19
Rebounds	8 vs Coppin St. 11/08/19
Assists	4 vs Delaware St. 11/20/19
Steals	2 vs Lehigh 11/16/19
Blocks	1 vs Coppin St. 11/08/19, vs Lehigh 11/16/19, vs Michigan St. 11/25/19
FG Made	4 vs Lehigh 11/16/19, vs Michigan St. 11/25/19, vs Dayton 11/26/19
FG Attempts	8 vs Lehigh 11/16/19, vs Michigan St. 11/25/19
3FG Made	4 vs Dayton 11/26/19
3FG Attempts	7 vs Lehigh 11/16/19
FT Attempts	2 vs Dayton 11/26/19

GAME-BY-GAME STATS

Opponent	Date	GS	MIN	Total			3-Pointers			Free throws			Rebounds			PF	A	T/O	BLK	STL	PTS	AVG
				FG-FGA	PCT	3FG-FGA	PCT	FT-FTA	PCT	OFF	DEF	TOT	AVG									
at Clemson	11/05/19	*	27:13	0-3	.000	0-2	.000	0-0	.000	0	4	4	4.0	1	0	1	0	0	0	0	0	
Coppin St.	11/08/19		22:03	2-6	.333	1-5	.200	0-0	.000	1	7	8	6.0	1	3	1	1	1	5	2.5		
USC Upstate	11/13/19		22:36	3-7	.429	3-6	.500	0-0	.000	0	0	0	4.0	0	1	1	0	0	9	4.7		
Lehigh	11/16/19		21:54	4-8	.500	3-7	.429	0-0	.000	0	1	1	3.3	0	2	0	1	2	11	6.3		
Delaware St.	11/20/19		23:07	3-6	.500	2-4	.500	0-0	.000	0	6	6	3.8	1	4	0	0	0	8	6.6		
vs Michigan St.	11/25/19		30:13	4-8	.500	2-5	.400	0-0	.000	0	2	2	3.5	3	3	0	1	1	10	7.2		
vs Dayton	11/26/19		30:30	4-7	.571	4-6	.667	0-2	.000	0	1	1	3.1	3	0	1	0	1	12	7.9		
vs BYU	11/27/19		21:01	1-2	.500	1-2	.500	0-1	.000	0	4	4	3.3	3	0	1	0	0	3	7.3		
Duke	12/06/19		17:36	0-2	.000	0-2	.000	0-0	.000	0	0	0	2.9	1	0	1	0	0	0	6.4		
Totals			1 216:13	21-49	.429	16-39	.410	0-3	.000	1	25	26	2.9	13	13	6	3	5	58	6.4		

CAREER HIGHS

SEASON	TEAM	GP-GS	MIN	Field Goals			3-Point			F-Throws			Rebounds			Scoring				
				FG-FGA	FG%	3FG-FGA	3FG%	FT-FTA	FT%	OFF	DEF	TOT	AVG	PF	FO	AST	TO	BLK	STL	PTS
2019-20	Hokies	9-1	216/24.0	21-49	.429	16-39	.410	0-3	.000	1	25	26	2.9	13-0	13	6	3	5	58	6.4
TOTAL		9-1	216/24.0	21-49	.429	16-39	.410	0-3	.000	1	25	26	2.9	13-0	13	6	3	5	58	6.4



ISAIAH WILKINS

Sophomore | 6-4 | 225
G | Winston-Salem, N.C.

High School
Mount Tabor

Major: Communications

1

AT THE RIM

- Has played in all 10 games, starting two contests.
- Pulled down a rebound and dished out an assist versus Chattanooga (12/11).
- Tallied seven points, four rebounds – both were his most in two weeks (Nov. 20, Delaware State) – two assists and a steal against No. 10/8 Duke (12/6).
- Had three points and three rebounds versus Dayton (11/26).
- Turned in two points, one assist, one rebound and a steal in the win over No. 3 Michigan State (11/25).
- Turned in a season-high 15 points thanks to five 3-pointers, while collecting six rebounds and a career-high seven assists against Delaware State (11/20).
- Tallied seven points, seven rebounds and a steal versus Coppin State (11/8) in the home opener.
- Recorded four points, six rebounds, two assists and a steal at Clemson (11/5) in the season opener.
- Played in 34 games, starting one of those (Central Connecticut State on Dec 1) in 2018-19.

CAREER HIGHS

Statistic	Value
Points	21 vs Gardner-Webb 11/09/18
Rebounds	8 vs Saint Francis (PA) 11/24/18
Assists	7 vs Delaware St. 11/20/19
Steals	2 vs South Carolina St. 12/09/18, vs Wake Forest 01/19/19
Blocks	2 vs Northeastern 11/16/18
FG Made	7 vs Gardner-Webb 11/09/18
FG Attempts	10 vs Gardner-Webb 11/09/18, vs Delaware St. 11/20/19
3FG Made	5 vs Gardner-Webb 11/09/18, vs Delaware St. 11/20/19
3FG Attempts	7 vs Gardner-Webb 11/09/18, vs Delaware St. 11/20/19
FT Made	3 at Notre Dame 02/23/19, vs Saint Francis (PA) 11/24/18, vs UMES 12/28/18
FT Attempts	4 4 times

GAME-BY-GAME STATS

Opponent	Date	GS	MIN	Total			3-Pointers			Free throws			Rebounds			PF	A	T/O	BLK	STL	PTS	AVG
				FG-FGA	PCT	3FG-FGA	PCT	FT-FTA	PCT	OFF	DEF	TOT	AVG									
at Clemson	11/05/19	*	20:35	1-7	.143	1-5	.200	1-3	.333	4	2	6	6.0	5	2	2	0	1	4	4.0		
Coppin St.	11/08/19	*	23:15	3-8	.375	1-3	.333	0-0	.000	1	6	7	6.5	2	0	3	0	1	7	5.5		
USC Upstate	11/13/19		19:37	1-5	.200	0-4	.000	0-0	.000	0	4	4	5.7	1	2	0	0	0	2	4.3		
Lehigh	11/16/19		15:13	1-5	.200	0-3	.000	0-0	.000	0	4	4	5.3	1	0	0	1	0	2	3.8		
Delaware St.	11/20/19		25:47	5-10	.500	5-7	.714	0-0	.000	1	5	6	5.4	1	7	0	0	0	15	6.0		
vs Michigan St.	11/25/19		09:53	1-4	.250	0-1	.000	0-0	.000	1	0	1	4.7	0	1	0	0	1	2	5.3		
vs Dayton	11/26/19		12:59	1-3	.333	0-1	.000	1-2	.500	0	3	3	4.4	1	1	0	1	0	3	5.0		
vs BYU	11/27/19		10:51	1-1	1.000	1-1	1.000	0-0	.000	0	1	1	4.0	1	0	0	0	0	3	4.8		
Duke	12/06/19		16:11	2-6	.333	1-4	.250	2-2	1.000	2	2	4	4.0	0	2	0	0	1	7	5.0		
Chattanooga	12/11/19		06:43	0-2	.000	0-2	.000	0-0	.000	1	0	1	3.7	1	1	0	0	0	0	4.5		

CAREER STATS

SEASON	TEAM	GP-GS	MIN	Field Goals			3-Point			F-Throws			Rebounds			Scoring				
				FG-FGA	FG%	3FG-FGA	3FG%	FT-FTA	FT%	OFF	DEF	TOT	AVG	PF	FO	AST	TO	BLK	STL	PTS
2018-19	Hokies	34-1	486/14.3	57-117	.487	22-54	.407	23-31	.742	31	47	78	2.3	37-0	20	20	2	18	159	4.7
2019-20	Hokies	10-2	161/16.1	16-51	.314	9-31	.290	4-7	.571	10	27	37	3.7	13-1	16	5	2	4	45	4.5
TOTAL		44-3	647/14.7	73-168	.435	31-85	.365	27-38	.711	41	74	115	2.6	50-1	36	25	4	22	204	4.6





LANDERS NOLLEY II (NAH-lee)

Redshirt Freshman | 6-7 | 225
G/F | Atlanta, Ga.

High School
Langston Hughes

Major: Public Health

2

Two-time ACC Freshman of the Week (11/18/19 & 12/2/19)
Maui Jim Maui Invitational All-Tournament Team
2018-19 ACC Academic Honor Roll

AT THE RIM

- Has played in all 10 games, starting each contest.
- Had nearly his sixth 20-point game, recording 19 points, six rebounds and three assists versus Chattanooga (12/11).
- Had his eight-game streak snapped of scoring in double figures vs. No. 10/8 Duke (12/6), tallying seven points but pulled down a career-high eight rebounds and owned four assists.
- Talled a game-high 22 points and a career-high eight free throws, going 8-for-8, while getting it done defensively, setting new career highs with three steals and two blocks in the upset win over then-No. 3/3 Michigan State in Maui.
- Hit the most 3-pointers by an ACC player this season, making seven triples on his way to 27 points, while collecting five rebounds, four assists and two steals versus Lehigh (11/16).
- Had the best debut by a freshman in Tech history, breaking the school record of most points in a debut with a career-high 30, the fourth-most by an ACC freshman in a debut.
- Attended Langston Hughes High School in Fairburn, Georgia.
- Had 26 points and six rebounds in the 2017 state 6A title game, leading Langston Hughes to the first of two state titles.
- His father, Landers Nolley Sr., played for Dale Brown at LSU.

CAREER HIGHS

Statistic	Value
Points	30 at Clemson 11/05/19
Rebounds	8 vs Duke 12/06/19
Assists	5 vs Michigan St. 11/25/19
Steals	3 vs Michigan St. 11/25/19
Blocks	2 vs Michigan St. 11/25/19
FG Made	12 at Clemson 11/05/19
FG Attempts	23 at Clemson 11/05/19
3FG Made	7 vs Lehigh 11/16/19
3FG Attempts	12 vs Lehigh 11/16/19
FT Made	8 vs Michigan St. 11/25/19
FT Attempts	8 vs Michigan St. 11/25/19

GAME-BY-GAME STATS

Opponent	Date	GS	MIN	Total			3-Pointers			Free throws			Rebounds			PF	A	T/O	BLK	STL	PTS	AVG
				FG-FGA	PCT	3FG-3FGA	PCT	FT-FTA	PCT	OFF	DEF	TOT	AVG									
at Clemson	11/05/19	*	36:57	12-23	.522	4-8	.500	2-4	.500	1	4	5	5	3	0	5	0	2	30	30.0		
Coppin St.	11/08/19	*	26:20	3-10	.300	0-5	.000	5-7	.714	0	7	7	6.0	1	1	3	1	1	11	20.5		
USC Upstate	11/13/19	*	33:35	8-14	.571	4-7	.571	3-4	.750	0	6	6	6.0	0	3	2	0	1	23	21.3		
Lehigh	11/16/19	*	29:46	10-19	.526	7-12	.583	0-0	.000	0	5	5	5.8	2	4	5	1	2	27	22.8		
Delaware St.	11/20/19	*	18:25	4-8	.500	2-5	.400	0-0	.000	0	1	1	4.8	1	3	2	0	0	10	20.2		
vs Michigan St.	11/25/19	*	36:30	5-12	.417	4-6	.667	8-8	1.000	0	4	4	4.7	0	5	3	2	3	22	20.5		
vs Dayton	11/26/19	*	24:28	5-13	.385	3-6	.500	2-2	1.000	0	6	6	4.9	3	1	3	0	1	15	19.7		
vs BYU	11/27/19	*	35:30	9-18	.500	3-4	.750	1-1	1.000	0	7	7	5.1	1	1	1	0	1	22	20.0		
Duke	12/06/19	*	29:19	3-7	.429	0-2	.000	1-2	.500	0	8	8	5.4	3	4	9	0	0	7	18.6		
Chattanooga	12/11/19	*	34:03	7-20	.350	1-7	.143	4-5	.800	1	5	6	5.5	1	3	2	0	0	19	18.6		
Totals			10	304:53	66-144	.458	28-62	.452	26-33	.788	2	53	55	5.5	15	25	35	4	11	186	18.6	

CAREER STATS

SEASON	TEAM	GP-GS	MIN	AVG	FG-FGA	FG%	3FG-3FGA	3FG%	FT-FTA	FT%	OFF	DEF	TOT	AVG	PF	FO	AST	T/O	BLK	STL	PTS	AVG
2019-20	Hokies	10-10	305/30.5	66-144	.458	28-62	.452	26-33	.788	2	53	55	5.5	15-0	25	35	4	11	186	18.6		
TOTAL		10-10	305/30.5	66-144	.458	28-62	.452	26-33	.788	2	53	55	5.5	15-0	25	35	4	11	186	18.6		



WABISSA BEDE (wa-BEE-sah BEE-dee)

Junior | 6-0 | 200
G | North Andover, Mass.

High School
Cushing Academy

Major: Communications

3

2018-19 ACC Academic Honor Roll

AT THE RIM

- Has played in all 10 games, starting each contest.
- Turned in a near triple-double versus Chattanooga (12/11), registering seven points, eight rebounds and seven assists, while chipping in one block and a steal.
- Posted a season-high 12 points, four rebounds and five assists against No. 10/8 Duke (12/6).
- Tallied six points, two rebounds, six assists and a season-high three steals versus Dayton (11/26).
- Played one of his best offensive games, recording a season-high 11 points, three rebounds and five assists versus then-No. 3 Michigan State (11/25).
- Tied his career high of 10 assists against Delaware State (11/20), while tallying five rebounds and five points.
- Posted four points, three rebounds, six assists and a season-high three steals versus Lehigh (11/16).
- Had a near double-double against Coppin State (11/8) in the home opener, collecting two career highs with nine rebounds and 10 assists, while hitting a 3-pointer.
- Filled up the stat sheet at Clemson (11/5) in the season opener, recording seven points, eight rebounds and six assists.
- Played in 35 games, starting 28 of those in 2018-19.

CAREER HIGHS

Statistic	Value
Points	14 vs UMES 12/28/18
Rebounds	9 vs Coppin St. 11/08/19
Assists	10 vs Coppin St. 11/08/19 vs Delaware St. 11/20/19
Steals	4 vs Gardner-Webb 11/09/18, at Clemson 02/09/19, at NC State 02/02/19
Blocks	2 vs The Citadel 11/12/17
FG Made	6 vs Duke 12/06/19
FG Attempts	13 vs BYU 11/27/19
3FG Made	4 vs UMES 12/28/18
3FG Attempts	5 vs Duke 02/26/19, vs BYU 11/27/19
FT Made	6 vs Houston Baptist 11/21/17
FT Attempts	9 vs Michigan St. 11/25/19


GAME-BY-GAME STATS

Opponent	Date	GS	MIN	Total			3-Pointers			Free throws			Rebounds			PF	A	T/O	BLK	STL	PTS	AVG
				FG-FGA	PCT	3FG-3FGA	PCT	FT-FTA	PCT	OFF	DEF	TOT	AVG									
at Clemson	11/05/19	*	31:44	2-4	.500	0-1	.000	3-4	.750	0	8	8	8.0	3	6	3	1	0	7	7.0		
Coppin St.	11/08/19	*	24:15	1-4	.250	1-3	.333	0-0	.000	0	9	9	8.5	2	10	2	0	2	3	5.0		
USC Upstate	11/13/19	*	25:44	3-8	.375	1-2	.500	0-0	.000	0	2	2	6.3	2	8	2	1	1	7	5.7		
Lehigh	11/16/19	*	25:14	2-6	.333	0-2	.000	0-0	.000	0	3	3	5.5	1	6	1	0	3	4	5.3		
Delaware St.	11/20/19	*	23:15	2-3	.667	1-2	.500	0-2	.000	0	5	5	5.4	0	10	0	0	1	5	5.2		
vs Michigan St.	11/25/19	*	30:43	3-10	.300	0-3	.000	5-9	.556	0	3	3	5.0	4	5	2	1	0	11	6.2		
vs Dayton	11/26/19	*	33:34	2-9	.222	0-4	.000	2-3	.667	0	2	2	4.6	3	6	1	0	3	6	6.1		
vs BYU	11/27/19	*	34:07	5-13	.385	1-5	.200	0-1	.000	1	3	4	4.5	2	7	2	0	0	11	6.8		
Duke	12/06/19	*	35:03	6-10	.600	0-1	.000	0-0	.000	0	4	4	4.4	0	5	2	0	0	12	7.3		
Chattanooga	12/11/19	*	38:26	3-7	.429	1-1	1.000	0-0	.000	2	6	8	4.8	1	7	2	1	1	7	7.3		
Totals			10	302:05	29-74	.392	5-24	.208	10-19	.526	3	45	48	4.8	18	70	17	4	11	73	7.3	

CAREER STATS

SEASON	TEAM	GP-GS	MIN	AVG	FG-FGA	FG%	3FG-3FGA	3FG%	FT-FTA	FT%	OFF	DEF	TOT	AVG	PF	FO	AST	T/O	BLK	STL	PTS	AVG
2017-18	Hokies	28-0	233/8.3	25-51	.490	9-17	.529	11-18	.611	4	20	24	0.9	27-1	23	9	3	7	70	2.5		
2018-19	Hokies	35-26	886/25.3	51-127	.402	23-65	.354	7-13	.538	8	78	86	2.5	58-0	82	37	3	38	132	3.8		
2019-20	Hokies	10-10	302/30.2	29-74	.392	5-24	.208	10-19	.526	3	45	48	4.8	18-0	70	17	4	11	73	7.3		
TOTAL		73-36	1421/19.5	105-252	.417	37-106	.349	28-50	.560	15	143	158	2.2	103-1	175	63	10	56	275	3.8		





NAHIEM ALLEYNE (na-HEEM ah-LEAN)

Freshman | 6-3 | 195
G | Buford, Ga.

High School
Mountain View

Major: University Studies

4

AT THE RIM

- Has played in all 10 games, drawing nine starts.
- Turned in his best game yet, recording a career-high 22 points on 7-of-13 shooting, while going a perfect 5 for 5 from the charity stripe, and five rebounds vs. Chattanooga (12/11).
- Tallied six points, two rebounds, an assist and a steal against No. 10/8 Duke (12/6).
- Had 12 points and tied a career-high 4 assists vs. BYU (11/27).
- Posted 10 points, three rebounds and a career-high two steals in the win over No. 3 Michigan State (11/25).
- Had 20 points, including 15 of those off of five 3s, four rebounds and two blocks vs. Delaware State (11/20).
- In his first career start, dropped a career-high 18 points thanks to four 3-pointers, while getting two rebounds against Coppin State (11/8) in the home opener.
- On his first two shots in college, buried two 3-pointers and would end up with 11 points, while collecting three rebounds, one assist and a steal at Clemson (11/5) in the season opener.
- Two-year letterwinner at Mountain View High School.
- GHSA All-State and All-Region.
- Averaged 17.2 points per game and made 63 three-pointers in the 2018-19 season.
- A three-star on 247 Sports.
- Ranked as the 21st-best player in the state of Georgia.

CAREER HIGHS

Statistic	Value
Points	22 vs Chattanooga 12/11/19
Rebounds	5 vs Chattanooga 12/11/19
Assists	4 vs USC Upstate 11/13/19, vs BYU 11/27/19
Steals	2 vs Michigan St. 11/25/19
Blocks	2 vs Delaware St. 11/20/19
FG Made	7 vs Delaware St. 11/20/19, vs Chattanooga 12/11/19
FG Attempts	13 vs Chattanooga 12/11/19
3FG Made	5 vs Delaware St. 11/20/19
3FG Attempts	9 vs Delaware St. 11/20/19
FT Made	5 at Clemson 11/05/19, vs Chattanooga 12/11/19
FT Attempts	6 at Clemson 11/05/19

GAME-BY-GAME STATS

Opponent	Date	GS	MIN	Total			3-Pointers			Free throws			Rebounds					PTS	AVG		
				FG-FGA	PCT	3FG-3FGA	PCT	FT-FTA	PCT	OFF	DEF	TOT	AVG	PF	A	T/O	BLK			STL	
at Clemson	11/05/19		22:44	2-9	.222	2-6	.333	5-6	.833	0	3	3	3	0	1	1	0	1	11	11.0	
Coppin St.	11/08/19	*	23:28	6-8	.750	4-6	.667	2-2	1.000	0	2	2	2.5	0	0	1	0	0	18	14.5	
USC Upstate	11/13/19	*	25:13	3-6	.500	1-3	.333	2-3	.667	0	2	2	2.3	0	4	0	1	0	9	12.7	
Lehigh	11/16/19	*	20:43	1-7	.143	0-3	.000	3-4	.750	0	2	2	2.3	0	1	0	0	0	5	10.8	
Delaware St.	11/20/19	*	31:15	7-11	.636	5-9	.556	1-1	1.000	0	4	4	2.6	0	1	0	2	1	20	12.6	
vs Michigan St.	11/25/19	*	33:51	3-10	.300	2-4	.500	2-3	.667	0	3	3	2.7	2	1	0	0	2	10	12.2	
vs Dayton	11/26/19	*	30:57	3-8	.375	0-1	.000	3-5	.600	0	2	2	2.6	2	3	1	0	0	9	11.7	
vs BYU	11/27/19	*	36:28	5-8	.625	2-4	.500	0-0	.000	0	3	3	2.6	1	4	2	1	0	12	11.8	
Duke	12/06/19	*	32:25	2-6	.333	1-3	.333	1-2	.500	2	0	2	2.6	0	1	1	0	1	6	11.1	
Chattanooga	12/11/19	*	35:32	7-13	.538	3-7	.429	5-5	1.000	1	4	5	2.8	1	0	2	0	0	22	12.2	
Totals			9	292:36	39-86	.453	20-46	.435	24-31	.774	3	25	28	2.8	7	16	8	4	5	122	12.2

CAREER STATS

SEASON	TEAM	Field Goals			3-Point			F-Throws			Rebounds					Scoring					
		GP-GS	MIN	AVG	FG-FGA	FG%	3FG-FGA	3FG%	FT-FTA	FT%	OFF	DEF	TOT	AVG	PF	FO	AST	TO	BLK	STL	PTS
2019-20	Hokies	10-9	293/29.3	39-86	.453	20-46	.435	24-31	.774	3	25	28	2.8	7	0	16	8	4	5	122	12.2
TOTAL		10-9	293/29.3	39-86	.453	20-46	.435	24-31	.774	3	25	28	2.8	7	0	16	8	4	5	122	12.2



JONATHAN KABONGO (kuh-BONGO)

Sophomore | 6-4 | 195
G | Toronto, Canada

High School
Thornlea Secondary

Major: Creative Writing

10

AT THE RIM

- Has yet to see action.
- Played in 21 games in 2018-19.
- Hit a 3-pointer, pulled down two rebounds and swatted a shot against Miami (Fla) in the second round of the ACC Tournament.
- Tied a career high and scored an ACC-high six points at Pitt, while collecting ACC highs in three categories—two rebounds, one assist and a steal in his second-most minutes of the season with 13.
- Scored his first points in ACC action, coming off the bench in the final minute and making a layup versus Syracuse.
- Played in his first league game against Wake Forest .
- Scored his first points as a Hokie against Central Connecticut State, nailing a 3-pointer.
- Played in the season opener against Gardner-Webb, earning his first assist.

CAREER HIGHS

Statistic	Value
Points	6 at Pittsburgh 02/16/19, vs UMES 12/28/18
Rebounds	2 at Pittsburgh 02/16/19, vs Northeastern 11/16/18, vs Miami (FL) 03/13/19
Assists	1 4 times
Steals	1 at Notre Dame 02/23/19, at Pittsburgh 02/16/19, vs South Carolina St. 12/09/18
Blocks	1 vs Miami (FL) 03/13/19
FG Made	2 at Pittsburgh 02/16/19, vs UMES 12/28/18
FG Attempts	5 vs UMES 12/28/18
3FG Made	2 at Pittsburgh 02/16/19
3FG Attempts	4 vs Central Conn. St. 12/01/18, vs UMES 12/28/18
FT Made	1 vs Virginia 02/18/19, vs UMES 12/28/18
FT Attempts	2 vs UMES 12/28/18

GAME-BY-GAME STATS

CAREER STATS

SEASON	TEAM	Field Goals			3-Point			F-Throws			Rebounds					Scoring				
		GP-GS	MIN	AVG	FG-FGA	FG%	3FG-FGA	3FG%	FT-FTA	FT%	OFF	DEF	TOT	AVG	PF	FO	AST	TO	BLK	STL
2018-19	Hokies	21-0	102/4.8	11-28	.393	7-22	.318	2-4	.500	0	12	12	0.6	10-0	4	4	1	3	31	1.5
TOTAL		21-0	102/4.8	11-28	.393	7-22	.318	2-4	.500	0	12	12	0.6	10-0	4	4	1	3	31	1.5





BRENDAN PALMER

Sophomore | 6-4 | 195
G | Winston-Salem, N.C.

High School
Forsyth Country Day

Major: Public Health

11

2018-19 ACC Academic Honor Roll

AT THE RIM

- Has played in one game.
- Came in off the bench in the final two minutes against Coppin State (11/8) in the home opener, earning his first career rebound and a steal.
- Appeared in four games in the 2018-19 season.
- Played in his first ACC game against Miami (Fla.).
- Appeared versus Central Connecticut State.
- Came in against St. Francis (Pa.).
- College debut was versus Northeastern.
- Member of the National Honor Society.
- Lettered previous season at Calvary Day School, where he also ran track.

CAREER HIGHS

Statistic	Value
Rebounds	1 vs Coppin St. 11/08/19
Steals	1 vs Coppin St. 11/08/19
FG Attempts	2 vs Coppin St. 11/08/19
3FG Attempts	2 vs Coppin St. 11/08/19

GAME-BY-GAME STATS

Opponent	Date	GS	MIN	Total		3-Pointers		Free throws		Rebounds			PF	A	T/O	BLK	STL	PTS	AVG	
				FG-FGA	PCT	3FG-3FGA	PCT	FT-FTA	PCT	OFF	DEF	TOT	AVG							
Coppin St.	11/08/19		02:09	0-2	.000	0-2	.000	0-0	.000	0	1	1	1.0	0	0	0	0	1	0	0.0
Totals		0	02:09	0-2	.000	0-2	.000	0-0	.000	0	1	1	1.0	0	0	0	0	1	0	0.0

CAREER STATS

SEASON	TEAM	GP-GS	MIN	Field Goals		3-Point		F-Throws		Rebounds			Scoring								
				FG-FGA	FG%	3FG-FGA	3FG%	FT-FTA	FT%	OFF	DEF	TOT	AVG	PF	FO	AST	TO	BLK	STL	PTS	AVG
2018-19	Hokies	4-0	3/0.7	0-0	.000	0-0	.000	0-0	.000	0	0	0	0.0	0-0	0	0	0	0	0	0	0.0
2019-20	Hokies	1-0	2/2.2	0-2	.000	0-2	.000	0-0	.000	0	1	1	1.0	0-0	0	0	0	0	1	0	0.0
TOTAL		5-0	5/1.0	0-2	.000	0-2	.000	0-0	.000	0	1	1	1.0	0-0	0	0	0	0	1	0	0.0



P.J. HORNE

Junior | 6-6 | 225
F | Tifton, Ga.

High School
Tift County

Major: Sociology

14

2018-19 ACC Academic Honor Roll

AT THE RIM

- Has played in all 10 games, starting each contest.
- After only making one 3-pointer last year in 29 games, had his nine-game streak of making at least one this season snapped versus Chattanooga (12/11), with going 0 for 3 from downtown, but had five rebounds and a career-high two steals.
- Filled up the stat sheet against No. 10/8 Duke (12/6), tallying a season-high 15 points, six rebounds and two blocks.
- Tied his season high of seven rebounds against then-No. 3 Michigan State (11/25) and went on to post 12 points.
- Had 14 points against Lehigh (11/16) and five rebounds.
- Tallied nine points for the second straight game, four rebounds and a block versus USC Upstate (11/13).
- Posted eight points, seven rebounds and, arguably the most important play of the game, a game-changing dunk to put Tech up three with a minute to go at Clemson (11/5).
- Played in 29 games last season, starting four contests. Posted a season-high 13 points against North Carolina A&T on 5-of-6 shooting with three free throws.

CAREER HIGHS

Statistic	Value
Points	16 vs Iowa 11/28/17
Rebounds	7 vs Miami (FL) 02/03/18, at Clemson 11/05/19, vs Michigan St. 11/25/19
Assists	3 vs Saint Francis (PA) 11/24/18
Steals	2 vs Chattanooga 12/11/19
Blocks	2 4 times
FG Made	6 4 times
FG Attempts	13 vs Duke 12/06/19
3FG Made	3 vs Coppin St. 11/08/19, vs Duke 12/06/19, vs BYU 11/27/19
3FG Attempts	8 vs Duke 12/06/19
FT Made	4 vs Iowa 11/28/17, vs N.C. A&T 12/28/17, vs Clemson 02/21/18
FT Attempts	7 vs Miami (FL) 02/03/18

GAME-BY-GAME STATS

Opponent	Date	GS	MIN	Total		3-Pointers		Free throws		Rebounds			PF	A	T/O	BLK	STL	PTS	AVG	
				FG-FGA	PCT	3FG-3FGA	PCT	FT-FTA	PCT	OFF	DEF	TOT	AVG							
at Clemson	11/05/19	*	35:41	3-7	.429	1-4	.250	1-1	1.000	0	7	7	7.0	1	2	1	0	8	8.0	
Coppin St.	11/08/19	*	22:36	3-5	.600	3-4	.750	0-0	.000	1	2	3	5.0	1	2	1	0	1	9	8.5
USC Upstate	11/13/19	*	25:00	4-7	.571	1-2	.500	0-0	.000	0	4	4	4.7	3	0	1	1	0	9	8.7
Lehigh	11/16/19	*	25:50	6-8	.750	2-4	.500	0-0	.000	4	1	5	4.8	1	0	2	0	0	14	10.0
Delaware St.	11/20/19	*	15:21	3-6	.500	1-3	.333	0-0	.000	1	1	2	4.2	2	1	3	0	0	7	9.4
vs Michigan St.	11/25/19	*	29:40	5-6	.833	2-2	1.000	0-1	.000	4	3	7	4.7	3	1	1	1	0	12	9.8
vs Dayton	11/26/19	*	28:03	3-4	.750	1-2	.500	0-0	.000	1	2	3	4.4	2	1	1	2	1	7	9.4
vs BYU	11/27/19	*	31:23	5-6	.833	3-4	.750	0-0	.000	0	4	4	4.4	1	1	1	1	0	13	9.9
Duke	12/06/19	*	33:36	6-13	.462	3-8	.375	0-0	.000	0	6	6	4.6	1	0	1	2	0	15	10.4
Chattanooga	12/11/19	*	32:17	1-6	.167	0-3	.000	0-0	.000	2	3	5	4.6	1	0	1	2	2	9.6	
Totals		10	279:26	39-68	.574	17-36	.472	1-2	.500	13	33	46	4.6	16	8	12	8	4	96	9.6

CAREER STATS

SEASON	TEAM	GP-GS	MIN	Field Goals		3-Point		F-Throws		Rebounds			Scoring								
				FG-FGA	FG%	3FG-FGA	3FG%	FT-FTA	FT%	OFF	DEF	TOT	AVG	PF	FO	AST	TO	BLK	STL	PTS	AVG
2017-18	Hokies	28-1	327/11.7	49-83	.590	2-6	.333	28-42	.667	31	36	67	2.4	40-2	2	18	7	4	128	4.6	
2018-19	Hokies	29-4	379/13.1	42-74	.568	1-8	.125	12-16	.750	32	33	65	2.2	49-0	10	26	8	5	97	3.3	
2019-20	Hokies	10-10	279/27.9	39-68	.574	17-36	.472	1-2	.500	13	33	46	4.6	16-0	8	12	8	4	96	9.6	
TOTAL		67-15	985/14.7	130-225	.578	20-50	.400	41-60	.683	76	102	178	2.7	105-2	20	56	23	13	321	4.8	





JALEN CONE

Freshman | 5-10 | 170
G | Walkertown, N.C.

High School
Walkertown

Major: Undecided

15



JOHN OJIAKO (OH-gee-ah-co)

Freshman | 6-10 | 240
F | Lagos, Nigeria

High School
Admiral Farragut

Major: Undecided

21

AT THE RIM

- Has played in all 10 games.
- Made his first 3-pointer in three weeks (Nov. 20) versus Chattanooga (12/11), while pulling down a rebound.
- Did not play for more than 10 minutes a game in Maui, scoring two points on two occasions against BYU (11/27) and then-No. 3 Michigan State (11/25).
- Turned in a career-high 17 points vs. Delaware State (11/20), hitting five 3-pointers and doing it in just 18 minutes of action.
- Was hot from downtown against USC Upstate (11/13), making three 3-pointers - first game scoring in double figures (11).
- Posted three points and one rebound in eight minutes of action at Clemson (11/5) in the season opener.
- Four-year letterwinner at Walkertown High School under head coach Kevin Thompson.
- Averaged 25.7 points and 6.6 assists per game in the 2018-19 season and 35.5 ppg in the 2017-18 season.
- Top 100 prospect, ranked as the No. 8 point guard in the nation and a four-star prospect by 247Sports.com.
- Reclassified from the 2020 class and graduated from high school this summer a year early.
- Ranked 53rd in the ESPN 100 rankings for the Class of 2020.
- Second-team All-State selection as a junior by USA Today and the North Carolina Basketball Coaches Association.
- Has a daughter named Ivy Faithe Cone.

CAREER HIGHS

Statistic	Value
Points	17 vs Delaware St. 11/20/19
Rebounds	2 vs Michigan St. 11/25/19
Assists	4 vs Lehigh 11/16/19
Steals	1 vs Delaware St. 11/20/19
FG Made	5 vs Delaware St. 11/20/19
FG Attempts	8 vs Delaware St. 11/20/19
3FG Made	5 vs Delaware St. 11/20/19
3FG Attempts	7 vs Delaware St. 11/20/19
FT Made	2 vs Delaware St. 11/20/19, vs BYU 11/27/19
FT Attempts	2 vs Delaware St. 11/20/19, vs BYU 11/27/19

GAME-BY-GAME STATS

Opponent	Date	GS	MIN	Total FG-FGA	3-Pointers 3FG-3FGA	Free throws FT-FTA	Rebounds OFF DEF TOT	PF	A	T/O	BLK	STL	PTS	AVG						
at Clemson	11/05/19	08:16	1-2	.500	1-1	1.000	0-0	.000	0	1	1	1.0	0	0	0	0	3	3.0		
Coppin St.	11/08/19	15:45	2-7	.286	1-4	.250	0-0	.000	0	1	1	1.0	2	0	3	0	5	4.0		
USC Upstate	11/13/19	14:16	4-5	.800	3-3	1.000	0	0	1	1	1.0	3	0	1	0	0	11	6.3		
Lehigh	11/16/19	14:46	3-5	.600	2-4	.500	0-0	.000	0	1	1	1.0	2	4	1	0	8	6.8		
Delaware St.	11/20/19	17:55	5-8	.625	5-7	.714	2-2	1.000	1	0	1	1.0	1	1	2	0	1	17	8.8	
vs Michigan St.	11/25/19	09:17	1-1	1.000	0-0	.000	0-1	.000	0	2	2	1.2	3	0	2	0	2	7.7		
vs Dayton	11/26/19	07:20	0-1	.000	0-0	.000	0-0	.000	0	0	0	1.0	2	0	1	0	0	6.6		
vs BYU	11/27/19	05:53	0-3	.000	0-2	.000	2-2	1.000	0	0	0	0.8	1	0	0	0	2	6.0		
Duke	12/06/19	04:57	1-3	.333	0-0	.000	0-0	.000	0	0	0	0.8	0	0	0	0	2	5.6		
Chattanooga	12/11/19	14:26	1-3	.333	1-1	1.000	0-0	.000	0	1	1	0.8	1	0	1	0	3	5.3		
Totals		0	112:51	18-38	.474	13-22	.591	4-5	.800	1	7	8	0.8	15	5	11	0	1	53	5.3

CAREER STATS

SEASON	TEAM	GP-GS	MIN	AVG	Field Goals FG-FGA	3-Point 3FG-3FGA	F-Throws FT-FTA	Rebounds OFF DEF TOT	PF	AST	BLK	STL	PTS	AVG						
2019-20	Hokies	10-0	113/11.3	18-38	.474	13-22	.591	4-5	.800	1	7	8	0.8	15-0	5	11	0	1	53	5.3
TOTAL		10-0	113/11.3	18-38	.474	13-22	.591	4-5	.800	1	7	8	0.8	15-0	5	11	0	1	53	5.3

AT THE RIM

- Has played in all 10 games.
- Put down a two-handed slam and grabbed a rebound versus Chattanooga (12/11).
- Hit an eight-foot hook shot against No. 10/8 Duke (12/6) in six minutes off the bench.
- Pulled down a rebound and made a six-foot fadeaway against No. 3 Michigan State (11/25).
- Had a near double-double against Delaware State (11/20), recording nine points and seven rebounds - both career highs.
- Grabbed two rebounds, both offensive, vs. Lehigh (11/16).
- Tallied four points, three rebounds, including two offensive, two steals and two blocks against USC Upstate (11/13).
- Posted six points, two rebounds and a block against Coppin State (11/8) in the home opener.
- Grabbed his first career rebound at Clemson (11/5) in the season opener.
- Played at Admiral Farragut High School.
- Originally from Nigeria, played his high school basketball first in Kentucky and last year in St. Petersburg, Florida.
- Rated as No. 25 center in the nation and No. 10 player in Florida by ESPN.
- Three-star prospect on 247 Sports and Rivals.com.
- No. 21 player in Florida by 247 Sports.
- Hopes to become a medical doctor.

CAREER HIGHS

Statistic	Value
Points	9 vs Delaware St. 11/20/19
Rebounds	7 vs Delaware St. 11/20/19
Steals	2 vs USC Upstate 11/13/19
Blocks	2 vs USC Upstate 11/13/19
FG Made	3 vs Delaware St. 11/20/19
FG Attempts	6 vs Delaware St. 11/20/19
FT Made	3 vs Delaware St. 11/20/19
FT Attempts	5 vs Delaware St. 11/20/19

GAME-BY-GAME STATS

Opponent	Date	GS	MIN	Total FG-FGA	3-Pointers 3FG-3FGA	Free throws FT-FTA	Rebounds OFF DEF TOT	PF	A	T/O	BLK	STL	PTS	AVG						
at Clemson	11/05/19	08:16	1-2	.500	1-1	1.000	0-0	.000	0	1	1	1.0	0	0	0	0	3	3.0		
Coppin St.	11/08/19	15:45	2-7	.286	1-4	.250	0-0	.000	0	1	1	1.0	2	0	3	0	5	4.0		
USC Upstate	11/13/19	14:16	4-5	.800	3-3	1.000	0-0	.000	0	1	1	1.0	3	0	1	0	0	11	6.3	
Lehigh	11/16/19	14:46	3-5	.600	2-4	.500	0-0	.000	0	1	1	1.0	2	4	1	0	0	8	6.8	
Delaware St.	11/20/19	17:55	5-8	.625	5-7	.714	2-2	1.000	1	0	1	1.0	1	1	2	0	1	17	8.8	
vs Michigan St.	11/25/19	09:17	1-1	1.000	0-0	.000	0-1	.000	0	2	2	1.2	3	0	2	0	0	2	7.7	
vs Dayton	11/26/19	07:20	0-1	.000	0-0	.000	0-0	.000	0	0	0	1.0	2	0	1	0	0	0	6.6	
vs BYU	11/27/19	05:53	0-3	.000	0-2	.000	2-2	1.000	0	0	0	0.9	1	0	0	0	2	6.0		
Duke	12/06/19	04:57	1-3	.333	0-0	.000	0-0	.000	0	0	0	0.8	0	0	0	0	2	5.6		
Chattanooga	12/11/19	14:26	1-3	.333	1-1	1.000	0-0	.000	0	1	1	0.8	1	0	1	0	0	3	5.3	
Totals		0	112:51	18-38	.474	13-22	.591	4-5	.800	1	7	8	0.8	15	5	11	0	1	53	5.3

CAREER STATS

SEASON	TEAM	GP-GS	MIN	AVG	Field Goals FG-FGA	3-Point 3FG-3FGA	F-Throws FT-FTA	Rebounds OFF DEF TOT	PF	AST	BLK	STL	PTS	AVG						
2019-20	Hokies	10-0	106/10.6	13-23	.565	0-0	.000	5-9	.556	11	10	21	2.1	10-0	0	5	5	2	31	3.1
TOTAL		10-0	106/10.6	13-23	.565	0-0	.000	5-9	.556	11	10	21	2.1	10-0	0	5	5	2	31	3.1





TYRECE RADFORD (TIE-reese)

Redshirt Freshman | 6-1 | 205
Baton Rouge, La.

High School
Cushing Academy

Major: University Studies

23

AT THE RIM

- Has played in all 10 games, drawing eight starts.
- Had an almost double-double versus Chattanooga (12/11), registering eight points and seven rebounds, while dishing out an assist and swiping two steals to tie a career high.
- Posted a career-high 12 points on 6-of-7 shooting and pulled down seven rebounds against No. 10/8 Duke (12/6).
- Recorded nine points, the third-most of his career, two rebounds and an assist versus BYU (11/27).
- Had another near double-double, registering nine points and eight rebounds against Delaware State (11/20).
- Pulled down a career-high 11 rebounds, while collecting eight points, two assists and a steal versus Lehigh (11/16).
- In his first career start, tallied four points, three rebounds, two blocks and two steals versus USC Upstate (11/13).
- Redshirted last year after being a four-year starter in the state of Louisiana during prep days.
- All-Metro performer at McKinley as a senior.
- Averaged 22.0 points, 6.0 rebounds and 4.0 assists as a senior, leading Panthers to state semifinals.
- Second team All-State as a senior.
- First team all-district and All-Metro and second-team Class 5A all-state performer, averaging 17.8 points, 4.5 rebounds and 4.2 assists as a junior.

CAREER HIGHS

Statistic	Value
Points	12 vs Duke 12/06/19
Rebounds	11 vs Lehigh 11/16/19
Assists	2 vs Lehigh 11/16/19, vs Delaware St. 11/20/19
Steals	2 vs USC Upstate 11/13/19, vs Chattanooga 12/11/19
Blocks	2 vs Coppin St. 11/08/19
FG Made	6 vs Duke 12/06/19
FG Attempts	7 vs Coppin St. 11/08/19, vs Duke 12/06/19
3FG Attempts	2 vs Lehigh 11/16/19
FT Made	3 vs Delaware St. 11/20/19
FT Attempts	4 vs Delaware St. 11/20/19, vs Chattanooga 12/11/19

GAME-BY-GAME STATS

Opponent	Date	GS	MIN	Total			3-Pointers			Free throws			Rebounds					PF	A	T/O	BLK	STL	PTS	AVG
				FG-FGA	PCT	3FG-3FGA	PCT	FT-FTA	PCT	OFF	DEF	TOT	AVG	PF	FO	AST	T/O							
at Clemson	11/05/19		12:31	1-2	.500	0-0	.000	2-2	1.000	1	3	4	4.0	1	0	0	0	0	4	4.0				
Coppin St.	11/08/19	*	20:36	5-7	.714	0-1	.000	0-1	.000	1	7	8	6.0	2	1	0	2	0	10	7.0				
USC Upstate	11/13/19	*	18:59	3-4	.750	0-0	.000	0-0	.000	2	2	4	5.3	1	1	1	1	2	6	6.7				
Lehigh	11/16/19	*	29:03	4-5	.800	0-2	.000	0-0	.000	6	5	11	6.8	1	2	0	0	1	8	7.0				
Delaware St.	11/20/19	*	20:04	3-4	.750	0-0	.000	3-4	.750	3	5	8	7.0	2	2	1	0	1	9	7.4				
vs Michigan St.	11/25/19	*	09:47	0-0	.000	0-0	.000	0-0	.000	1	0	1	6.0	1	0	0	0	1	0	6.2				
vs Dayton	11/26/19	*	20:12	2-3	.667	0-1	.000	2-2	1.000	1	1	2	5.4	3	1	1	1	1	6	6.1				
vs BYU	11/27/19	*	19:51	4-5	.800	0-0	.000	1-2	.500	2	0	2	5.0	1	1	0	0	0	9	6.5				
Duke	12/06/19	*	24:29	6-7	.857	0-0	.000	0-0	.000	3	4	7	5.2	1	0	0	0	0	12	7.1				
Chattanooga	12/11/19	*	33:37	3-6	.500	0-0	.000	2-4	.500	4	3	7	5.4	3	1	0	0	2	8	7.2				
Totals		8	209:09	31-44	.705	0-4	.000	10-15	.667	24	30	54	5.4	16	9	3	3	8	72	7.2				

CAREER STATS

SEASON	TEAM	GP-GS	MIN	Field Goals			3-Point			F-Throws			Rebounds					Scoring		
				FG-FGA	FG%	3FG-FGA	3FG%	FT-FTA	FT%	OFF	DEF	TOT	AVG	PF-FO	AST	T/O	BLK	STL	PTS	AVG
2019-20	Hokies	10-8	209/20.9	31-44	.705	0-4	.000	10-15	.667	24	30	54	5.4	16-0	9	3	3	8	72	7.2
TOTAL	10-8	209/20.9	31-44	.705	0-4	.000	10-15	.667	24	30	54	5.4	16-0	9	3	3	8	72	7.2	



BRANDEN JOHNSON

Graduate Student | 6-8 | 230
F | Garfield Heights, Ohio

High School / Last School
Garfield Heights / Alabama State

Major: Curriculum and Instruction

24

AT THE RIM

- Has played in three games.
- Played five minutes off the bench against Delaware State (11/20).
- Earned his first block as a Hokie versus Lehigh (11/16).
- Came in off the bench and played five minutes against Coppin State (11/8) in the home opener, grabbing a rebound.
- A grad transfer from Alabama State that played in 66 games with 46 starts.
- Averaged four points and four rebounds per game in 2018-19.
- Scored in double-figures in three games last season, including a double-double (11 points, 13 rebounds) against Birmingham-Southern.
- 2018-19 Preseason All-SWAC second team pick.

CAREER HIGHS

Statistic	Value
Points	16 at Prairie View 02/24/18
Rebounds	17 at Prairie View 02/24/18
Assists	1 11 times
Steals	2 at Iowa 11/12/17, at South Dakota St. 11/14/17, at Jacksonville St. 11/30/17
Blocks	6 vs Jackson St. 03/01/18
FG Made	7 at Prairie View 02/24/18
FG Attempts	9 at Texas Southern 02/26/18
3FG Attempts	1 at Ark.-Pine Bluff 02/05/18, vs Fort Valley St. 12/29/16
FT Made	6 at Alabama A&M 02/10/18
FT Attempts	12 vs Birmingham-So. 11/14/18

GAME-BY-GAME STATS

Opponent	Date	GS	MIN	Total			3-Pointers			Free throws			Rebounds					PF	A	T/O	BLK	STL	PTS	AVG
				FG-FGA	PCT	3FG-3FGA	PCT	FT-FTA	PCT	OFF	DEF	TOT	AVG	PF	FO	AST	T/O							
Coppin St.	11/08/19		04:51	0-0	.000	0-0	.000	0-0	.000	0	0	0	1	1	1.0	0	0	0	0	0	0.0			
Lehigh	11/16/19		04:29	0-0	.000	0-0	.000	0-0	.000	0	1	1	1.0	0	0	0	0	1	0	0	0.0			
Delaware St.	11/20/19		04:42	0-0	.000	0-0	.000	0-0	.000	0	0	0	0.7	1	0	0	0	0	0	0.0				
Totals		0	14:02	0-0	.000	0-0	.000	0-0	.000	0	2	2	0.7	1	0	0	1	0	0	0.0				

CAREER STATS

SEASON	TEAM	GP-GS	MIN	Field Goals			3-Point			F-Throws			Rebounds					Scoring		
				FG-FGA	FG%	3FG-FGA	3FG%	FT-FTA	FT%	OFF	DEF	TOT	AVG	PF-FO	AST	T/O	BLK	STL	PTS	AVG
2016-17	ALST	4-0	8/2.0	0-3	.000	0-1	.000	0-0	.000	1	0	1	0.3	1-0	0	1	0	0	0	0.0
2017-18	ALST	31-31	752/24.3	99-154	.643	0-1	.000	40-108	.370	79	133	212	6.8	74-1	8	37	48	18	238	7.7
2018-19	ALST	31-15	525/16.9	53-85	.624	0-0	.000	27-70	.386	46	68	114	3.7	46-0	3	20	19	7	133	4.3
2019-20	Hokies	3-0	14/4.7	0-0	.000	0-0	.000	0-0	.000	0	2	2	0.7	1-0	0	0	1	0	0	0.0
TOTAL FOR Hokies		3-0	14/4.7	0-0	.000	0-0	.000	0-0	.000	0	2	2	0.7	1-0	0	0	1	0	0	0.0
TOTAL		69-46	1299/18.8	152-242	.628	0-2	.000	67-178	.376	126	203	329	4.8	122-1	11	58	68	25	371	5.4



GRANT YATES

Sophomore | 6-8 | 210
F | Gainesville, Va.

High School / Last School
Battlefield / Christopher Newport

Major: Business

13

AT THE RIM

- Due to NCAA transfer rules, will have to sit out this season.
- Walk-on at after transferring from Christopher Newport University.
- At Christopher Newport, he appeared in 19 games as a freshman in the 2018-19 season.
- Scored 17 points and grabbed 11 rebounds on the season.

CAREER HIGHS

GAME-BY-GAME STATS



RYAN PAYNE

Senior | 6-8 | 220
F | Mechansville, Va.

High School
Hanover

Major: Finance

25

AT THE RIM

- Team manager.
- Three-year letterwinner at Hanover High School under head coach Darren Thornton.
- VHSL 4A first-team all-state.
- Conference 20 Player of the Year.
- Three-time all-academic team.

CAREER HIGHS

GAME-BY-GAME STATS



KEVE ALUMA ((Kev-aye))

Junior | 6-9 | 240
F | Berline, Md.

High School/Last School
Stephen Dcatur / Wofford

Major: Human Development

22

AT THE RIM

- Due to NCAA transfer rules, will have to sit out this season.
- Played in 68 games, including starting 34 contests his sophomore season at Wofford.
- Averaged seven points and seven rebounds per game in 2018-19.
- Racked up the second-most rebounds on the team with 239.
- Scored in double figures eight times and recorded two double-doubles
- Had a knack on the offensive glass, ranking fifth in the SoCon with 2.8 offensive rebounds per game in league action.
- In his free time, he enjoys playing soccer.

CAREER HIGHS

Statistic	Value
Points	14 vs Mars Hill 11/23/18, vs The Citadel 01/03/19
Rebounds	12 vs Samford 01/24/19
Assists	4 at Oklahoma 11/18/18
Steals	3 vs Samford 01/24/19
Blocks	3 at Furman 02/23/19, at ETSU 02/07/19, vs VMI 03/09/19
FG Made	6 vs Chattanooga 01/26/19, vs Samford 01/24/19
FG Attempts	9 vs Samford 01/24/19
3FG Attempts	1 at High Point 11/10/18
FT Made	6 vs Mars Hill 11/23/18, at Mercer 01/31/19, vs Seton Hall 03/21/19
FT Attempts	9 at Mercer 01/31/19

CAREER STATS

SEASON	TEAM	GP-GS	MIN	Field Goals		3-Point		F-Throws		Rebounds			Scoring								
				FG-FGA	FG%	3FG-FGA	3FG%	FT-FTA	FT%	OFF	DEF	TOT	AVG	PF-FO	AST	TO	BLK	STL	PTS	AVG	
2017-18	WOF	33-2	439	13.3	30-53	.566	0-0	.000	24-42	.571	45	68	113	3.4	63-2	18	20	13	6	84	2.5
2018-19	WOF	35-34	930	26.6	94-141	.667	0-1	.000	54-94	.574	92	147	239	6.8	81-3	34	36	31	23	242	6.9
TOTAL FOR Hokies		0-0	0/0.0	0-0	.000	0-0	.000	0-0	.000	0	0	0	0.0	0-0	0	0	0	0	0	0	0.0
TOTAL		68-36	1369	20.1	124-194	.639	0-1	.000	78-136	.574	137	215	352	5.2	144-5	52	56	44	29	326	4.8



NCAA STATS

Statistic	National Rank	Conference Rank	Value	National Leader	Value	Conference Leader	Value
3-pt Field Goal Attempts (349 ranked)	41	2	266	VMI	365	Notre Dame	283
Assist Turnover Ratio (350 ranked)	6	2	1.54	Notre Dame	1.78	Notre Dame	1.78
Assists Per Game (350 ranked)	40	3	16.2	Dayton	20.3	Notre Dame	18.0
Blocked Shots Per Game (350 ranked)	148	10	3.4	Marshall	7.7	Georgia Tech	7.1
Defensive Rebounds per Game (350 ranked)	139	8	26.70	James Madison	33.56	North Carolina	30.89
Fewest Fouls (350 ranked)	26	4	124	Iona	93	Virginia	107
Fewest Turnovers (350 ranked)	39	3	105	Marist	71	Miami (FL)	80
Field-Goal Percentage (350 ranked)	62	3	47.0	Dayton	54.6	Louisville	48.1
Field-Goal Percentage Defense (350 ranked)	164	11	41.6	Virginia	31.6	Virginia	31.6
Free Throw Attempts (350 ranked)	325	13	124	Indiana	323	Wake Forest	239
Free Throws Made (350 ranked)	325	13	84	Indiana	228	Wake Forest	181
Free-Throw Percentage (350 ranked)	236	11	67.7	Pepperdine	85.5	Wake Forest	75.7
Offensive Rebounds Per Game (350 ranked)	317	15	7.70	Portland St.	17.20	North Carolina	14.89
Personal Fouls Per Game (350 ranked)	4	3	12.4	Virginia	11.9	Virginia	11.9
Rebound Margin (350 ranked)	216	10	0.1	Illinois	15.7	North Carolina	10.7
Scoring Defense (350 ranked)	120	8	65.6	Virginia	44.2	Virginia	44.2
Scoring Margin (350 ranked)	122	8	8.0	Ohio St.	26.2	Duke	17.8
Scoring Offense (350 ranked)	145	6	73.6	Central Mich. Eastern Wash.	90.0	Duke	83.4
Steals Per Game (350 ranked)	303	13	5.2	SFA	12.7	Duke	9.5
Three Pt FG Defense (350 ranked)	95	7	30.4	Idaho St.	18.6	Virginia	26.7
Three-Point Field Goals Per Game (350 ranked)	7	1	10.8	North Florida	12.2	Virginia Tech	10.8
Three-Point Field-Goal Percentage (350 ranked)	16	1	40.6	Saint Mary's (CA)	44.4	Virginia Tech	40.6
Total 3-point FGM (350 ranked)	12	1	108	VMI	135	Virginia Tech	108
Total Assists (350 ranked)	34	2	162	VMI	204	Notre Dame	180
Total Blocks (350 ranked)	131	9	34	FIU	73	Duke	65
Total Rebounds (350 ranked)	194	9	344	South Dakota St.	516	Duke	412
Total Rebounds Per Game (350 ranked)	262	13	34.40	North Carolina	45.78	North Carolina	45.78
Total Steals (350 ranked)	273	10	52	SFA	114	Boston College	96
Turnover Margin (346 ranked)	122	10	1.6	Abilene Christian	9.0	NC State	5.0
Turnovers Forced (350 ranked)	302	13	12.10	SFA	25.33	Florida St.	18.30
Turnovers Per Game (350 ranked)	10	3	10.5	Washington St.	9.4	Miami (FL)	10.0
Won-Lost Percentage (347 ranked)	87	6	70.0	5 teams tied	100.0	Louisville	90.0
						Duke	90.0

Statistic	Player	National Rank	Conference Rank	Value	National Leader	Value	Conference Leader	Value
3-pt Field Goal Attempts (249 ranked)	Landers Nolley II	142	4	62	Azar Swain, Yale	108	Buddy Boeheim, Syracuse	74
Assist Turnover Ratio (250 ranked)	Wabissa Bede	6	1	4.12	Cam Spencer, Loyola Maryland	9.00	Wabissa Bede, Virginia Tech	4.12
Assists Per Game (248 ranked)	Wabissa Bede	8	2	7.0	Cameron Parker, Sacred Heart	9.6	Tre Jones, Duke	7.1
Blocked Shots Per Game (225 ranked)					Kylor Kelley, Oregon St.	4.50	James Banks III, Georgia Tech	4.00
Defensive Rebounds per Game (247 ranked)	Landers Nolley II	177	11	5.30	Kim Aiken Jr., Eastern Wash.	10.00	John Mooney, Notre Dame	9.89
Double Doubles (142 ranked)					Justin Bean, Utah St.	8	Vernon Carey, Duke	7
					Nathan Knight, William & Mary	8	John Mooney, Notre Dame	7
Field-Goal Percentage (250 ranked)	Landers Nolley II	214	9	45.8	Udoka Azubuike, Kansas	82.2	Vernon Carey, Duke	59.8
Free Throw Attempts (249 ranked)					Nico Carvacho, Colorado St.	86	Vernon Carey, Duke	76
Free Throws Made (242 ranked)					Keith Braxton, Saint Francis (PA)	62	Vernon Carey, Duke	47
					Olivier Sarr, Wake Forest			47
Free-Throw Percentage (249 ranked)	Landers Nolley II	207	7	78.8	Ben Pyle, Western Ill.	100.0	Joseph Girard III, Syracuse	95.8
					Souley Boum, UTEP	100.0		
Minutes Per Game (250 ranked)					George Tinsley, Binghamton	39:17	Michael Devoe, Georgia Tech	37:22
Offensive Rebounds Per Game (250 ranked)	Tyrece Radford	200	12	2.40	Cletrell Pope, Bethune-Cookman	4.80	Steffon Mitchell, Boston College	3.55
Points Per Game (241 ranked)	Landers Nolley II	60	5	18.6	Markus Howard, Marquette	25.1	Michael Devoe, Georgia Tech	21.4
Rebounds Per Game (243 ranked)					John Mooney, Notre Dame	13.2	John Mooney, Notre Dame	13.2
Steals Per Game (244 ranked)					Jacob Gilyard, Richmond	3.89	Tre Jones, Duke	2.10
Three-Point Field Goals Per Game (238 ranked)	Landers Nolley II	69	4	2.80	Aaron Nesmith, Vanderbilt	4.38	Elijah Hughes, Syracuse	3.56
Three-Point Field-Goal Percentage (132 ranked)	Landers Nolley II	30	4	45.2	Tyrell Gumbs-Frater, Coastal Carolina	55.9	Michael Devoe, Georgia Tech	52.9
Total 3-point FGM (230 ranked)	Landers Nolley II	52	2	28	Dru Kuxhausen, McNeese	42	Elijah Hughes, Syracuse	32
	Nahiem Alleyne	230	11	20				
Total Assists (246 ranked)	Wabissa Bede	8	2	70	Cameron Parker, Sacred Heart	96	Tre Jones, Duke	71
Total Blocks (204 ranked)					Osasumwen Osaghae, FIU	42	Manny Bates, NC State	31
Total Field Goal Attempts (249 ranked)	Landers Nolley II	53	3	144	Terrell Brown, Seattle U	203	Jordan Nwora, Louisville	156
Total Field Goals Made (248 ranked)	Landers Nolley II	53	3	66	Luka Garza, Iowa	97	Jordan Nwora, Louisville	73
Total Minutes (250 ranked)					Jarred Godfrey, Purdue Fort Wayne	432:40	Derryck Thornton, Boston College	347:41
Total Points (248 ranked)	Landers Nolley II	49	2	186	Jordan Roland, Northeastern	250	Jordan Nwora, Louisville	208
Total Rebounds (249 ranked)					Justin Bean, Utah St.	132	John Mooney, Notre Dame	119
Total Steals (247 ranked)					Jacob Gilyard, Richmond	35	Tre Jones, Duke	21
							Steffon Mitchell, Boston College	21
Triple Doubles (1 ranked)					9 players tied	1		



LAST FOUR BOX SCORES

Date: 11/26/19
Time: 3:00 pm
Attendance: 2400
Site: Lahaina Civic Center, Lahaina, HI
Referee: Ray Perrone, Les Jones, Joe Lindsay

Score By Period table for Dayton vs Virginia Tech

Dayton 89

Player box score for Dayton 89

Team Summary for Dayton 89

Technical Fouls: none
Second Chance Points: 11
Scores Tied: 2 times(s)
Points In the Paint: 48
Fast Break Points: 12

Virginia Tech 62

Player box score for Virginia Tech 62

Team Summary for Virginia Tech 62

Technical Fouls: none
Second Chance Points: 11
Scores Tied: 2 times(s)
Points In the Paint: 24
Fast Break Points: 5

Date: 12/06/19
Time: 7:00 pm
Attendance: 9275
Site: Cassell Coliseum, Blacksburg, VA
Referee: Brent Hampton, Tony Henderson, Bill Covington, Jr.

Score By Period table for Duke vs Virginia Tech

Duke 77

Player box score for Duke 77

Team Summary for Duke 77

Technical Fouls: none
Second Chance Points: 18
Scores Tied: 1 times(s)
Points In the Paint: 36
Fast Break Points: 6

Virginia Tech 63

Player box score for Virginia Tech 63

Team Summary for Virginia Tech 63

Technical Fouls: none
Second Chance Points: 6
Scores Tied: 1 times(s)
Points In the Paint: 40
Fast Break Points: 3

Date: 11/27/19
Time: 6:30 pm
Attendance: 2400
Site: Lahaina Civic Center, Lahaina, HI
Referee: Tim Comer, Les Jones, Tom Eads

Score By Period table for Virginia Tech vs BYU

Virginia Tech 77

Player box score for Virginia Tech 77

Team Summary for Virginia Tech 77

Technical Fouls: none
Second Chance Points: 4
Scores Tied: 9 times(s)
Points In the Paint: 30
Fast Break Points: 2

BYU 90

Player box score for BYU 90

Team Summary for BYU 90

Technical Fouls: none
Second Chance Points: 5
Scores Tied: 9 times(s)
Points In the Paint: 22
Fast Break Points: 5

Date: 12/11/19
Time: 7:00 pm
Attendance: 6348
Site: Cassell Coliseum, Blacksburg, VA
Referee: Scott Arbogast, Lamar Simpson, Ted Valentine

Score By Period table for Chattanooga vs Virginia Tech

Chattanooga 58

Player box score for Chattanooga 58

Team Summary for Chattanooga 58

Technical Fouls: none
Second Chance Points: 7
Scores Tied: 9 times(s)
Points In the Paint: 20
Fast Break Points: 0

Virginia Tech 63

Player box score for Virginia Tech 63

Team Summary for Virginia Tech 63

Technical Fouls: none
Second Chance Points: 18
Scores Tied: 9 times(s)
Points In the Paint: 26
Fast Break Points: 7



COMBINED SEASON STATS

Game Records

Record	Overall	Home	Away	Neutral
ALL GAMES	7-3	5-1	1-0	1-2
CONFERENCE	1-1	0-1	1-0	0-0
NON-CONFERENCE	6-2	5-0	0-0	1-2

Score by Periods

Team	1st	2nd	OT	TOT
Virginia Tech	362	374	0	736
Opponents	310	346	0	656

Team Box Score

No.	Player				Total		3-Point		F-Throw		Rebounds											
		GP-GS	MIN	AVG	FG-FGA	FG%	3FG-FGA	3FG%	FT-FTA	FT%	OFF	DEF	TOT	AVG	PF	DQ	A	TO	BLK	STL	PTS	AVG
2	NOLLEY II, Landers	10-10	304:53	30.5	66-144	.458	28-62	.452	26-33	.788	2	53	55	5.5	15	0	25	35	4	11	186	18.6
4	ALLEYNE, Nahiem	10-9	292:36	29.3	39-86	.453	20-46	.435	24-31	.774	3	25	28	2.8	7	0	16	8	4	5	122	12.2
14	HORNE, P.J.	10-10	279:26	27.9	39-68	.574	17-36	.472	1-2	.500	13	33	46	4.6	16	0	8	12	8	4	96	9.6
3	BEDE, Wabissa	10-10	302:05	30.2	29-74	.392	5-24	.208	10-19	.526	3	45	48	4.8	18	0	70	17	4	11	73	7.3
23	RADFORD, Tyrece	10-8	209:09	20.9	31-44	.705	0-4	.000	10-15	.667	24	30	54	5.4	16	0	9	3	3	8	72	7.2
0	CATTOOR, Hunter	9-1	216:13	24.0	21-49	.429	16-39	.410	0-3	.000	1	25	26	2.9	13	0	13	6	3	5	58	6.4
15	CONE, Jalen	10-0	112:51	11.3	18-38	.474	13-22	.591	4-5	.800	1	7	8	0.8	15	0	5	11	0	1	53	5.3
1	WILKINS, Isaiah	10-2	161:04	16.1	16-51	.314	9-31	.290	4-7	.571	10	27	37	3.7	13	1	16	5	2	4	45	4.5
21	OJIAKO, John	10-0	105:31	10.6	13-23	.565	0-0	.000	5-9	.556	11	10	21	2.1	10	0	0	5	5	2	31	3.1
24	JOHNSON, Branden	3-0	14:02	4.7	0-0	.000	0-0	.000	0-0	.000	0	2	2	0.7	1	0	0	0	1	0	0	0.0
11	PALMER, Brendan	1-0	02:09	2.2	0-2	.000	0-2	.000	0-0	.000	0	1	1	1.0	0	0	0	0	0	1	0	0.0
Team											9	9	18				3					
Total		10			272-579	.470	108-266	.406	84-124	.677	77	267	344	34.4	124	1	162	105	34	52	736	73.6
Opponents		10			246-592	.416	84-276	.304	80-115	.696	94	249	343	34.3	143	-	135	121	18	42	656	65.6

Team Statistics

	Hokies	OPP
Scoring	736	656
Points per game	73.6	65.6
Scoring margin	+8.0	-
Field goals-att	272-579	246-592
Field goal pct	.470	.416
3 point fg-att	108-266	84-276
3-point FG pct	.406	.304
3-pt FG made per game	10.8	8.4
Free throws-att	84-124	80-115
Free throw pct	.677	.696
F-Throws made per game	8.4	8.0
Rebounds	344	343
Rebounds per game	34.4	34.3
Rebounding margin	+0.1	-
Assists	162	135
Assists per game	16.2	13.5
Turnovers	105	121
Turnovers per game	10.5	12.1
Turnover margin	+1.6	-
Assist/turnover ratio	1.5	1.1
Steals	52	42
Steals per game	5.2	4.2
Blocks	34	18
Blocks per game	3.4	1.8
Winning streak	1	-
Home win streak	1	-
Attendance	53130	7500
Home games-Avg/Game	6-8855	1-7500
Neutral site-Avg/Game	-	3-2400

Team Results

Date	Opponent		Score	Att.
11/05/19	at Clemson	W	67-60	7500
11/08/19	Coppin St.	W	74-42	9275
11/13/19	USC Upstate	W	80-57	8536
11/16/19	Lehigh	W	79-53	9275
11/20/19	Delaware St.	W	100-64	8421
11/25/19	vs Michigan St.	W	71-66	2400
11/26/19	vs Dayton	L	62-89	2400
11/27/19	vs BYU	L	77-90	2400
12/06/19	Duke	L	63-77	9275
12/11/19	Chattanooga	W	63-58	8348



CONFERENCE SEASON STATS

Game Records

Record	Overall	Home	Away	Neutral
ALL GAMES	1-1	0-1	1-0	0-0
CONFERENCE	1-1	0-1	1-0	0-0
NON-CONFERENCE	0-0	0-0	0-0	0-0

Score by Periods

Team	1st	2nd	OT	TOT
Virginia Tech	75	55	0	130
Opponents	75	62	0	137

Team Box Score

No.	Player	Total			3-Point		F-Throw		Rebounds				PF		DQ		A		TO		BLK		STL		PTS		AVG	
		GP-GS	MIN	AVG	FG-FGA	FG%	3FG-FGA	3FG%	FT-FTA	FT%	OFF	DEF	TOT	AVG	PF	DQ	A	TO	BLK	STL	PTS	AVG						
2	NOLLEY II, Landers	2-2	66:16	33.1	15-30	.500	4-10	.400	3-6	.500	1	12	13	6.5	6	0	4	14	0	2	37	18.5						
14	HORNE, P.J.	2-2	69:17	34.6	9-20	.450	4-12	.333	1-1	1.000	0	13	13	6.5	2	0	2	2	2	0	23	11.5						
3	BEDE, Wabissa	2-2	66:47	33.4	8-14	.571	0-2	.000	3-4	.750	0	12	12	6.0	3	0	11	5	1	0	19	9.5						
4	ALLEYNE, Nahiem	2-1	55:09	27.6	4-15	.267	3-9	.333	6-8	.750	2	3	5	2.5	1	0	2	2	0	2	17	8.5						
23	RADFORD, Tyrece	2-1	37:00	18.5	7-9	.778	0-0	.000	2-2	1.000	4	7	11	5.5	2	0	0	0	0	0	16	8.0						
1	WILKINS, Isaiah	2-1	36:46	18.4	3-13	.231	2-9	.222	3-5	.600	6	4	10	5.0	5	1	4	2	0	2	11	5.5						
15	CONE, Jalen	2-0	13:13	6.6	2-5	.400	1-1	1.000	0-0	.000	0	1	1	0.5	0	0	0	0	0	0	5	2.5						
21	OJIAKO, John	2-0	10:43	5.4	1-2	.500	0-0	.000	0-0	.000	0	1	1	0.5	0	0	0	0	0	0	2	1.0						
0	CATTOOR, Hunter	2-1	44:49	22.4	0-5	.000	0-4	.000	0-0	.000	0	4	4	2.0	2	0	0	2	0	0	0	0						
Team											3	2	5															
Total		2	400		49-113	.434	14-47	.298	18-26	.692	16	59	75	37.5	21	1	23	27	3	6	130	65.0						
Opponents		2	400		52-127	.409	14-55	.255	19-25	.760	16	52	68	34.0	27	-	23	15	6	12	137	68.5						

Team Statistics

	HOKIES	OPP
Scoring	130	137
Points per game	65.0	68.5
Scoring margin	-3.5	-
Field goals-att	49-113	52-127
Field goal pct	.434	.409
3 point fg-att	14-47	14-55
3-point FG pct	.298	.255
3-pt FG made per game	7.0	7.0
Free throws-att	18-26	19-25
Free throw pct	.692	.760
F-Throws made per game	9.0	9.5
Rebounds	75	68
Rebounds per game	37.5	34.0
Rebounding margin	+3.5	-
Assists	23	23
Assists per game	11.5	11.5
Turnovers	27	15
Turnovers per game	13.5	7.5
Turnover margin	-6.0	-
Assist/turnover ratio	0.9	1.5
Steals	6	12
Steals per game	3.0	6.0
Blocks	3	6
Blocks per game	1.5	3.0
Winning streak	1	-
Home win streak	1	-
Attendance	9275	7500
Home games-Avg/Game	1-9275	1-7500
Neutral site-Avg/Game	-	0-0

Team Results

Date	Opponent		Score	Att.
11/05/2019	at Clemson	W	67-60	7500
12/06/2019	Duke	L	63-77	9275





0
Hunter CATTOOR
G | 6-3 | 205 | Fr.
Orlando, Fla.
(cuh-TOUR)



1
Isaiah WILKINS
G | 6-4 | 225 | So.
Winston-Salem, N.C.



2
Landers NOLLEY II
G/F | 6-7 | 225 | r-Fr.
Atlanta, Ga.
(NAH-lee)



3
Wabissa BEDE
G | 6-0 | 200 | Jr.
North Andover, Mass.
(wa-BEE-sah BEE-dee)




4
Nahiem ALLEYNE
G | 6-3 | 195 | Fr.
Buford, Ga.
(na-HEEM ah-LEAN)



10
Jonathan KABONGO
G | 6-4 | 195 | So.
Toronto, Canada
(kuh-BONGO)



11
Brendan PALMER
G | 6-4 | 195 | So.
Winston-Salem, N.C.



13
Grant YATES
F | 6-8 | 210 | So.
Gainesville, Va.



14
P.J. HORNE
F | 6-6 | 225 | Jr.
Tifton, Ga.



15
Jalen CONE
G | 5-10 | 170 | Fr.
Walkertown, N.C.



21
John Ojiako
F | 6-10 | 240 | Fr.
Lagos, Nigeria
(OH-gee-ah-co)




22
Keve ALUMA
F | 6-9 | 240 | Jr.
Berlin, Md.
(Kev-aye)



23
Tyrece RADFORD
G | 6-1 | 205 | r-Fr.
Baton Rouge, La.
(TIE-reese)



24
Branden JOHNSON
F | 6-8 | 230 | r-Sr.
Garfield Heights, Ohio



25
Ryan PAYNE
F | 6-8 | 220 | Jr.
Mechanicsville, Va.



Mike YOUNG
Head Coach
Emory & Henry, 1986
First season



Chester FRAZIER
Associate Head Coach
Illinois, 2009
First season



Christian WEBSTER
Assistant Coach
Harvard, 2013
Fourth season



Antwon JACKSON
Assistant Coach
Pikeville, 1993
First season

