



HOKIES

2019 Virginia Tech Volleyball Match Notes

#Next

Nov. 8-10 | Matches 26 & 27

Power Gym | Chestnut Hill, Mass. | Women's Building | Syracuse, N.Y.

INFORMATION

Virginia Tech Hokies



Record.....9-16, 2-10 ACC
Starters R/L.....4+Libero/2
Head Coach.....Jill Wilson
Record (Years).....33-53 (3rd)

Boston College Eagles



Record.....17-8, 8-4 ACC
Starters R/L.....4+Libero/2
Head Coach.....Jason Kennedy
Record (Years).....32-23 (2nd)

Syracuse Orange



Record.....8-11, 5-7 ACC
Starters R/L.....3+Libero/3
Head Coach.....Leonid Yelin
Record (Years).....116-120 (8th)

NUMBERS TO KNOW

7

• Outside hitter Kaity Smith has seven double-doubles on the season and 21 total in her storied career.

2

• Libero Logan Mosley ranks second in the ACC in digs per set with an average of 4.43.

STARTERS

#	Name	K	Pct.	A	D	B
1	Kaity Smith (OH)	175	.152	15	176	14
2	Anabel Zier (MB)	138	.210	2	25	73
3	Cera Powell (OH)	230	.146	7	56	33
19	Marisa Cerchio (MB)	267	.219	3	26	48
10	Kylie Thomas (DS)	2	.250	15	215	0
23	Talyn Jackson (S)	67	.245	874	203	26
4	Logan Mosley (L)	4	.105	74	437	0

AT THE NET

• Virginia Tech Volleyball will travel to Chestnut Hill, Massachusetts, for their match on Friday at 7:30 p.m. ET. Tech will stay on the road and take on Syracuse on Sunday at noon.

• Tech can get back to its winning ways this weekend on the road. The Hokies won two out of three matches in late October with wins over then-No. 23 Louisville in Blacksburg and a victory over Wake Forest on the road.

• The Hokies were on the road when they defeated Wake Forest in a five-set thriller. In the contest, freshman Logan Mosley posted 27 digs which was the third-highest dig total in the ACC this season. Outside hitter Kaity Smith notched a double-double versus Wake with 13 kills and 12 digs.

WHO TO WATCH



• Outside hitter Kaity Smith recorded big numbers in Blacksburg this past weekend. Smith tallied a 13 kill, 10 dig double-double against Florida State. The junior collected 10 kills, and eight digs against Miami.

• Libero Logan Mosley turned in the ACC's third-best dig total of the season, scooping up 27 at Wake Forest. Mosley posted 11 digs versus Florida State & 16 against Miami.
• The freshman is one of only six liberos in the league to collect 25 or more digs in an ACC.



LAST TIME OUT

• The Hokies fell to Miami on Sunday, 3-1, in a close contest. The match was back and forth with 15 ties and three lead changes. The final frame ultimately came down to the wire as Miami edged Tech 25-23.

• Marisa Cerchio, a junior finished with 13 kills. Setter Sarah Jane Lynch notched career highs posting, two blocks and two aces in the loss.

AUGUST

23	vs. JAMES MADISON#	L, 3-1
30	(1) vs. USC UPSTATE	W, 3-1
30	(1) AT MIAMI (OHIO) (MIAMIREDHAWKS.COM)	L, 3-1
31	(1) vs. NORTHWESTERN	L, 3-0

SEPTEMBER

6	(2) vs. ELON	W, 3-1
7	(2) vs. DAVIDSON	W, 3-1
7	(2) AT LIBERTY (ESPN+)	L, 3-1
10	AT VCU (ESPN+)	L, 3-1
13	(3) vs. UC IRVINE (MOUNTAIN WEST NETWORK)	W, 3-2
13	(3) vs. LOYOLA CHICAGO (MOUNTAIN WEST NETWORK)	W, 3-1
14	(3) AT AIR FORCE (MOUNTAIN WEST NETWORK)	W, 3-1
20	(4) CHATTANOOGA (ACC NETWORK EXTRA)	W, 3-2
20	(4) ARKANSAS STATE (ACC NETWORK EXTRA)	L, 3-1
21	(4) CHARLOTTE (ACC NETWORK EXTRA)	L, 3-0
27	AT VIRGINIA* (ACC NETWORK EXTRA)	L, 3-1
29	AT No. 4/3 PITT* (ACC NETWORK)	L, 3-0

OCTOBER

4	AT NC STATE* (ACC NETWORK EXTRA)	L, 3-2
6	AT NORTH CAROLINA* (ACC NETWORK EXTRA)	L, 3-1
11	CLEMSON* (ACC NETWORK EXTRA)	L, 3-1
13	GEORGIA TECH* (ACC NETWORK EXTRA)	L, 3-0
18	[RV]/[RV] NOTRE DAME* (ACC NETWORK EXTRA)	L, 3-1
20	No. 23/[RV] LOUISVILLE* (ACC NETWORK EXTRA)	W, 3-1
25	AT DUKE* (ACC NETWORK EXTRA)	L, 3-1
27	AT WAKE FOREST*	W, 3-2

NOVEMBER

1	[RV] FLORIDA STATE* (ACC NETWORK EXTRA)	L, 3-0
3	MIAMI (FLA.)* (ACC NETWORK EXTRA)	L, 3-1
8	AT BOSTON COLLEGE* (ACC NETWORK EXTRA)	7:30 P.M.
10	AT SYRACUSE* (ACC NETWORK EXTRA)	NOON
15	AT CLEMSON* (ACC NETWORK EXTRA)	7 P.M.
24	WAKE FOREST* (ACC NETWORK EXTRA)	NOON
27	VIRGINIA* (ACC NETWORK EXTRA)	6 P.M.
29	NORTH CAROLINA* (ACC NETWORK EXTRA)	3 P.M.

EXHIBITION | * ACC MATCH | AT THE TIME RANKING/CURRENT RANKING

- 1 - MIAMI BEST WESTERN SYCAMORE INN INVITATIONAL
- 2 - LIBERTY INVITATIONAL
- 3 - AMY SVOBODA MEMORIAL CLASSIC
- 4 - HOKIE INVITATIONAL

VIRGINIA TECH CONTACT

Matt Johnson
Student Assistant, Strategic Communications
Phone: 336-692-2690
Email: mattj3@vt.edu

Social



@HokiesVB



@HokiesVB



/HokieSports



@VT_VBall



AVCA Top 25 Poll - Week 10

Nov. 4 | *Opponents in italics*

Team (1st place)	Points	Record	Last1
1. Texas (43)	1575	16-2	1
2 Pittsburgh (18)	1517	23-1	2
3 Baylor (1)	1442	19-1	3
4 Wisconsin (1)	1425	16-4	4
5 Stanford (1)	1348	16-4	5
6 Minnesota	1257	17-3	6
7 Nebraska	1241	18-3	8
8 Penn State	1161	17-4	7
9 Creighton	1060	19-3	9
10 Marquette	987	21-3	10
11 BYU	970	20-3	11
12 Florida	874	18-3	13
13 Colorado State	815	22-1	14
14 Washington	786	17-5	12
15 Purdue	636	15-6	16
16 Utah	596	16-7	17
17 Rice	556	21-1	18
18 Kentucky	536	16-6	15
19 Hawaii	385	20-3	21
20 California	315	18-4	20
21 Illinois	283	11-10	19
22 Western Kentucky	255	24-1	23
23 UCLA	219	13-8	25
24 Washington State	181	19-5	22
25 Texas A&M	139	16-5	NR

Receiving Votes: RV: San Diego, USC, Stephen F Austin, UC Santa Barbara, Michigan, Texas A&M, Louisville, Florida Stat

NCAA RPI

Oct. 27 | *Opponents in italics*

#	Team	Conference	Record
1	Baylor	Big 12	19-1
2	Texas	Big 12	16-2
3	Wisconsin	Big Ten	16-4
4	Pitt	ACC	23-1
5	Stanford	Pac-12	16-4
6	Nebraska	Big Ten	18-3
7	Washington	Pac-12	17-5
8	Minnesota	Big Ten	17-3
9	Texas A&M	SEC	16-5
10	Florida	SEC	18-3
11	Hawaii	Big West	20-3
12	Marquette	Big East	21-3
13	Kentucky	SEC	16-6
14	UCLA	Pac-12	13-8
15	Penn St.	Big Ten	17-4
16	BYU	WCC	20-3
17	Rice	C-USA	21-1
18	Colorado St.	Mountain West	22-1
19	Creighton	Big East	19-3
20	Southern California	Pac-12	13-9
21	Purdue	Big Ten	15-6
22	Utah	Pac-12	16-7
23	Missouri	SEC	14-6
24	Louisville	ACC	15-7
25	Oklahoma	Big 12	15-6
26	UC Santa Barbara	Big West	19-3
27	Western Ky.	C-USA	24-1
28	UCF	AAC	18-6
29	Georgia	SEC	17-5
30	California	Pac-12	18-4

QUICK FACTS

University NameVirginia Tech
LocationBlacksburg, Va.
Founded1872
Enrollment34,440
PresidentDr. Timothy Sands
Director of AthleticsWhit Babcock
NicknameHokies
MascotHokie Bird
ColorsChicago Maroon and Burnt Orange
ConferenceAtlantic Coast

2019 Key Information

RETURNING STARTERS (4 + Libero)

Marisa Cerchio	MB/RS
Carol Raffety	L/DS
Kaity Smith	OH
Ester Talamazzi	OH
Kai Young	MB

2018 INFORMATION, 2019 PREVIEW

Overall Record14-16
ACC Record5-13 (T11th)
Starters Returning/Lost4 + Libero/2
Letterwinners Returning/Lost12/3
Newcomers4
Home CourtCassell Coliseum
Capacity9,275

Tallied 211 kills, 117 blocks
Sixth in ACC for digs per set (3.93), team-high 421 digs
Nine double-doubles, 24 matches with 10-plus kills
Seven double-doubles, 245 kills, 34 aces
Collected 72 kills, 56 blocks

OTHERS RETURNING (7)

Talyn Jackson	S
Sarah Jane Lynch	S
Abby McKinzie	L/DS
Angel Robinson	MB
Kylie Thomas	L/DS
Jennifer Williams	OH
Tessa Wyner	OH

Had 127 assists, 31 digs, 16 blocks in 38 sets
Totaled 21 digs, six aces in 65 sets
Recorded 51 digs, five aces in 57 sets
Posted 46 kills, 25 blocks in 46 sets
Tallied 127 digs, 18 aces in 88 sets
Redshirted
Registered nine kills, 14 digs in 23 sets

NEWCOMERS (4)

Logan Mosley	L/DS
Cera Powell	OH
Rachel Tam	L/DS
Anabel Zier	MB

2017 NCISAA Player of the Year, NCISAA first-team all-state
Big 8 Player of the Year, All-Metro team
2017 Courier News N.J. Player of the Year, first-team all-state
VHSA all-state, District and Region Player of the Year

STARTERS LOST (2)

Rhegan Mitchell	S
Jaila Tolbert	RS

Racked up 1,122 assists (9.93 a/s), 243 digs, 66 kills
Tallied a team-high 318 kills (.318 clip), 2nd team All-ACC

No.	Name	Pos.	Ht.	Cl.	Hometown	High School (Previous School)
1	Kaity Smith	OH	6'1"	So.	Florence, Ky.	Randall Cooper
2	Anabel Zier	MB/RS	6'2"	Fr.	Blacksburg, Va.	Blacksburg
3	Cera Powell	OH	6'0"	Fr.	Pittsboro, N.C.	Northwood
4	Logan Mosley	L/DS	5'6"	Fr.	Apex, N.C.	Cary Christian
5	Carol Raffety	L/DS	5'11"	Jr.	Novato, Calif.	Marin Catholic
6	Angel Robinson	MB	6'0"	Fr.	Norman, Okla.	Norman North
7	Tessa Wyner	OH	5'11"	Fr.	Charleston, W.Va.	George Washington
10	Kylie Thomas	L/DS	5'7"	So.	Sterling, Va.	Potomac Falls
11	Sarah Jane Lynch	S	6'2"	Fr.	Roswell, Ga.	Mount Pisgah Christian
14	Ester Talamazzi	OH	6'0"	So.	Campo Ligure, Genoa, Italy	Liceo Scientifico A. Antonelli
16	Jennifer Williams	OH	6'1"	Fr.	Staunton, Va.	Robert E. Lee
17	Rachel Tam	L/DS	5'4"	Fr.	Basking Ridge, N.J.	Ridge
19	Marisa Cerchio	MB/OH	6'3"	So.	Cincinnati, Ohio	Turpin
20	Abby McKinzie	L/DS	5'9"	Jr.	East Leroy, Mich.	St. Philip Catholic Central
22	Kai Young	MB	5'11"	So.	Charlotte, N.C.	Charlotte Christian
23	Talyn Jackson	S	5'11"	Fr.	Gardnerville, Nev.	Douglas

Head Coach: Jill Wilson (LSU, 2001), Third Season

Associate Head Coach: John Wasielewski (Penn State, 1990), Third season

Assistant Coach: Thomas Amberg (UCLA, 2012), Third season

Volunteer Assistant Coach: Lauren Reichard (Georgia Southern, 2019), First season

Director of Operations: Leah Joseph (Georgia Southern, 2016), Third season

Pronunciations

Marisa Cerchio: SER-ko	Ester Talamazzi: Tal-uh-MAHT-zee	Anabel Zier: Zeer
Cera Powell: SEER-uh	John Wasielewski: Was-uh-LEW-ski	
Lauren Reichard: REE-kerd	Tessa Wyner: WHY-ner	





ACC Standings

#	Team	Overall	ACC	Pct.
1.	No. 2 Pitt	23-1	12-0	.958
2.	Florida State	16-6	9-3	.727
	Notre Dame	16-6	9-3	.727
	Georgia Tech	16-7	9-3	.696
5.	Louisville	15-7	8-4	.682
	North Carolina	11-11	8-4	.500
7.	Boston College	17-9	8-5	.654
8.	Syracuse	9-11	6-7	.450
9.	Miami	9-11	5-7	.450
9.	Duke	11-14	4-8	.440
	Clemson	10-13	4-8	.333
	NC State	9-15	4-8	.333
13.	Virginia	10-15	2-10	.167
	Virginia Tech	9-16	2-10	.167
15.	Wake Forest	11-12	1-11	.083

Preseason ACC Coaches' Poll

#	Team (First-place votes)	Points
1.	Pitt (13)	195
2.	Florida State (2)	174
3.	Louisville	167
4.	Notre Dame	164
5.	North Carolina	120
6.	Syracuse	118
7.	Duke	113
8.	Clemson	105
9.	NC State	101
10.	Miami (Fla.)	90
11.	Georgia Tech	86
12.	Boston College	52
13.	Virginia Tech	39
14.	Virginia	33
15.	Wake Forest	18

ACC Preseason All-Conference

Brooke Bailey, OH, R-Jr., Clemson
 Kaylin Korte, OH, R-Jr., Clemson
 Payton Schwantz, OH, Jr., Duke
 Payton Caffrey, OH, Sr., Florida State
 Taryn Knuth, MB, Jr., Florida State
 Mikaila Dowd, OH, So., Georgia Tech
 Melanie McHenry, OH, Sr., Louisville
 Elizaveta Lukianova, OH, R-Jr., Miami
 Melissa Evans, OPP, Jr., NC State
 Sydney Bent, RS, So., Notre Dame
 Charley Niego, OH, So., Notre Dame
 Zoe Nunez, S, So., Notre Dame
 Kayla Lund, OH, Jr., Pitt
 Nika Markovic, RS, Sr., Pitt
 Layne Van Buskirk, MB, Sr., Pitt
 Stephanie Williams, OH, R-Sr., Pitt
 Polina Shemanova, OH, So., Syracuse
 Sarah Billiard, OH/RS, Jr., Virginia

GREENSBORO, N.C. – Pitt has been picked to win its third straight Atlantic Coast Conference volleyball title in a vote of the league's 15 head coaches.

The two-time reigning ACC Champion Panthers received 13 first-place votes and 195 points, as coaches were not allowed to vote for their own team.

Fifteen of the 18 honorees on the 2019 Pre-season All-ACC Volleyball Team earned 2018 All-ACC nods, with eight earning first team

THERE IT IS

- Road wins in ACC play have sure come tough for the Hokies the last year years, with only boasting three since 2017.
- In the Jill Wilson era, Tech has earned one per season and picked up its first one of the year this past Sunday at Wake Forest.
- The other two matches came against Georgia Tech in 2018 and versus in-state rival Virginia in Wilson's first year in 2017.

GETTING OFFENSIVE

- The best two attacking setters belong to the Orange and the Hokies, as Tech's Talyn Jackson is second in the league in kills among setters.
- This past Sunday, Jackson put down six kills at Wake Forest, marking her fourth five-plus kills outing.

Name	Kills	Sets	Kills Per Set
1. Elena Karakasi (Cuse)	31	38	0.82
2. Talyn Jackson (VT)	28	40	0.70

SOME HISTORY ON OCT. 20

- With the win over then-No. 23 Louisville, it snapped Tech's longest losing streak since 2016 (eight matches), which was under then-coach Chris Riley.
- It gave the Hokies their first ACC league win, which took the longest to get in school history (previous worst took five matches in 2010 after a 1-4 start).
- Marked Tech's first win over over Louisville since 1992, which ended an 11-match losing streak to the Cards.
- Was Tech's first top-20 RPI win in the Jill Wilson era, her first win over a ranked opponent and the Hokies' first since 2015 (No. 19 Michigan State).

UNO TRIPLES

- Kaity Smith, whose jersey number is No. 1, hence uno, got three double-doubles in a row for the first time in her storied career.
- During that stretch against NC State, North Carolina and Clemson between Oct. 4-11, Smith became just the second player in the Jill Wilson era to accomplish the feat (Talyn Jackson).
- Smith, who has worked her way back into the lineup after a slow start due to her recovery from offseason surgery, has 20 double-doubles in her storied career.
- Smith accomplished this feat yet again with three straight double-doubles against Duke, Wake Forest and Florida State. The junior was two digs shy of making it four straight against Miami.

20-20

- Similar to how 20-20 vision is ideal, Virginia Tech had two players have 20 or more digs in the same match for the first time in the Jill Wilson era at NC State on Oct. 4.
- The two players were Logan Mosley (26 digs) and Kylie Thomas (22) in the five-setter.
- Mosley's 26 were her second-most ever and Thomas' 22 were her most and her first time cracking the 20-dig plateau.

CLOSE BUT NO CIGAR

- Tech jumped out to a big lead in the second set at No. 4 Pitt on Sept. 29, owning a 9-5 lead early.
- The Hokies extended their lead to five points at 20-15, their biggest lead of the match, but Pitt got hot and finished on a 10-2 run to win it 25-22.
- It would have marked the first time Tech has ever won a set against a top-five team.

DOUBLING DOWN

- Setter Talyn Jackson accomplished something that hasn't been done yet since Wilson's arrival to Tech, recording seven straight double-doubles.
- The previous best in the Jill Wilson era was just two in a row, which Kaity Smith and Ester Talamazzi have done, as well as former setter Rhegan Mitchell, who graduated this past May.
- During that stretch from Sept. 7-20, Jackson averaged 9.9 assists and 2.6 digs per set. (More info page 9)

RECORD BREAKER

- In just her fifth collegiate match, freshman Logan Mosley turned in an impressive outing against Davidson in Lynchburg, Virginia, racking up a school-record 39 digs.
- The previous Tech record was 37 digs set by Jill Gergen and that mark stood for a decade.
- Mosley became just the fifth player in school history to join the 30-dig club.

#	Name	Opponent	Digs
1.	Logan Mosley	Davidson ('19)	39
2.	Jill Gergen	Clemson ('09)	37
3.	Amanda Cloyd	UNC ('04)	35
4.	Amanda Cloyd	UNC ('06)	33
	Heather Berglund	WKU ('92)	32
6.	Amanda Cloyd	Wake Forest ('06)	32
7.	Morgan O'Neill	Georgia Tech ('12)	30

RANKED FOES

- The last time Tech beat a ranked team before Sunay was on Sept. 4, 2015, versus then-No. 19 Michigan State 3-1 in East Lansing.
- Tech is 6-47 (.113) all-time versus ranked opponents and is 1-5 in the Jill Wilson era. Tech has never beaten a top-10 team.
- Of those six wins, the highest came against then-No. 12 Illinois back in 2014.

ACC RANKS




- Libero Logan Mosley sure has come on in a big way so far during her freshman season, owning the No. 2 mark in the ACC for digs per set (4.43).
- Setter Talyn Jackson ranks seventh in the league for assists per set with a 9.08 average.
- One of the better defensive teams in the conference, Tech sits with the fifth-best digs per set mark in the league with a 14.50 average.



LAST TIME THE TEAM...

Won a match	at Wake Forest, 3-2, 10/27/19
Lost a match	vs. Miami, 3-1, 11/03/19
Won at home	vs. No. 23 Louisville, 3-1, 10/20/19
Lost at home	vs. Miami, 3-1, 11/03/19
Won on the road	at Wake Forest, 3-2, 10/27/19
Lost on the road	at Duke, 3-1, 10/25/19
Won in three sets	Boston College, 3-0, 11/04/18
Lost in three sets	vs. Florida State, 3-0, 11/01/19
Won in four sets	vs. No. 23 Louisville, 3-1, 10/20/19
Lost in four sets	at Miami, 3-1, 11/03/19
Won in five sets	at Wake Forest, 3-2, 10/27/19
Lost in five sets	at NC State, 3-2, 10/4/19
Beat an ACC team	at Wake Forest, 3-2, 10/27/19
Lost to an ACC team	vs. Miami, 3-1, 11/03/19
Beat an ACC team at home	vs. No. 23 Louisville, 3-1, 10/20/19
Lost to an ACC team at home	vs. Miami, 3-1, 11/03/19
Beat an ACC team on the road	at Wake Forest, 3-2, 10/27/19
Lost to an ACC team on the road	at Duke, 3-1, 10/25/19
Beat a nonconference team	vs. Chattanooga, 3-2, 9/20/19
Lost to a nonconference team	vs. Charlotte, 3-0, 9/21/19
Beat nonconference team at home	vs. Chattanooga, 3-2, 9/20/19
Lost to nonconference team at home	vs. Charlotte, 3-0, 9/21/19
Beat nonconference team on road	at Air Force, 3-1, 9/14/19
Lost to nonconference team on road	at VCU, 3-1, 9/10/19
Beat a ranked team	vs. No. 23 Louisville, 3-1, 10/20/19
Lost to a ranked team	at No. 4 Pitt, 3-0, 9/29/19
Beat an unranked team	at Wake Forest, 3-2, 10/27/19
Lost to an unranked team	vs. Miami, 3-1, 11/03/19

Started a season 9-0	2009
Was 10 matches over .500 in a season	2013 (11 matches over .500 at 12-1)
Had 70 or more kills in a match	Idaho State, 75, 8/25/17
Had 200 or more attacks in a match	Chattanooga, 204, 9/19/15
Hit .300 or better in a match	Boston College, .302, 11/4/18
Hit .400 or better in a match	vs. South Dakota State, .402, 8/25/17
Had 65 or more assists in a match	at Charlotte, 67, 8/25/18
Had 10 or more aces in a match	vs. USC Upstate, 13, 8/30/19
Had 75 or more digs in a match	at NC State, 83, 10/4/19
Had 85 or more digs in a match	Appalachian State, 85, 8/26/16
Had 10.0 or more blocks in a match	vs. Elon, 15, 9/6/19
Had 20.0 or more blocks in a match	Virginia, 20, 11/28/15

			
Hitting Percentage	.238	.240	.173
Kills per set	13.1	13.0	11.6
Assists per set	12.4	12.2	10.9
Digs per set	13.7	12.7	14.6
Blocks per set	2.1	2.1	1.6
Aces per set	1.4	1.4	1.0

TEAM AVERAGES

- Boston College owns three categories including kills, assists and blocks per set.
- For the Hokies, their lone advantage will be its back row defensively, holding the best digs per set (14.6) among the three teams.
- Syracuse leads in hitting percentage with a mark of (.240).

LAST TIME AN INDIVIDUAL...

Had 20 or more kills in a match	vs. Loyola Chicago, 22, Tessa Wyner, 9/13/19
Had 30 or more kills in a match	vs. Idaho State, 30, Kaity Smith, 8/25/17
Had 50 or more attacks in a match	at Boston College, 52, Kaity Smith, 11/16/18
Hit over .500 in a match	vs. Georgia Tech, .500, Marisa Cerchio, 10/13/19
Hit over .600 in a match	at Syracuse, .615, Angel Robinson, 11/18/18
Hit over .800 in a match	William & Mary, .812, Marisa Cerchio, 8/31/18
Had 45 or more assists in a match	UC Irvine, 54, Talyn Jackson, 9/13/19
Had 55 or more assists in a match	Clemson, 55, Rhegan Mitchell, 11/21/18
Had 70 or more assists in a match	Liberty, 86, Kelli O'Dell, 10/17/00
Had 4 or more aces in a match	USC Upstate, 4, Carol Raffety & Logan Mosley, 8/30/19
Had 8 or more aces in a match	William & Mary, 8, Ester Talamazzi, 8/31/18
Had 25 or more digs in a match	NC State, 27, Logan Mosley, 10/4/19
Had 30 or more digs in a match	Davidson, 39, Logan Mosley, 9/7/19
Had 10 or more blocks in a match	Clemson, 11, Marisa Cerchio, 11/21/18
Had 15 or more blocks in a match	West Virginia, 17, Cheryl Stinson, 10/5/01
Opponent had less than 30 kills in a match	North Carolina, 27, 9/28/18
Two players had 20 or more kills each in a match	Jaila Tolbert (22) & Kaity Smith (21) at Boston College, 11/16/18

What's a Hokie?



The answer leads all the way back to 1896 when Virginia Agricultural and Mechanical College changed its name to Virginia Polytechnic Institute. With the change came the necessity for writing a new cheer and a contest for such a purpose was held by the student body.

Senior O.M. Stull won first prize for his "Hokie" yell which is still used today. Later, when asked if "Hokie" had any special meaning, Stull explained the word was solely the product of his imagination and was used only as an attention-getter for his yell. It soon became a nickname for all Tech teams and for those people loyal to Tech athletics.

The official university school colors - Chicago Maroon and Burnt Orange - also were introduced in 1896. The colors were chosen by a committee because they made a 'unique combination' not worn elsewhere at the time. The official definition of "hokie" is "a loyal Virginia Tech Fan".

RETURNING NUMBERS

- To open the 2019 season, Virginia Tech returns majority of its points scorers, digs and kills personnel, but will have to make up for its assists and blocks categories, with setter Rhegan Mitchell and right-side hitter Jaila Tolbert gone.

Returning	Kills	Assists	Digs	Blocks	Points
2019	71.6%	26.1%	84.7%	42.9%	73.2%


'17 CLASS OF ACC COACHES

- The Atlantic Coast Conference entered 2017 with four new head coaches from its 15 member institutions, including Clemson's Michaela Franklin, Louisville's Dani Busboom Kelly, Virginia's Aaron Smith and Virginia Tech's Jill Wilson.
- Of the four in their second seasons, the Cardinals' Busboom Kelly owns the best winning percentage (.759), followed by the Tigers' Franklin (.396), the Hokies' Wilson (.388) and the Cavaliers' Smith (.304).
- Previously, Busboom Kelly was an assistant coach at Nebraska, Franklin was the associate head coach at Iowa, Wilson was the associate head coach at LSU and Smith was the associate head coach at Virginia, then was promoted by the Cavaliers' athletics director at the time, Craig Littlepage.

Name	Team	Overall	ACC	Home	Away	Neutral
Dani Busboom Kelly	Louisville	61-23	40-10	34-8	21-13	6-4
Jill Wilson	Virginia Tech	33-53	11-39	13-21	8-27	12-5
Michaela Franklin	Clemson	36-53	14-36	23-22	5-27	8-4
Aaron Smith	Virginia	25-59	9-41	16-25	5-28	4-6

YEAR 3

- In 2017, Virginia Tech Athletics implemented a new design on the playing surface at Cassell Coliseum. The basketball and volleyball court displays three iconic campus spots - Torgerson Bridge, Burruss Hall and War Memorial Chapel.
- In addition to the court redesign, Tech redid the floors at the men's basketball practice facility and volleyball practice gym, at a cost of about \$35,000.



RECORD WHEN...

Overall:	9-16
Home:	2-7
Away:	2-8
Neutral:	5-1
Three-set match:	0-5
Four-set match:	6-10
Five-set match:	3-1
Win first set:	6-6
Loss first set:	3-10
Win first two sets:	3-0
Split first two sets:	6-11
Loss first two sets:	0-4
Against top-25 teams:	1-1
Against unranked teams:	8-15
ACC:	2-10
Home:	1-5
Away:	1-5
Three-set match:	0-3
Four-set match:	1-6
Five-set match:	1-1
Win first set:	1-3
Loss first set:	1-7
Win first two sets:	1-0
Split first two sets:	1-7
Loss first two sets:	0-3
Against top-25 teams:	1-1
Higher hitting % than opponent:	8-0
Lower hitting % than opponent:	1-16
Hit over .400:	0-0
Hit over .300:	1-0
Hit over .200:	5-3
Hit under .200:	3-13
Opponent hits under .200:	6-2
More kills than opponent:	7-0
Fewer kills than opponent:	2-16
Same kills as opponent:	0-0
More service aces than opponent:	4-1
Fewer service aces than opponent:	3-12
Same service aces as opponent:	2-3
More digs than opponent:	7-2
Fewer digs than opponent:	1-14
Same digs as opponent:	1-0
More blocks than opponent:	7-1
Fewer blocks than opponent:	2-13
Same blocks as opponent:	0-2
On Tuesday:	0-1
On Wednesday:	0-0
On Friday:	5-8
On Saturday:	2-3
On Sunday:	2-4
In August:	1-2
In September:	6-6
In October:	2-6
In November:	0-0
Current set winning streak:	-
Current set losing streak:	2
Longest set winning streak:	3
Longest set losing streak:	6
Current match winning streak:	-
Current match losing streak:	2
Current ACC match winning streak:	-
Current ACC match losing streak:	1
Longest match winning streak:	3
Longest match losing streak:	8
Current home winning streak:	-
Current home losing streak:	2
Current home ACC winning streak:	-
Current home ACC losing streak:	2

LAST TIME vs. Boston College

- Tech fell to Boston College in five sets. The Hokies claimed frames three and four but it wasn't enough in the fifth set as the Eagles won 16-14 to win the match.
- Kaity Smith and Jaila Tolbert both recorded 20 plus kills in the contest despite the loss.

VT		Volleyball Box Score The Automated ScoreBook Virginia Tech vs Boston College (Nov 16, 2018 at Chestnut Hill, Mass.)													ACC	
#	Virginia Tech	Attack				Ass	Serve			Block			BH	Pts		
		S	K	E	TA		SA	SE	RE	BS	BA	BE				
1	Kaity Smith	5	21	8	52	.250	11	0	2	2	12	0	1	0	0	-
4	Jaila Tolbert	5	22	8	46	.304	0	0	0	1	3	0	1	0	0	-
7	Tessa Wyner	3	1	1	9	.000	0	0	0	0	0	0	1	0	0	-
9	Rhegan Mitchell	5	0	3	8	-.375	5	0	0	0	10	0	1	0	0	-
19	Marisa Cerchio	5	11	5	26	.231	1	0	0	0	2	1	5	0	0	-
22	Kai Young	5	1	1	2	-.500	0	0	0	0	0	0	1	2	0	-
5	Carol Raffety	5	0	0	0	.000	0	3	1	0	20	0	0	0	0	-
6	Angel Robinson	1	0	2	3	-.667	0	0	0	0	0	0	0	0	0	-
11	Sarah Jane Lynch	3	0	0	1	.000	0	0	0	0	1	2	0	0	0	-
13	Peyton Yelich	4	0	0	0	.000	0	0	0	0	3	1	3	0	0	-
14	Ester Talamazzi	5	11	6	36	.333	0	0	1	1	17	0	5	0	0	-
20	Abby McKinzie	5	0	0	0	.000	1	0	1	1	10	0	0	0	0	-
23	Talyn Jackson	1	1	0	1	1.000	4	0	0	0	1	0	0	0	1	-
Totals		51	67	34	184	.179	65	4	4	51	81	2	18	2	1	-

Team Attack By Set		TOTAL TEAM BLOCKS: 11.0				
Set	K	E	TA	Pct		
1	17	10	41	.171		
2	5	7	25	-.080		
3	19	6	43	.302		
4	18	6	51	.235		
5	8	5	24	.125		

Team Attack By Set		TOTAL TEAM BLOCKS: 4.0				
Set	K	E	TA	Pct		
1	17	10	41	.171		
2	5	7	25	-.080		
3	19	6	43	.302		
4	18	6	51	.235		
5	8	5	24	.125		

Team Attack By Set		TOTAL TEAM BLOCKS: 11.0				
Set	K	E	TA	Pct		
1	17	10	41	.171		
2	5	7	25	-.080		
3	19	6	43	.302		
4	18	6	51	.235		
5	8	5	24	.125		

Team Attack By Set		TOTAL TEAM BLOCKS: 4.0				
Set	K	E	TA	Pct		
1	17	10	41	.171		
2	5	7	25	-.080		
3	19	6	43	.302		
4	18	6	51	.235		
5	8	5	24	.125		

Team Attack By Set		TOTAL TEAM BLOCKS: 11.0				
Set	K	E	TA	Pct		
1	17	10	41	.171		
2	5	7	25	-.080		
3	19	6	43	.302		
4	18	6	51	.235		
5	8	5	24	.125		

Team Attack By Set		TOTAL TEAM BLOCKS: 4.0				
Set	K	E	TA	Pct		
1	17	10	41	.171		
2	5	7	25	-.080		
3	19	6	43	.302		
4	18	6	51	.235		
5	8	5	24	.125		

Team Attack By Set		TOTAL TEAM BLOCKS: 11.0				
Set	K	E	TA	Pct		
1	17	10	41	.171		
2	5	7	25	-.080		
3	19	6	43	.302		
4	18	6	51	.235		
5	8	5	24	.125		

Team Attack By Set		TOTAL TEAM BLOCKS: 4.0				
Set	K	E	TA	Pct		
1	17	10	41	.171		
2	5	7	25	-.080		
3	19	6	43	.302		
4	18	6	51	.235		
5	8	5	24	.125		

Team Attack By Set		TOTAL TEAM BLOCKS: 11.0				
Set	K	E	TA	Pct		
1	17	10	41	.171		
2	5	7	25	-.080		
3	19	6	43	.302		
4	18	6	51	.235		
5	8	5	24	.125		

Team Attack By Set		TOTAL TEAM BLOCKS: 4.0				
Set	K	E	TA	Pct		
1	17	10	41	.171		
2	5	7	25	-.080		
3	19	6	43	.302		
4	18	6	51	.235		
5	8	5	24	.125		

Team Attack By Set		TOTAL TEAM BLOCKS: 11.0				
Set	K	E	TA	Pct		
1	17	10	41	.171		
2	5	7	25	-.080		
3	19	6	43	.302		
4	18	6	51	.235		
5	8	5	24	.125		

Team Attack By Set		TOTAL TEAM BLOCKS: 4.0				
Set	K	E	TA	Pct		
1	17	10	41	.171		
2	5	7	25	-.080		
3	19	6	43	.302		
4	18	6	51	.235		
5	8	5	24	.125		

Team Attack By Set		TOTAL TEAM BLOCKS: 11.0				
Set	K	E	TA	Pct		
1	17	10	41	.171		
2	5	7	25	-.080		
3	19	6	43	.302		
4	18	6	51	.235		
5	8	5	24	.125		

Team Attack By Set		TOTAL TEAM BLOCKS: 4.0				
Set	K	E	TA	Pct		
1	17	10	41	.171		
2	5	7	25	-.080		
3	19	6	43	.302		
4	18	6	51	.235		
5	8	5	24	.125		

Team Attack By Set		TOTAL TEAM BLOCKS: 11.0				
Set	K	E	TA	Pct		
1	17	10	41	.171		
2	5	7	25	-.080		
3	19	6	43	.302		
4	18	6	51	.235		
5	8	5	24	.125		

Team Attack By Set		TOTAL TEAM BLOCKS: 4.0				
Set	K	E	TA	Pct		
1	17	10	41	.171		
2	5	7	25	-.080		
3	19	6	43	.302		
4	18	6	51	.235		
5	8	5	24	.125		

Team Attack By Set		TOTAL TEAM BLOCKS: 11.0				
Set	K	E	TA	Pct		
1	17	10	41	.171		
2	5	7	25	-.080		
3	19	6	43	.302		
4	18	6	51	.235		
5	8	5	24	.125		

Team Attack By Set		TOTAL TEAM BLOCKS: 4.0				
Set	K	E	TA	Pct		
1	17	10	41	.171		
2	5	7	25	-.080		
3	19	6	43	.302		
4	18	6	51	.235		
5	8	5	24	.125		

Team Attack By Set		TOTAL TEAM BLOCKS: 11.0				
Set	K	E	TA	Pct		
1	17	10	41	.171		
2	5	7	25	-.080		
3	19	6	43	.302		
4	18	6	51	.235		
5	8	5	24	.125		

Team Attack By Set		TOTAL TEAM BLOCKS: 4.0				
Set	K	E	TA	Pct		
1	17	10	41	.171		
2	5	7	25	-.080		
3	19	6	43	.302		
4	18	6	51	.235		
5	8	5	24	.125		

Team Attack By Set		TOTAL TEAM BLOCKS: 11.0				
Set	K	E	TA	Pct		
1	17	10	41	.171		
2	5	7	25	-.080		
3	19	6	43	.302		
4	18	6	51	.235		
5	8	5	24	.125		

Team Attack By Set		TOTAL TEAM BLOCKS: 4.0				
Set	K	E	TA	Pct		
1	17	10	41	.171		
2	5	7	25	-.080		
3	19	6	43	.302		
4	18	6	51	.235		
5	8	5	24	.125		

Team Attack By Set		TOTAL TEAM BLOCKS: 11.0				
Set	K	E	TA	Pct		
1	17	10	41	.171		
2	5	7	25	-.080		
3	19	6	43	.302		
4	18	6	51	.235		
5	8	5	24	.125		

Team Attack By Set		TOTAL TEAM BLOCKS: 4.0				
Set	K	E	TA	Pct		
1	17	10	41	.171		
2	5	7	25	-.080		
3	19	6	43	.302		
4	18	6	51	.235		
5	8	5	24	.125		

Team Attack By Set		TOTAL TEAM BLOCKS: 11.0				
Set	K	E	TA	Pct		
1	17	10	41	.171		
2	5	7	25	-.080		
3	19	6	43	.302		
4	18	6	51	.235		
5	8	5	24	.125		

Team Attack By Set		TOTAL TEAM BLOCKS: 4.0				
Set	K	E	TA	Pct		
1	17	10	41	.171		
2	5	7	25	-.080		
3	19	6	43	.302		
4	18	6	51	.235		
5	8	5	24	.125		

Team Attack By Set		TOTAL TEAM BLOCKS: 11.0				
Set	K	E	TA	Pct		
1	17	10	41	.171		
2	5	7	25	-.080		
3	19	6	43	.302		
4	18	6	51	.235	</	

INFINITY & BEYOND

- Though senior Abby McKinzie doesn't look like the famous Buzz Lightyear from Disney's classic series of Toy Story, she certainly has attributes like Buzz, being a leader amongst the crowd.
- The defensive specialist is a woman among girls if you will, with being on two major leadership councils.
- One of the councils is being the president of Virginia Tech's SAAC (Student-Athlete Advisory Committee) and more impressively, McKinzie is the president of the ACC's SAAC program, voting on governance issues.
- Not too shabby in the classroom either, the Michigan native is the lone Tech volleyball player to make the ACC Academic Honor Roll three times, respectively.
- In October, McKinzie was a part of the ACC Fall Governance Meeting, which was on Tech's campus, hosting all 15 schools' ADs, SWAs and FARs. The group discussed time demands, pay for play and more.

FOR ALL THE MARBLES

- The fifth set has been, traditionally, a tough one for the Hokies since Wilson took over, including just a 2-4 record in 2018.
- Since 2017, Tech is 7-7 in five-setters, with being 3-3 at home, 2-3 away and 2-1 at neutral sites.
- But, in its first five-set match this season, Tech came to play and got the W, jumping out to an 8-2 lead and never looking back, winning the frame 15-8 over UC Irvine last Friday.

- In similar fashion versus Chattanooga, Tech jumped out ahead and was up three points at 8-5 when the two teams switched benches. But then the Hokies got hot and scored six of the next seven points to put it away and eventually win 15-7.
- It was a different story at NC State, though, as the Hokies fell in fifth set due to a slow start by a score of 15-5.

300, BUT NOT BOWLING PERFECTO

- For the first time this season, the Hokies owned a hitting percentage north of .300, hitting .333 against Loyola Chicago in a 3-1 win on Sept. 13.
- It marked the first time since Nov. 4, 2018, that Tech hit over .300 (.302 versus Boston College).
- In the Jill Wilson era, it now has happened 13 times Tech has hit at least .300. It happened five times in 2017 and seven times in 2018.
- However, Chicago Loyola also hit over .300, .304 to be exact, marking the highest opponent hitting percentage clip in a win.
- The previous high by an opponent in a Hokie win was on Aug. 25, 2017, versus Idaho State when it hit .290 in Wilson's first match coaching.

t

BACK TO BACK

- The Hokies started last season by playing USC Upstate in a nonconference tournament, playing the Spartans in Charlotte, North Carolina.
- Ironically, Tech opened the year with taking on the Spartans again, with this time being in Ohio.
- Both contests saw the Hokies come away with a victory, winning 3-0 in 2018 and 3-1 in 2019.

NONCON TITLES

- Since Tech coach Jill Wilson took over the program in 2017, the Hokies have won six nonconference tournaments.
- Of those six, only one has come at home in Blacksburg, with five on the road.
- Here is the full breakdown of what years those took place and more:

Date	Tournament	Record
8/26/17	Pepsi Panther Invitational (Milwaukee, Wis.)	3-0
9/2/17	A-State Invitational (Jonesboro, Ark.)	2-1
8/25/18	Charlotte Invitational (Charlotte, N.C.)	3-0
9/1/18	Hokie Invitational (Blacksburg, Va.)	3-0
9/8/18	Bobcat Invitational (Athens, Ohio)	2-1
9/14/19	Amy Svoboda Memorial Classic (Colorado Springs, Colo.)	3-0

MATCH-BY-MATCH STARTERS

Opponent	Date	MB	MB	OH	OH	RS	S	L
USC Upstate (W, 3-1)	Aug. 30	Angel Robinson	Anabel Zier	Cera Powell	Kaity Smith	Marisa Cerchio	Talyn Jackson	Logan Mosley
Miami (Ohio) (L, 3-1)	Aug. 30	Kai Young	Anabel Zier	Cera Powell	Kylie Thomas (DS)	Marisa Cerchio	Sarah Jane Lynch	Logan Mosley
Northwestern (L, 3-0)	Aug. 31	Kai Young	Anabel Zier	Cera Powell	Tessa Wyner	Carol Raffety (DS)	Talyn Jackson	Logan Mosley
Elon (W, 3-1)	Sept. 6	Kai Young	Anabel Zier	Tessa Wyner	Kylie Thomas (DS)	Marisa Cerchio	Talyn Jackson	Logan Mosley
Davidson (W, 3-1)	Sept. 7	Angel Robinson	Anabel Zier	Tessa Wyner	Kylie Thomas (DS)	Marisa Cerchio	Talyn Jackson	Logan Mosley
Liberty (L, 3-1)	Sept. 7	Kai Young	Anabel Zier	Tessa Wyner	Ester Talamazzi	Kylie Thomas (DS)	Talyn Jackson	Logan Mosley
VCU (L, 3-1)	Sept. 10	Kai Young	Anabel Zier	Cera Powell	Kaity Smith	Marisa Cerchio	Talyn Jackson	Logan Mosley
UC Irvine (W, 3-1)	Sept. 13	Kai Young	Anabel Zier	Kylie Thomas (DS)	Tessa Wyner	Marisa Cerchio	Talyn Jackson	Logan Mosley
Loyola Chicago (W, 3-2)	Sept. 13	Kai Young	Anabel Zier	Kylie Thomas (DS)	Tessa Wyner	Marisa Cerchio	Talyn Jackson	Logan Mosley
Air Force (W, 3-1)	Sept. 14	Kai Young	Anabel Zier	Kylie Thomas (DS)	Tessa Wyner	Marisa Cerchio	Talyn Jackson	Logan Mosley
Chattanooga (W, 3-2)	Sept. 20	Kai Young	Anabel Zier	Cera Powell	Tessa Wyner	Marisa Cerchio	Talyn Jackson	Logan Mosley
Arkansas State (L, 3-1)	Sept. 20	Kai Young	Anabel Zier	Cera Powell	Tessa Wyner	Marisa Cerchio	Talyn Jackson	Logan Mosley
Charlotte (L, 3-0)	Sept. 21	Kai Young	Anabel Zier	Ester Talamazzi	Tessa Wyner	Marisa Cerchio	Talyn Jackson	Logan Mosley
Virginia (L, 3-1)	Sept. 27	Kai Young	Anabel Zier	Kylie Thomas (DS)	Kaity Smith	Marisa Cerchio	Talyn Jackson	Logan Mosley
No. 4 Pitt (L, 3-0)	Sept. 29	Kai Young	Anabel Zier	Cera Powell	Kaity Smith	Abby McKinzie (DS)	Talyn Jackson	Logan Mosley
NC State (L, 3-2)	Oct. 4	Kai Young	Anabel Zier	Cera Powell	Kaity Smith	Abby McKinzie (DS)	Talyn Jackson	Logan Mosley
North Carolina (L, 3-1)	Oct. 6	Angel Robinson	Anabel Zier	Kylie Thomas (DS)	Kaity Smith	Abby McKinzie (DS)	Talyn Jackson	Logan Mosley
Clemson (L, 3-1)	Oct. 11	Marisa Cerchio	Sarah Jane Lynch (S)	Cera Powell	Kaity Smith	Tessa Wyner	Talyn Jackson	Logan Mosley
Georgia Tech (L, 3-0)	Oct. 13	Marisa Cerchio	Anabel Zier	Cera Powell	Kaity Smith	Tessa Wyner	Talyn Jackson	Logan Mosley
[RV] Notre Dame (L, 3-1)	Oct. 18	Marisa Cerchio	Anabel Zier	Cera Powell	Kaity Smith	Tessa Wyner	Talyn Jackson	Logan Mosley
No. 23 Louisville (W, 3-1)	Oct. 20	Marisa Cerchio	Anabel Zier	Cera Powell	Kaity Smith	Abby McKinzie (DS)	Talyn Jackson	Logan Mosley
Duke (L, 3-1)	Oct. 25	Marisa Cerchio	Anabel Zier	Cera Powell	Kaity Smith	Abby McKinzie (DS)	Talyn Jackson	Logan Mosley
Wake Forest (W, 3-2)	Oct. 27	Kai Young	Anabel Zier	Cera Powell	Kaity Smith	Kylie Thomas (DS)	Talyn Jackson	Logan Mosley
Florida State (L, 3-0)	Nov. 1	Kai Young	Anabel Zier	Cera Powell	Kaity Smith	Abby Mckinzie (DS)	Talyn Jackson	Logan Mosley
Miami (L, 3-1)	Nov. 3	Marisa Cerchio	Anabel Zier	Cera Powell	Kaity Smith	Kylie Thomas (DS)	Talyn Jackson	Logan Mosley



WHOSE THE BOSS?

- Tech coach Jill Wilson has done a podcast this season that began in the preseason, with episodes every other week.
- The roughly 10-minute special revolves around Coach Wilson as the host, a player on the team and a guest discussing the theme of the season (#Next, #FutureCEOs), career goals and more.
- To listen to the podcasts, go to hokiesports.com/podcasts.

ENDLINE TO ENDLINE WITH KAI

- Similar to what ESPN's Jay Bilas does in his 94 feet with Jay, Tech's Kai Young, who is a multimedia journalism major, gets to do her thing with asking her teammates fun questions as they take a stroll across the court and underneath the net.
- Young began doing the interviews this past spring and has carried them over into the fall.

THE SCHEDULE

- Tech's opponents in 2019: 19 registered winning seasons, 11 finished in the top 80 of the RPI and three collected 20 or more wins last fall.
- The ACC sent five teams to the NCAA Tournament in 2018, including Pitt, Louisville, Duke, Florida State and Syracuse.

AVCA ACADEMIC HONOR

- The AVCA announced that Tech earned the Team Academic Honors for the 2018-19 season.
- The award is given to teams that hold an average 3.30 cumulative team GPA.
- The Hokies finished the academic year with a cumulative team grade point average of 3.48.
- Tech was one of seven ACC schools to make the list, joining Boston College, Florida State, Louisville, Miami (Fla.), Pitt and Syracuse.

SMARTY PANTS

- This past January, the ACC announced its All-ACC Academic Volleyball Team and four Hokies found their names on the prestigious list.
- The four marked the most for Tech since 2014, while tying the second most in the league, trailing Louisville (6) and being tied with Notre Dame and Pitt.
- The four Tech players were outgoing senior Jaila Tolbert and then three returners in Marisa Cerchio, Carol Raffety and Kaity Smith.

CHEF CURRY WITH THE POT, BOY

- Since Coach Wilson has taken over, there has been a tradition of having the team split up into three groups and have a cooking competition that stretches over preseason camp.
- Three nights during early August, the girls get to showcase their stuff in the kitchen, making meals for the entire team.
- From appetizers, to entrees to desserts, the players have a blast preparing, cooking and then finally eating a nice home-cooked meal inside Wilson's house.
- After the three nights, which spreads over about 10 days, a group of judges, which is mostly support staff, vote on the top group, with this year's crown going to the setters and middle blockers.
- A fun team-bonding exercise, it also prepares the players for life after college, giving them practical experience with making meals and goes right along with the team's theme #FutureCEOs.

TEAM MATCH-BY-MATCH

Date	Opponent	SP	Attack				Set			Serve				Receipt			Blocking				BHE	POINTS	SCORE	
			K	E	TA	PCT	A	TA	PCT	SA	SE	TA	PCT	RE	TA	PCT	DIG	BS	BA	BE				TOTAL
08/30/2019	vs USC Upstate	4	50	20	128	.234	48	126	.381	13	12	98	.878	4	63	.937	51	4	20	2	14.0	0	0.0	3-1
08/30/2019	at Miami (OH)	4	47	24	140	.164	42	144	.292	3	12	84	.857	5	83	.940	62	1	10	2	6.0	0	0.0	1-3
08/31/2019	vs Northwestern	3	24	17	100	.070	24	100	.240	4	4	55	.927	4	63	.937	39	0	8	1	4.0	1	0.0	0-3
09/06/2019	vs Elon	4	46	13	154	.214	44	155	.284	4	8	95	.916	4	75	.947	70	1	28	1	15.0	2	65.0	3-1
09/07/2019	vs Davidson	4	52	23	162	.179	50	164	.305	5	12	95	.874	4	81	.951	76	2	14	4	9.0	1	66.0	3-1
09/07/2019	at Liberty	4	47	22	157	.159	39	152	.257	1	7	85	.918	10	82	.878	68	1	8	1	5.0	0	53.0	1-3
09/10/2019	at VCU	4	51	24	123	.220	50	128	.391	2	8	83	.904	4	82	.951	47	0	6	4	3.0	1	56.0	1-3
09/13/2019	vs UC Irvine	5	63	24	154	.253	58	165	.352	4	5	108	.954	3	78	.962	61	2	14	2	9.0	0	76.0	3-2
09/13/2019	vs Loyola Chicago	4	63	19	132	.333	56	143	.392	4	6	95	.937	4	85	.953	49	2	8	5	6.0	2	73.0	3-1
09/14/2019	at Air Force	4	45	19	129	.202	43	128	.336	3	5	97	.948	4	67	.940	55	3	14	1	10.0	1	58.0	3-1
09/20/2019	Chattanooga	5	60	28	168	.190	56	169	.331	6	6	107	.944	8	92	.913	75	0	10	0	5.0	2	71.0	3-2
09/20/2019	Arkansas St.	4	42	23	146	.130	40	146	.274	5	5	94	.947	6	87	.931	63	0	17	1	8.5	1	55.5	1-3
09/21/2019	Charlotte	3	35	16	109	.174	33	114	.289	4	5	54	.907	2	68	.971	52	0	0	4	0.0	2	39.0	0-3
09/27/2019	at Virginia	4	53	24	142	.204	51	153	.333	3	5	85	.941	13	95	.863	60	1	6	2	4.0	2	60.0	1-3
09/29/2019	at Pittsburgh	3	25	17	95	.263	25	99	.253	2	8	56	.857	3	65	.954	32	2	2	4	3.0	0	30.0	0-3
10/04/2019	at NC State	5	59	29	196	.153	52	201	.259	1	7	92	.924	3	104	.971	83	1	8	0	5.0	0	65.0	2-3
10/06/2019	at North Carolina	4	53	20	153	.346	51	151	.338	1	6	89	.933	2	87	.977	62	2	4	0	4.0	0	58.0	1-3
10/11/2019	Clemson	4	43	26	142	.120	40	135	.296	3	8	75	.893	8	89	.910	51	0	10	0	5.0	2	51.0	1-3
10/13/2019	Georgia Tech	3	27	16	97	.113	27	94	.287	1	1	48	.979	6	68	.912	32	1	6	0	4.0	0	32.0	0-3
10/18/2019	Notre Dame	4	51	25	161	.161	49	164	.299	4	8	84	.905	4	86	.953	72	0	4	3	2.0	1	57.0	1-3
10/20/2019	Louisville	4	45	14	132	.235	43	127	.339	5	6	93	.935	2	80	.975	49	3	6	1	6.0	1	56.0	3-1
10/25/2019	at Duke	4	40	22	138	.130	40	144	.278	5	6	73	.918	6	91	.934	59	0	12	0	6.0	2	51.0	1-3
10/27/2019	at Wake Forest	5	57	22	172	.331	50	164	.305	9	6	105	.943	8	88	.909	74	2	20	5	12.0	7	78.0	3-2
11/01/2019	Florida St.	3	32	27	122	.041	31	116	.267	2	5	57	.912	6	66	.909	47	0	8	0	4.0	0	38.0	0-3
11/03/2019	Miami (FL)	4	41	31	146	.068	38	143	.266	4	2	79	.975	4	88	.955	52	4	6	1	7.0	1	52.0	1-3
Totals		99	1151	545	3498	.173	1080	3525	.306	98	163	2086	.922	127	2013	.937	1441	32	249	44	156.5	29	1240.5	
Opponents		99	1341	533	3528	.229	1250	3605	.347	128	211	2225	.905	98	1923	.949	1539	34	309	30	188.5	43	1492.5	

Team Averages

Sets Played	Kills per set	Assists per set	Service aces per set	Digs per set	Blocks per set	Points per set	Ball handling error per set	Reception errors per set
99	11.63	10.91	0.99	14.56	1.58	12.53	0.29	1.28



PROGRAM HISTORY

First Year	1977
All-Time Record	749-675-3 (.526)
Conference Champions	(1) 1982, Metro
Tournament Championships	None
NCAA Tournaments	(1) 2010
NIVC Tournaments (0) Steve Lowe Award,	1982
Postseason Record	1-1
Best record	(1992) 26-11
Best in NCAAs	(2010) 1-1
Players signed pro	13 since 2006

CASELL COLISEUM

Capacity	9,275
Opened	1962
Renovation	2017
Tech Record	378-179 (.679)
Attendance High in Wilson era	2,361 ('17)
Winning Seasons	20

MILESTONES ON DECK

100 Aces	Carol Raffety, 81
200 Blocks	Marisa Cerchio, 170
1,000 Kills	Kaity Smith, 860
1,000 Assists	Talyn Jackson, 902
1,000 Points	Kaity Smith, 942
1,500 Digs	Carol Raffety, 1,373

SCOUTING Boston College

- Boston College, before they lost to Notre Dame on Sunday, beat Louisville and lost to North Carolina. Boston College ranks sixth in the ACC.
- Head Coach Jason Kennedy enters his second season with the Eagles, following his time as an associate head coach at USC. Kennedy is 1-1 against Tech, winning the last matchup at home.
- The Eagles are led offensively by Jewel Strawberry who has had 298 kills this season and Amaka Chukwuje-kwu who ranks second in the conference in hitting percentage with a .416 mark.
- The Hokies trail in all-time series against the Eagles (18-8) falling in their last matchup in November 2018.

SCOUTING Syracuse

- Syracuse, before defeating Louisville on Sunday, beat Notre Dame and NC State. Syracuse is ranked ninth in the ACC.
- Head Coach Leonid Yelin enters his eighth season with Syracuse, following his 15-year tenure at Louisville. Yelin is 4-4 against the Hokies, defeating Tech in the last three matchups.
- The Orange is led offensively by Polina Shemanova who leads the conference in kills per set with a 5.06 mark.
- Syracuse leads the all-time series 7-5 against the Hokies and have a three-game winning streak that dates back to 2016.

OPPONENT MATCH-BY-MATCH

Date	Opponent	SP	Attack				Set			Serve				Recept			Blocking				BHE	POINTS	SCORE	
			K	E	TA	PCT	A	TA	PCT	SA	SE	TA	PCT	RE	TA	PCT	DIG	BS	BA	BE				TOTAL
08/30/2019	vsUSC Upstate	4	33	21	112	.107	30	129	.233	4	10	73	.863	13	86	.849	42	2	10	1	7.0	3	0.0	3-1
08/30/2019	at Miami (OH)	4	51	19	137	.234	49	143	.343	5	9	92	.902	3	72	.958	59	1	14	1	8.0	2	0.0	1-3
08/31/2019	vsNorthwestern	3	47	15	109	.294	44	108	.407	4	11	74	.851	4	51	.922	52	0	12	1	6.0	0	0.0	0-3
09/06/2019	vsElon	4	53	35	167	.108	52	173	.301	4	7	82	.915	4	87	.954	84	0	13	2	6.5	3	63.5	3-1
09/07/2019	vsDavidson	4	45	32	157	.083	43	160	.269	4	5	86	.942	5	83	.940	75	1	4	2	3.0	1	52.0	3-1
09/07/2019	at Liberty	4	57	21	160	.225	53	163	.325	11	14	97	.856	1	78	.987	74	1	10	0	6.0	1	74.0	1-3
09/10/2019	at VCU	4	58	16	127	.331	53	127	.417	4	13	95	.863	2	75	.973	41	2	27	2	15.5	0	77.5	1-3
09/13/2019	vsUC Irvine	5	53	23	148	.203	49	164	.299	3	14	92	.848	4	103	.961	51	3	10	3	8.0	1	64.0	3-2
09/13/2019	vsLoyola Chicago	4	58	17	135	.304	54	146	.370	4	6	91	.934	4	89	.955	41	2	10	3	7.0	1	69.0	3-1
09/14/2019	at Air Force	4	51	34	151	.113	50	151	.331	4	14	81	.827	3	92	.967	53	0	2	1	1.0	1	56.0	3-1
09/20/2019	Chattanooga	5	57	28	164	.177	52	161	.323	8	10	102	.902	6	101	.941	74	0	18	0	9.0	2	74.0	3-2
09/20/2019	Arkansas St.	4	60	35	169	.148	56	165	.339	6	8	95	.916	5	89	.944	71	3	14	1	10.0	1	76.0	1-3
09/21/2019	Charlotte	3	51	5	114	.404	46	108	.426	2	7	75	.907	4	49	.918	54	0	8	3	4.0	1	57.0	0-3
09/27/2019	at Virginia	4	56	18	140	.271	53	145	.366	13	5	100	.950	3	80	.963	52	2	16	2	10.0	3	79.0	1-3
09/29/2019	at Pittsburgh	3	46	12	96	.479	42	94	.447	3	8	73	.890	2	48	.958	43	0	11	0	5.5	4	54.5	0-3
10/04/2019	at NC State	5	71	21	191	.262	67	205	.327	3	8	112	.929	1	85	.988	93	3	22	1	14.0	1	88.0	2-3
10/06/2019	at North Carolina	4	69	24	166	.416	63	162	.389	2	9	96	.906	1	83	.988	69	2	16	2	10.0	1	81.0	1-3
10/11/2019	Clemson	4	47	22	127	.197	43	128	.336	8	3	92	.967	3	67	.955	67	5	4	0	7.0	0	62.0	1-3
10/13/2019	Georgia Tech	3	52	12	101	.396	45	96	.469	6	5	73	.932	1	47	.979	48	2	6	0	5.0	1	63.0	0-3
10/18/2019	Notre Dame	4	56	16	154	.260	54	161	.335	4	9	95	.905	4	76	.947	71	0	6	1	3.0	3	63.0	1-3
10/20/2019	Louisville	4	61	34	149	.181	58	147	.395	2	6	86	.930	5	87	.943	67	2	6	3	5.0	1	68.0	3-1
10/25/2019	at Duke	4	59	14	144	.313	54	146	.370	6	6	97	.938	5	67	.925	66	0	18	0	9.0	5	74.0	1-3
10/27/2019	at Wake Forest	5	53	25	165	.321	51	169	.302	8	8	96	.917	9	99	.909	74	1	16	1	9.0	5	70.0	3-2
11/01/2019	Florida St.	3	37	11	103	.252	32	107	.299	6	7	73	.904	2	52	.962	53	2	20	0	12.0	2	55.0	0-3
11/03/2019	Miami (FL)	4	60	23	142	.261	57	147	.388	4	9	97	.907	4	77	.948	65	0	16	0	8.0	0	72.0	1-3
Opponent totals		99	1341	533	3528	.229	1250	3605	.347	128	211	2225	.905	98	1923	.949	1539	34	309	30	188.5	43	1492.5	
Virginia Tech totals		99	1151	545	3498	.173	1080	3525	.306	98	163	2086	.922	127	2013	.937	1441	32	249	44	156.5	29	1240.5	

Team Averages

Sets Played	Kills per set	Assists per set	Service aces per set	Digs per set	Blocks per set	Points per set	Ball handling error per set	Reception errors per set
99	13.55	12.63	1.29	15.55	1.90	15.08	0.43	0.99



MATCH-BY-MATCH LEADERS

Opponent	Date	Kills	% (min. 12 A)	Assists	Aces	Digs	Blocks
USC Upstate (W, 3-1)	Aug. 30	12 - Powell	.455 - Cerchio	24 - Jackson	4 - (2 players)	19 - Mosley	8 - Zeer
Miami (Ohio) (L, 3-1)	Aug. 30	13 - Wyner	.333 - Zier	27 - Jackson	2 - Powell	24 - Mosley	3 - (2 players)
Northwestern (L, 3-0)	Aug. 31	9 - Wyner	.194 - Wyner	21 - Jackson	3 - Mosley	17 - Mosley	3 - Cerchio
Elon (W, 3-1)	Sept. 6	13 - Cerchio	.417 - Zier	38 - Jackson	2 - Jackson	21 - Mosley	8 - Zier
Davidson (W, 3-1)	Sept. 7	14 - Cerchio	.290 - Cerchio	37 - Jackson	2 - Talamazzi	39 - Mosley	5 - Zier
Liberty (L, 3-1)	Sept. 7	13 - Cerchio	.308 - Talamazzi	31 - Jackson	1 - Wyner	16 - Mosley	4 - Robinson
VCU (W, 3-1)	Sept. 10	15 - (2 players)	.333 - Cerchio	43 - Jackson	1 - (2 players)	12 - Jackson	3 - Zier
UC Irvine (W, 3-1)	Sept. 13	17 - (2 players)	.333 - Young	54 - Jackson	1 - (4 players)	22 - Mosley	6 - Zier
Loyola Chicago (W, 3-2)	Sept. 13	22 - Wyner	.500 - Powell	50 - Jackson	2 - (2 players)	13 - (2 players)	4 - Young
Air Force (W, 3-1)	Sept. 14	14 - Powell	.238 - Wyner	34 - Jackson	1 - (3 players)	13 - Jackson	7 - Zier
Chattanooga (W, 3-2)	Sept. 20	19 - Wyner	.500 - Young	50 - Jackson	2 - Mosley	24 - Mosley	3 - Young
Arkansas State (L, 3-1)	Sept. 20	12 - Wyner	.159 - Wyner	35 - Jackson	3 - Jackson	15 - Thomas	7 - Young
Charlotte (L, 3-0)	Sept. 21	8 - Cerchio	.286 - Young	29 - Jackson	2 - Talamazzi	14 - Mosley	None
Virginia (L, 3-1)	Sept. 27	15 - Cerchio	.471 - Zier	42 - Jackson	1 - (3 players)	14 - Jackson	2 - Young
No. 4 Pitt (L, 3-0)	Sept. 29	8 - Smith	.263 - Smith	21 - Jackson	1 - (2 players)	12 - Thomas	1 - (4 players)
NC State (L, 3-2)	Oct. 4	14 - Smith	.429 - Jackson	44 - Jackson	1 - Zier	26 - Mosley	3 - Zier
North Carolina (L, 3-1)	Oct. 6	13 - Powell	.529 - Powell	42 - Jackson	1 - Thomas	21 - Mosley	2 - (2 players)
Clemson (L, 3-1)	Oct. 11	12 - Smith	.292 - Cerchio	34 - Jackson	1 - (3 players)	15 - (2 players)	3 - Zier
Georgia Tech (L, 3-0)	Oct. 13	8 - (2 players)	.500 - Cerchio	25 - Jackson	1 - Cerchio	11 - Mosley	2 - (2 players)
[RV] Notre Dame (L, 3-1)	Oct. 18	12 - Smith	.276 - Smith	44 - Jackson	2 - Mosley	19 - Mosley	2 - Zier
No. 23 Louisville (W, 3-1)	Oct. 20	12 - (2 players)	.286 - Powell	37 - Jackson	2 - (2 players)	17 - Mosley	3 - Smith
Duke (L, 3-1)	Oct. 25	14 - Smith	.308 - Zier	22 - Jackson	3 - Smith	16 - Mosley	3 - (2 players)
Wake Forest (W, 3-2)	Oct. 27	14 - Cerchio	.375 - Young	40 - Jackson	3 - Mosley	27 - Mosley	5 - Young
Florida State (L, 3-0)	Nov. 1	13 - Smith	.128 - Smith	27 - Jackson	1 - (2 players)	11 - Mosley	4 - Young
Miami (L, 3-1)	Nov. 3	13 - Cerchio	.375 - Robinson	21 - Jackson	2 - Lynch	16 - Mosley	2 - (2 players)

DOUBLE-DOUBLES COUNT

Who	What	When
Talyn Jackson	31 A, 10 D	at Liberty (9/7/19)
Talyn Jackson	43 A, 12 D	at VCU (9/10/19)
Talyn Jackson	54 A, 10 D	vs. UC Irvine (9/13/19)
Talyn Jackson	50 A, 13 D	vs. Loyola Chicago (9/13/19)
Talyn Jackson	34 A, 13 D	at Air Force (9/14/19)
Talyn Jackson	50 A, 10 D	vs. Chattanooga (9/20/19)
Talyn Jackson	35 A, 14 D	vs. Arkansas State (9/20/19)
Talyn Jackson	42 A, 14 D	at Virginia (9/27/19)
Kaity Smith	14 K, 16 D	at NC State (10/4/19)
Kaity Smith	12 K, 16 D	at North Carolina (10/6/19)
Kaity Smith	12 K, 15 D	vs. Clemson (10/11/19)
Kaity Smith	12 K, 16 D	vs. [RV] Notre Dame (10/18/19)
Talyn Jackson	44 A, 15 D	vs. [RV] Notre Dame (10/18/19)
Kaity Smith	14 K, 14 D	at Duke (10/25/19)
Kaity Smith	13 K, 12 D	at Wake Forest (10/27/19)
Kaity Smith	13 K, 10 D	vs. Florida State (11/1/19)

TEAM, PLAYER & OPPONENT HIGHS

Kills	Attack Percentage	Assists	Service Aces	Digs	Total Blocks
Team	63 vs. UC Irvine (9/13)		13 last vs. USC Upstate (8/30)	83 at NC State (10/4)	15 vs. Elon (9/6)
Player	Tessa Wyner - 22 vs. Loyola Chicago (9/13)		Logan Mosley & Carol Raffety - 4 vs. USC Upstate (8/30)	Logan Mosley - 39 vs. Davidson (9/7)	Anabel Zier (2x) - 8 last vs. Elon (9/7)
Opponent	71 - NC State (10/4)		13 - Virginia (9/27)	93 - NC State (10/4)	20 - Florida State (11/1)
Team	.333, 63-19-132 vs. Loyola Chicago (9/13)				
Player (min. 12 kills)	Cera Powell - .500, 16-2-28 vs. Loyola Chicago (9/13)				
Opponent	.404, 51-5-114 - Charlotte (9/21)				
Team	58 vs. UC Irvine (9/13)				
Player	Talyn Jackson - 54 vs. UC Irvine (9/13)				
Opponent	67 - NC State (10/4)				
Team					
Player					
Opponent					





Jill WILSON

- Third season at Virginia Tech
- 17th as a coach in Division I
- Produced 15 All-SEC players and '02 ACC Player of the Year
- Averaged 20-plus wins per year at LSU (10 years)

The Wilson File

PERSONAL

BORN: May 6, 1979
 HOMETOWN: Richmond, Texas
 FAMILY: Husband, Jared
 COACHING RECORD AT VIRGINIA TECH: 33-53 (3rd year)
 CAREER HEAD COACHING RECORD: 33-53 (.384)

EDUCATION

LSU - Bachelor of Science - Business Admin., 2001
 JOINED TECH STAFF: Jan. 12, 2017
 YEARS OF COLLEGIATE HEAD COACHING: 1
 YEARS OF COLLEGIATE COACHING: 15

COACHING HISTORY

2017- Virginia Tech (Head Coach)
 2013-16 LSU (Associate Head Coach)
 2007-12 LSU (Assistant Coach)
 2005-07 Wake Forest (Assistant Coach)
 2002-05 North Carolina (Assistant Coach)
 2001-02 Tennessee-Martin (Graduate Assistant)

PLAYING HISTORY

1997-00 LSU (outside hitter)
 4-year letterwinner and starter
 Ranked 6th in the SEC with 23 service aces senior year
 Appeared in the 2000 SEC Tournament finals

POSTSEASON EXPERIENCE

LSU
 2014 (First Round - Eugene, Ore.)
 Defeated Oklahoma, Loss to Oregon
 2013 (First Round - Seattle, Wash.)
 Defeated Michigan, Loss to Washington
 2010 (First Round - Norman, Okla.)
 Loss to Tulsa
 2009 (First Round - Baton Rouge, La.)
 Defeated Tulane, Loss to Texas A&M
 2008 (First Round - Los Angeles, Calif.)
 Loss to UCLA
 2007 (First Round - Austin, Texas)
 Defeated New Mexico State, Loss to Texas

UNC
 2002 (Regionals - Lincoln, Neb.)
 Defeated Winthrop, South Carolina at home
 Loss to Hawai'i

Jill Wilson was named the head coach of the Virginia Tech volleyball program on January 12, 2017, and enters her third year in Blacksburg.

In her second season as the head coach of the Hokies in 2018, Wilson led Tech to a four-win improvement, which was the most wins at Tech since 2015. Also, the Hokies owned a five-win improvement at home on Carilion Clinic Court to 8-5. She won three nonconference tournaments – Charlotte Invitational, Hokie Invitational sponsored by the Fairfield Inn and Suites in Christiansburg and Bobcat Invitational – bringing her total to five in two years, including a 15-8 record non-league action.

Tech started the season 8-0, marking its best start since 2009. It also defeated North Carolina 3-0 for the first time since 2011, snapping a nine-match losing streak, and marked the first sweep over the Tar Heels since 2006. Wilson picked up another win over in-state rival Virginia in the Commonwealth Clash presented by Virginia529, improving to 3-1 in her career against the Cavaliers. The Hokies also swept Georgia Tech on the road, a team that finished 15-6 at home and was an AVCA Top-100 Team, marking Wilson's first ACC sweep away from the friendly confines of Cassell Coliseum.

Under Wilson's guidance, right-side hitter Jaila Tolbert once again was named second-team All-ACC. Tolbert became the third player in school history to make the ACC all-conference team in consecutive years, as well as the 17th in program history to rack up over 1,000 kills in a career. The Minnesota native also became the first-ever Tech volleyball player to be tabbed a Senior CLASS Award candidate and the second to make the U.S. Collegiate Women's National Team – Detroit roster.

Statistically, the Hokies improved on the service line due to an aggressive style, finishing fifth in the ACC for service aces, tallying 141 to average 1.31 aces per set. One of the key reasons why there was improvement on the line was outside hitter Ester Talamazzi's team-high 34 aces, including her match versus William & Mary when she recorded the second-most aces in school history with eight. Libero Carol Raffety cracked the record book, becoming the 18th Hokie to register over 1,000 digs in a career.

Her first year in 2017 set the foundation for the program, as Wilson guided Jaila Tolbert to second-team All-ACC after she owned the highest hitting percentage in the conference for non-middle blockers (.331). Tolbert, a right-side hitter, hit more than .300 in 20 matches and earned VaSID all-state honors.

Wilson also was key in the development of Kaity Smith, who was named to the ACC All-Freshman Team, as well as the VaSID Freshman of the Year. Smith started the season breaking a school record, putting down 30 kills in her debut – a program first.

Picking up two wins over Virginia in her first season, Wilson contributed to a full point in the Virginia529 Commonwealth Clash. Wilson led Tech to two nonconference tournament titles her opening season, winning the Pepsi Panther Invitational and A-State Invitational. At the A-State Invitational, the Hokies took down Arkansas State and SMU, two teams that won 20-plus matches and earned a bid to the National Invitational Volleyball Championship (NIVC).

Wilson joined the Hokies after an extremely successful run on the bench at LSU where, as the recruiting coordinator, she signed five top-30 recruiting classes according to PrepVolleyball.com. She also helped lead the Tigers to six NCAA Tournament appearances and the 2009 SEC Championship, as well as 25-win seasons in 2007, 2009 and 2010. The Tigers averaged over 20 wins per season during her time on the LSU staff.

No stranger to the ACC, Wilson was an assistant at North Carolina from 2002-04 before serving as the top assistant at Wake Forest in 2006.

She coached two All-Americans, an ACC Player of the Year and helped lead the Tar Heels to the 2002 regular-season ACC Championship and an NCAA Sweet Sixteen appearance.





KAITY SMITH

Junior | 6-1
OH | Florence, Ky.

High School/Club Team
Randall Cooper | Lexington United

Major: Criminology

1

- 2018-19 All-ACC Academic Volleyball Team
- 2018-19 ACC Academic Honor Roll
- 2017 ACC All-Freshmen Team
- 2017 Prep Volleyball All-Freshman Honorable Mention

AT THE NET

- Has played in 22 matches.
- Recorded 13 kills, 10 digs and her season high of two blocks against Florida State (11/1) ... Posted 10 kills, one assist and eight digs versus Miami (11/3)
- Had double-doubles in both matches last weekend at Duke (10/25) and Wake Forest (10/27), getting 13 kills, 12 digs and tied a season-high three blocks at Wake.
- Turned in a season-high 15 kills, six digs, one service ace, an assist and a block at VCU (9/10).
- Posted back-to-back matches of seven kills against Elon (9/6) and Davidson (9/7).
- Played and started all 30 matches in 2018.
- Double-digit kills in 24 matches and 15-plus in eight matches in 2018 and recorded nine double-doubles on the season.

SEASON HIGHS

Kills..... 15 at VCU (9/10/19)
Hitting percentage..... .263 at No. 4 Pitt (9/29/19)
Assists 3 vs. No. 4 Pitt (9/29/19)
Aces 1, 3x, last at Wake Forest (10/27/19)
Digs..... 16, 3x, last vs. Notre Dame (10/18/19)
Blocks 2 vs. Florida State (11/1/19)

CAREER HIGHS

Kills..... 30 vs. Idaho State (8/25/17)
Hitting percentage..... .591 vs. USC Upstate (8/24/18)
Assists 2, 4x
Aces 3, 2x
Digs..... 16, 3x, last vs. Notre Dame (10/18/19)

Date	Opponent	SP	K	E	TA	PCT	Set	SA	SE	TA	PCT	Recept	PCT	DIGS	BLK	BLOCKING	BHE	POINTS	HIT%	SCORE				
08/30/2019	vs USC Upstate	*2	0	0	0	.000	0	1	1	1	1	1	1	4	750	1	8	375	0	0	1.0	234	3-1	
08/30/2019	at Miami (OH)	3	0	0	1	.000	0	0	0	0	0	0	0	7	857	5	0	0	0	0	0.0	164	1-3	
09/06/2019	vs Elon	4	7	3	26	.154	0	2	5	600	0	18	1,000	10	0	1	0	1	0	0	7.5	214	3-1	
09/07/2019	vs Davidson	4	7	5	28	.071	2	5	400	0	0	10	1,000	1	20	950	7	0	0	0	7.0	179	3-1	
09/10/2019	at Liberty	3	1	1	6	.000	0	2	1,000	0	0	0	0	5	20	750	3	0	0	0	1.0	159	1-3	
09/10/2019	at VCU	*4	15	12	42	.071	1	4	250	1	14	929	0	13	1,000	6	0	1	0	0	16.5	220	1-3	
09/13/2019	vs UC Irvine	1	0	0	0	.000	0	0	0	0	0	0	0	0	0	0	0	0	0	0	0.0	253	3-2	
09/20/2019	at Chattanooga	2	4	2	13	.154	0	1	1,000	0	0	4	1,000	1	8	875	2	0	1	0	4.5	190	3-2	
09/20/2019	at Arkansas St.	1	2	1	5	.200	0	0	0	0	0	0	0	0	3	667	0	0	0	0	2.0	130	1-3	
09/21/2019	Charlotte	2	3	2	18	.056	1	3	333	0	0	4	1,000	1	11	909	7	0	0	0	3.0	174	0-3	
09/27/2019	at Virginia	*4	10	4	32	.188	3	5	600	2	15	867	3	23	870	9	0	1	0	0	10.5	204	1-3	
09/29/2019	at Pittsburgh	*3	8	3	19	.421	0	2	0	0	2	11	818	0	12	1,000	7	0	0	0	8.0	263	0-3	
10/04/2019	at NC State	*5	14	4	42	.238	0	3	0	0	1	15	933	1	45	978	16	0	1	0	14.5	153	2-3	
10/06/2019	at North Carolina	*4	12	4	30	.400	1	4	250	0	2	17	882	0	27	1,000	16	0	0	0	12.0	346	1-3	
10/11/2019	Clemson	*4	12	6	38	.158	1	1	1,000	0	3	12	750	3	37	919	15	0	1	0	12.5	120	1-3	
10/13/2019	Georgia Tech	*3	6	3	22	.136	0	0	0	0	6	1,000	3	19	842	4	0	0	0	0	6.0	113	0-3	
10/18/2019	Notre Dame	3	12	4	29	.276	0	1	0	0	2	10	800	1	22	955	16	0	0	0	15.0	161	1-3	
10/20/2019	Louisville	*4	12	3	32	.281	2	6	333	0	1	12	917	1	34	971	9	2	1	0	14.5	235	3-1	
10/25/2019	at Duke	*4	14	6	47	.170	0	2	0	0	3	2	15	867	2	29	931	14	0	0	0	17.0	130	1-3
10/27/2019	at Wake Forest	*5	13	8	53	.245	3	4	750	1	2	17	882	0	17	1,000	12	0	3	1	3.0	0	331	3-2
11/01/2019	Florida St.	*3	13	8	39	.128	0	3	0	0	2	7	714	2	19	895	10	0	2	0	14.0	041	0-3	
11/03/2019	Miami (FL)	*4	10	11	39	-.026	1	7	143	0	1	12	917	0	15	1,000	8	0	0	0	10.0	068	1-3	
Totals			72	175	90	.152	15	56	.268	7	24	190	.874	27	407	.934	176	2	12	1	8.0	1	190.0	

Player Averages	Sets Played	Kills per set	Assists per set	Service aces per set	Digs per set	Blocks per set	Points per set
	72	2.43	0.21	0.10	2.44	0.11	2.64



ANABEL ZIER (ZEER)

Freshman | 6-2
MB/RS | Blacksburg, Va.

High School/Club Team
Blacksburg | River Valley Juniors - Coastal

Major: Biology

2

AT THE NET

- Has played all 25 matches.
- Had four kills and three blocks against Miami (11/3) ... Recorded three kills and two blocks against Florida State (11/1).
- Was steady at Duke (10/25) and Wake Forest (10/27), getting six kills at Wake and five against Duke.
- Hit a career-high .529 with nine kills at North Carolina (10/6).
- Turned in back-to-back 10-kill outings opening weekend against USC Upstate (8/30) and Miami (Ohio) (8/30).
- Posted a career-high eight blocks versus USC Upstate (8/30) in the season opener.
- Four-year varsity letterwinner.
- Coached by Nicole Taylor at Blacksburg HS.
- District and Region Player of the Year.
- Earned VHSA All-State, All-region and All-conference.
- Led Bruins to the 2016 state championship match.
- Guided Bruins to district and regional championships, as well as the state semifinals.
- Racked up over 1,000 kills.
- Also competed in the high jump on the track and field team, leading the Bruins to a 2017 state title in track.
- Earned all-state honors in 2016.
- Has jumped in five state competitions.
- Her aunt, Cindy Zier Szweczyk, played on Tech's women's soccer team (1993-95), earning defensive MVP honors.

SEASON/CAREER HIGHS

Kills..... 10, 2x, last at Miami (Ohio) (8/30/19)
Hitting percentage..... .529 at North Carolina (10/6/19)
Assists 1 vs. Arkansas State (9/20/19)
Aces 1, 5x, last at NC State (10/4/19)
Digs..... 3, 2x, last vs. UC Irvine (9/13/19)
Blocks..... 8, 2x, last vs. Elon (9/7/19)

Date	Opponent	SP	K	E	TA	PCT	Set	SA	SE	TA	PCT	Recept	PCT	DIGS	BLK	BLOCKING	BHE	POINTS	HIT%	SCORE									
08/30/2019	vs USC Upstate	*4	10	4	20	.300	0	1	0	0	0	3	5	400	0	0	0	0	0	0	3	5	0	8.0	0	15.5	234	3-1	
08/30/2019	at Miami (OH)	*4	10	3	21	.333	0	0	0	0	0	1	3	11	727	0	0	0	0	0	0	0	2	0	2.0	0	12.0	164	1-3
08/31/2019	vs Northwestern	*3	2	1	9	.111	0	0	0	0	0	2	1,000	0	0	0	0	0	0	0	1	0	2	0	2.0	0	3.0	070	0-3
09/07/2019	vs Davidson	*4	8	4	20	.200	0	0	0	0	0	1	6	833	0	0	0	0	0	0	2	3	0	5.0	0	12.5	179	3-1	
09/10/2019	at Liberty	*4	4	2	23	.087	2	2	0	0	0	2	8	750	0	0	0	0	0	0	2	0	1	0	1.0	0	4.5	159	1-3
09/10/2019	at VCU	*4	5	1	11	.364	0	1	0	0	0	2	11	818	0	0	0	0	0	0	3	0	1	3.0	0	6.5	220	1-3	
09/13/2019	vs UC Irvine	*5	7	3	18	.222	0	5	0	0	0	9	1,000	0	0	0	0	0	0	0	3	2	4	0	6.0	0	11.0	253	3-2
09/13/2019	vs Loyola Chicago	*4	5	3	12	.167	0	1	0	0	0	2	12	833	0	0	0	0	0	0	1	0	2	0	0	5.0	333	3-1	
10/04/2019	at Air Force	*4	5	1	11	.364	0	0	0	0	0	1	13	923	0	0	0	0	0	0	2	1	0	0	7.0	0	10.5	202	3-1
09/20/2019	at Chattanooga	*5	8	4	20	.200	0	0	0	0	0	1	6	833	0	0	0	0	0	0	2	3	0	5.0	0	12.5	179	3-1	
09/20/2019	at Arkansas St.	*4	5	1	11	.364	1	1	1,000	1	4	16	750	0	0	0	0	0	0	0	1	0	1	1	1.0	0	4.0	100	1-3
09/21/2019	Charlotte	*3	3	1	6	.333	0	1	0	0	0	2	8	750	0	0	0	0	0	0	0	0	0	0	0	4.0	174	0-3	
09/27/2019	at Virginia	*4	9	1	17	.471	0	2	0	0	0	7	1,000	0	0	0	0	0	0	0	1	1	1	2.0	0	11.5	204	1-3	
09/29/2019	at Pittsburgh	*3	4	2	15	.267	0	2	0	0	0	5	8	375	0	0	0	0	0	0	1	0	1	1.0	0	5.0	263	0-3	
10/04/2019	at NC State	*5	9	3	28	.214	1	2	500	1	3	10	700	0	0	0	0	0	0	0	3	0	3	0	3.0	0	11.5	153	2-3
10/06/2019	at North Carolina	*4	9	0	17	.529	0	1	0	0	0	1	7	857	0	0	0	0	0	0	1	0	2	0	2.0	0	10.0	346	1-3
10/11/2019	Clemson	4	4	4	13	.000	0	1	0	0	0	0	0	0	0	0	0	0	0	0	2	0	3	0	3.0	1	5.5	120	1-3
10/13/2019	Georgia Tech	*3	2	2	11	.000	0	1	0	0	0	0	0	0	0	0	0	0	0	0	1	1	0	2.0	0	3.5	113	0-3	
10/18/2019	Notre Dame	*4	3	3	13	.000	0	1	0	0	0	0	0	0	0	0	0	0	0	0	1	0	2	0	2.0	0	4.0	161	1-3
10/20/2019	Louisville	*4	2	1	10	.100	1	0	0	0	0	0	0	0	0	0	0	0	0	0	1	2	0	3.0	0	4.0	235	3-1	
10/25/2019	at Duke	*4	5	1	13	.308	0	0	0																				



CERA POWELL (SEER-UH)

Freshman | 6-0
OH | Pittsboro, N.C.

High School/Club Team
Northwood | Triangle

Major: Human Nutrition, Foods and Exercise

3

Amy Svoboda Memorial Classic All-Tournament Team

AT THE NET

- Has played all 25 matches.
- Posted eight kills and seven digs against Miami (11/3) ... Recorded eight kills against Florida State (11/1).
- Posted at least eight kills in both matches this past weekend at Duke (10/25) and Wake Forest (10/27).
- Put together her best weekend yet, owning at least 14 kills in all three matches on Air Force's campus (9/13-14) to make the all-tournament team.
- Had her best blocking performance versus Air Force (9/14), recording a career-high six blocks along with 14 kills.
- Opened the season with 12 kills, four digs and career-high five blocks against USC Upstate (8/30).
- Four-year varsity letterwinner and three-time all-conference.
- Led the Chargers to the third round of the 2018 NCHSAA state tournament.
- Two-time Student Council Class Senator.
- Her great uncle, Walter Davis, played men's basketball at North Carolina and was selected to the USA men's basketball team at the 1976 Summer Olympics, and went on to become a 15-year NBA player and six-time NBA All-Star, having his number retired (#6) with the Phoenix Suns organization after being the Suns' all-time leading scorer.

SEASON/CAREER HIGHS

Kills.....17 vs. UC Irvine (9/13/19)
Hitting percentage......500 vs. Loyola Chicago (9/13/19)
Assists2 vs. Clemson (10/11/19)
Aces2 at Miami (Ohio) (8/30/19)
Digs.....8 at Miami (Ohio) (8/30/19)
Blocks.....6 at Air Force (9/14/19)

Date	Opponent	SP	K	E	TA	PCT	SA	SE	TA	PCT	RE	TA	PCT	DIGS	BLK	BATTOTAL	BHE	POINTS	HIT%	SCORE				
08/30/2019	vs USC Upstate	*4	12	4	34	.235	0	2	1.000	1	1	7	1.000	1	1.000	4	0	15.5	234	3-1				
08/30/2019	at Miami (OH)	*4	8	5	35	.086	0	1	1.000	2	2	16	.875	1	4	750	8	0	10.0	164	1-3			
08/31/2019	vs Northwestern	*3	3	3	22	.000	0	0	0.000	0	0	0	0.000	0	1	1.0	0	3.5	0.70	0-3				
09/06/2019	vs Elon	4	8	2	32	.188	0	1	1.000	0	0	0	0.000	1	1.000	0	4	10.0	214	3-1				
09/07/2019	vs Davidson	4	7	1	28	.214	0	1	1.000	0	0	0	0.000	1	2	500	0	7.5	179	3-1				
09/07/2019	at Liberty	4	7	7	25	.000	0	2	2.000	0	0	1	1.000	0	0	0	0	7.0	159	1-3				
09/10/2019	at VCU	*4	9	4	20	.250	0	2	1.000	0	0	0	0.000	0	0	0	0	9.0	220	1-3				
09/13/2019	vs UC Irvine	*4	17	6	38	.289	0	1	1.000	0	0	0	0.000	0	0	0	0	17.0	253	3-2				
09/13/2019	vs Loyola Chicago	4	16	2	28	.500	1	6	.167	0	0	0	0.000	0	1	1.0	0	17.0	333	3-1				
09/14/2019	at Air Force	4	14	5	40	.225	0	1	1.000	0	0	1	1.000	0	1	5	0	15.5	202	3-1				
09/20/2019	Chattanooga	*5	9	7	45	.044	0	1	1.000	0	0	0	0.000	0	0	1	0	9.5	190	3-2				
09/20/2019	Arkansas St.	*4	9	5	33	.121	0	1	1.000	0	0	0	0.000	0	0	0	0	10.0	130	1-3				
09/21/2019	Charlotte	3	7	4	21	.143	0	2	2.000	0	0	0	0.000	1	0	0	0	7.0	174	0-3				
09/27/2019	at Virginia	*4	3	6	23	.130	0	3	1.000	0	0	0	0.000	1	0	1	0	3.0	204	1-3				
09/29/2019	at Pittsburgh	*3	5	4	29	.172	0	1	1.000	0	0	0	0.000	1	0	1	0	6.0	263	0-3				
10/04/2019	at NC State	*5	14	8	55	.109	0	1	1.000	0	0	0	0.000	4	1	1	0	15.5	153	2-3				
10/06/2019	at North Carolina	4	13	6	53	.245	1	1	1.000	0	0	0	0.000	3	2	2	0	14.0	346	1-3				
10/11/2019	Clemson	*4	5	6	30	.033	2	2	1.000	0	0	0	0.000	6	0	0	0	5.0	120	1-3				
10/13/2019	Georgia Tech	*3	8	2	24	.250	0	1	1.000	0	0	0	0.000	3	0	1	0	8.5	113	0-3				
10/18/2019	Notre Dame	*4	11	4	35	.200	0	3	1.000	0	2	14	.857	0	0	0	0	11.0	161	1-3				
10/20/2019	Louisville	*4	12	2	35	.286	1	2	5.000	0	4	15	.733	0	1	1.000	2	0	12.0	225	3-1			
10/25/2019	at Duke	*4	8	5	32	.094	0	0	0.000	1	1	8	.875	0	1	1.000	1	9.0	130	1-3				
10/27/2019	at Wake Forest	*5	9	5	36	.250	2	4	5.000	1	1	13	.923	0	0	0	0	12.5	331	3-2				
11/01/2019	Florida St.	*3	8	5	28	.107	0	3	1.000	1	0	13	1.000	0	0	0	0	9.0	041	0-3				
11/03/2019	Miami (FL)	*4	8	4	29	.138	0	2	2.000	0	1	8	.875	0	0	0	0	10.0	068	1-3				
Totals			98	230	112	.810	.146	7	.44	.159	5	11	.96	.885	2	14	.857	56	5	28	2	19.0	1	254.0

Player Averages	Sets Played	Kills per set	Assists per set	Service aces per set	Digs per set	Blocks per set	Points per set
	98	2.35	0.07	0.05	0.57	0.19	2.59



LOGAN MOSLEY

Freshman | 5-6
L/DS | Apex, N.C.

High School/Club Team
Cary Christian | Triangle

Major: University Studies

4

Miami Invitational All-Tournament Team

AT THE NET

- Has played in all 25 matches, playing 24 at libero.
- Set the single-match digs record at Tech in just her fifth match, scooping up 39 digs versus Davidson (9/7).
- Scooped up 16 digs and posted two assists. Had 11 digs versus Florida State (11/1) and recorded an ace.
- Had 27 digs at Wake Forest (10/27), which is tied for the third-most by an ACC libero in an ACC match this fall.
- Posted her third-most digs versus NC State (10/4) with 26.
- Had her double-digit digs streak snap at then-No. 4 Pitt (9/29), getting it up to a career-high seven straight matches.
- Her 20-plus digs marked the first time a Tech freshman accomplished the feat since 2016.
- Collected 19 digs, two assists and a career-best four service aces against USC Upstate (8/30) in the season opener.
- Five-year varsity letterwinner.
- Coached by Lesley White and her mom, Victoria, at Cary Christian HS.
- 2017 NCISAA Player of the Year and first-team all-state.
- Was a key cog in USA Volleyball 18U's championship run at nationals in 2018.
- Led USA Volleyball 16U to a third-place finish at '17 nationals.
- Her mother, Victoria, played college volleyball at Barton.

SEASON/CAREER HIGHS

Kills.....1, 4x, last at UNC (10/6/19)
Hitting percentage.....1.000 at Miami (Ohio) (8/30/19)
Assists6, 2x, last at UNC (10/6/19)
Aces4 vs. USC Upstate (8/30/19)
Digs.....39 vs. Davidson (9/7/19)
Blocks.....

Date	Opponent	SP	K	E	TA	PCT	SA	SE	TA	PCT	RE	TA	PCT	DIGS	BLK	BATTOTAL	BHE	POINTS	HIT%	SCORE				
08/30/2019	vs USC Upstate	*4	0	0	0	.000	2	12	.167	4	0	26	1.000	0	11	1,000	19	0	0	0	0	4.0	234	3-1
08/30/2019	at Miami (OH)	*4	1	0	1	1.000	6	17	.353	0	0	11	1.000	0	30	1,000	24	0	0	0	0	1.0	164	1-3
08/31/2019	vs Northwestern	*3	0	0	0	.000	2	10	.200	3	0	14	1.000	1	18	944	17	0	0	0	0	3.0	070	0-3
09/06/2019	vs Elon	*4	0	1	0	.000	2	9	.222	1	0	19	1.000	2	18	889	21	0	0	0	0	1.0	214	3-1
09/07/2019	vs Davidson	*4	0	1	0	.000	3	13	.231	1	2	18	.889	1	26	962	39	0	0	0	0	1.0	179	3-1
09/07/2019	at Liberty	*4	1	0	2	.500	5	18	.278	0	0	18	1.000	2	31	935	16	0	0	0	0	1.0	159	1-3
09/10/2019	at VCU	*4	0	0	0	.000	5	13	.385	0	1	16	.938	3	37	919	9	0	0	0	0	0.0	220	1-3
09/13/2019	vs UC Irvine	*5	0	0	1	.000	1	17	.059	1	1	19	.947	1	26	962	22	0	0	0	0	1.0	253	3-2
09/13/2019	vs Loyola Chicago	*4	1	1	3	.000	3	12	.250	0	0	14	1.000	0	22	1,000	13	0	0	0	0	1.0	333	3-1
09/14/2019	at Air Force	*4	0	0	0	.000	4	15	.267	0	0	16	1.000	1	15	933	12	0	0	0	0	0.0	202	3-1
09/20/2019	Chattanooga	*5	0	0	0	.000	5	14	.357	2	1	24	.958	1	14	929	24	0	0	0	0	2.0	190	3-2
09/20/2019	Arkansas St.	*4	0	1	0	.000	3	20	.150	0	0	14	1.000	1	23	957	13	0	0	0	0	1.0	130	1-3
09/21/2019	Charlotte	*3	0	0	0	.000	2	10	.200	0	0	8	1.000	0	26	1,000	14	0	0	0	0	0.0	174	0-3
09/27/2019	at Virginia	*3	0	0	1	.000	2	10	.200	0	0	9	1.000	0	9	1,000	12	0	0	0	0	0.0	204	1-3
09/29/2019	at Pittsburgh	*3	0	0	0	.000	2	2	1.000	1	0	11	1.000	1	8	875	3	0	0	0	0	1.0	263	0-3
10/04/2019	at NC State	*5	0	1	2	.500	3	19	.158	0	0	15	1.000	1	13	923	26	0	0	0	0	0.0	153	2-3
10/06/2019	at North Carolina	4	1	0	2	.500	6	17	.353	0	0	13	1.000	1	21	952	21	0	0	0	0	1.0	346	1-3
10/11/2019	Clemson	*4	0	0	0	.000	3	14	.214	0	0	15	1.000	2	16	875	15	0	0	0	0	0.0	120	1-3
10/13/2019	Georgia Tech	*3	0	0	2	.000	2	5	.400	0	1	8	.875	1	21	952	11	0	0	0	0	0.0	113	0-3
10/18/2019	Notre Dame	*4	0	0	0	.000	3	24	.125	2	0	18	1.000	0	15	1,000	19	0	0	0	0	2.0	161	1-3
10/20/2019	Louisville	*4	0	0	0	.000	2	12	.167	2	1	16	.938	0	11	1,000	17	0	0	0	0	2.0	235	1-1
10/25/2019	at Duke	*4	0	0	0	.000	1	14	.071	1	0	15	1.000	2	22	909	16	0	0	0	0	1.0	130	1-3
10/27/2019	at Wake Forest	5	0	1	0	.000	4	13	.308	3	0	22	1.000	1	34	971	27	0	0					



CAROL RAFFETY

Senior | 5-11
L/DS | Novato, Calif.

High School/Club Team
Marin Catholic | Absolute

Major: Criminology

5

Two-time ACC Academic Honor Roll 2018-19 All-ACC Academic Volleyball Team

AT THE NET

- Has played in eight matches.
- Scooped up a season-high nine digs and had two assists at Air Force (9/14).
- Tallied seven digs and two assists at Miami (Ohio) (8/30).
- Tied a career-high four aces and posted five digs versus USC Upstate (8/30).
- Currently No. 6 all-time in program history for career digs.
- Had nine 20-plus dig matches in 2018.
- Registered 13 digs, including her 1,000th career dig in the third set to become the 18th Hokie to ever accomplish the feat, and three assists versus IUPUI (9/7).
- Played in all 30 matches in 2018.
- Broke the freshman digs record with 481 in 2016, a mark that had been held by Amanda Cloyd since 2004.

SEASON HIGHS

Kills..... 1 vs. USC Upstate (8/30/19)
Hitting percentage..... 1.000 vs. USC Upstate (8/30/19)
Assists 2, 2x, last at Air Force (9/14/19)
Aces 4 vs. USC Upstate (8/30/19)
Digs..... 9 at Air Force (9/14/19)
Blocks

CAREER HIGHS

Kills..... 9 at Florida State (10/14/16)
Hitting percentage..... 1.00 (2x)
Assists 7 (2x)
Aces 4, 2x, vs. USC Upstate (8/30/19)
Digs..... 28 vs. Appalachian State (8/26/16)
Blocks..... 1 at Florida State (10/14/16)

MATCH-BY-MATCH STATS

Date	Opponent	Attack				Set				Serve				Recept				Blocking				Team				
		SP	K	E	TA	PCT	A	TA	PCT	SA	SE	TA	PCT	RE	TA	PCT	DIG	BS	BA	BE	TOTAL	BHE	POINTS	HIT%	SCORE	
08/30/2019	vs USC Upstate	4	1	0	1	1.000	0	1	.000	4	3	25	880	1	11	.909	5	0	0	0	0	0	0	5.0	.234	3-1
08/30/2019	at Miami (OH)	4	0	0	0	.000	2	4	.500	0	1	15	.933	0	15	1.000	7	0	0	0	0	0	0.0	.164	1-3	
08/31/2019	vs Northwestern	*2	0	0	0	.000	1	2	.500	0	1	4	.750	1	8	.875	2	0	0	0	0	0	0.0	.070	0-3	
09/13/2019	vs UC Irvine	4	0	0	0	.000	0	0	.000	0	1	4	.750	0	6	1.000	1	0	0	0	0	0	0.0	.253	3-2	
09/13/2019	vs Loyola Chicago	4	0	1	.000	2	2	1.000	0	2	9	.778	0	17	1.000	3	0	0	0	0	0	0	0.0	.333	3-1	
09/14/2019	at Air Force	4	0	0	0	.000	3	3	.667	0	1	5	.800	1	6	.833	9	0	0	0	0	0	0.0	.202	3-1	
09/20/2019	Chattanooga	5	0	0	0	.000	0	1	.000	0	0	0	.000	1	20	.950	4	0	0	0	0	0	0.0	.190	3-2	
09/20/2019	Arkansas St.	3	0	0	0	.000	0	0	.000	0	0	0	.000	0	4	1.000	0	0	0	0	0	0	0.0	.130	1-3	
Totals		30	1	0	2	.500	7	13	.538	4	9	.62	.855	4	87	.954	31	0	0	0	0	0	5.0			

Player Averages						
Sets Played	Kills per nset	Assists per set	Service aces per set	Digs per set	Blocks per set	Points per set
30	0.03	0.23	0.13	1.03	0.00	0.17



ANGEL ROBINSON

Sophomore | 6-0
MB | Norman, Okla.

High School/Club Team
Norman North | Peak

Major: Human Development

6

AT THE NET

- Has played in nine matches.
- Had four kills and two blocks against Miami (11/3)
- Recorded her second-highest kill total of the season at North Carolina (10/6) with five.
- Collected a season-high seven kills and four blocks at Liberty (9/7).
- Posted two kills versus Davidson (9/7).
- Tallied three kills, one assist and two blocks against USC Upstate (8/30) in the season opener.
- Finished the 2018 season strong, tallying eight kills on a career-high .615 hitting percentage and two blocks against Syracuse (11/18) and a career-best 11 kills versus Clemson (11/21).
- Tallied her first-ever ace against William & Mary (8/31).
- Put down the first kill of her career versus Presbyterian (8/25).
- Debut came against USC Upstate (8/24) in the season opener, tallying a block.
- Appeared in 17 matches and started seven in 2018.
- Four-year letterwinner coached by Stephanie Kane at North Norman.
- Guided North Norman to the OSSAA 6A State title match two years in a row, finishing runner-up in 2016 and 2017.
- Also led the Timberwolves to an unblemished record in conference play and a 31-4 overall record in 2017.

SEASON HIGHS

Kills..... 7 at Liberty (9/7/19)
Hitting percentage..... .500 vs. Davidson (9/7/19)
Assists 1 vs. USC Upstate (8/30/19)
Aces
Digs.....
Blocks..... 4 at Liberty (9/7/19)

CAREER HIGHS

Kills..... 11 vs. Clemson (11/21/18)
Hitting percentage..... .615 at Syracuse (11/8/18)
Assists
Aces 1 vs. William & Mary (8/31/18)
Digs..... 1 (2x)
Blocks..... 6 vs. Duke (10/21/18)

Date	Opponent	Attack				Set				Serve				Recept				Blocking				Team						
		SP	K	E	TA	PCT	A	TA	PCT	SA	SE	TA	PCT	RE	TA	PCT	DIG	BS	BA	BE	TOTAL	BHE	POINTS	HIT%	SCORE			
08/30/2019	vs USC Upstate	*2	3	2	11	.091	1	1	1.000	0	0	0	.000	0	0	.000	0	0	0	0	0	0	0	0	0	4.0	.234	3-1
09/07/2019	vs Davidson	*1	2	0	4	.500	0	1	.000	0	0	0	.000	0	0	.000	0	0	0	0	0	0	0	0	2.0	.179	3-1	
09/07/2019	at Liberty	4	7	5	20	.100	0	1	.000	0	0	0	.000	0	0	.000	0	1	3	0	4	0	0	9.5	.159	1-3		
09/13/2019	vs UC Irvine	1	0	0	1	.000	0	0	.000	0	0	0	.000	0	0	.000	0	0	0	0	0	0	0	0	0.0	.253	3-2	
10/04/2019	at NC State	4	3	0	10	.300	0	0	.000	0	0	0	.000	0	0	.000	0	0	0	0	0	0	0	0	3.0	.153	2-3	
10/06/2019	at North Carolina	*4	5	3	17	.294	1	1	1.000	0	0	0	.000	0	0	.000	0	1	0	0	1	0	0	0	6.0	.346	1-3	
10/18/2019	Notre Dame	1	0	1	3	.333	0	0	.000	0	0	0	.000	0	0	.000	0	0	0	0	0	0	0	0	0.0	.161	1-3	
11/01/2019	Florida St.	1	0	0	0	.000	0	0	.000	0	0	0	.000	0	0	.000	0	0	0	0	0	0	0	0	0.0	.041	0-3	
11/03/2019	Miami (FL)	2	4	1	8	.375	0	0	.000	0	0	0	.000	0	0	.000	0	1	1	0	2	0	0	5.5	.068	1-3		
Totals		20	24	12	74	.162	2	4	.500	0	0	0	.000	0	0	.000	0	3	6	0	6	0	0	30.0				

Player Averages						
Sets Played	Kills per nset	Assists per set	Service aces per set	Digs per set	Blocks per set	Points per set
20	1.20	0.10	0.00	0.00	0.30	1.3





SARAH JANE LYNCH

Sophomore | 6-2
S | Roswell, Ga.

High School/Club Team
Mount Pisgah Christian | A5

Major: Computer Science

11

2018-19 ACC Academic Honor Roll

AT THE NET

- Has played in 11 matches.
- Recorded 14 assists and career-highs in aces and blocks with two a piece against Miami (11/3).
- Came in versus Duke (10/25) and filled in nicely, dishing out an ACC-high 15 assists to go along with a career-high 4 digs.
- Recorded her first-ever kill against Charlotte (9/21).
- Posted five assists and three digs versus Miami (Ohio) (8/30).
- Racked up a career-high 21 assists and three digs versus USC Upstate (8/30) in the season opener.
- Played in 19 matches in 2018.
- Achieved a career-high two aces against Georgia Tech (10/5).
- Recorded her first career dig, an impressive pancake, against Virginia (9/23).
- Played in her first collegiate match against UTSA (9/16).
- Three-year letterwinner coached by Leah Longoria at Mount Pisgah Christian.
- Named to the Class of 2018 Senior Aces Top 150.
- First team GHSA All-State in 2016.
- Guided A5 to the 2016 USA Volleyball National Championship crown in 16-U Open Division.

SEASON HIGHS

Kills..... 1 vs. Charlotte (9/21/19)
Hitting percentage..... 1.000 vs. Charlotte (9/21/19)
Assists 21 vs. USC Upstate (8/30/19)
Aces 1, 3x, last vs. Clemson (10/11/19)
Digs..... 3, 2x, last at Miami (Ohio) (8/30/19)
Blocks..... 1 vs. Davidson (9/7/19)

CAREER HIGHS

Kills..... 1 vs. Charlotte (9/21/19)
Hitting percentage..... 1.000 vs. Charlotte (9/21/19)
Assists 21 vs. USC Upstate (8/30/19)
Aces 2 at Georgia Tech (10/5/18)
Digs..... 3, 3x, last at Miami (Ohio) (8/30/19)
Blocks..... 1 vs. Davidson (9/7/19)

Date	Opponent	SP	K	E	TA	PCT	A	TA	PCT	SA	SE	TA	PCT	RE	TA	PCT	DIG	BS	BA	BE	TOTAL	BHE	POINTS	HIT%	SCORE
08/30/2019	vs USC Upstate	2	0	0	4	.000	21	47	.447	0	0	4	1.000	0	0	.000	3	0	0	0	0	0	0.0	234	3-1
08/30/2019	at Miami (OH)	*1	0	0	1	.000	5	23	.217	0	0	2	1.000	0	0	.000	3	0	0	0	0	0	0.0	164	1-3
09/07/2019	vs Davidson	1	0	0	2	.500	5	16	.313	0	1	4	.750	0	0	.000	2	0	1	0	1	0	1.5	179	3-1
09/20/2019	Charlottesville	1	0	0	0	.000	0	0	.000	0	0	0	1.000	0	0	.000	0	0	0	0	0	0	1.0	190	3-2
09/21/2019	Charlotte	1	1	0	1	1.000	1	5	.200	0	0	3	1.000	0	0	.000	0	0	0	0	0	0	0.0	114	0-3
09/27/2019	at Virginia	2	0	0	0	.000	0	0	.000	1	0	3	1.000	0	0	.000	0	0	0	0	0	0	0.0	204	1-3
10/04/2019	at NC State	3	0	0	0	.000	0	0	.000	0	0	6	1.000	0	0	.000	0	0	0	0	0	0	0.0	153	2-3
10/06/2019	at North Carolina	3	0	0	0	.000	0	0	.000	0	0	4	1.000	0	0	.000	0	0	0	0	0	0	0.0	346	1-3
10/11/2019	Clemson	*4	0	0	0	.000	0	1	.000	1	1	13	.923	0	0	.000	1	0	0	0	0	0	1.0	120	1-3
10/13/2019	Georgia Tech	1	0	0	0	.000	0	0	.000	0	0	1	1.000	0	0	.000	0	0	0	0	0	0	0.0	113	0-3
10/25/2019	at Duke	2	0	0	1	.000	15	41	.366	0	0	8	1.000	0	0	.000	4	0	1	0	1	0	0.5	130	1-3
11/03/2019	Miami (FL)	2	0	0	0	.000	14	48	.292	2	0	9	1.000	0	0	.000	3	0	2	0	2	0	3.0	068	1-3
Totals		23	2	0	9	.222	61	181	.337	5	2	58	.966	0	0	.000	16	0	4	0	2	0	9.0		

Player Averages	Sets Played	Kills per set	Assists per set	Service aces per set	Digs per set	Blocks per set	Points per set
	23	0.09	2.65	0.22	0.70	0.09	0.39



ESTER TALAMAZZI (Tal-uh-MAHT-zee)

Senior | 6-0
OH | Campo Ligure, Genoa, Italy

High School/Club Team
Liceo Scientifico A. Antonelli | Volleyro'

Major: Marketing

14

Two-time ACC Academic Honor Roll 2017-18 All-ACC Academic Volleyball Team ACC Freshman of the Week (9/4/17)

AT THE NET

- Has played in 14 matches.
- Posted six digs versus NC State (10/4)
- Tallied five kills and two digs against UVA (9/27).
- Finished with 11 digs and tied a season-high two aces against Charlotte (9/21).
- Scooped up a season-high 12 digs against Elon (9/6).
- Posted four kills, two service aces and three digs against USC Upstate (8/30) in the season opener.
- Played in all 30 matches, drawing 28 starts in 2018.
- Set a career-high eight aces, tied for the second-most in school history, with five kills versus William & Mary (8/31).
- Scooped up a career-high 22 digs and put down nine kills in a near double-double effort in Tech's clash with Charlotte (8/25).
- Tied with Annie Spicer for 8th all-time (290) in freshman kills.

SEASON HIGHS

Kills..... 5, 2x, last at UVA (9/27/19)
Hitting percentage..... 308 at Liberty (9/7/19)
Assists 3, 2x, last vs. Davidson (9/7/19)
Aces 2, 3x, last vs. Charlotte (9/21/19)
Digs..... 12 vs. Elon (9/6/19)
Blocks..... 1 at Air Force (9/14/19)

CAREER HIGHS

Kills..... 17 vs. Notre Dame (10/8/17)
Hitting percentage..... 462 vs. South Dakota State (8/25/17)
Assists 3, 3x, last vs. Davidson (9/7/19)
Aces 8 vs. William & Mary (8/31/18)
Digs..... 22 at Charlotte (8/25/18)
Blocks..... 5 at Boston College (11/16/18)

MATCH-BY-MATCH STATS

Date	Opponent	SP	K	E	TA	PCT	A	TA	PCT	SA	SE	TA	PCT	RE	TA	PCT	DIG	BS	BA	BE	TOTAL	BHE	POINTS	HIT%	SCORE
08/30/2019	vs USC Upstate	2	4	3	9	.111	0	0	.000	2	0	8	1.000	1	4	.750	3	0	0	0	0	0	6.0	234	3-1
08/30/2019	at Miami (OH)	1	2	2	6	.000	0	1	.000	0	1	4	.750	0	2	1.000	1	0	0	0	0	0	2.0	164	1-3
09/06/2019	vs Elon	4	0	0	5	.000	3	7	.429	0	2	13	.846	0	0	.000	12	0	0	0	0	0	0.0	214	3-1
09/07/2019	vs Davidson	4	1	3	9	.222	3	3	1.000	2	2	16	.875	0	0	.000	8	0	0	0	0	0	3.0	179	3-1
09/07/2019	at Liberty	*4	4	0	14	.286	0	6	.000	0	2	12	.833	0	3	1.000	9	0	0	0	0	0	4.0	159	1-3
09/10/2019	at VCU	2	0	0	0	.000	0	0	.000	0	2	9	.778	0	0	.000	5	0	0	0	0	0	0.0	220	1-3
09/13/2019	vs Loyola Chicago	1	0	0	0	.000	0	0	.000	0	0	0	0.000	0	0	.000	0	0	0	0	0	0	0.0	333	3-1
09/14/2019	at Air Force	1	2	1	7	.143	1	2	.500	0	3	1	1.000	0	3	1.000	2	0	1	0	1	0	2.5	202	3-1
09/20/2019	Charlottesville	2	5	7	18	.111	0	0	.000	2	3	3	.333	0	0	.000	4	0	0	0	0	0	5.0	190	3-2
09/21/2019	Charlotte	*3	0	0	1	.000	0	1	.000	2	1	12	.917	0	11	1.000	11	0	0	0	0	0	2.0	174	0-3
09/27/2019	at Virginia	2	5	3	15	.133	0	1	.000	0	0	0	0.000	0	2	1.000	2	0	1	0	1	0	5.5	204	1-3
10/04/2019	at NC State	4	0	2	4	.500	3	5	.600	0	2	15	.867	0	5	1.000	6	0	0	0	0	0	0.0	153	2-3
10/06/2019	at North Carolina	1	0	2	2	.000	0	0	.000	0	0	0	0.000	0	0	.000	0	0	0	0	0	0	0.0	346	1-3
10/11/2019	Clemson	1	0	1	1	.000	0	0	.000	0	0	0	.000	0	0	.000	0	0	0	0	0	0	0.0	120	1-3
Totals		32	23	23	91	.011	10	26	.385	6	14	93	.849	1	30	.967	63	0	2	0	1	0	30.0		

Player Averages	Sets Played	Kills per set	Assists per set	Service aces per set	Digs per set	Blocks per set	Points per set
	32	0.72	0.31	0.19	1.97	0.03	0.94



JENNIFER WILLIAMS

Redshirt Freshman | 6-1
OH | Staunton, Va.

High School/Club Team
Robert E. Lee | Richmond

Major: Marketing

16

2018-19 ACC Academic Honor Roll

AT THE NET

- Has played in six matches.
- Tallied a kill at Wake Forest (10/27) last weekend.
- Posted her first career kill in Tech's upset win over then-No. 23 Louisville (10/20)/
- Redshirted in 2018.
- Four-year letterwinner.
- Coached by mom, Jan Williams, at Robert E. Lee.
- First-team All-State.
- Led Robert E. Lee to the VHSL state championship.
- Regional Player of the Year.
- First-team All-Region.
- First-team All-Conference.
- First-team All-District.
- All-City/County Player of the Year.
- Conference Player of the Year.
- Racked up more than 1,000 kills in prep career.
- Finished third all-time in VHSL record book for most career blocks.
- Captain.
- Also played tennis.
- Four-year letterwinner and captain.

SEASON/CAREER HIGHS

Kills 2 vs. No. 23 Louisville (10/20)

Hitting percentage 1.000 vs. No. 23 Louisville (10/20)

Assists

Aces

Digs

Blocks

MATCH-BY-MATCH STATS

Date	Opponent	Attack			Set			Serve			Recept			Blocking			Team																
		SP	K	E	A	PCT	A	T	PCT	S	A	S	E	T	PCT	R	E	T	PCT	DIG	B	S	B	A	B	TOTAL	BHE	POINTS	HIT%	SCORE			
10/18/2019	Notre Dame	1	0	0	2	.000	0	2	.000	0	0	0	0	.000	0	0	0	.000	0	0	0	0	0	0	0	0	0	0	0	0	0	.161	1-3
10/20/2019	Louisville	3	2	0	2	1.000	0	0	.000	0	0	0	0	.000	0	0	0	.000	0	0	0	0	0	0	0	0	0	0	0	0	2.0	.235	3-1
10/25/2019	at Duke	2	0	1	2	.500	0	0	.000	0	0	0	0	.000	0	0	0	.000	0	0	0	0	0	0	0	0	0	0	0	0	0	.130	1-3
10/27/2019	at Wake Forest	1	1	1	2	.500	0	1	.000	0	0	0	0	.000	0	0	0	.000	0	0	0	0	0	0	0	0	0	0	0	1.0	.331	3-2	
11/01/2019	Florida St.	1	0	0	0	.000	0	0	.000	0	0	0	0	.000	0	0	0	.000	0	0	0	0	0	0	0	0	0	0	0	0	.041	0-3	
11/03/2019	Miami (FL)	4	0	0	1	.000	0	0	.000	0	0	0	0	.000	0	0	0	.000	0	0	0	0	0	0	0	0	0	0	0	0	.068	1-3	
Totals		12	3	2	9	.111	0	3	.000	0	0	0	0	.000	0	0	0	.000	0	0	0	0	0	0	0	0	0	0	0	0	0	3.0	

Player Averages						
Sets Played	Kills per nset	Assists per set	Service aces per set	Digs per set	Blocks per set	Points per set
12	0.25	0.00	0.00	0.00	0.00	0.25



RACHEL TAM

Freshman | 5-4
L/DS | Basking Ridge, N.J.

High School/Club Team
Ridge | Atlantic Valley & Central Jersey

Major: Business

17

AT THE NET

- Has played in 10 matches.
- Tallied two digs against UVA (9/27).
- Posted a career-high two digs versus UC Irvine (9/13).
- Collected her first career dig at Liberty (9/7).
- First match at the college level came vs. Northwestern (8/31).
- Four-year letterwinner.
- Courier News 2017 New Jersey Player of the Year.
- NJ Star Ledger 2017 first-team all-state.
- Two-time NJ Skyland first-team all-conference.
- Led Ridge to a state championship in 2017 with a 26-0 record.
- Became the first player in school history to rack up more than 1,000 digs, finishing with 1,171.
- In the classroom, was the president of the National Honor Society.
- Student Council VP.
- Project Adventure Peer Leader and Board Member.
- Habitat for Humanity Class Representative.
- Honor Roll.
- Also considered Georgetown and Wake Forest.
- Her mother, Juanita, played college volleyball at Amherst College.
- Her brother, Jonathan, played baseball at Villanova and made the All-BIG EAST Academic Team and led the league with the best ERA.
- Her sister, Kelsey, played volleyball for Wesleyan University and was named to the All-NESCAC Academic Team.

SEASON/CAREER HIGHS

Kills.....

Hitting percentage.....

Assists 1 vs. UC Irvine (9/13/19)

Aces.....

Digs..... 2, 2x, last at UVA (9/27/19)

Blocks

MATCH-BY-MATCH STATS

Date	Opponent	Attack			Set			Serve			Recept			Blocking			Team															
		SP	K	E	A	PCT	A	T	PCT	S	A	S	E	T	PCT	R	E	T	PCT	DIG	B	S	B	A	B	TOTAL	BHE	POINTS	HIT%	SCORE		
08/31/2019	vs Northwestern	3	0	0	0	.000	0	0	.000	0	1	4	.750	0	0	.000	0	0	0	0	0	0	0	0	0	0	0	0	0	0	.070	0-3
09/06/2019	vs Elon	4	0	0	0	.000	0	0	.000	0	0	7	1.000	0	0	.000	2	0	0	0	0	0	0	0	0	0	0	0	0	0	.214	3-1
09/07/2019	vs Davidson	4	0	0	0	.000	0	0	.000	0	1	8	.875	0	0	.000	0	0	0	0	0	0	0	0	0	0	0	0	0	0	.179	3-1
09/07/2019	at Liberty	2	0	0	0	.000	0	0	.000	0	1	2	.500	0	0	.000	1	0	0	0	0	0	0	0	0	0	0	0	0	0	.159	1-3
09/10/2019	at VCU	1	0	0	0	.000	0	0	.000	0	0	1	1.000	0	0	.000	0	0	0	0	0	0	0	0	0	0	0	0	0	0	.220	1-3
09/13/2019	vs UC Irvine	4	0	0	0	.000	1	1	1.000	0	1	7	.857	0	0	.000	2	0	0	0	0	0	0	0	0	0	0	0	0	0	.253	3-2
09/14/2019	at Air Force	3	0	0	0	.000	0	0	.000	0	2	4	.500	0	0	.000	1	0	0	0	0	0	0	0	0	0	0	0	0	0	.202	3-1
09/27/2019	at Virginia	2	0	0	0	.000	0	0	.000	0	1	2	.500	0	2	1.000	2	0	0	0	0	0	0	0	0	0	0	0	0	0	.204	1-3
09/29/2019	at Pittsburgh	1	0	0	0	.000	0	1	.000	0	0	0	.000	0	0	.000	0	0	0	0	0	0	0	0	0	0	0	0	0	0	.263	0-3
10/04/2019	at NC State	1	0	0	0	.000	0	0	.000	0	0	0	.000	1	2	.500	0	0	0	0	0	0	0	0	0	0	0	0	0	0	.153	2-3
Totals		25	0	0	0	.000	1	2	.500	0	7	35	.800	1	4	.750	8	0	0	0	0	0	0	0	0	0	0	0	0	0	0	0

Player Averages						
Sets Played	Kills per nset	Assists per set	Service aces per set	Digs per set	Blocks per set	Points per set
25	0.00	0.04	0.00	0.32	0.00	0.00





KAI YOUNG

Junior | 5-11
MB | Charlotte, N.C.

High School/Club Team
Charlotte Christian | Carolina Union

Major: Multimedia Journalism

22

Hokie Invitational All-Tournament Team 2018-19 ACC Academic Honor Roll

AT THE NET

- Has played in 21 matches.
- Had one kill and four blocks against Florida State (11/1)
- Tallied seven kills at Wake Forest (10/27) last weekend.
- Tied her season high of seven blocks vs. Arkansas State (9/20).
- Collected a season-high nine kills and three blocks against UC Irvine (9/13).
- Owned five kills and a season-high seven blocks vs. Elon (9/6).
- Played in 24 matches, drawing 23 starts in 2018.
- Played volleyball and ran track at Charlotte Christian.
- Father, Bryant Young, played football at Notre Dame and was a 14-year NFL veteran with the San Francisco 49ers, earning four Pro Bowls and a XXIX Super Bowl ring. He used to coach the defensive line for the Atlanta Falcons (2017-18).
- Mother ran track at Notre Dame.

SEASON HIGHS

Kills.....9 vs. UC Irvine (9/13/19)
Hitting percentage......800 vs. Loyola Chicago (9/13/19)
Assists.....
Aces.....
Digs.....2 vs. Chattanooga (9/20/19)
Blocks.....7, 2x, last vs. Arkansas State (9/20/19)

CAREER HIGHS

Kills.....13 at Charlotte (8/25/18)
Hitting percentage.....1.00 (3x)
Assists.....1 (2x)
Aces.....
Digs.....2 vs. Chattanooga (9/20/19)
Blocks.....8 at Charlotte (8/25/18)

Date	Opponent	Attack				Set				Serve				Recept				Blocking				Team	
		SP	K	E	TA	PCT	A	TA	PCT	SA	SE	TA	PCT	RE	TA	PCT	DIGS	BA	BETOTAL	BHE	POINTS	HIT%	SCORE
08/30/2019	vs USC Upstate	2	2	7	.000	0	0	.000	0	0	.000	0	0	.000	0	1	3	1	4	0	4.5	234	3-1
08/30/2019	at Miami (OH)	*4	2	4	10	.200	0	1	.000	0	0	1	1.000	1	0	3	1	3	0	3.5	164	1-3	
08/31/2019	vs Northwestern	*3	1	3	11	.182	0	2	.000	0	0	0	.000	0	0	2	1	2	0	2.0	070	0-3	
09/06/2019	vs Elon	*4	5	2	15	.200	0	0	.000	0	0	0	.000	0	0	7	0	7	0	8.5	214	3-1	
09/07/2019	vs Davidson	*3	3	3	15	.000	0	0	.000	0	0	0	.000	0	0	4	2	4	0	5.0	179	3-1	
09/07/2019	at Liberty	*1	0	0	0	.000	0	0	.000	0	0	0	.000	0	0	0	0	0	0	0.0	159	1-3	
09/10/2019	at VCU	*3	4	1	7	.429	0	1	.000	0	0	0	.000	0	0	0	3	0	0	4.0	220	1-3	
09/13/2019	vs UC Irvine	*5	9	3	18	.333	0	2	.000	0	0	0	.000	0	1	1	3	0	10.5	253	3-2		
09/13/2019	vs Loyola Chicago	*4	4	0	5	.800	0	2	.000	0	0	0	.000	0	0	4	0	4	0	6.0	333	3-1	
09/14/2019	at Air Force	*4	1	2	10	.100	0	0	.000	0	0	0	.000	1	0	2	0	2	0	2.0	202	3-1	
09/20/2019	Chattanooga	*5	6	0	12	.500	0	0	.000	0	0	0	.000	2	0	3	1	3	0	7.5	195	3-2	
09/20/2019	Arkansas St.	*4	2	1	10	.100	0	1	.000	0	0	0	.000	1	0	7	0	7	0	5.5	130	1-3	
09/21/2019	Charlotte	*3	6	2	14	.286	0	0	.000	0	0	0	.000	0	0	2	0	2	0	6.0	174	0-3	
09/27/2019	at Virginia	*4	5	3	12	.167	0	2	.000	0	0	0	.000	1	1	0	0	2	0	6.0	204	1-3	
09/29/2019	at Pittsburgh	*3	0	3	6	.000	0	2	.000	0	0	0	.000	0	0	1	0	1	0	0.5	263	0-3	
10/04/2019	at NC State	*2	1	2	6	.167	0	0	.000	0	0	0	.000	0	0	1	0	1	0	1.5	153	2-3	
10/18/2019	Notre Dame	*4	8	4	19	.211	0	1	.000	0	0	0	.000	0	0	1	0	0	0	8.0	161	1-3	
10/20/2019	Louisville	*4	5	3	14	.343	0	2	.000	0	0	0	.000	2	0	2	1	2	0	6.0	235	3-1	
10/25/2019	at Duke	*4	3	2	11	.091	0	0	.000	0	0	0	.000	1	0	1	0	1	0	3.5	130	1-3	
10/27/2019	at Wake Forest	*5	7	1	16	.438	0	0	.000	0	0	0	.000	1	0	5	0	5	0	9.5	331	3-2	
11/01/2019	Florida St.	*3	1	4	8	.375	0	3	.000	0	0	0	.000	0	0	4	0	4	0	3.0	041	0-3	
11/03/2019	at Miami (FL)	*3	0	3	11	.273	0	1	.000	0	0	0	.000	1	1	0	1	0	1	0.0	068	1-3	
Totals		77	75	48	237	.114	0	20	.000	0	0	0	.000	4	4	1,000	13	2	54	13	29.0	0	104.0

Player Averages	Sets Played	Kills per nset	Assists per set	Service aces per set	Digs per set	Blocks per set	Points per set
	237	1.14	0.07	0.00	0.13	0.02	0.29



TALYN JACKSON (TAL-lynn)

Sophomore | 5-11
S | Gardnerville, Nev.

High School/Club Team
Douglas | Silve State

Major: Criminology

23

Amy Svoboda Memorial Classic All-Tournament 2018-19 ACC Academic Honor Roll

AT THE NET

- Has played in all 25 matches.
- Posted two kills, 21 assists, one ace and three digs versus Miami (11/3) ... Had two kills, 27 assists and eight digs against Florida State (11/1)
- Recorded 40 assists, an impressive six kills and nine digs in her almost double-double outing at Wake Forest (10/27).
- Had a career-high seven kills, 44 assists vs. NC State (10/4).
- Tallied seven double-doubles in a row from Sept. 7-20, the most consecutively by a player in the Jill Wilson era.
- Racked up 138 assists at the Air Force tournament (9/13-14), averaging 10.62 assists a set to make the all-tournament team.
- Put together back-to-back 50-assist outings versus UC Irvine (9/13) (54 assists) and Loyola Chicago (9/13) (50).
- Appeared in 16 matches with one start in 2018.
- Enrolled in January 2018, practicing with the team in the spring and playing in its scrimmages.

SEASON HIGHS

Kills.....7 at NC State (10/4/19)
Hitting percentage......667 vs. Charlotte (9/21/19)
Assists.....54 vs. UC Irvine (9/13/19)
Aces.....3 vs. Arkansas State (9/20/19)
Digs.....14, 2x, last at UVA (9/27/19)
Blocks.....3 vs. Elon (9/7/19)

CAREER HIGHS

Kills.....7 at NC State (10/4/19)
Hitting percentage.....1.000 vs. Campbell (8/31/18)
Assists.....54 vs. UC Irvine (9/13/19)
Aces.....3 vs. Arkansas State (9/20/19)
Digs.....14, 2x, last at UVA (9/27/19)

Date	Opponent	Attack				Set				Serve				Recept				Blocking				Team			
		SP	K	E	TA	PCT	A	TA	PCT	SA	SE	TA	PCT	RE	TA	PCT	DIGS	BA	BETOTAL	BHE	POINTS	HIT%	SCORE		
08/30/2019	vs USC Upstate	*2	0	0	3	.000	24	60	400	0	0	5	1.000	0	0	0	8	0	1	0	0.5	234	3-1		
08/30/2019	at Miami (OH)	4	4	1	7	.429	27	92	293	0	2	11	.818	0	0	0	4	1	0	0	5.0	164	1-3		
08/31/2019	vs Northwestern	*3	1	1	5	.000	21	84	250	0	0	10	1.000	0	0	0	7	0	0	0	1.0	070	0-3		
09/06/2019	vs Elon	*4	4	0	11	.364	38	130	292	2	1	20	.950	0	0	0	8	0	3	0	7.5	214	3-1		
09/07/2019	vs Davidson	*4	6	1	11	.455	37	117	316	0	2	11	.818	0	0	0	6	0	1	1	6.5	179	3-1		
09/07/2019	at Liberty	*4	4	0	10	.400	33	113	292	0	1	10	.900	0	0	0	13	0	1	0	4.0	159	1-3		
09/10/2019	at VCU	*4	3	2	10	.100	43	99	434	0	1	11	.909	0	0	0	12	0	2	0	4.0	220	1-3		
09/13/2019	vs UC Irvine	*5	1	0	2	.500	54	127	425	1	1	18	.944	0	3	1	0	0	0	2	0	3.0	253	3-2	
09/13/2019	vs Loyola Chicago	*4	2	0	7	.286	50	112	446	2	1	19	.947	0	0	0	13	1	1	0	5.5	333	3-1		
09/14/2019	at Air Force	*4	3	2	8	.125	34	97	351	0	1	20	.950	0	0	0	13	0	1	0	1.0	3.5	202	3-1	
09/20/2019	Chattanooga	*5	3	1	5	.400	50	143	350	1	1	15	.933	0	0	0	10	0	1	0	2.0	4.5	190	3-2	
09/20/2019	Arkansas St.	*4	2	1	8	.000	35	116	302	3	0	23	1.000	0	1	1	0	0	0	6.0	130	1-3			
09/21/2019	Charlotte	*3	2	0	3	.667	29	91	319	0	0	6	1.000	0	1	1	0	0	0	2.0	174	0-3			
09/27/2019	at Virginia	*4	6	0	9	.667	42	120	350	1	0	14	1.000	0	1	1	0	0	0	7.0	204	1-3			
09/29/2019	at Pittsburgh	*3	1	1	6	.167	21	75	280	0	0	9	1.000	0	1	1	0	0	0	1.0	263	0-3			
10/04/2019	at NC State	*5	7	1	14	.429	44	167	263	0	0	13	1.000	0	0	0	5	0	2	0	2.0	8.0	153	2-3	
10/06/2019	at North Carolina	*4	2	1	5	.400	42	123	341	0	1	17	.941	0	0	0	5	0	0	0	2.0	346	1-3		
10/11/2019	Clemson	*4	2	2	10	.000	34	113	301	1	1	11	.909	0	0	0	3	0	2	0	2.0	1.0	4.0	120	1-3
10/13/2019	Georgia Tech	*3	0	3	5	.000	25	84	298	0	0	9	1.000	0	0	0	4	0	0	0	0.0	113	0-3		
10/18/2019	Notre Dame	*4	3	2	11	.091	44	123	358	1	0	16	1.000	0	0	0	15	0	1	0	1.0	4.5	161	1-3	
10/20/2019	Louisville	*4	1	0	9	.111	37	101	366	0	0	13	1.000	0	0	0	6	0	0	0	1.0	235	3-1		
10/25/2019	at Duke	*4	0	0	3	.000	22	84	262	0	1	6	.833	0	0	0	5	0	1	0	3.0	2.5	130	1-3	
10/27/2019	at Wake Forest	*5	6	0	8	.750	40	131	305	1	0	16	1.000	0	0	0	9	0	2	1	2.0	7.0	8.0	331	3-2
11/01/2019	Florida St.	*3	2	1	10	.100	27	94	287	0	1	9	.889	0	0	0	8	0							

NCAA STATS

Statistic	National Rank	Conference Rank	Value	National Leader	Value	Conference Leader	Value
Aces Per Set (332 ranked)	315	15	1.00	Coastal Carolina	2.14	Boston College	1.57
Assists Per Set (332 ranked)	235	14	10.99	Marquette	14.19	Pittsburgh	13.61
Blocks Per Set (332 ranked)	294	15	1.58	VCU	3.38	Florida St.	3.00
Digs Per Set (332 ranked)	162	3	14.59	Wright St.	20.16	Notre Dame	15.86
Hitting Percentage (332 ranked)	237	15	0.183	Texas	0.334	Georgia Tech	0.271
Kills Per Set (332 ranked)	257	15	11.72	Cincinnati	14.95	Pittsburgh	14.72
Match W-L Pctg. (331 ranked)	228	12	0.391	SFA Western Ky.	0.958 0.958	Pittsburgh	0.955
Opp Hitting Percentage (332 ranked)	266	12	0.227	Colorado St.	0.103	Pittsburgh	0.139
Team Assists (332 ranked)	106	3	1,011	UNI	1,232	Boston College	1,096
Team Attacks Per Set (332 ranked)	138	3	35.11	Bradley	40.54	Notre Dame	37.34
Team Digs (332 ranked)	81	1	1,342	Southern Ill.	1,768	Virginia Tech	1,342
Team Kills (332 ranked)	121	4	1,078	Prairie View	1,340	Boston College	1,166
Team Service Aces (332 ranked)	257	10	92	UMES	218	Boston College	138
Team Total Attacks (332 ranked)	51	1	3,230	Prairie View	4,071	Virginia Tech	3,230
Team Total Blocks (332 ranked)	240	12	145.5	VCU	267.0	North Carolina	211.0

Statistic	Player	National Rank	Conference Rank	Value	National Leader	Value	Conference Leader	Value
Aces Per Set (150 ranked)					Sophia Cerino, Western Ky.	0.72	Jelena Novakovic, Virginia	0.49
Assists Per Set (150 ranked)	Talyn Jackson	120	7	9.18	Armania Heckenmueller, Cincinnati	11.68	Matti McKissock, Georgia Tech	11.30
Attacks Per Set (150 ranked)					Sarah Davis, Sacramento St.	13.53	Charley Niego, Notre Dame	11.41
Blocks Per Set (300 ranked)					Jasmin Sneed, VCU	1.73	Taryn Knuth, Florida St.	1.65
Digs Per Set (150 ranked)	Logan Mosley	81	1	4.51	Yumi Garcia, Charlotte	6.60	Logan Mosley, Virginia Tech	4.51
Hitting Percentage (150 ranked)					Lauren Matthews, Western Ky.	0.459	Kodie Comby, Georgia Tech	0.454
Kills Per Set (150 ranked)					Jordan Thompson, Cincinnati	6.22	Polina Shemanova, Syracuse	4.85
Kills SG Highs (0 ranked)								
Points (150 ranked)					Jordan Thompson, Cincinnati	565.5	Polina Shemanova, Syracuse	344.0
Points Per Set (150 ranked)					Jordan Thompson, Cincinnati	6.90	Polina Shemanova, Syracuse	5.55
Service Aces (145 ranked)					Sophia Cerino, Western Ky.	57	Jelena Novakovic, Virginia	39
Total Assists (150 ranked)	Talyn Jackson	49	2	826	Rachel Koop, UNI	1,043	Zoe Nunez, Notre Dame	829
Total Attacks (150 ranked)					Sarah Davis, Sacramento St.	1,353	Charley Niego, Notre Dame	901
Total Blocks (200 ranked)					Taylor Odom, Santa Clara	139	Taryn Knuth, Florida St.	114
Total Digs (298 ranked)	Logan Mosley	41	1	410	Yumi Garcia, Charlotte	587	Logan Mosley, Virginia Tech	410
Total Kills (150 ranked)					Jordan Thompson, Cincinnati	510	Polina Shemanova, Syracuse	301
Triple Doubles (12 ranked)					Rachel Maguire, Southern Ill.	9		



LAST FOUR BOX SCORES

Site: 10/25/2019 Attendance: 892 Time: 6:32 pm
 Officials: Virginia Tech (1) Duke (3)

Set Scores	1	2	3	4
Virginia Tech (1)	12	23	18	17
Duke (3)	25	23	25	25

Virginia Tech (8-14,1-8 ACC)

#	Player	Attack				Set			Serve			Block			Defense			Rec	PTS	
		SP	K	E	TA	PCT	A	E	TA	SA	SE	BS	BA	BE	DIG	BHE	RE			
20	McKinzie, Abby	4	0	0	0	.000	1	0	0	1	0	0	0	0	5	0	0	0	0	0
19	Cerchio, Marisa	4	10	7	29	.103	0	0	0	0	0	3	0	1	0	0	0	11.5	0	
1	Smith, Katy	4	14	6	47	.170	0	0	3	2	0	0	0	14	0	2	17	0	0	
10	Thomas, Kylie	4	0	0	0	.000	1	0	1	1	0	0	0	12	0	2	1	0	0	
22	Young, Kai	4	3	2	11	.091	0	0	0	0	0	1	0	1	0	0	3.5	0	0	
23	Jackson, Talyn	4	0	0	3	.000	22	1	0	1	0	3	0	5	2	0	1.5	0	0	
2	Zier, Anabel	4	5	1	13	.308	0	0	0	0	0	2	0	0	0	0	6	0	0	
3	Powell, Cera	4	8	5	32	.094	0	0	0	1	0	2	0	1	0	0	9	0	0	
4	Mosley, Logan	4	0	0	0	.000	1	0	1	0	0	0	0	16	0	2	1	0	0	
TM TEAM		4	0	0	0	.000	0	0	0	0	0	0	0	0	0	0	0	0	0	
11	Lynch, Sarah Jane	2	0	0	1	.000	15	2	0	0	0	1	0	4	0	0	0.5	0	0	
16	Williams, Jennifer	2	0	1	2	-.500	0	0	0	0	0	0	0	0	0	0	0	0	0	
Totals		44	40	22	138	.130	40	3	5	6	0	12	0	59	2	6	51.0			

Set	K	E	TA	%
1	8	6	29	0.069
2	14	2	45	0.267
3	10	6	27	0.148
4	8	8	37	0.0
40	22	138	.130	

Duke (9-13,3-7 ACC)

#	Player	Attack				Set			Serve			Block			Defense			Rec	PTS
		SP	K	E	TA	PCT	A	E	TA	SA	SE	BS	BA	BE	DIG	BHE	RE		
13	Nelson, Sarah	4	1	0	1	1.000	28	1	0	1	0	0	0	8	1	0	1	0	0
17	Amos, Samantha	4	4	0	11	.364	1	0	0	0	0	3	0	1	0	0	5.5	0	0
11	Schwartz, Payton	4	12	2	26	.385	0	0	1	2	0	0	0	14	0	2	13	0	0
8	Owokoniran, Ade	4	10	6	36	.111	0	0	0	0	0	4	0	1	0	0	12	0	0
4	Cooper, Lily	4	8	3	18	.278	0	0	0	0	0	4	0	1	0	0	10	0	0
5	Cole, Mackenzie	4	0	0	1	.000	4	0	1	1	0	0	0	17	0	1	1	0	0
1	Nazor, Camille	4	1	0	1	1.000	21	1	0	0	0	0	0	5	3	0	1	0	0
7	Johnson, Gracie	4	14	3	35	.314	0	0	2	1	0	2	0	16	0	2	17	0	0
16	Fleming, Lizzie	4	9	0	15	.600	0	0	2	1	0	5	0	3	1	0	13.5	0	0
TM TEAM		4	0	0	0	.000	0	0	0	0	0	0	0	0	0	0	0	0	0
Totals		40	59	14	144	.313	54	2	6	6	0	18	0	66	5	7	40.0		

Set	K	E	TA	%	1	2	3	4	Total
1	14	1	29	0.448					14
2	19	7	45	0.267		1	6	5	2
3	11	4	29	0.241		1	6	5	2
4	15	2	41	0.317					14
59	14	144	.313						

Tie scores: 1 6 5 2 14
 Lead changes: 1 6 5 2 14

Site: Winston-Salem, NC
 Date: 10/27/2019 Attendance: 518 Time: 1:00 PM
 Officials: 1st Referee: Aisha Boyd, 2nd Referee: Randall McLamb, Line Judge: Brian Boyd, Line Judge: Rob Boggs

Set Scores	1	2	3	4	5
Virginia Tech (3)	25	25	17	23	15
Wake Forest (2)	20	15	25	25	11

Virginia Tech (9-14, 2-8 ACC)

#	Player	Attack				Set			Serve			Block			Defense			Rec	PTS
		SP	K	E	TA	PCT	A	E	TA	SA	SE	BS	BA	BE	DIG	BHE	RE		
1	Katy Smith	5	13	8	53	.094	3	0	1	2	0	3	1	12	0	0	15.5	0	
2	Anabel Zier	5	6	2	18	.222	0	0	0	0	0	3	2	1	0	0	7.5	0	
3	Cera Powell	5	9	5	36	.111	2	0	1	1	1	3	1	4	0	0	12.5	0	
10	Kylie Thomas	5	1	0	1	.000	0	0	1	2	0	0	0	7	0	0	5	2.0	
22	Kai Young	5	7	1	16	.375	0	0	0	0	0	5	0	1	0	0	9.5	0	
23	Talyn Jackson	5	6	0	8	.750	40	1	0	0	2	1	9	7	0	8.0	0		
4	Logan Mosley	5	0	0	1	.000	4	0	3	0	0	0	0	27	0	1	3.0	0	
19	Marisa Cerchio	5	14	5	37	.243	0	0	0	0	0	1	4	0	0	0	17.0	0	
20	Abby McKinzie	5	0	0	0	.000	1	0	2	1	0	0	0	9	0	2	2.0	0	
16	Jennifer Williams	1	1	1	2	.000	0	0	0	0	0	0	0	0	0	0	1.0	0	
TM TEAM		1	0	0	0	.000	0	0	0	0	0	0	0	0	0	0	0.0	0	
Totals		47	57	22	172	.203	50	0	9	6	2	20	5	74	7	8	78.0		

Set	K	E	TA	%
1	15	5	41	.244
2	12	3	23	.391
3	7	4	29	.103
4	14	6	55	.145
5	9	4	24	.208
57	22	172	.203	

Wake Forest (11-10, 1-9 ACC)

#	Player	Attack				Set			Serve			Block			Defense			Rec	PTS
		SP	K	E	TA	PCT	A	E	TA	SA	SE	BS	BA	BE	DIG	BHE	RE		
1	Payton Sues	5	15	7	46	.174	1	0	3	1	0	0	0	9	0	1	18.0	0	
5	Parker Kwiatkowski	5	3	1	13	.154	42	1	0	1	0	5	0	14	4	0	5.5	0	
14	Caitlyn Della	5	10	4	25	.240	0	0	0	0	0	4	0	1	0	0	12.0	0	
16	Paige Sebesta	5	1	0	2	.500	3	0	2	1	0	0	0	11	0	2	3.0	0	
2	Caitlin Clarke	5	1	0	2	.500	2	0	1	0	0	0	0	26	0	2	1.0	0	
12	Payton Washington	5	0	0	0	.000	1	0	0	0	0	0	0	3	0	1	0.0	0	
15	Olivia Saunders	5	2	3	10	.100	1	0	1	1	3	1	0	0	0	0	5.5	0	
13	Jaclyn Childress	4	2	4	7	.286	0	0	0	0	0	0	0	1	0	0	2.0	0	
11	Michelle Polachowski	3	7	1	13	.462	0	0	1	0	2	0	2	0	0	0	8.0	0	
18	Caroline Rassenfoss	3	7	2	28	.179	1	0	0	0	0	0	0	4	0	2	7.0	0	
10	Caroline Kuhn	2	2	2	9	.000	0	0	1	2	0	0	0	0	0	0	3.0	0	
3	Alysa Nielson	2	0	0	0	.000	0	0	0	0	0	0	0	3	0	1	0.0	0	
20	Abby Krueger	2	2	1	9	.111	0	0	0	0	0	1	0	0	0	0	2.5	0	
8	Zoe Gonzales	1	1	0	1	1.000	0	0	1	0	0	1	0	0	0	0	2.5	0	
17	Hayley Kortekaas	1	0	0	0	.000	0	0	0	0	0	0	0	0	0	1	0.0	0	
TM TEAM		1	0	0	0	.000	0	0	0	0	0	0	0	0	0	0	0.0	0	
Totals		54	53	25	165	.170	51	1	8	8	1	16	1	74	5	9	70.0		

Set	K	E	TA	%	1	2	3	4	5	Total
1	8	5	38	.079						8
2	11	10	29	.034		8	3	5	10	0
3	14	4	29	.345		6	0	1	4	0
										11

Tie scores: 8 3 5 10 0 26
 Lead changes: 6 0 1 4 0 11

Site: VA, Blacksburg, 24061
 Date: 11/3/2019 Attendance: 522 Time: 6:00 pm
 Officials: Florida St. (3) Virginia Tech (0)

Set Scores	1	2	3
Florida St. (3)	25	25	25
Virginia Tech (0)	20	18	

COMBINED SEASON STATS

##	Player	SP	Attack					Set		Serve			RE	Dig		Blocking					PTS	
			K	K/S	E	TA	PCT	A	A/S	SA	SE	SA/S		DIG	DIG/S	BS	BA	TOT/S	BLK/S	BE		BHE
1	Smith, Kaity	72	175	2.43	90	561	.152	15	0.21	7	24	0.10	27	176	2.44	2	12	14	0.19	1	1	190.0
2	Zier, Anabel	99	138	1.39	57	386	.210	2	0.02	7	29	0.07	0	25	0.25	15	58	73	0.74	9	1	189.0
3	Powell, Cera	98	230	2.35	112	810	.146	7	0.07	5	11	0.05	2	56	0.57	5	28	33	0.34	2	1	254.0
4	Mosley, Logan	98	4	0.04	2	19	.105	74	0.76	22	8	0.22	27	437	4.46	0	0	0	0.00	0	1	26.0
5	Raffety, Carol	30	1	0.03	0	2	.500	7	0.23	4	9	0.13	4	31	1.03	0	0	0	0.00	0	0	5.0
6	Robinson, Angel	20	24	1.20	12	74	.162	2	0.10	0	0	0.00	0	0	0.00	3	6	9	0.45	0	0	30.0
7	Wyner, Tessa	51	140	2.75	62	406	.192	1	0.02	6	13	0.12	11	80	1.57	0	16	16	0.31	8	0	154.0
10	Thomas, Kylie	94	2	0.02	0	8	.250	15	0.16	12	18	0.13	27	215	2.29	0	0	0	0.00	0	0	14.0
11	Lynch, Sarah Jane	23	2	0.09	0	9	.222	61	2.65	5	2	0.22	0	16	0.70	0	4	4	0.17	0	2	9.0
14	Talamazzi, Ester	32	23	0.72	24	91	-.011	10	0.31	6	14	0.19	1	63	1.97	0	2	2	0.06	0	0	30.0
16	Williams, Jennifer	12	3	0.25	2	9	.111	0	0.00	0	0	0.00	0	0	0.00	0	0	0	0.00	0	0	3.0
17	Tam, Rachel	25	0	0.00	0	0	.000	1	0.04	0	7	0.00	1	8	0.32	0	0	0	0.00	0	0	0.0
19	Cerchio, Marisa	97	267	2.75	115	695	.219	3	0.03	1	0	0.01	0	26	0.27	3	45	48	0.49	6	0	293.5
20	McKinzie, Abby	69	0	0.00	0	3	.000	8	0.12	9	13	0.13	8	92	1.33	0	0	0	0.00	0	0	9.0
22	Young, Kai	77	75	0.97	48	237	.114	0	0.00	0	0	0.00	0	13	0.17	2	54	56	0.73	13	0	104.0
23	Jackson, Talyn	96	67	0.70	21	188	.245	874	9.10	14	15	0.15	0	203	2.11	2	24	26	0.27	5	23	95.0
VIRGINIA TECH		99	1151	11.63	545	3498	.173	1080	10.91	98	163	0.99	127	1441	14.56	32	249	156.5	1.58	44	29	1,240.5
Opponents		99	1341	13.55	533	3528	.229	1250	12.63	128	211	1.29	98	1539	15.55	34	309	188.5	1.90	30	43	1,492.5

Team statistics

ATTACK		
Kills	1151	1341
Errors	545	533
Total Attacks	3498	3528
Attack Pct	.173	.229
Kills/Set	11.6	13.5
SET		
Assists	1080	1250
Attempts	3525	3605
Assist Pct	.306	.347
Assists/Set	10.9	12.6
SERVE		
Aces	98	128
Errors	163	211
Attempts	2086	2225
Serve Pct	.922	.905
Aces/Set	1	1.3
SERVE RECEPTIONS		
Errors	127	98
Errors/Set	1.3	1
Attempts	2013	1923
Reception Pct	.937	.999
DEFENSE		
Digs	1441	1539
Digs/Set	14.6	15.5
BLOCKING		
Block solo	32	34
Block Assist	249	309
Total Blocks	156.5	188.5
Blocks/Set	1.6	1.9
Block Errors	44	30
Ball handling errors	29	43
ATTENDANCE		
Total	5372	7448
Dates/Avg Per Date	9/597	10/745
Neutral Site #/Avg	6/40	-
Current win streak	0	-
Home win streak	0	-

Team Results

08/30/2019	vs USC Upstate	W	3-1	25-11,25-27,25-22,25-12	0
08/30/2019	at Miami (OH)	L	1-3	21-25,20-25,25-18,17-25	564
08/31/2019	vs Northwestern	L	0-3	21-25,12-25,21-25	101
09/06/2019	vs Elon	W	3-1	25-19,25-18,21-25,25-19	79
09/07/2019	vs Davidson	W	3-1	21-25,25-23,25-21,25-16	62
09/07/2019	at Liberty	L	1-3	25-23,22-25,15-25,22-25	619
09/10/2019	at VCU	L	1-3	25-21,19-25,19-25,19-25	498
09/13/2019	vs UC Irvine	W	3-2	25-19,25-14,22-25,22-25,15-8	0
09/13/2019	vs Loyola Chicago	W	3-1	21-25,25-20,25-23,25-22	0
09/14/2019	at Air Force	W	3-1	25-15,25-19,23-25,25-21	274
09/20/2019	Chattanooga	W	3-2	25-22,19-25,25-23,23-25,15-7	147
09/20/2019	Arkansas St.	L	1-3	25-27,25-19,22-25,22-25	758
09/21/2019	Charlotte	L	0-3	13-25,25-27,14-25	629
* 09/27/2019	at Virginia	L	1-3	26-28,25-23,13-25,20-25	1089
* 09/29/2019	at Pittsburgh	L	0-3	14-25,22-25,18-25	935
* 10/04/2019	at NC State	L	2-3	19-25,30-28,12-25,25-20,5-15	1377
* 10/06/2019	at North Carolina	L	1-3	20-25,25-22,22-25,21-25	682
* 10/11/2019	Clemson	L	1-3	25-18,21-25,18-25,10-25	748
* 10/13/2019	Georgia Tech	L	0-3	15-25,15-25,16-25	713
* 10/18/2019	Notre Dame	L	1-3	25-19,11-25,22-25,25-27	921
* 10/20/2019	Louisville	W	3-1	19-25,25-22,25-21,25-17	547
* 10/25/2019	at Duke	L	1-3	12-25,25-23,18-25,17-25	892
* 10/27/2019	at Wake Forest	W	3-2	25-20,25-15,17-25,23-25,15-11	518
* 11/01/2019	Florida St.	L	0-3	20-25,18-25,17-25	522
* 11/03/2019	Miami (FL)	L	1-3	25-23,15-25,15-25,23-25	387



CONFERENCE SEASON STATS

##	Player	Attack						Set			Serve				Dig		Blocking			
		SP	K	K/S	E	TA	PCT	A	A/S	PTS/S	SA	SA/S	SE	RE	DIG	DIG/S	BS	BA	TOTAL	B/S
19	Cerchio, Marisa	47	123	2.62	60	325	.194	1	0.02	2.87	1	0.02	0	0	12	0.26	3	16	19	0.40
3	Powell, Cera	46	104	2.26	57	409	.115	6	0.13	2.47	2	0.04	9	0	33	0.72	3	9	12	0.26
1	Smith, Kaity	46	136	2.96	64	422	.171	11	0.24	3.21	5	0.11	20	16	136	2.96	2	9	11	0.24
7	Wyner, Tessa	9	18	2.00	12	61	.098	0	0.00	2.22	0	0.00	2	3	15	1.67	0	4	4	0.44
2	Zier, Anabel	47	60	1.28	28	192	.167	1	0.02	1.67	2	0.04	9	0	10	0.21	5	23	28	0.60
22	Young, Kai	32	30	0.94	25	103	.049	0	0.00	1.22	0	0.00	0	0	7	0.22	1	16	17	0.53
23	Jackson, Talyn	46	32	0.70	11	98	.214	399	8.67	0.91	5	0.11	4	0	81	1.76	0	10	10	0.22
6	Robinson, Angel	12	12	1.00	5	38	.184	1	0.08	1.21	0	0.00	0	0	0	0.00	2	1	3	0.25
14	Talamazzi, Ester	8	5	0.63	8	22	-.136	3	0.38	0.69	0	0.00	2	0	8	1.00	0	1	1	0.13
4	Mosley, Logan	46	1	0.02	1	9	.000	31	0.67	0.24	10	0.22	3	14	194	4.22	0	0	0	0.00
16	Williams, Jennifer	12	3	0.25	2	9	.111	0	0.00	0.25	0	0.00	0	0	0	0.00	0	0	0	0.00
10	Thomas, Kylie	47	2	0.04	0	5	.400	8	0.17	0.17	6	0.13	9	15	111	2.36	0	0	0	0.00
11	Lynch, Sarah Jane	17	0	0.00	0	1	.000	29	1.71	0.32	4	0.24	1	0	8	0.47	0	3	3	0.18
20	McKinzie, Abby	37	0	0.00	0	2	.000	7	0.19	0.14	5	0.14	8	5	56	1.51	0	0	0	0.00
17	Tam, Rachel	4	0	0.00	0	0	.000	0	0.00	0.00	0	0.00	1	1	2	0.50	0	0	0	0.00
Total		47	526	11.19	273	1696	.149	497	10.57	13.36	40	0.85	68	65	673	14.32	16	92	62.0	1.32
Opponents		47	667	14.19	232	1678	.259	619	13.17	17.65	65	1.38	83	40	768	16.34	19	157	97.5	2.07

	Date	Opponent		Score	Score-by-set	Att.
*	09/27/2019	at Virginia	L	1-3	26-28,25-23,13-25,20-25	1089
*	09/29/2019	at Pittsburgh	L	0-3	14-25,22-25,18-25	935
*	10/04/2019	at NC State	L	2-3	19-25,30-28,12-25,25-20,5-15	1377
*	10/06/2019	at North Carolina	L	1-3	20-25,25-22,22-25,21-25	682
*	10/11/2019	Clemson	L	1-3	25-18,21-25,18-25,10-25	748
*	10/13/2019	Georgia Tech	L	0-3	15-25,15-25,16-25	713
*	10/18/2019	Notre Dame	L	1-3	25-19,11-25,22-25,25-27	921
*	10/20/2019	Louisville	W	3-1	19-25,25-22,25-21,25-17	547
*	10/25/2019	at Duke	L	1-3	12-25,25-23,18-25,17-25	892
*	10/27/2019	at Wake Forest	W	3-2	25-20,25-15,17-25,23-25,15-11	518
*	11/01/2019	Florida St.	L	0-3	20-25,18-25,17-25	522
*	11/03/2019	Miami (FL)	L	1-3	25-23,15-25,15-25,23-25	387





1
Kaity SMITH
OH | 6-1 | So.
Florence, Ky.



2
Anabel ZIER
MB/RS | 6-2 | Fr.
Blacksburg, Va.
(ZEER)



3
Cera POWELL
OH | 6-0 | Fr.
Pittsboro, N.C.
(SEER-uh)



4
Logan MOSLEY
L/DS | 5-6 | Fr.
Apex, N.C.



5
Carol RAFFETY
L/DS | 5-11 | Sr.
Novato, Calif.



6
Angel ROBINSON
MB | 6-0 | So.
Norman, Okla.



7
Tessa WYNER
OH | 5-11 | So.
Charleston, W.Va.



10
Kylie THOMAS
L/DS | 5-7 | Jr.
Sterling, Va.



11
Sarah Jane LYNCH
S | 6-2 | So.
Roswell, Ga.



14
Ester TALAMAZZI
OH | 6-0 | Sr.
Campo Ligure, Genoa, Italy
(Tal-uh-MAHT-zee)



16
Jennifer WILLIAMS
OH | 6-1 | r-Fr.
Staunton, Va.



17
Rachel TAM
L/DS | 5-4 | Fr.
Basking Ridge, N.J.



19
Marisa CERCHIO
MB/RS | 6-3 | Jr.
Cincinnati, Ohio
(SIR-ko)



20
Abby MCKINZIE
L/DS | 5-9 | Sr.
East Leroy, Mich.



22
Kai YOUNG
MB | 5-11 | Jr.
Charlotte, N.C.



23
Talyn JACKSON
S | 5-11 | So.
Gardnerville, Nev.
(TAL-Lynn)



Jill WILSON
Head Coach
LSU, 2001



John WASIELEWSKI
Associate Head Coach
Penn State, 1990
(Was-uh-LEW-ski)




Thomas AMBERG
Assistant Coach
UCLA, 2012



Leah JOSEPH
Director of Operations
Georgia Southern, 2016



Lauren REICHARD
Volunteer Assistant Coach
Georgia Southern, 2019
(REE-kerd)



Kayla RESCO
Head Manager

