



HOKIES®

2019 Virginia Tech Volleyball Match Notes

#Next

Nov. 27 & Nov. 29 | Match 30 & 31
Blacksburg, Va.

INFORMATION

Virginia Tech Hokies



Record.....10-19, 3-13 ACC
Starters R/L.....4+Libero/2
Head Coach.....Jill Wilson
Record (Years).....34-56 (3rd)

Virginia Cavaliers



Record.....12-18, 4-13 ACC
Starters R/L.....6+Libero/0
Head Coach.....Aaron Smith
Record (Years).....27-56 (3rd)

North Carolina Tar Heels



Record.....15-11, 12-4 ACC
Starters R/L.....4+Libero/2
Head Coach.....Joe Sagula
Record (Years).....614-353 (30)

NUMBERS TO KNOW

11

• The Hokies recorded their ACC-high 11 aces in the victory over Clemson on Nov. 15. Freshman Logan Mosley had three of those 11.

7

• Redshirt freshman Jennifer Williams recorded a team-high seven kills against Wake Forest. Williams now has 22 kills over three matches.

STARTERS

#	Name	K	Pct.	A	D	B
1	Kaity Smith (OH)	220	.140	18	207	19
2	Anabel Zier (MB)	158	.187	2	27	78
3	Cera Powell (OH)	251	.142	7	66	40
19	Marisa Cerchio (MB)	293	.213	5	32	59
10	Kylie Thomas (DS)	2	.182	18	253	0
23	Talyn Jackson (S)	71	.232	963	224	29
4	Logan Mosley (L)	4	.091	83	478	0

AT THE NET

• Virginia Tech volleyball will play host to Virginia on senior day at 4:30 p.m. ET and North Carolina in their regular season finale at 3 p.m. on Friday.

• The Hokies will face Virginia in the Commonwealth Clash on Wednesday. Tech, if its wins, can tie the Clash at 2.5-2.5 points each.

• The Hokies last home win was a thrilling upset against then-No. 23 Louisville in four sets. It was Tech's first win over a ranked opponent since 2015.



WHO TO WATCH

• Libero Logan Mosley sits at first in the ACC in digs per set with 4.25 per frame.
• The freshman is just four digs shy of the all-time freshman dig record with 478 so far.



LAST TIME OUT

• The Hokies fell to Wake Forest 3-0 in Cassell Coliseum. Redshirt freshman Jennifer Williams recorded a team-high seven kills while Kaity Smith tallied her 10th double-digit dig performance of the season in the loss. The Demon Deacons Caroline Kuhn posted 12 kills in the victory.

AUGUST

23	vs. JAMES MADISON#	L, 3-1
30	(1) vs. USC UPSTATE	W, 3-1
30	(1) AT MIAMI (OHIO) (MIAMIREDHAWKS.COM)	L, 3-1
31	(1) vs. NORTHWESTERN	L, 3-0

SEPTEMBER

6	(2) vs. ELON	W, 3-1
7	(2) vs. DAVIDSON	W, 3-1
7	(2) AT LIBERTY (ESPN+)	L, 3-1
10	AT VCU (ESPN+)	L, 3-1
13	(3) vs. UC IRVINE (MOUNTAIN WEST NETWORK)	W, 3-2
13	(3) vs. LOYOLA CHICAGO (MOUNTAIN WEST NETWORK)	W, 3-1
14	(3) AT AIR FORCE (MOUNTAIN WEST NETWORK)	W, 3-1
20	(4) CHATTANOOGA (ACC NETWORK EXTRA)	W, 3-2
20	(4) ARKANSAS STATE (ACC NETWORK EXTRA)	L, 3-1
21	(4) CHARLOTTE (ACC NETWORK EXTRA)	L, 3-0
27	AT VIRGINIA* (ACC NETWORK EXTRA)	L, 3-1
29	AT No. 4/3 PITT* (ACC NETWORK)	L, 3-0

OCTOBER

4	AT NC STATE* (ACC NETWORK EXTRA)	L, 3-2
6	AT NORTH CAROLINA* (ACC NETWORK EXTRA)	L, 3-1
11	CLEMSON* (ACC NETWORK EXTRA)	L, 3-1
13	GEORGIA TECH* (ACC NETWORK EXTRA)	L, 3-0
18	[RV]/[RV] NOTRE DAME* (ACC NETWORK EXTRA)	L, 3-1
20	No. 23/[RV] LOUISVILLE* (ACC NETWORK EXTRA)	W, 3-1
25	AT DUKE* (ACC NETWORK EXTRA)	L, 3-1
27	AT WAKE FOREST*	W, 3-2

NOVEMBER

1	[RV] FLORIDA STATE* (ACC NETWORK EXTRA)	L, 3-0
3	MIAMI (FLA.)* (ACC NETWORK EXTRA)	L, 3-1
8	AT BOSTON COLLEGE* (ACC NETWORK EXTRA)	L, 3-0
10	AT SYRACUSE* (ACC NETWORK EXTRA)	L, 3-0
15	AT CLEMSON* (ACC NETWORK EXTRA)	W, 3-2
24	WAKE FOREST* (ACC NETWORK EXTRA)	L, 3-0
27	VIRGINIA* (ACC NETWORK EXTRA)	4:30 P.M.
29	NORTH CAROLINA* (ACC NETWORK EXTRA)	3 P.M.

EXHIBITION | * ACC MATCH | AT THE TIME RANKING/CURRENT RANKING

- 1 - MIAMI BEST WESTERN SYCAMORE INN INVITATIONAL
- 2 - LIBERTY INVITATIONAL
- 3 - AMY SVOBODA MEMORIAL CLASSIC
- 4 - HOKIE INVITATIONAL

VIRGINIA TECH CONTACT

Matt Johnson
Student Assistant, Strategic Communications
Phone: 336-692-2690
Email: mattj3@vt.edu

Social



@HokiesVB



@HokiesVB



/HokieSports



@VT_VBall

AVCA Top 25 Poll - Week 12

Nov. 4 | *Opponents in italics*

Team (1st place)	Points	Record	Last
1 Baylor	1556	23-1	3
2 Pittsburgh	1507	28-1	2
3 Stanford	1463	22-4	4
4 Texas	1431	20-3	1
5 Wisconsin	1368	21-5	5
6 Nebraska	1263	23-4	6
7 Penn State	1205	23-4	8
8 Minnesota	1185	21-5	7
9 Washington	1017	23-5	10
10 Creighton	948	24-4	12
11 Colorado State	925	28-1	11
12 Marquette	852	26-4	9
13 BYU	800	24-4	13
14 Kentucky	783	21-6	14
15 Florida	766	23-4	15
16 Purdue	635	20-7	17
17 Utah	615	20-9	16
18 Hawaii	505	24-3	18
19 Western Kentucky	485	31-1	19
20 San Diego	411	23-5	20
21 Rice	296	26-3	21
22 Michigan	206	19-9	23
23 UCLA	115	16-11	27
24 Illinois	101	15-12	25
25 Washington State	84	22-8	22

Receiving Votes: Stephen F Austin 70; Texas A&M 67; California 66; Missouri 35; Southern California 27; Oklahoma 6; UCF 4; Georgia Tech

NCAA RPI

Nov. 18 | *Opponents in italics*

#	Team	Conference	Record
1	Baylor	Big 12	23-1
2	Wisconsin	Big Ten	21-5
3	Texas	Big 12	20-3
4	Stanford	Pac-12	22-4
5	Pittsburgh	ACC	28-1
6	Nebraska	Big Ten	23-4
7	Kentucky	SEC	21-6
8	Washington	Pac-12	23-5
9	Florida	SEC	23-4
10	Minnesota	Big-Ten	21-5
11	Hawaii	Big West	24-3
12	Marquette	Big East	26-4
13	Texas A&M	SEC	20-6
14	Rice	C-USA	26-3
15	Western Ky.	C-USA	31-1
16	Utah	Pac-12	20-9
17	Creighton	24-4	24-4
18	Penn St.	23-4	23-4
19	Missouri	19-7	19-7
20	BYU	24-4	24-4
21	Cincinnati	25-6	25-6
22	UCF	24-7	24-7
23	Purdue	20-7	20-7
24	Louisville	19-8	19-8
25	Colorado St.	28-1	28-1
26	San Diego	23-5	23-5
27	Southern California	16-12	16-12
28	UCLA	16-11	16-11
29	SFA	31-1	31-1
30	Oklahoma	18-8	18-8

QUICK FACTS

University NameVirginia Tech
 LocationBlacksburg, Va.
 Founded1872
 Enrollment34,440
 President..... Dr. Timothy Sands
 Director of Athletics..... Whit Babcock
 NicknameHokies
 MascotHokie Bird
 Colors..... Chicago Maroon and Burnt Orange
 Conference.....Atlantic Coast

2019 Key Information

RETURNING STARTERS (4 + Libero)

Marisa Cerchio	MB/RS
Carol Raffety	L/DS
Kaity Smith	OH
Ester Talamazzi	OH
Kai Young	MB

2018 INFORMATION, 2019 PREVIEW

Overall Record 14-16
 ACC Record5-13 (T11th)
 Starters Returning/Lost..... 4 + Libero/2
 Letterwinners Returning/Lost..... 12/3
 Newcomers.....4
 Home Court..... Cassell Coliseum
 Capacity 9,275

OTHERS RETURNING (7)

Talyn Jackson	S	Had 127 assists, 31 digs, 16 blocks in 38 sets
Sarah Jane Lynch	S	Totaled 21 digs, six aces in 65 sets
Abby McKinzie	L/DS	Recorded 51 digs, five aces in 57 sets
Angel Robinson	MB	Posted 46 kills, 25 blocks in 46 sets
Kylie Thomas	L/DS	Tallied 127 digs, 18 aces in 88 sets
Jennifer Williams	OH	Redshirted
Tessa Wyner	OH	Registered nine kills, 14 digs in 23 sets

NEWCOMERS (4)

Logan Mosley	L/DS	2017 NCISAA Player of the Year, NCISAA first-team all-state
Cera Powell	OH	Big 8 Player of the Year, All-Metro team
Rachel Tam	L/DS	2017 Courier News N.J. Player of the Year, first-team all-state
Anabel Zier	MB	VHSA all-state, District and Region Player of the Year

STARTERS LOST (2)

Rhegan Mitchell	S	Racked up 1,122 assists (9.93 a/s), 243 digs, 66 kills
Jaila Tolbert	RS	Tallied a team-high 318 kills (.318 clip), 2nd team All-ACC

No.	Name	Pos.	Ht.	Cl.	Hometown	High School (Previous School)
1	Kaity Smith	OH	6'1"	So.	Florence, Ky.	Randall Cooper
2	Anabel Zier	MB/RS	6'2"	Fr.	Blacksburg, Va.	Blacksburg
3	Cera Powell	OH	6'0"	Fr.	Pittsboro, N.C.	Northwood
4	Logan Mosley	L/DS	5'6"	Fr.	Apex, N.C.	Cary Christian
5	Carol Raffety	L/DS	5'11"	Jr.	Novato, Calif.	Marin Catholic
6	Angel Robinson	MB	6'0"	Fr.	Norman, Okla.	Norman North
7	Tessa Wyner	OH	5'11"	Fr.	Charleston, W.Va.	George Washington
10	Kylie Thomas	L/DS	5'7"	So.	Sterling, Va.	Potomac Falls
11	Sarah Jane Lynch	S	6'2"	Fr.	Roswell, Ga.	Mount Pisgah Christian
14	Ester Talamazzi	OH	6'0"	So.	Campo Ligure, Genoa, Italy	Liceo Scientifico A. Antonelli
16	Jennifer Williams	OH	6'1"	Fr.	Staunton, Va.	Robert E. Lee
17	Rachel Tam	L/DS	5'4"	Fr.	Basking Ridge, N.J.	Ridge
19	Marisa Cerchio	MB/OH	6'3"	So.	Cincinnati, Ohio	Turpin
20	Abby McKinzie	L/DS	5'9"	Jr.	East Leroy, Mich.	St. Philip Catholic Central
22	Kai Young	MB	5'11"	So.	Charlotte, N.C.	Charlotte Christian
23	Talyn Jackson	S	5'11"	Fr.	Gardnerville, Nev.	Douglas

Head Coach: Jill Wilson (LSU, 2001), Third Season

Associate Head Coach: John Wasielewski (Penn State, 1990), Third season

Assistant Coach: Thomas Amberg (UCLA, 2012), Third season

Volunteer Assistant Coach: Lauren Reichard (Georgia Southern, 2019), First season

Director of Operations: Leah Joseph (Georgia Southern, 2016), Third season

Pronunciations

Marisa Cerchio: SER-ko	Ester Talamazzi: Tal-uh-MAHT-zee	Anabel Zier: Zeer
Cera Powell: SEER-uh	John Wasielewski: Was-uh-LEW-ski	
Lauren Reichard: REE-kerd	Tessa Wyner: WHY-ner	



ACC Standings

#	Team	Overall	ACC	Pct.
1.	Pitt	28-1	17-0	9.66
2.	Georgia Tech	20-8	13-4	.714
3.	North Carolina	15-11	12-4	.577
4.	Louisville	19-8	12-5	.704
5.	Florida State	18-9	11-6	.667
	Notre Dame	18-9	11-6	.667
7.	Boston College	19-11	10-7	.633
8.	Syracuse	11-13	8-9	.458
9.	Miami	10-14	8-10	.417
10.	NC State	11-18	6-11	.379
11.	Duke	12-18	5-12	.400
	Clemson	11-17	5-12	.393
13.	Virginia	12-18	4-13	.400
14.	Virginia Tech	10-19	3-13	.345
15.	Wake Forest	13-15	3-14	.464

Preseason ACC Coaches' Poll

#	Team (First-place votes)	Points
1.	Pitt (13)	195
2.	Florida State (2)	174
3.	Louisville	167
4.	Notre Dame	164
5.	North Carolina	120
6.	Syracuse	118
7.	Duke	113
8.	Clemson	105
9.	NC State	101
10.	Miami (Fla.)	90
11.	Georgia Tech	86
12.	Boston College	52
13.	Virginia Tech	39
14.	Virginia	33
15.	Wake Forest	18

ACC Preseason All-Conference

Brooke Bailey, OH, R-Jr., Clemson
 Kaylin Korte, OH, R-Jr., Clemson
 Payton Schwantz, OH, Jr., Duke
 Payton Caffrey, OH, Sr., Florida State
 Taryn Knuth, MB, Jr., Florida State
 Mikaila Dowd, OH, So., Georgia Tech
 Melanie McHenry, OH, Sr., Louisville
 Elizaveta Lukianova, OH, R-Jr., Miami
 Melissa Evans, OPP, Jr., NC State
 Sydney Bent, RS, So., Notre Dame
 Charley Niego, OH, So., Notre Dame
 Zoe Nunez, S, So., Notre Dame
 Kayla Lund, OH, Jr., Pitt
 Nika Markovic, RS, Sr., Pitt
 Layne Van Buskirk, MB, Sr., Pitt
 Stephanie Williams, OH, R-Sr., Pitt
 Polina Shemanova, OH, So., Syracuse
 Sarah Billiard, OH/RS, Jr., Virginia

GREENSBORO, N.C. – Pitt has been picked to win its third straight Atlantic Coast Conference volleyball title in a vote of the league's 15 head coaches.

The two-time reigning ACC Champion Panthers received 13 first-place votes and 195 points, as coaches were not allowed to vote for their own team.

Fifteen of the 18 honorees on the 2019 Pre-season All-ACC Volleyball Team earned 2018 All-ACC nods, with eight earning first team designations and two earning annual awards.

ACC-High

• The Hokies recorded their ACC-high 11 aces in the victory over Clemson on Nov. 15. Freshman Logan Mosley finished with three of those 11.

GETTING OFFENSIVE

• The best two attacking setters belong to the Orange and the Hokies, as Tech's Talyn Jackson is second in the league in kills among setters.
 • This past Sunday, Jackson put down six kills at Wake Forest, marking her fourth five-plus kills outing.

Name	Kills	Sets	Kills Per Set
1. Elena Karakasi (Cuse)	31	38	0.82
2. Talyn Jackson (VT)	28	40	0.70

SOME HISTORY ON OCT. 20

• With the win over then-No. 23 Louisville, it snapped Tech's longest losing streak since 2016 (eight matches), which was under then-coach Chris Riley.
 • It gave the Hokies their first ACC league win, which took the longest to get in school history (previous worst took five matches in 2010 after a 1-4 start).
 • Marked Tech's first win over over Louisville since 1992, which ended an 11-match losing streak to the Cards.
 • Was Tech's first top-20 RPI win in the Jill Wilson era, her first win over a ranked opponent and the Hokies' first since 2015 (No. 19 Michigan State).

UNO TRIPLES

• Kaity Smith, whose jersey number is No. 1, hence uno, got three double-doubles in a row for the first time in her storied career.
 • During that stretch against NC State, North Carolina and Clemson between Oct. 4-11, Smith became just the second player in the Jill Wilson era to accomplish the feat (Talyn Jackson).
 • Smith, who has worked her way back into the lineup after a slow start due to her recovery from offseason surgery, has 20 double-doubles in her storied career.
 • Smith accomplished this feat yet again with three straight double-doubles against Duke, Wake Forest and Florida State. The junior was two digs shy of making it four straight against Miami.

20-20

• Similar to how 20-20 vision is ideal, Virginia Tech had two players have 20 or more digs in the same match for the first time in the Jill Wilson era at NC State on Oct. 4.
 • The two players were Logan Mosley (26 digs) and Kylie Thomas (22) in the five-setter.
 • Mosley's 26 were her second-most ever and Thomas' 22 were her most and her first time cracking the 20-dig plateau.

MOSLEY ALMOST THERE

• Freshman, Logan Mosley sits at 473 total digs this season. Mosley is just 16 digs shy of the all-time freshmen record in a season.

DOUBLING DOWN

• Setter Talyn Jackson accomplished something that hasn't been done yet since Wilson's arrival to Tech, recording seven straight double-doubles.
 • The previous best in the Jill Wilson era was just two in a row, which Kaity Smith and Ester Talamazzi have done, as well as former setter Rhegan Mitchell, who graduated this past May.
 • During that stretch from Sept. 7-20, Jackson averaged 9.9 assists and 2.6 digs per set. (More info page 9)

RECORD BREAKER

• In just her fifth collegiate match, freshman Logan Mosley turned in an impressive outing against Davidson in Lynchburg, Virginia, racking up a school-record 39 digs.
 • The previous Tech record was 37 digs set by Jill Gerger and that mark stood for a decade.
 • Mosley became just the fifth player in school history to join the 30-dig club.

#	Name	Opponent	Digs
1.	Logan Mosley	Davidson ('19)	39
2.	Jill Gerger	Clemson ('09)	37
3.	Amanda Cloyd	UNC ('04)	35
4.	Amanda Cloyd	UNC ('06)	33
	Heather Berglund	WKU ('92)	32
6.	Amanda Cloyd	Wake Forest ('06)	32
7.	Morgan O'Neill	Georgia Tech ('12)	30

RANKED FOES

• The last time Tech beat a ranked team before Sunay was on Sept. 4, 2015, versus then-No. 19 Michigan State 3-1 in East Lansing.
 • Tech is 6-47 (.113) all-time versus ranked opponents and is 1-5 in the Jill Wilson era. Tech has never beaten a top-10 team.
 • Of those six wins, the highest came against then-No. 12 Illinois back in 2014.

ACC RANKS

• Libero Logan Mosley sure has come on in a big way so far during her freshman season, owning the No. 2 mark in the ACC for digs per set (4.43).
 • Setter Talyn Jackson ranks seventh in the league for assists per set with a 9.08 average.
 • One of the better defensive teams in the conference, Tech sits with the fifth-best digs per set mark in the league with a 14.50 average.

INFINITY & BEYOND

• Though senior Abby McKinzie doesn't look like the famous Buzz Lightyear from Disney's classic series of Toy Story, she certainly has attributes like Buzz, being a leader amongst the crowd.
 • The defensive specialist is a woman among girls if you will, with being on two major leadership councils.
 • One of the councils is being the president of Virginia Tech's SAAC (Student-Athlete Advisory Committee) and more impressively, McKinzie is the president of the ACC's SAAC program, voting on governance issues.
 • Not too shabby in the classroom either, the Michigan native is the lone Tech volleyball player

LAST TIME THE TEAM...

Won a match	at Clemson, 3-2, 11/15/19
Lost a match	vs. Wake Forest, 3-0, 11/24/19
Won at home	vs. No. 23 Louisville, 3-1, 10/20/19
Lost at home	vs. Wake Forest, 3-0, 11/24/19
Won on the road	at Clemson, 3-2, 11/15/19
Lost on the road	at Syracuse, 3-0, 11/10/19
Won in three sets	Boston College, 3-0, 11/04/18
Lost in three sets	vs. Wake Forest, 3-0, 11/24/19
Won in four sets	vs. No. 23 Louisville, 3-1, 10/20/19
Lost in four sets	at Miami, 3-1, 11/03/19
Won in five sets	at Clemson, 3-2, 11/15/19
Lost in five sets	at NC State, 3-2, 10/4/19
Beat an ACC team	at Clemson, 3-2, 11/15/19
Lost to an ACC team	vs. Wake Forest, 3-0, 11/24/19
Beat an ACC team at home	vs. No. 23 Louisville, 3-1, 10/20/19
Lost to an ACC team at home	vs. Wake Forest, 3-0, 11/24/19
Beat an ACC team on the road	at Clemson, 3-2, 11/15/19
Lost to an ACC team on the road	at Syracuse, 3-0, 11/10/19
Beat a nonconference team	vs. Chattanooga, 3-2, 9/20/19
Lost to a nonconference team	vs. Charlotte, 3-0, 9/21/19
Beat nonconference team at home	vs. Chattanooga, 3-2, 9/20/19
Lost to nonconference team at home	vs. Charlotte, 3-0, 9/21/19
Beat nonconference team on road	at Air Force, 3-1, 9/14/19
Lost to nonconference team on road	at VCU, 3-1, 9/10/19
Beat a ranked team	vs. No. 23 Louisville, 3-1, 10/20/19
Lost to a ranked team	at No. 4 Pitt, 3-0, 9/29/19
Beat an unranked team	at Wake Forest, 3-2, 10/27/19
Lost to an unranked team	at Syracuse, 3-0, 11/10/19

Started a season 9-0	2009
Was 10 matches over .500 in a season	2013 (11 matches over .500 at 12-1)
Had 70 or more kills in a match	Idaho State, 75, 8/25/17
Had 200 or more attacks in a match	Chattanooga, 204, 9/19/15
Hit .300 or better in a match	Boston College, .302, 11/4/18
Hit .400 or better in a match	vs. South Dakota State, .402, 8/25/17
Had 65 or more assists in a match	at Charlotte, 67, 8/25/18
Had 10 or more aces in a match	vs. USC Upstate, 13, 8/30/19
Had 75 or more digs in a match	at NC State, 83, 10/4/19
Had 85 or more digs in a match	Appalachian State, 85, 8/26/16
Had 10.0 or more blocks in a match	vs. Elon, 15, 9/6/19
Had 20.0 or more blocks in a match	Virginia, 20, 11/28/15

		
Hitting Percentage	.210	.164
Kills per set	12.4	11.5
Assists per set	11.7	10.8
Digs per set	13.1	14.4
Blocks per set	2.3	1.6
Aces per set	1.1	1.0

TEAM AVERAGES

- Virginia owns five out of the six categories. The Tigers are averaging more kills, assists, blocks and assists per set than the Hokies. Wake and Tech are almost even at aces per set with UVA averaging 1.1 and Tech averaging 1.0.
- Tech is leading in one lone category and that's digs per set at 14.4

LAST TIME AN INDIVIDUAL...

Had 20 or more kills in a match	vs. Loyola Chicago, 22, Tessa Wyner, 9/13/19
Had 30 or more kills in a match	vs. Wake Forest, 34, Kaity Smith, 11/24/19
Had 50 or more attacks in a match	at Boston College, 52, Kaity Smith, 11/16/18
Hit over .500 in a match	vs. Georgia Tech, .500, Marisa Cerchio, 10/13/19
Hit over .600 in a match	at Syracuse, .615, Angel Robinson, 11/18/18
Hit over .800 in a match	William & Mary, .812, Marisa Cerchio, 8/31/18
Had 45 or more assists in a match	UC Irvine, 54, Talyn Jackson, 9/13/19
Had 55 or more assists in a match	Clemson, 55, Rhegan Mitchell, 11/21/18
Had 70 or more assists in a match	Liberty, 86, Kelli O'Dell, 10/17/00
Had 4 or more aces in a match	USC Upstate, 4, Carol Raffety & Logan Mosley, 8/30/19
Had 8 or more aces in a match	William & Mary, 8, Ester Talamazzi, 8/31/18
Had 25 or more digs in a match	NC State, 27, Logan Mosley, 10/4/19
Had 30 or more digs in a match	Davidson, 39, Logan Mosley, 9/7/19
Had 10 or more blocks in a match	Clemson, 11, Marisa Cerchio, 11/21/18
Had 15 or more blocks in a match	West Virginia, 17, Cheryl Stinson, 10/5/01
Opponent had less than 30 kills in a match	North Carolina, 27, 9/28/18
Two players had 20 or more kills each in a match	Jaila Tolbert (22) & Kaity Smith (21) at Boston College, 11/16/18

What's a Hokie?



The answer leads all the way back to 1896 when Virginia Agricultural and Mechanical College changed its name to Virginia Polytechnic Institute. With the change came the necessity for writing a new cheer and a contest for such a purpose was held by the student body.

Senior O.M. Stull won first prize for his "Hokie" yell which is still used today. Later, when asked if "Hokie" had any special meaning, Stull explained the word was solely the product of his imagination and was used only as an attention-getter for his yell. It soon became a nickname for all Tech teams and for those people loyal to Tech athletics.

The official university school colors - Chicago Maroon and Burnt Orange - also were introduced in 1896. The colors were chosen by a committee because they made a 'unique combination' not worn elsewhere at the time. The official definition of "hokie" is "a loyal Virginia Tech Fan".

RETURNING NUMBERS

- To open the 2019 season, Virginia Tech returns majority of its points scorers, digs and kills personnel, but will have to make up for its assists and blocks categories, with setter Rhegan Mitchell and right-side hitter Jaila Tolbert gone.

Returning	Kills	Assists	Digs	Blocks	Points
2019	71.6%	26.1%	84.7%	42.9%	73.2%


'17 CLASS OF ACC COACHES

- The Atlantic Coast Conference entered 2017 with four new head coaches from its 15 member institutions, including Clemson's Michaela Franklin, Louisville's Dani Busboom Kelly, Virginia's Aaron Smith and Virginia Tech's Jill Wilson.
- Of the four in their second seasons, the Cardinals' Busboom Kelly owns the best winning percentage (.759), followed by the Tigers' Franklin (.396), the Hokies' Wilson (.388) and the Cavaliers' Smith (.304).
- Previously, Busboom Kelly was an assistant coach at Nebraska, Franklin was the associate head coach at Iowa, Wilson was the associate head coach at LSU and Smith was the associate head coach at Virginia, then was promoted by the Cavaliers' athletics director at the time, Craig Littlepage.

Name	Team	Overall	ACC	Home	Away	Neutral
Dani Busboom Kelly	Louisville	65-24	43-10	37-8	21-13	6-4
Jill Wilson	Virginia Tech	34-56	12-42	13-23	9-29	12-5
Michaela Franklin	Clemson	37-57	15-40	24-23	5-30	8-4
Aaron Smith	Virginia	27-62	11-44	18-26	5-30	4-6

YEAR 3

- In 2017, Virginia Tech Athletics implemented a new design on the playing surface at Cassell Coliseum. The basketball and volleyball court displays three iconic campus spots - Torgerson Bridge, Burruss Hall and War Memorial Chapel.
- In addition to the court redesign, Tech redid the floors at the men's basketball practice facility and volleyball practice gym, at a cost of about \$35,000.



RECORD WHEN...

- Overall: 10-19
- Home: 2-8
- Away: 3-10
- Neutral: 5-1
- Three-set match: 0-8
- Four-set match: 6-10
- Five-set match: 4-1
- Win first set: 6-6
- Lose first set: 4-11
- Split first two sets: 3-0
- Win first two sets: 7-11
- Lose first two sets: 0-7
- Against top-25 teams: 1-1
- Against unranked teams: 9-17
- ACC: 3-13
- Home: 1-6
- Away: 2-7
- Three-set match: 0-6
- Four-set match: 1-6
- Five-set match: 2-1
- Win first set: 1-3
- Lose first set: 2-9
- Win first two sets: 1-0
- Split first two sets: 2-7
- Lose first two sets: 0-6
- Against top-25 teams: 1-1
- Higher hitting % than opponent: 8-0
- Lower hitting % than opponent: 2-19
- Hit over .400: 0-0
- Hit over .300: 1-0
- Hit over .200: 5-3
- Hit under .200: 4-15
- Opponent hits under .200: 6-2
- More kills than opponent: 7-0
- Fewer kills than opponent: 3-19
- Same kills as opponent: 0-0
- More service aces than opponent: 5-1
- Fewer service aces than opponent: 3-15
- Same service aces as opponent: 2-3
- More digs than opponent: 7-2
- Fewer digs than opponent: 2-17
- Same digs as opponent: 1-0
- More blocks than opponent: 8-1
- Fewer blocks than opponent: 2-16
- Same blocks as opponent: 0-2
- On Tuesday: 0-1
- On Wednesday: 0-0
- On Friday: 6-9
- On Saturday: 2-3
- On Sunday: 2-6
- In August: 1-2
- In September: 6-6
- In October: 2-6
- In November: 1-6
- Current set winning streak: -
- Current set losing streak: 1
- Longest set winning streak: 3
- Longest set losing streak: 6
- Current match winning streak: -
- Current match losing streak: 1
- Current ACC match winning streak: -
- Current ACC match losing streak: 1
- Longest match winning streak: 3
- Longest match losing streak: 8
- Current home winning streak: -
- Current home losing streak: 3
- Current home ACC winning streak: -
- Current home ACC losing streak: 3

LAST TIME vs. Virginia

Tech looks for payback for its Sept. 27 loss to the Cavaliers on the road. In the match, sophomore Talyn Jackson notched a double-double recording 42 assists and 14 digs. Middle blocker Marisa Cerchio posted a team-high 15 kills in the Commonwealth Clash loss.

Virginia Tech (7-7) vs- Virginia (9-6) 9/27/2019 at

Set	1	2	3	4
Score	25	25	25	25
Set Scores	3	3	3	4

Site: Chapel Hill, N.C. Date: 12/10/2019 Attendance: 663 Time: 1:02 PM
 Officials: 1st Referee: Bob Spongs, 2nd Referee: Michael
 Virginia Tech (7-7) North Carolina (9-6)

#	Player	Attack				Block			Defense			PFR		
		K	E	TA	PCT	A	SA	BE	BO	BS	DB			
20	Mitchell, Abby	4	3	0	0.000	2	0	0	0	0	0	0	0	
19	Cerchio, Marisa	4	15	7	0.342	0	0	0	0	1	0	0	0	
1	Smith, Kaity	4	10	4	0.32	1	0	0	2	0	0	0	0	
10	Thomas, Kylie	4	0	0	0.000	2	1	0	0	0	0	0	0	
22	Young, Kai	4	5	3	0.167	0	0	0	0	2	0	0	0	
23	Jackson, Talyn	4	6	0	0.000	42	0	0	0	0	0	13	0	
2	Zier, Anabel	4	9	1	0.17	0	0	0	0	1	1	1	0	
TOT TEAM		4	6	0	0.000	2	0	0	0	0	0	0	0	
3	Powell, Cara	3	3	6	0.23	0	0	0	0	0	0	1	0	
4	Mosley, Logan	3	0	0	0.000	2	0	0	0	0	0	0	0	
14	Talamazzi, Ester	2	5	3	0.15	0	0	0	0	0	1	0	0	
11	Lynch, Sarah Jane	2	0	0	0.000	0	0	0	0	0	0	0	0	
12	Young, Kai	2	0	0	0.000	0	0	0	0	0	0	0	0	
Totals		44	53	24	0.442	204	51	1	6	2	60	2	13	60.0

Set	K	E	TA	%
1	17	6	38	0.289
2	14	5	35	0.257
3	8	7	35	0.029
4	14	6	35	0.333
Totals	53	24	142	0.364

Virginia (9-6)

#	Player	Attack				Block			Defense			PFR		
		K	E	TA	PCT	A	SA	BE	BO	BS	DB			
3	Miller, Kelsey	4	0	0	0.000	2	0	0	0	0	0	0	0	
21	Billard, Sarah	4	14	3	0.286	0	0	0	0	0	0	0	0	
6	Wilson, Megan	4	0	0	0.000	25	1	1	0	0	0	5	1	
7	Novakovic, Jelena	4	11	4	0.25	0	0	0	0	0	0	0	0	
11	Carolan, Hilie	4	3	2	0.18	0	0	0	0	0	0	0	0	
22	Lewis, Kristen	4	0	0	0.000	5	0	1	0	0	0	0	0	
9	Francis, Jayra	4	10	5	0.29	0	0	0	0	0	0	0	0	
10	Byrdson, Madeline	4	0	0	0.000	29	1	0	0	0	0	0	0	
13	Matthews, Madison	4	12	3	0.21	0	0	0	0	0	0	0	0	
TOT TEAM		4	0	0	0.000	5	0	0	0	0	0	0	0	
2	Spencer, Alexandra	1	2	0	0.000	0	0	0	0	0	0	0	0	
Totals		46	66	18	0.440	271	63	2	13	8	2	63	3	76.0

Set	K	E	TA	%
1	16	6	43	0.244
2	12	5	34	0.353
3	17	2	34	0.441
4	11	0	25	0.356
Totals	56	13	140	0.371

LAST TIME vs. North Carolina

Last time against North Carolina, on Oct. 6, Jackson had yet another 42 assist outing while Kaity Smith registered a double-double with 12 kills and 16 digs on the road. Freshman Logan Mosley collected 21 digs in the contest.

Virginia Tech (7-10, 0-4 ACC) vs- North Carolina (5-9, 2-2 ACC) 10/6/2019 at Chapel Hill, N.C.

Set	1	2	3	4
Score	25	25	25	25
Set Scores	1	2	3	4

Site: Chapel Hill, N.C. Date: 12/10/2019 Attendance: 663 Time: 1:02 PM
 Officials: 1st Referee: Bob Spongs, 2nd Referee: Michael
 Virginia Tech (7-10, 0-4 ACC) North Carolina (5-9, 2-2 ACC)

#	Player	Attack				Block			Defense			PFR		
		K	E	TA	PCT	A	SA	BE	BO	BS	DB			
1	Kaity Smith	4	12	4	0.30	1	0	0	0	0	0	0	0	
2	Anabel Zier	4	9	0	0.17	0	0	0	0	0	0	0	0	
4	Angel Robinson	4	5	3	0.17	0	0	0	0	0	0	0	0	
10	Kylie Thomas	4	0	0	0.000	0	0	0	0	0	0	0	0	
20	Abby McKinzie	4	0	0	0.000	0	0	0	0	0	0	0	0	
23	Talyn Jackson	4	2	1	0.5	42	0	0	0	0	0	13	0	
3	Cara Powell	4	13	6	0.53	0	0	0	0	0	0	0	0	
4	Logan Mosley	4	1	2	0.000	0	0	0	0	0	0	0	0	
11	Marisa Cerchio	4	11	4	0.26	0	0	0	0	0	0	0	0	
14	Ester Talamazzi	1	0	0	0.000	0	0	0	0	0	0	0	0	
Totals		46	30	183	0.216	63	0	1	6	2	4	0	62	0

Set	K	E	TA	%
1	13	4	37	0.243
2	16	3	32	0.466
3	12	7	50	0.100
4	12	0	34	0.353
Totals	53	20	153	0.316

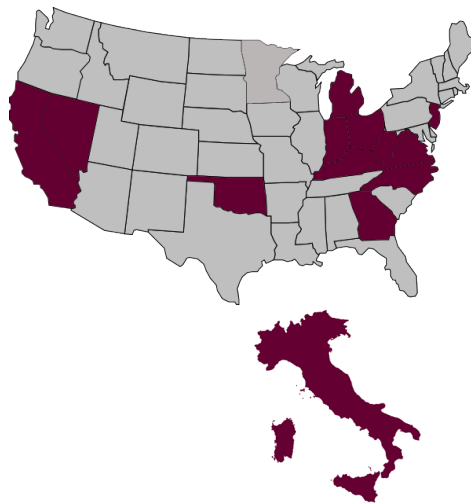
North Carolina (5-9, 2-2 ACC)

#	Player	Attack				Block			Defense			PFR		
		K	E	TA	PCT	A	SA	BE	BO	BS	DB			
3	Arizona Tontal	4	10	3	0.16	0	0	0	0	0	0	0	0	
8	Slopy Hines	4	5	2	0.10	0	0	0	0	0	0	0	0	
23	Parker Austin	4	14	5	0.42	0	0	0	0	0	0	0	0	
25	Lizbeth Harrison	4	22	8	0.53	0	0	0	0	0	0	0	0	
1	Dorothy Cox	4	7	2	0.17	0	0	0	0	0	0	0	0	
10	Heather Anderson	4	1	0	0.000	0	0	0	0	0	0	0	0	
13	Mia Frankenburg	4	0	0	0.000	5	0	0	0	0	0	0	0	
21	Karenna West	4	0	0	0.000	4	0	0	0	0	0	0	0	
2	Cathy Pech	3	7	4	0.22	0	0	0	0	0	0	0	0	
5	Annabelle Archer	3	0	0	0.000	18	0	0	0	0	0	0	0	
7	Katharine Edworthy	2	3	0	0.000	0	0	0	0	0	0	0	0	
15	Ryan Shannon	2	0	0	0.000	0	0	0	0	0	0	0	0	
9	Cora Husman	1	1	0	0.000	0	0	0	0	0	0	0	0	
TOT TEAM		4	0	0	0.000	0	0	0	0	0	0	0	0	
Totals		44	60	24	0.186	271	63	0	2	9	2	16	2	69

Set	K	E	TA	%
1	18	5	38	0.342
2	18	6	37	0.344
3	16	7	53	0.170
4	12	0	34	0.353
Totals	64	18	162	0.396

WHERE THEY AT

- Tech has 16 players on the squad who represent 12 states and one international country (Italy).
- Virginia & North Carolina are where the most players are from on the team, making up 37.5 percent.



STATES/COUNTRY

- Virginia (3)
- #2 Anabel Zier
 - #10 Kylie Thomas
 - #16 Jennifer Williams
- North Carolina (3)
- #3 Cera Powell
 - #4 Logan Mosley
 - #22 Kai Young
- Calif., Ga., Ind., Ky., Mich., Minn., N.J., Nev., Ohio, Okla., W.Va. (9)
- #1 Kaity Smith (Ky.)
 - #5 Carol Raffety (Calif.)
 - #6 Angel Robinson (Okla.)
 - #7 Tessa Wyner (W.Va.)
 - #11 Sarah Jane Lynch (Ga.)
 - #17 Rachel Tam (N.J.)
 - #19 Marisa Cerchio (Ohio)
 - #20 Abby McKinzie (Mich.)
 - #23 Talyn Jackson (Nev.)
- Italy (1)
- #14 Ester Talamazzi

#Next



The theme for this season is #Next, meaning that the team will be having the mindset of what is next and always thinking about that on and off the court.

No matter what happens, the thought process is to move on to the next play, challenge, day and project.

Players also have a compass that they either have on their wrists or backpacks, reminding them of the four pillars they need to keep constant, including next (north), every (east), simple (south) and willing (west).

Players, fans and coaches will be using the hashtag #Next on social media this season for the theme.

to make the ACC Academic Honor Roll three times, respectively.

- In October, McKinzie was a part of the ACC Fall Governance Meeting, which was on Tech's campus, hosting all 15 schools' ADs, SWAs and FARs. The group discussed time demands, pay for play and more.

FOR ALL THE MARBLES

- The fifth set has been, traditionally, a tough one for the Hokies since Wilson took over, including just a 2-4 record in 2018.
- Since 2017, Tech is 7-7 in five-setters, with being 3-3 at home, 2-3 away and 2-1 at neutral sites.
- But, in its first five-set match this season, Tech came to play and got the W, jumping out to an 8-2 lead and never looking back, winning the frame 15-8 over UC Irvine last Friday.
- In similar fashion versus Chattanooga, Tech jumped out ahead and was up three points at 8-5 when the two teams switched benches. But then the Hokies got hot and scored six of the next seven points to put it away and eventually win 15-7.
- It was a different story at NC State, though, as the Hokies fell in fifth set due to a slow start by a score of 15-5.

300, BUT NOT BOWLING PERFECTO

- For the first time this season, the Hokies owned a hitting percentage north of .300, hitting .333 against Loyola Chicago in a 3-1 win on Sept. 13.
- It marked the first time since Nov. 4, 2018, that Tech hit over .300 (.302 versus Boston College).

- In the Jill Wilson era, it now has happened 13 times Tech has hit at least .300. It happened five times in 2017 and seven times in 2018.
- However, Chicago Loyola also hit over .300, .304 to be exact, marking the highest opponent hitting percentage clip in a win.
- The previous high by an opponent in a Hokie win was on Aug. 25, 2017, versus Idaho State when it hit .290 in Wilson's first match coaching.

BACK TO BACK

- The Hokies started last season by playing USC Upstate in a nonconference tournament, playing the Spartans in Charlotte, North Carolina.
- Ironically, Tech opened the year with taking on the Spartans again, with this time being in Ohio.
- Both contests saw the Hokies come away with a victory, winning 3-0 in 2018 and 3-1 in 2019.

NONCON TITLES

- Since Tech coach Jill Wilson took over the program in 2017, the Hokies have won six nonconference tournaments.
- Of those six, only one has come at home in Blacksburg, with five on the road.
- Here is the full breakdown of what years those took place and more:

Date	Tournament	Record
8/26/17	Pepsi Panther Invitational (Milwaukee, Wis.)	3-0
9/2/17	A-State Invitational (Jonesboro, Ark.)	2-1
8/25/18	Charlotte Invitational (Charlotte, N.C.)	3-0
9/1/18	Hokie Invitational (Blacksburg, Va.)	3-0
9/8/18	Bobcat Invitational (Athens, Ohio)	2-1
9/14/19	Amy Svoboda Memorial Classic (Colorado Springs, Colo.)	3-0

WHOSE THE BOSS?

- Tech coach Jill Wilson has done a podcast this season that began in the preseason, with episodes every other week.
- The roughly 10-minute special revolves around Coach Wilson as the host, a player on the team and a guest discussing the theme of the season (#Next, #FutureCEOs), career goals and more.
- To listen to the podcasts, go to hokiesports.com/podcasts.

ENDLINE TO ENDLIN WITH KAI

- Similar to what ESPN's Jay Bilas does in his 94 feet with Jay, Tech's Kai Young, who is a multime-

MATCH-BY-MATCH STARTERS

Opponent	Date	MB	MB	OH	OH	RS	S	L
USC Upstate (W, 3-1)	Aug. 30	Angel Robinson	Anabel Zier	Cera Powell	Kaity Smith	Marisa Cerchio	Talyn Jackson	Logan Mosley
Miami (Ohio) (L, 3-1)	Aug. 30	Kai Young	Anabel Zier	Cera Powell	Kylie Thomas (DS)	Marisa Cerchio	Sarah Jane Lynch	Logan Mosley
Northwestern (L, 3-0)	Aug. 31	Kai Young	Anabel Zier	Cera Powell	Tessa Wyner	Carol Raffety (DS)	Talyn Jackson	Logan Mosley
Elon (W, 3-1)	Sept. 6	Kai Young	Anabel Zier	Tessa Wyner	Kylie Thomas (DS)	Marisa Cerchio	Talyn Jackson	Logan Mosley
Davidson (W, 3-1)	Sept. 7	Angel Robinson	Anabel Zier	Tessa Wyner	Kylie Thomas (DS)	Marisa Cerchio	Talyn Jackson	Logan Mosley
Liberty (L, 3-1)	Sept. 7	Kai Young	Anabel Zier	Tessa Wyner	Ester Talamazzi	Kylie Thomas (DS)	Talyn Jackson	Logan Mosley
VCU (L, 3-1)	Sept. 10	Kai Young	Anabel Zier	Cera Powell	Kaity Smith	Marisa Cerchio	Talyn Jackson	Logan Mosley
UC Irvine (W, 3-1)	Sept. 13	Kai Young	Anabel Zier	Kylie Thomas (DS)	Tessa Wyner	Marisa Cerchio	Talyn Jackson	Logan Mosley
Loyola Chicago (W, 3-2)	Sept. 13	Kai Young	Anabel Zier	Kylie Thomas (DS)	Tessa Wyner	Marisa Cerchio	Talyn Jackson	Logan Mosley
Air Force (W, 3-1)	Sept. 14	Kai Young	Anabel Zier	Kylie Thomas (DS)	Tessa Wyner	Marisa Cerchio	Talyn Jackson	Logan Mosley
Chattanooga (W, 3-2)	Sept. 20	Kai Young	Anabel Zier	Cera Powell	Tessa Wyner	Marisa Cerchio	Talyn Jackson	Logan Mosley
Arkansas State (L, 3-1)	Sept. 20	Kai Young	Anabel Zier	Cera Powell	Tessa Wyner	Marisa Cerchio	Talyn Jackson	Logan Mosley
Charlotte (L, 3-0)	Sept. 21	Kai Young	Anabel Zier	Ester Talamazzi	Tessa Wyner	Marisa Cerchio	Talyn Jackson	Logan Mosley
Virginia (L, 3-1)	Sept. 27	Kai Young	Anabel Zier	Kylie Thomas (DS)	Kaity Smith	Marisa Cerchio	Talyn Jackson	Logan Mosley
No. 4 Pitt (L, 3-0)	Sept. 29	Kai Young	Anabel Zier	Cera Powell	Kaity Smith	Abby McKinzie (DS)	Talyn Jackson	Logan Mosley
NC State (L, 3-2)	Oct. 4	Kai Young	Anabel Zier	Cera Powell	Kaity Smith	Abby McKinzie (DS)	Talyn Jackson	Logan Mosley
North Carolina (L, 3-1)	Oct. 6	Angel Robinson	Anabel Zier	Kylie Thomas (DS)	Kaity Smith	Abby McKinzie (DS)	Talyn Jackson	Logan Mosley
Clemson (L, 3-1)	Oct. 11	Marisa Cerchio	Sarah Jane Lynch (S)	Cera Powell	Kaity Smith	Tessa Wyner	Talyn Jackson	Logan Mosley
Georgia Tech (L, 3-0)	Oct. 13	Marisa Cerchio	Anabel Zier	Cera Powell	Kaity Smith	Tessa Wyner	Talyn Jackson	Logan Mosley
[RV] Notre Dame (L, 3-1)	Oct. 18	Marisa Cerchio	Anabel Zier	Cera Powell	Kaity Smith	Tessa Wyner	Talyn Jackson	Logan Mosley
No. 23 Louisville (W, 3-1)	Oct. 20	Marisa Cerchio	Anabel Zier	Cera Powell	Kaity Smith	Abby McKinzie (DS)	Talyn Jackson	Logan Mosley
Duke (L, 3-1)	Oct. 25	Marisa Cerchio	Anabel Zier	Cera Powell	Kaity Smith	Abby McKinzie (DS)	Talyn Jackson	Logan Mosley
Wake Forest (W, 3-2)	Oct. 27	Kai Young	Anabel Zier	Cera Powell	Kaity Smith	Kylie Thomas (DS)	Talyn Jackson	Logan Mosley
Florida State (L, 3-0)	Nov. 1	Kai Young	Anabel Zier	Cera Powell	Kaity Smith	Abby Mckinzie (DS)	Talyn Jackson	Logan Mosley
Miami (L, 3-1)	Nov. 3	Marisa Cerchio	Anabel Zier	Cera Powell	Kaity Smith	Kylie Thomas (DS)	Talyn Jackson	Logan Mosley
Boston College (L, 3-0)	Nov. 8	Angel Robinson	Anabel Zier	Cera Powell	Kaity Smith	Kylie Thomas (DS)	Talyn Jackson	Logan Mosley
Syracuse (L, 3-0)	Nov. 10	Marisa Cerchio	Anabel Zier	Cera Powell	Kaity Smith	Jennifer Williams	Talyn Jackson	Logan Mosley
Clemson (W, 3-2)	Nov. 15	Marisa Cerchio	Anabel Zier	Cera Powell	Kaity Smith	Jennifer Williams	Talyn Jackson	Logan Mosley
Wake Forest (L, 3-0)	Nov. 24	Marisa Cerchio	Anabel Zier	Cera Powell	Kaity Smith	Jennifer Williams	Talyn Jackson	Logan Mosley



dia journalism major, gets to do her thing with asking her teammates fun questions as they take a stroll across the court and underneath the net.

- Young began doing the interviews this past spring and has carried them over into the fall.

THE SCHEDULE

- Tech's opponents in 2019: 19 registered winning seasons, 11 finished in the top 80 of the RPI and three collected 20 or more wins last fall.
- The ACC sent five teams to the NCAA Tournament in 2018, including Pitt, Louisville, Duke, Florida State and Syracuse.

AVCA ACADEMIC HONOR

- The AVCA announced that Tech earned the Team Academic Honors for the 2018-19 season.
- The award is given to teams that hold an average 3.30 cumulative team GPA.
- The Hokies finished the academic year with a cumulative team grade point average of 3.48.
- Tech was one of seven ACC schools to make the list, joining Boston College, Florida State, Louisville, Miami (Fla.), Pitt and Syracuse.

SMARTY PANTS

- This past January, the ACC announced its All-ACC Academic Volleyball Team and four Hokies found their names on the prestigious list.
- The four marked the most for Tech since 2014, while tying the second most in the league, trailing Louisville (6) and being tied with Notre Dame and Pitt.
- The four Tech players were outgoing senior Jaila Tolbert and then three returners in Marisa Cerchio, Carol Raffety and Kaity Smith.

CHEF CURRY WITH THE POT, BOY

- Since Coach Wilson has taken over, there has been a tradition of having the team split up into three groups and have a cooking competition that stretches over preseason camp.
- Three nights during early August, the girls get to showcase their stuff in the kitchen, making meals for the entire team.
- From appetizers, to entrees to desserts, the players have a blast preparing, cooking and then finally eating a nice home-cooked meal inside Wilson's house.
- After the three nights, which spreads over about 10 days, a group of judges, which is mostly support staff, vote on the top group, with this year's crown going to the setters and middle blockers.
- A fun team-bonding exercise, it also prepares

the players for life after college, giving them practical experience with making meals and goes right along with the team's theme #FutureCEOs.

THE FIRST ONE IS THE SWEETEST

- Tech's coach Jill Wilson downed rival Virginia 3-1 on Sept. 27, 2017, earning Wilson's first-ever ACC win and the Hokies' first league win of '17.
- A few days later, Virginia Tech AD Whit Babcock gave Coach Wilson an embroidered volleyball, signifying the first conference win for her, which was a little sweeter over a rival.
- The two teams compete every year in the Commonwealth Clash and the win gave Tech half a point. Later in November, it won again, getting the full point, helping Tech win 12.5-8.5.

TEAM MATCH-BY-MATCH

Date	Opponent	SP	Attack				Set			Serve			Recept			Blocking				BHE	POINTS	SCORE		
			K	E	TA	PCT	A	TA	PCT	SA	SE	TA	PCT	RE	TA	PCT	DIG	BS	BA				BE	TOTAL
08/30/2019	vs USC Upstate	4	50	20	128	.234	48	126	.381	13	12	98	.878	4	63	.937	51	4	20	2	14.0	0	0.0	3-1
08/30/2019	at Miami (OH)	4	47	24	140	.164	42	144	.292	3	12	84	.857	5	83	.940	62	1	10	2	6.0	0	0.0	1-3
08/31/2019	vs Northwestern	3	24	17	100	.070	24	100	.240	4	4	55	.927	4	63	.937	39	0	8	1	4.0	1	0.0	0-3
09/06/2019	vs Elon	4	46	13	154	.214	44	155	.284	4	8	95	.916	4	75	.947	70	1	28	1	15.0	2	65.0	3-1
09/07/2019	vs Davidson	4	52	23	162	.179	50	164	.305	5	12	95	.874	4	81	.951	76	2	14	4	9.0	1	66.0	3-1
09/07/2019	at Liberty	4	47	22	157	.159	39	152	.257	1	7	85	.918	10	82	.878	68	1	8	1	5.0	0	53.0	1-3
09/10/2019	at VCU	4	51	24	123	.220	50	128	.391	2	8	83	.904	4	82	.951	47	0	6	4	3.0	1	56.0	1-3
09/13/2019	vs UC Irvine	5	63	24	154	.253	58	165	.352	4	5	108	.954	3	78	.962	61	2	14	2	9.0	0	76.0	3-2
09/13/2019	vs Loyola Chicago	4	63	19	132	.333	56	143	.392	4	6	95	.937	4	85	.953	49	2	8	5	6.0	2	73.0	3-1
09/14/2019	at Air Force	4	45	19	129	.202	43	128	.336	3	5	97	.948	4	67	.940	55	3	14	1	10.0	1	58.0	3-1
09/20/2019	Chattanooga	5	60	28	168	.190	56	169	.331	6	6	107	.944	8	92	.913	75	0	10	0	5.0	2	71.0	3-2
09/20/2019	Arkansas St.	4	42	23	146	.130	40	146	.274	5	5	94	.947	6	87	.931	63	0	17	1	8.5	1	55.5	1-3
09/21/2019	Charlotte	3	35	16	109	.174	33	114	.289	4	5	54	.907	2	68	.971	52	0	0	4	0.0	2	39.0	0-3
09/27/2019	at Virginia	4	53	24	142	.204	51	153	.333	3	5	85	.941	13	95	.863	60	1	6	2	4.0	2	60.0	1-3
09/29/2019	at Pittsburgh	3	25	17	95	.263	25	99	.253	2	8	56	.857	3	65	.954	32	2	2	4	3.0	0	30.0	0-3
10/04/2019	at NC State	5	59	29	196	.153	52	201	.259	1	7	92	.924	3	104	.971	83	1	8	0	5.0	0	65.0	2-3
10/06/2019	at North Carolina	4	53	20	153	.346	51	151	.338	1	6	89	.933	2	87	.977	62	2	4	0	4.0	0	58.0	1-3
10/11/2019	Clemson	4	43	26	142	.120	40	135	.296	3	8	75	.893	8	89	.910	51	0	10	0	5.0	2	51.0	1-3
10/13/2019	Georgia Tech	3	27	16	97	.113	27	94	.287	1	1	48	.979	6	68	.912	32	1	6	0	4.0	0	32.0	0-3
10/18/2019	Notre Dame	4	51	25	161	.161	49	164	.299	4	8	84	.905	4	86	.953	72	0	4	3	2.0	1	57.0	1-3
10/20/2019	Louisville	4	45	14	132	.235	43	127	.339	5	6	93	.935	2	80	.975	49	3	6	1	6.0	1	56.0	3-1
10/25/2019	at Duke	4	40	22	138	.130	40	144	.278	5	6	73	.918	6	91	.934	59	0	12	0	6.0	2	51.0	1-3
10/27/2019	at Wake Forest	5	57	22	172	.331	50	164	.305	9	6	105	.943	8	88	.909	74	2	20	5	12.0	7	78.0	3-2
11/01/2019	Florida St.	3	32	27	122	.041	31	116	.267	2	5	57	.912	6	66	.909	47	0	8	0	4.0	0	38.0	0-3
11/03/2019	Miami (FL)	4	41	31	146	.068	38	143	.266	4	2	79	.975	4	88	.955	52	4	6	1	7.0	1	52.0	1-3
11/08/2019	at Boston College	3	35	26	117	.299	33	114	.289	1	2	55	.964	2	71	.972	41	0	14	1	7.0	0	43.0	0-3
11/10/2019	at Syracuse	3	27	19	102	.078	26	102	.255	1	4	47	.915	5	66	.924	28	0	4	0	2.0	0	30.0	0-3
11/15/2019	at Clemson	5	56	28	167	.335	50	164	.305	11	10	106	.906	4	96	.958	61	2	16	2	10.0	0	77.0	3-2
11/24/2019	Wake Forest	3	29	23	127	.047	29	124	.234	2	6	55	.891	3	66	.955	52	1	4	1	3.0	0	34.0	0-3
Totals		113	1298	641	4011	.164	1218	4029	.302	113	185	2349	.921	141	2312	.939	1623	35	287	48	178.5	29	1424.5	
Opponents		113	1532	592	3988	.236	1425	4069	.350	142	235	2548	.908	113	2164	.948	1757	41	357	36	219.5	48	1728.5	

Team Averages

Sets Played	Kills per set	Assists per set	Service aces per set	Digs per set	Blocks per set	Points per set	Ball handling error per set	Reception errors per set
113	11.40	10.70	1.00	14.26	1.50	12.61	0.26	1.25



PROGRAM HISTORY

First Year	1977
All-Time Record	750-678-3 (.526)
Conference Champions	(1) 1982, Metro
Tournament Championships	None
NCAA Tournaments	(1) 2010
NIVC Tournaments (0) Steve Lowe Award	1982
Postseason Record	1-1
Best record	(1992) 26-11
Best in NCAAs	(2010) 1-1
Players signed pro	13 since 2006

CASELL COLISEUM

Capacity	9,275
Opened	1962
Renovation	2017
Tech Record	378-179 (.679)
Attendance High in Wilson era	2,361 ('17)
Winning Seasons	20

MILESTONES ON DECK

100 Aces	Carol Raffety, 81
200 Blocks	Marisa Cerchio, 170
1,000 Kills	Kaity Smith, 860
1,000 Assists	Talyn Jackson, 902
1,000 Points	Kaity Smith, 942
1,500 Digs	Carol Raffety, 1,373

SCOUTING Virginia

-- Virginia is coming off a 3-0 win over Boston College (19-11, 10-7) in Charlottesville to earn win No. 12 on the season. The Cavaliers have wins over Wake Forest (13-15, 3-14) and Clemson (11-17, 5-12) this season in the ACC.

- Virginia is led by Aaron Smith, who is in his third year as the head coach, and eighth year with the program.

- The Cavaliers are paced by Jelena Novakovic, who ranks third in the ACC in aces per set with 0.41 per frame and a total of 42 on the season.

- The Hokies lead the all-time series against Virginia 37-36 with just one win separating the two programs. The Cavaliers owned the last two matches in Charlottesville while Tech claimed the previous match in Blacksburg.

Scouting North Carolina

- North Carolina defeated its arch-rival Duke last time out, which moved them to third place in the ACC standings. UNC will face Wake Forest Wednesday at 2 p.m. in Chapel Hill.

- The Tar Heels head coach Joe Sagula is currently in his 30th season with UNC. Sagula has racked up 599 wins in his time in Chapel Hill and over 800 victories in his career.

- North Carolina is led by Lauren Harrison, who sits at third in the ACC in kills per set with 3.73 per stanza.

OPPONENT MATCH-BY-MATCH

#1 SMITH, Kaity

Date	Opponent	SP	Attack				Set			Serve				Recept			Blocking				Team				
			K	E	TA	PCT	A	TA	PCT	SA	SE	TA	PCT	RE	TA	PCT	DIG	BS	BA	BE	TOTAL	BHE	POINTS	HIT%	SCORE
08/30/2019	vs USC Upstate	*2	0	0	0	.000	0	1	.000	1	1	4	.750	1	8	.875	0	0	0	0	0.0	0	1.0	.234	3-1
08/30/2019	at Miami (OH)	3	0	0	1	.000	0	0	.000	0	0	0	.000	1	7	.857	5	0	0	0	0.0	0	0.0	.164	1-3
09/06/2019	vs Elon	4	7	3	26	.154	0	2	.000	0	2	5	.600	0	18	1.000	10	0	1	0	1.0	0	7.5	.214	3-1
09/07/2019	vs Davidson	4	7	5	28	.071	2	5	.400	0	0	10	1.000	1	20	.950	7	0	0	0	0.0	1	7.0	.179	3-1
09/07/2019	at Liberty	3	1	1	6	.000	0	2	.000	0	0	0	.000	5	20	.750	3	0	0	0	0.0	0	1.0	.159	1-3
09/10/2019	at VCU	*4	15	12	42	.071	1	4	.250	1	1	14	.929	0	13	1.000	6	0	1	0	1.0	0	16.5	.220	1-3
09/13/2019	vs UC Irvine	1	0	0	0	.000	0	0	.000	0	0	0	.000	0	0	.000	0	0	0	0	0.0	0	0.0	.253	3-2
09/20/2019	Chattanooga	2	4	2	13	.154	0	1	.000	0	0	4	1.000	1	8	.875	2	0	1	0	1.0	0	4.5	.190	3-2
09/20/2019	Arkansas St.	1	2	1	5	.200	0	0	.000	0	0	0	.000	1	3	.667	0	0	0	0	0.0	0	2.0	.130	1-3
09/21/2019	Charlotte	2	3	2	18	.056	1	3	.333	0	0	4	1.000	1	11	.909	7	0	0	0	0.0	0	3.0	.174	0-3
09/27/2019	at Virginia	*4	10	4	32	.188	3	5	.600	0	2	15	.867	3	23	.870	9	0	1	0	1.0	0	10.5	.204	1-3
09/29/2019	at Pittsburgh	*3	8	3	19	.421	0	2	.000	0	2	11	.818	0	12	1.000	7	0	0	0	0.0	0	8.0	.263	0-3
10/04/2019	at NC State	*5	14	4	42	.238	0	3	.000	0	1	15	.933	1	45	.978	16	0	1	0	1.0	0	14.5	.153	2-3
10/06/2019	at North Carolina	*4	12	4	30	.400	1	4	.250	0	2	17	.882	0	27	1.000	16	0	0	0	0.0	0	12.0	.346	1-3
10/11/2019	Clemson	*4	12	6	38	.158	1	1	1.000	0	3	12	.750	3	37	.919	15	0	1	0	1.0	0	12.5	.120	1-3
10/13/2019	Georgia Tech	*3	6	3	22	.136	0	0	.000	0	0	6	1.000	3	19	.842	4	0	0	0	0.0	0	6.0	.113	0-3
10/18/2019	Notre Dame	3	12	4	29	.276	0	1	.000	1	2	10	.800	1	22	.955	16	0	0	0	0.0	0	13.0	.161	1-3
10/20/2019	Louisville	*4	12	3	32	.281	2	6	.333	0	1	12	.917	1	34	.971	9	2	1	0	3.0	0	14.5	.235	3-1
10/25/2019	at Duke	*4	14	6	47	.170	0	2	.000	3	2	15	.867	2	29	.931	14	0	0	0	0.0	0	17.0	.130	1-3
10/27/2019	at Wake Forest	*5	13	8	53	.245	3	4	.750	1	2	17	.882	0	17	1.000	12	0	3	1	3.0	0	15.5	.331	3-2
11/01/2019	Florida St.	*3	13	8	39	.128	0	3	.000	0	2	7	.714	2	19	.895	10	0	2	0	2.0	0	14.0	.041	0-3
11/03/2019	Miami (FL)	*4	10	11	39	-.026	1	7	.143	0	1	12	.917	0	15	1.000	8	0	0	0	0.0	0	10.0	.068	1-3
11/08/2019	at Boston College	*3	17	9	40	.425	1	2	.500	1	1	8	.875	0	13	1.000	5	0	1	0	1.0	0	18.5	.299	0-3
11/10/2019	at Syracuse	*3	8	4	30	.133	0	2	.000	0	0	6	1.000	1	17	.941	4	0	0	0	0.0	0	8.0	.078	0-3
11/15/2019	at Clemson	*5	15	9	43	.349	1	5	.200	2	3	14	.786	1	26	.962	10	1	1	0	2.0	0	18.5	.335	3-2
11/24/2019	Wake Forest	*3	5	9	34	-.118	1	5	.200	1	3	14	.786	0	12	1.000	12	1	1	0	2.0	0	7.5	.047	0-3
Totals		86	220	121	708	.140	18	70	.257	11	31	232	.866	29	475	.939	207	4	15	1	11.5	1	242.5		

Player Averages

Sets Played	Kills per set	Assists per set	Service aces per set	Digs per set	Blocks per set	Points per set
86	2.56	0.21	0.13	2.41	0.13	2.82



MATCH-BY-MATCH LEADERS

Opponent	Date	Kills	% (min. 12 A)	Assists	Aces	Digs	Blocks
USC Upstate (W, 3-1)	Aug. 30	12 - Powell	.455 - Cerchio	24 - Jackson	4 - (2 players)	19 - Mosley	8 - Zeer
Miami (Ohio) (L, 3-1)	Aug. 30	13 - Wyner	.333 - Zier	27 - Jackson	2 - Powell	24 - Mosley	3 - (2 players)
Northwestern (L, 3-0)	Aug. 31	9 - Wyner	.194 - Wyner	21 - Jackson	3 - Mosley	17 - Mosley	3 - Cerchio
Elon (W, 3-1)	Sept. 6	13 - Cerchio	.417 - Zier	38 - Jackson	2 - Jackson	21 - Mosley	8 - Zier
Davidson (W, 3-1)	Sept. 7	14 - Cerchio	.290 - Cerchio	37 - Jackson	2 - Talamazzi	39 - Mosley	5 - Zier
Liberty (L, 3-1)	Sept. 7	13 - Cerchio	.308 - Talamazzi	31 - Jackson	1 - Wyner	16 - Mosley	4 - Robinson
VCU (W, 3-1)	Sept. 10	15 - (2 players)	.333 - Cerchio	43 - Jackson	1 - (2 players)	12 - Jackson	3 - Zier
UC Irvine (W, 3-1)	Sept. 13	17 - (2 players)	.333 - Young	54 - Jackson	1 - (4 players)	22 - Mosley	6 - Zier
Loyola Chicago (W, 3-2)	Sept. 13	22 - Wyner	.500 - Powell	50 - Jackson	2 - (2 players)	13 - (2 players)	4 - Young
Air Force (W, 3-1)	Sept. 14	14 - Powell	.238 - Wyner	34 - Jackson	1 - (3 players)	13 - Jackson	7 - Zier
Chattanooga (W, 3-2)	Sept. 20	19 - Wyner	.500 - Young	50 - Jackson	2 - Mosley	24 - Mosley	3 - Young
Arkansas State (L, 3-1)	Sept. 20	12 - Wyner	.159 - Wyner	35 - Jackson	3 - Jackson	15 - Thomas	7 - Young
Charlotte (L, 3-0)	Sept. 21	8 - Cerchio	.286 - Young	29 - Jackson	2 - Talamazzi	14 - Mosley	None
Virginia (L, 3-1)	Sept. 27	15 - Cerchio	.471 - Zier	42 - Jackson	1 - (3 players)	14 - Jackson	2 - Young
No. 4 Pitt (L, 3-0)	Sept. 29	8 - Smith	.263 - Smith	21 - Jackson	1 - (2 players)	12 - Thomas	1 - (4 players)
NC State (L, 3-2)	Oct. 4	14 - Smith	.429 - Jackson	44 - Jackson	1 - Zier	26 - Mosley	3 - Zier
North Carolina (L, 3-1)	Oct. 6	13 - Powell	.529 - Powell	42 - Jackson	1 - Thomas	21 - Mosley	2 - (2 players)
Clemson (L, 3-1)	Oct. 11	12 - Smith	.292 - Cerchio	34 - Jackson	1 - (3 players)	15 - (2 players)	3 - Zier
Georgia Tech (L, 3-0)	Oct. 13	8 - (2 players)	.500 - Cerchio	25 - Jackson	1 - Cerchio	11 - Mosley	2 - (2 players)
[RV] Notre Dame (L, 3-1)	Oct. 18	12 - Smith	.276 - Smith	44 - Jackson	2 - Mosley	19 - Mosley	2 - Zier
No. 23 Louisville (W, 3-1)	Oct. 20	12 - (2 players)	.286 - Powell	37 - Jackson	2 - (2 players)	17 - Mosley	3 - Smith
Duke (L, 3-1)	Oct. 25	14 - Smith	.308 - Zier	22 - Jackson	3 - Smith	16 - Mosley	3 - (2 players)
Wake Forest (W, 3-2)	Oct. 27	14 - Cerchio	.375 - Young	40 - Jackson	3 - Mosley	27 - Mosley	5 - Young
Florida State (L, 3-0)	Nov. 1	13 - Smith	.128 - Smith	27 - Jackson	1 - (2 players)	11 - Mosley	4 - Young
Miami (L, 3-1)	Nov. 3	13 - Cerchio	.375 - Robinson	21 - Jackson	2 - Lynch	16 - Mosley	2 - (2 players)
Boston College (L, 3-0)	Nov. 8	17 - Smith	.200 - Smith	27 - Jackson	1 - Smith	16 - Thomas	4 - Powell
Syracuse (L, 3-0)	Nov. 10	8 - Smith	.267 - Cerchio	25 - Jackson	1 - Thomas	7 - Mosley	2 - Cerchio
Clemson (W, 3-2)	Nov. 15	15 - Smith	.208 - Zier	26 - Jackson	3 - Mosley	13 - Mosley	7 - Cerchio
Wake Forest (L, 3-0)	Nov. 24	7 - Williams	.267 - Cerchio	11 - Jackson	1 - (2 players)	12 - (2 players)	2 - Zier

DOUBLE-DOUBLES COUNT

Who	What	When
Talyn Jackson	31 A, 10 D	at Liberty (9/7/19)
Talyn Jackson	43 A, 12 D	at VCU (9/10/19)
Talyn Jackson	54 A, 10 D	vs. UC Irvine (9/13/19)
Talyn Jackson	50 A, 13 D	vs. Loyola Chicago (9/13/19)
Talyn Jackson	34 A, 13 D	at Air Force (9/14/19)
Talyn Jackson	50 A, 10 D	vs. Chattanooga (9/20/19)
Talyn Jackson	35 A, 14 D	vs. Arkansas State (9/20/19)
Talyn Jackson	42 A, 14 D	at Virginia (9/27/19)
Kaity Smith	14 K, 16 D	at NC State (10/4/19)
Kaity Smith	12 K, 16 D	at North Carolina (10/6/19)
Kaity Smith	12 K, 15 D	vs. Clemson (10/11/19)
Kaity Smith	12 K, 16 D	vs. [RV] Notre Dame (10/18/19)
Talyn Jackson	44 A, 15 D	vs. [RV] Notre Dame (10/18/19)
Kaity Smith	14 K, 14 D	at Duke (10/25/19)
Kaity Smith	13 K, 12 D	at Wake Forest (10/27/19)
Kaity Smith	13 K, 10 D	vs. Florida State (11/1/19)
Kaity Smith	15 K, 10 D	vs. Clemson (11/15/19)
Talyn Jackson	26 A, 12 D	vs. Clemson (11/15/19)

TEAM, PLAYER & OPPONENT HIGHS

Kills	Attack Percentage	Assists	Service Aces	Digs	Total Blocks
Team	63 vs. UC Irvine (9/13)	58 vs. UC Irvine (9/13)	13 last vs. USC Upstate (8/30)	83 at NC State (10/4)	16 vs. Clemson (11/15)
Player	Tessa Wyner - 22 vs. Loyola Chicago (9/13)	Talyn Jackson - 54 vs. UC Irvine (9/13)	Logan Mosley & Carol Raffety - 4 vs. USC Upstate (8/30)	Logan Mosley - 39 vs. Davidson (9/7)	Anabel Zier (2x) - 8 last vs. Elon (9/7)
Opponent	71 - NC State (10/4)	67 - NC State (10/4)	13 - Virginia (9/27)	93 - NC State (10/4)	20 - Florida State (11/1)





Jill WILSON

- Third season at Virginia Tech
- 17th as a coach in Division I
- Produced 15 All-SEC players and '02 ACC Player of the Year
- Averaged 20-plus wins per year at LSU (10 years)

The Wilson File

PERSONAL

BORN: May 6, 1979
 HOMETOWN: Richmond, Texas
 FAMILY: Husband, Jared
 COACHING RECORD AT VIRGINIA TECH: 34-56 (3rd year)
 CAREER HEAD COACHING RECORD: 34-56 (.384)

EDUCATION

LSU - Bachelor of Science - Business Admin., 2001
 JOINED TECH STAFF: Jan. 12, 2017
 YEARS OF COLLEGIATE HEAD COACHING: 1
 YEARS OF COLLEGIATE COACHING: 15

COACHING HISTORY

2017- Virginia Tech (Head Coach)
 2013-16 LSU (Associate Head Coach)
 2007-12 LSU (Assistant Coach)
 2005-07 Wake Forest (Assistant Coach)
 2002-05 North Carolina (Assistant Coach)
 2001-02 Tennessee-Martin (Graduate Assistant)

PLAYING HISTORY

1997-00 LSU (outside hitter)
 4-year letterwinner and starter
 Ranked 6th in the SEC with 23 service aces senior year
 Appeared in the 2000 SEC Tournament finals

POSTSEASON EXPERIENCE

LSU
 2014 (First Round - Eugene, Ore.)
 Defeated Oklahoma, Loss to Oregon
 2013 (First Round - Seattle, Wash.)
 Defeated Michigan, Loss to Washington
 2010 (First Round - Norman, Okla.)
 Loss to Tulsa
 2009 (First Round - Baton Rouge, La.)
 Defeated Tulane, Loss to Texas A&M
 2008 (First Round - Los Angeles, Calif.)
 Loss to UCLA
 2007 (First Round - Austin, Texas)
 Defeated New Mexico State, Loss to Texas

UNC
 2002 (Regionals - Lincoln, Neb.)
 Defeated Winthrop, South Carolina at home
 Loss to Hawai'i

Jill Wilson was named the head coach of the Virginia Tech volleyball program on January 12, 2017, and enters her third year in Blacksburg.

In her second season as the head coach of the Hokies in 2018, Wilson led Tech to a four-win improvement, which was the most wins at Tech since 2015. Also, the Hokies owned a five-win improvement at home on Carilion Clinic Court to 8-5. She won three nonconference tournaments – Charlotte Invitational, Hokie Invitational sponsored by the Fairfield Inn and Suites in Christiansburg and Bobcat Invitational – bringing her total to five in two years, including a 15-8 record non-league action.

Tech started the season 8-0, marking its best start since 2009. It also defeated North Carolina 3-0 for the first time since 2011, snapping a nine-match losing streak, and marked the first sweep over the Tar Heels since 2006. Wilson picked up another win over in-state rival Virginia in the Commonwealth Clash presented by Virginia529, improving to 3-1 in her career against the Cavaliers. The Hokies also swept Georgia Tech on the road, a team that finished 15-6 at home and was an AVCA Top-100 Team, marking Wilson's first ACC sweep away from the friendly confines of Cassell Coliseum.

Under Wilson's guidance, right-side hitter Jaila Tolbert once again was named second-team All-ACC. Tolbert became the third player in school history to make the ACC all-conference team in consecutive years, as well as the 17th in program history to rack up over 1,000 kills in a career. The Minnesota native also became the first-ever Tech volleyball player to be tabbed a Senior CLASS Award candidate and the second to make the U.S. Collegiate Women's National Team – Detroit roster.

Statistically, the Hokies improved on the service line due to an aggressive style, finishing fifth in the ACC for service aces, tallying 141 to average 1.31 aces per set. One of the key reasons why there was improvement on the line was outside hitter Ester Talamazzi's team-high 34 aces, including her match versus William & Mary when she recorded the second-most aces in school history with eight. Libero Carol Raffety cracked the record book, becoming the 18th Hokie to register over 1,000 digs in a career.

Her first year in 2017 set the foundation for the program, as Wilson guided Jaila Tolbert to second-team All-ACC after she owned the highest hitting percentage in the conference for non-middle blockers (.331). Tolbert, a right-side hitter, hit more than .300 in 20 matches and earned VaSID all-state honors.

Wilson also was key in the development of Kaity Smith, who was named to the ACC All-Freshman Team, as well as the VaSID Freshman of the Year. Smith started the season breaking a school record, putting down 30 kills in her debut – a program first.

Picking up two wins over Virginia in her first season, Wilson contributed to a full point in the Virginia529 Commonwealth Clash. Wilson led Tech to two nonconference tournament titles her opening season, winning the Pepsi Panther Invitational and A-State Invitational. At the A-State Invitational, the Hokies took down Arkansas State and SMU, two teams that won 20-plus matches and earned a bid to the National Invitational Volleyball Championship (NIVC).

Wilson joined the Hokies after an extremely successful run on the bench at LSU where, as the recruiting coordinator, she signed five top-30 recruiting classes according to PrepVolleyball.com. She also helped lead the Tigers to six NCAA Tournament appearances and the 2009 SEC Championship, as well as 25-win seasons in 2007, 2009 and 2010. The Tigers averaged over 20 wins per season during her time on the LSU staff.

No stranger to the ACC, Wilson was an assistant at North Carolina from 2002-04 before serving as the top assistant at Wake Forest in 2006.

She coached two All-Americans, an ACC Player of the Year and helped lead the Tar Heels to the 2002 regular-season ACC Championship and an NCAA Sweet Sixteen appearance.





KAITY SMITH

Junior | 6-1
OH | Florence, Ky.

High School/Club Team
Randall Cooper | Lexington United

Major: Criminology

1

- 2018-19 All-ACC Academic Volleyball Team
- 2018-19 ACC Academic Honor Roll
- 2017 ACC All-Freshmen Team
- 2017 Prep Volleyball All-Freshman Honorable Mention

AT THE NET

- Has played in 26 matches.
- Recorded a season high 17 kills, five digs, one assist and one block against Boston College (11/8). Posted eight kills and four digs versus Syracuse (11/10).
- Tallied 5 kills and 12 digs against Wake (11/24). 12 digs is her 10th double-digit dig performance.
- Recorded 13 kills, 10 digs and her season high of two blocks against Florida State (11/1) ... Posted 10 kills, one assist and eight digs versus Miami (11/3)
- Double-digit kills in 24 matches and 15-plus in eight matches in 2018 and recorded nine double-doubles on the season.

SEASON HIGHS

Kills..... 17 at Boston College (11/8/19)
Hitting percentage..... .281 vs. No. 23 Louisville (10/20/2019)
Assists..... 3 vs. No. 4 Pitt (9/29/19)
Aces..... 2, at Clemson (11/21/19)
Digs..... 16, 3x, last vs. Notre Dame (10/18/19)
Blocks..... 2 vs. Florida State (11/1/19)

CAREER HIGHS

Kills..... 30 vs. Idaho State (8/25/17)
Hitting percentage..... .591 vs. USC Upstate (8/24/18)
Assists..... 2, 4x
Aces..... 3, 2x
Digs..... 16, 3x, last vs. Notre Dame (10/18/19)
Blocks..... 5 vs. Florida State (11/17/17)

MATCH-BY-MATCH STATS

Date	Opponent	SP	K	E	TA	PCT	A	TA	PCT	SA	SE	TA	PCT	RE	TA	PCT	DIGS	BS	BA	TOTAL	BHE	POINTS	HITS%	SCORE	
08/30/2019	vs USC Upstate	*2	0	0	1	0.000	1	1	1.000	1	1	4	.750	1	8	.875	0	0	0	0	0	0	1.0	224	3-1
08/30/2019	at Miami (OH)	*3	0	0	1	0.000	0	0	0.000	0	0	7	.857	5	0	0	0	0	0	0	0	0	0.0	164	1-3
09/06/2019	vs Elon	*4	7	3	26	.154	0	2	.000	2	5	6.000	0	18	1.000	10	0	1	1.0	0	0	7.5	214	3-1	
09/07/2019	vs Davidson	*4	7	5	28	.071	2	5	.400	0	10	1.000	1	20	.950	7	0	0	0	0	0	7.0	179	3-1	
09/07/2019	at Liberty	*3	1	1	6	.000	0	2	.000	0	0	0	0.000	5	20	.750	3	0	0	0	0	1.0	159	1-3	
09/10/2019	at VCU	*4	15	12	42	.071	1	4	.250	1	14	.929	0	13	1.000	6	0	1	1.0	0	0	16.5	220	1-3	
09/13/2019	vs UC Irvine	*1	0	0	0	0.000	0	0	0.000	0	0	0	0.000	0	0	0.000	0	0	0	0	0	0.0	253	3-2	
09/20/2019	Chattanooga	*2	4	2	13	.154	0	1	.000	0	4	1.000	1	8	.875	2	0	1	1.0	0	0	4.5	190	3-2	
09/21/2019	Arkansas St.	*1	2	1	5	.200	0	0	0.000	0	0	0	0.000	1	3	.667	0	0	0	0	0	2.0	130	1-3	
09/21/2019	Charlotte	*2	3	2	18	.056	1	3	.333	0	0	4	1.000	1	11	.909	7	0	0	0	0	3.0	174	0-3	
09/27/2019	at Virginia	*4	10	4	32	.188	3	5	.600	0	2	15	.867	3	23	.870	9	0	1	1.0	0	10.5	204	1-3	
09/29/2019	at Pittsburgh	*3	8	3	19	.421	0	2	.000	0	2	11	.818	0	12	1.000	7	0	0	0	0	8.0	263	0-3	
10/04/2019	at NC State	*5	14	4	42	.238	0	3	.000	0	1	15	.933	1	45	.978	16	0	1	1.0	0	14.5	153	2-3	
10/06/2019	at North Carolina	*4	12	4	30	.400	1	4	.250	0	2	17	.882	0	27	1.000	16	0	0	0	0	12.0	346	1-3	
10/11/2019	Clemson	*4	12	6	38	.158	1	1	1.000	0	3	12	.750	3	37	.919	15	0	1	1.0	0	12.5	120	1-3	
10/13/2019	Georgia Tech	*3	6	3	22	.136	0	0	0.000	0	0	6	1.000	3	19	.842	4	0	0	0	0	6.0	113	0-3	
10/18/2019	Notre Dame	*3	12	4	29	.276	0	1	0.000	1	2	10	.800	1	22	.955	16	0	0	0	0	13.0	161	1-3	
10/20/2019	Louisville	*4	12	3	32	.281	2	6	.333	0	1	12	.917	1	34	.971	9	2	1	0	3.0	14.5	235	3-1	
10/25/2019	at Duke	*4	14	6	47	.170	0	2	.000	3	2	15	.867	2	29	.931	14	0	0	0	0	17.0	130	1-3	
10/27/2019	at Wake Forest	*5	13	8	53	.245	3	4	.750	1	2	17	.882	0	17	1.000	12	0	3	1.0	0	15.5	331	3-2	
11/01/2019	Florida St.	*3	13	8	39	.128	0	3	.000	0	2	7	.714	2	19	.895	10	0	2	2.0	0	14.0	041	0-3	
11/03/2019	Miami (FL)	*4	10	11	39	-.006	1	7	.143	0	1	12	.917	0	15	1.000	8	0	0	0	0	10.0	068	1-3	
11/08/2019	at Boston College	*3	17	9	40	.425	1	2	.500	1	1	8	.875	0	13	1.000	5	0	1	1.0	0	18.5	299	0-3	
11/10/2019	at Syracuse	*5	8	4	30	.133	0	2	.000	0	0	6	1.000	1	17	.941	4	0	0	0	0	8.0	078	0-3	
11/15/2019	at Clemson	*5	15	9	43	.349	1	5	.200	2	3	14	.786	1	26	.962	10	1	1	2.0	0	18.5	335	3-2	
11/24/2019	Wake Forest	*3	5	9	34	-.118	1	5	.200	1	3	14	.786	0	12	1.000	12	1	0	2.0	0	7.5	047	0-3	
Totals			86	220	121	.708	140	18	.70	.257	11	31	.232	.866	29	.475	.939	107	4	15	1	11.5	1	242.5	

Player Averages	Sets Played	Kills per set	Assists per set	Service aces per set	Digs per set	Blocks per set	Points per set
	86	2.56	0.21	0.13	2.41	0.13	2.82



ANABEL ZIER (ZEER)

Freshman | 6-2
MB/RS | Blacksburg, Va.

High School/Club Team
Blacksburg | River Valley Juniors - Coastal

Major: Biology

2

AT THE NET

- Has played all 29 matches.
- Posted two kills and two blocks versus Wake (11/24)
- Recorded eight kills, one block and one dig against Clemson (11/15)
- Had six kills versus Syracuse (11/10) ... Recorded four kills and two blocks against Boston College (11/8)
- Had four kills and three blocks against Miami (11/3)
- Recorded three kills and two blocks against Florida State (11/1).
- Was steady at Duke (10/25) and Wake Forest (10/27), getting six kills at Wake and five against Duke.
- Posted a career-high eight blocks versus USC Upstate (8/30) in the season opener.
- Four-year varsity letterwinner.
- Coached by Nicole Taylor at Blacksburg HS.
- Led Bruins to the 2016 state championship match.
- Guided Bruins to district and regional championships, as well as the state semifinals.
- Racked up over 1,000 kills.

SEASON/CAREER HIGHS

Kills..... 10, 2x, last at Miami (Ohio) (8/30/19)
Hitting percentage..... .529 at North Carolina (10/6/19)
Assists..... 1 vs. Arkansas State (9/20/19)
Aces..... 1, 5x, last at NC State (10/4/19)
Digs..... 3, 2x, last vs. UC Irvine (9/13/19)
Blocks..... 8, 2x, last vs. Elon (9/7/19)

MATCH-BY-MATCH STATS

Date	Opponent	SP	K	E	TA	PCT	A	TA	PCT	SA	SE	TA	PCT	RE	TA	PCT	DIGS	BS	BA	TOTAL	BHE	POINTS	HITS%	SCORE		
08/30/2019	vs USC Upstate	*4	10	4	20	.300	0	1	.000	0	3	5	.400	0	0	.000	0	0	3	5	0	8.0	0	15.5	234	3-1
08/30/2019	at Miami (OH)	*4	10	3	21	.333	0	1	.000	1	3	11	.727	0	0	.000	0	0	2	0	2.0	0	32.0	164	1-3	
09/06/2019	vs Elon	*4	6	1	12	.417	0	3	.000	0	0	5	1.000	0	0	.000	0	0	1	7	1	8.0	0	10.5	214	3-1
09/07/2019	vs Davidson	*4	8	4	20	.200	0	0	.000	1	1	6	.833	0	0	.000	0	2	3	0	5.0	0	12.5	179	3-1	
09/07/2019	at Liberty	*4	4	2	23	.087	0	2	.000	0	2	8	.750	0	0	.000	0	2	0	1	1.0	0	4.5	159	1-3	
09/10/2019	at VCU	*4	5	1	11	.364	0	1	.000	0	2	11	.818	0	0	.000	3	0	3	1	3.0	0	6.5	220	1-3	
09/13/2019	vs UC Irvine	*5	7	3	18	.222	0	5	.000	0	0	9	1.000	0	0	.000	3	2	4	0	6.0	0	11.0	253	3-2	
09/13/2019	vs Loyola Chicago	*4	5	3	12	.167	0	1	.000	0	2	12	.833	0	0	.000	1	0	0	2	0	5.0	333	3-1		
09/14/2019	at Air Force	*4	5	1	11	.364	0	0	.000	1	1	13	.923	0	0	.000	2	2	5	0	7.0	0	10.5	202	3-1	
09/20/2019	Chattanooga	*5	8	4	20	.200	0	0	0.000	0	0	14	1.000	0	0	.000	2	0	2	0	2.0	0	9.0	190	3-2	
09/20/2019	Arkansas St.	*4	5	1	11	.364	1	1	1.000	1	4	16	.750	0	0	.000	1	0	1	1	1.0	0	6.5	130	1-3	
09/21/2019	Charlotte	*3	3	1	6	.333	0	1	.000	1	2	8	.750	0	0	.000	0	0	0	0	0	4.0	174	0-3		
09/27/2019	at Virginia	*4	9	1	17	.471	0	2	.000	1	0	7	1.000	0	0	.000	1	1	1	1	2.0	0	11.5	204	1-3	
09/29/2019	at Pittsburgh	*3	4	2	15	.267	0	2	.000	0	5	8	.375	0	0	.000	1	1	0	1	1.0	0	5.0	263	0-3	
10/04/2019	at NC State	*5	9	3	28	.214	1	2	.500	1	3	10	.700	0	0	.000	2	0	3	0	3.0	0	11.5	153	2-3	
10/06/2019	at North Carolina	*4	9	0	17	.529	0	1	.000	0	1	7	.857	0	0	.000	1	0	2	0	2.0	0	10.0	346	1-3	
10/11/2019	Clemson	*4	4	4	13	.000	0	1	.000	0	0	0	.000	0	0	.000	2	0	3	0	3.0	1	5.5	120	1-3	
10/13/2019	Georgia Tech	*3	2																							



CERA POWELL (SEER-UH)

Freshman | 6-0
OH | Pittsboro, N.C.

High School/Club Team
Northwood | Triangle

Major: Human Nutrition, Foods and Exercise

3

Amy Svoboda Memorial Classic All-Tournament Team

AT THE NET

- Has played all 28 matches.
- Had five kills and two digs against Wake (11/24)
- Had seven kills, two blocks and five digs versus Clemson (11/15)
- Recorded six kills, two digs and four blocks against Boston College (11/8). Had three kills, one dig and one block versus Syracuse (11/10).
- Posted eight kills and seven digs against Miami (11/3) ... Recorded eight kills against Florida State (11/1).
- Posted at least eight kills in both matches this past weekend at Duke (10/25) and Wake Forest (10/27).
- Four-year varsity letterwinner and three-time all-conference.
- Led the Chargers to the third round of the 2018 NCHSAA state tournament.
- Two-time Student Council Class Senator.

SEASON/CAREER HIGHS

Kills.....17 vs. UC Irvine (9/13/19)
Hitting percentage......500 vs. Loyola Chicago (9/13/19)
Assists.....2 vs. Clemson (10/11/19)
Aces.....2 at Miami (Ohio) (8/30/19)
Digs.....8 at Miami (Ohio) (8/30/19)
Blocks.....6 at Air Force (9/14/19)

MATCH-BY-MATCH STATS

Individual Match-by-Match All games as of Nov 24, 2019

#3 POWELL, Cera

Date	Opponent	Attack				Set				Serve				Receipt				Blocking				Team					
		SP	K	E	TA	PCT	A	TA	PCT	SA	SE	TA	PCT	RE	TA	PCT	RE	TA	PCT	DIGS	B	BA	TOTAL	BHE	POINTS		
08/30/2019	vs USC Upstate	*4	12	4	34	.235	0	2	.000	1	0	7	1.000	0	1	1.000	4	0	5	0	0	0	0	0	15.5	234	3-1
08/30/2019	at Miami (OH)	*4	8	5	35	.086	0	1	.000	2	2	16	.875	1	4	.750	8	0	0	0	0	0	0	0	10.0	164	1-3
08/31/2019	vs Northwestern	*3	3	3	22	.000	0	0	0	0	0	0	0.000	0	1	0	1	0	1	0	0	0	0	0	3.5	070	0-3
09/06/2019	vs Elon	*4	8	2	32	.188	0	1	.000	0	0	0	0.000	0	1	1.000	0	0	4	0	0	0	0	0	10.0	214	3-1
09/07/2019	vs Davidson	*4	7	1	28	.214	0	1	.000	0	0	0	0.000	1	2	1.000	2	5	0	0	1	1	0	0	7.5	179	3-1
09/07/2019	at Liberty	*4	7	7	25	.000	0	2	.000	0	0	0	0.000	0	1	1.000	0	0	0	0	0	0	0	0	7.0	159	1-3
09/10/2019	at VCU	*4	9	4	20	.250	0	2	.000	0	0	0	0.000	0	2	1.000	0	0	0	0	0	0	0	0	9.0	220	1-3
09/13/2019	vs UC Irvine	*5	17	6	38	.289	0	1	.000	0	0	0	0.000	0	0	0.000	1	0	0	0	0	0	0	0	17.0	253	3-2
09/13/2019	vs Loyola Chicago	*4	16	2	28	.500	1	6	.167	0	0	0	0.000	0	0	0.000	1	1	0	0	1	0	1	0	17.0	333	3-1
09/14/2019	at Air Force	*4	14	5	40	.225	0	1	.000	0	0	1	1.000	0	0	0.000	0	1	5	0	0	0	0	0	17.5	202	3-1
09/20/2019	Chattanooga	*5	9	7	45	.044	0	1	.000	0	0	0	0.000	0	0	0.000	0	0	1	0	1	0	0	0	9.5	190	3-2
09/20/2019	Arkansas St.	*4	9	5	33	.121	0	1	.000	0	0	0	0.000	0	0	0.000	0	0	3	0	2	0	0	0	10.0	130	1-3
09/21/2019	Charlotte	*3	7	4	21	.143	0	2	.000	0	0	0	0.000	0	0	0.000	1	0	0	0	0	0	0	0	7.0	174	0-3
09/27/2019	at Virginia	*3	3	6	23	.130	0	3	.000	0	0	0	0.000	0	0	0.000	1	0	0	0	1	0	0	0	3.0	204	1-3
09/29/2019	at Pittsburgh	*3	5	4	29	.172	0	1	.000	0	0	0	0.000	0	1	0	0	0	0	0	1	0	0	0	6.0	263	0-3
10/04/2019	at NC State	*5	14	8	55	.109	0	1	.000	0	0	0	0.000	0	4	1	0	0	0	0	1	0	0	0	15.5	153	2-3
10/06/2019	at North Carolina	*4	13	6	53	.245	1	1	1.000	0	0	0	0.000	0	0	0.000	3	0	2	0	2	0	0	0	14.0	346	1-3
10/11/2019	Clemson	*4	5	6	30	.033	2	2	1.000	0	0	0	0.000	0	0	0.000	6	0	0	0	0	0	0	0	5.0	120	1-3
10/13/2019	Georgia Tech	*3	8	2	24	.250	0	1	.000	0	0	0	0.000	0	0	0.000	3	0	1	0	1	0	0	0	8.5	113	0-3
10/18/2019	Notre Dame	*4	11	4	35	.200	0	3	.000	0	2	14	.857	0	0	0.000	2	0	0	0	0	0	0	0	11.0	161	1-3
10/20/2019	Louisville	*4	12	2	35	.286	1	2	.500	0	4	15	.733	0	1	1.000	2	0	0	0	0	0	0	0	12.0	235	3-1
10/25/2019	at Duke	*4	8	5	32	.094	0	0	0.000	0	1	8	.875	0	1	1.000	1	0	2	0	2	0	0	0	9.0	130	1-3
10/27/2019	at Wake Forest	*5	9	5	35	.250	2	4	.500	1	1	13	.923	0	0	0.000	4	1	3	1	4	0	0	0	12.5	331	3-2
11/01/2019	Florida St.	*3	8	5	28	.107	0	3	.000	0	1	13	1.000	0	0	0.000	0	0	0	0	0	0	0	0	9.0	041	1-3
11/03/2019	Miami (FL)	*4	8	4	29	.138	0	2	.000	0	1	8	.875	0	0	0.000	7	0	0	0	0	0	0	0	8.0	068	1-3
11/08/2019	at Boston College	*5	6	2	28	.214	0	0	.000	0	1	10	.900	0	0	0.000	2	0	4	0	0	0	0	0	8.0	299	0-3
11/10/2019	at Syracuse	*3	3	2	11	.091	0	3	.000	0	0	0	0.000	0	0	0.000	1	0	1	0	0	0	0	0	3.5	078	0-3
11/15/2019	at Clemson	*5	7	4	26	.269	0	3	.000	0	2	2	.000	0	0	0.000	5	0	2	1	2	0	0	0	8.0	335	3-2
11/24/2019	Wake Forest	*3	5	4	21	.048	0	0	0.000	0	0	0	0.000	0	1	1.000	2	0	0	1	0	0	0	0	5.0	047	0-3
Totals			112	251	124	896	.142	7	.50	140	5	14	108	.870	2	15	.867	66	5	35	4	22.5	1	278.5			

Player Averages	Sets Played	Kills per set	Assists per set	Service aces per set	Digs per set	Blocks per set	Points per set
	112	2.24	0.06	0.04	0.59	0.20	2.49



LOGAN MOSLEY

Freshman | 5-6
L/DS | Apex, N.C.

High School/Club Team
Cary Christian | Triangle

Major: University Studies

4

Miami Invitational All-Tournament Team

AT THE NET

- Has played in all 29 matches, playing 27 at libero.
- Scooped up 12 digs in the loss to Wake (11/24)
- Had three aces and 13 digs against Clemson (11/15)
- Recorded seven digs and one assist versus Syracuse (11/10). Had nine digs and four assists against Boston College (11/8).
- Set the single-match digs record at Tech in just her fifth match, scooping up 39 digs versus Davidson (9/7).
- Scooped up 16 digs and posted two assists. Had 11 digs versus Florida State (11/1) and recorded an ace.
- Had her double-digit digs streak snap at then-No. 4 Pitt (9/29), getting it up to a career-high seven straight matches.
- Her 20-plus digs marked the first time a Tech freshman accomplished the feat since 2016.
- 2017 NCISAA Player of the Year and first-team all-state.
- Was a key cog in USA Volleyball 18U's championship run at nationals in 2018.
- Led USA Volleyball 16U to a third-place finish at '17 nationals.
- Her mother, Victoria, played college volleyball at Barton.

SEASON/CAREER HIGHS

Kills.....1, 4x, last at UNC (10/6/19)
Hitting percentage.....1.000 at Miami (Ohio) (8/30/19)
Assists.....6, 2x, last at UNC (10/6/19)
Aces.....4 vs. USC Upstate (8/30/19)
Digs.....39 vs. Davidson (9/7/19)
Blocks.....

MATCH-BY-MATCH STATS

Date	Opponent	Attack				Set				Serve				Receipt				Blocking				Team					
		SP	K	E	TA	PCT	A	TA	PCT	SA	SE	TA	PCT	RE	TA	PCT	RE	TA	PCT	DIGS	B	BA	TOTAL	BHE	POINTS		
08/30/2019	vs USC Upstate	*4	0	0	0	.000	2	12	.167	4	0	26	1.000	0	11	1.000	19	0	0	0	0	0	0	0	4.0	234	3-1
08/30/2019	at Miami (OH)	*4	1	0	1	1.000	6	17	.353	0	0	11	1.000	0	30	1.000	24	0	0	0	0	0	0	0	1.0	164	1-3
08/31/2019	vs Northwestern	*3	0	0	0	.000	2	10	.200	3	0	14	1.000	1	18	.944	17	0	0	0	0	0	0	0	3.0	070	0-3
09/06/2019	vs Elon	*4	0	0	1	.000	2	9	.222	1	0	19	1.000	2	18	.889	21	0	0	0	0	0	0	0	1.0	214	3-1
09/07/2019	vs Davidson	*4	0	0	1	.000	3	13	.231	1	2	18	.889	1	26	.962	39	0	0	0	0	0	0	0	1.0	179	3-1
09/07/2019	at Liberty	*4	1	0	2	.500	5	18	.278	0	0	18	1.000	2	31	.935	16	0	0	0	0	0	0	0	1.0	159	1-3
09/10/2019	at VCU	*4	0	0	0	.000	5	13	.385	0	1	16	.938	3	37	.919	9	0	0	0	0	0	0	0	0.0	220	1-3
09/13/2019	vs UC Irvine	*5	0	0	1	.000	1	17	.059	1	1	19	.947	1	26	.962	22	0	0	0	0	0	0	0	1.0	253	3-2
09/13/2019	vs Loyola Chicago	*4	1	1	3	.000	3	12	.250	0	0	14	1.000	2	22	1.000	13	0	0	0	0	0	0	0	1.0	333	3-1
09/14/2019	at Air Force	*4	1	0	0	.000	4	15	.267	0	0	16	1.000	1	15	.933	12	0	0	0	0	0	0	0	0.0	202	3-1
09/20/2019	Chattanooga	*5	0	0	0	.000	5	14	.357	2	1	24	.958														



CAROL RAFFETY

Senior | 5-11
L/DS | Novato, Calif.

High School/Club Team
Marin Catholic | Absolute

Major: Criminology

5

**Two-time ACC Academic Honor Roll
2018-19 All-ACC Academic Volleyball Team**

AT THE NET

- Has played in eight matches.
- Scooped up a season-high nine digs and had two assists at Air Force (9/14).
- Tallied seven digs and two assists at Miami (Ohio) (8/30).
- Tied a career-high four aces and posted five digs versus USC Upstate (8/30).
- Currently No. 6 all-time in program history for career digs.
- Had nine 20-plus dig matches in 2018.
- Registered 13 digs, including her 1,000th career dig in the third set to become the 18th Hokie to ever accomplish the feat, and three assists versus IUPUI (9/7).
- Played in all 30 matches in 2018.
- Broke the freshman digs record with 481 in 2016, a mark that had been held by Amanda Cloyd since 2004.

SEASON HIGHS

Kills..... 1 vs. USC Upstate (8/30/19)
Hitting percentage..... 1.000 vs. USC Upstate (8/30/19)
Assists 2, 2x, last at Air Force (9/14/19)
Aces 4 vs. USC Upstate (8/30/19)
Digs..... 9 at Air Force (9/14/19)
Blocks

CAREER HIGHS

Kills..... 9 at Florida State (10/14/16)
Hitting percentage..... 1.00 (2x)
Assists 7 (2x)
Aces 4, 2x, vs. USC Upstate (8/30/19)
Digs..... 28 vs. Appalachian State (8/26/16)
Blocks..... 1 at Florida State (10/14/16)

MATCH-BY-MATCH STATS

Date	Opponent	Attack			Set			Serve			Recept			Blocking			Team														
		SP	K	E	TA	PCT	A	TA	PCT	S	A	E	TA	PCT	R	E	TA	PCT	D	B	S	B	A	B	TOTAL	B	H	E	POINTS	HIT%	SCORE
08/30/2019	vs USC Upstate	4	1	0	1	1.000	0	1	.000	4	3	25	880	1	11	909	5	0	0	0	0	0	0	0	0	0	0	0	5.0	.234	3-1
08/30/2019	at Miami (OH)	4	0	0	0	.000	2	4	.500	0	1	15	.933	0	15	1,000	7	0	0	0	0	0	0	0	0	0	0	0.0	.164	1-3	
08/31/2019	vs Northwestern	*2	0	0	0	.000	1	2	.500	0	1	4	.750	1	8	.875	2	0	0	0	0	0	0	0	0	0	0	0.0	.070	0-3	
09/13/2019	vs UC Irvine	4	0	0	0	.000	0	0	.000	0	1	4	.750	0	6	1,000	1	0	0	0	0	0	0	0	0	0	0	0.0	.253	3-2	
09/13/2019	vs Loyola Chicago	4	0	0	1	.000	2	2	1.000	0	2	9	.778	0	17	1,000	3	0	0	0	0	0	0	0	0	0	0	0.0	.333	3-1	
09/14/2019	at Air Force	4	0	0	0	.000	2	3	.667	0	1	5	.800	1	6	.833	9	0	0	0	0	0	0	0	0	0	0	0.0	.202	3-1	
09/20/2019	Chattanooga	5	0	0	0	.000	0	1	.000	0	0	0	.000	1	20	.950	4	0	0	0	0	0	0	0	0	0	0.0	.190	3-2		
09/20/2019	Arkansas St.	3	0	0	0	.000	0	0	.000	0	0	0	.000	0	4	1,000	0	0	0	0	0	0	0	0	0	0	0.0	.130	1-3		
Totals		30	1	0	2	.500	7	13	.538	4	9	62	.855	4	87	.954	31	0	0	0	0	0	0	0	0	0	0	5.0			

Player Averages						
Sets Played	Kills per set	Assists per set	Service aces per set	Digs per set	Blocks per set	Points per set
30	0.03	0.23	0.13	1.03	0.00	0.17



ANGEL ROBINSON

Sophomore | 6-0
MB | Norman, Okla.

High School/Club Team
Norman North | Peak

Major: Human Development

6

AT THE NET

- Has played in 11 matches.
- Had two kills, one assist and three blocks against Boston College (11/8).
- Recorded one kill against the Demon Deacons (11/24)
- Had four kills and two blocks against Miami (11/3)
- Recorded her second-highest kill total of the season at North Carolina (10/6) with five.
- Collected a season-high seven kills and four blocks at Liberty (9/7).
- Tallied three kills, one assist and two blocks against USC Upstate (8/30) in the season opener.
- Put down the first kill of her career versus Presbyterian (8/25).
- Four-year letterwinner coached by Stephanie Kane at North Norman.
- Guided North Norman to the OSSAA 6A State title match two years in a row, finishing runner-up in 2016 and 2017.

SEASON HIGHS

Kills..... 7 at Liberty (9/7/19)
Hitting percentage..... 500 vs. Davidson (9/7/19)
Assists 1 vs. USC Upstate (8/30/19)
Aces
Digs.....
Blocks..... 4 at Liberty (9/7/19)

CAREER HIGHS

Kills..... 11 vs. Clemson (11/21/18)
Hitting percentage..... 615 at Syracuse (11/8/18)
Assists
Aces 1 vs. William & Mary (8/31/18)
Digs..... 1 (2x)
Blocks..... 6 vs. Duke (10/21/18)

MATCH-BY-MATCH STATS

NCAA Individual Match-by-Match All games Page 6/16 as of Nov 24, 2019

#6 ROBINSON, Angel

Date	Opponent	Attack			Set			Serve			Recept			Blocking			Team												
		SP	K	E	TA	PCT	A	TA	PCT	S	A	E	TA	PCT	R	E	TA	PCT	D	B	S	B	A	B	TOTAL	B	H	E	POINTS
08/30/2019	vs USC Upstate	*2	3	2	11	.091	1	1	1.000	0	0	0	.000	0	0	.000	0	0	0	0	0	0	2	0	2.0	0	4.0	.234	3-1
09/07/2019	vs Davidson	*1	2	0	4	.500	0	1	.000	0	0	0	.000	0	0	.000	0	0	0	0	0	0	0	0	0	0	2.0	.179	3-1
09/07/2019	at Liberty	4	7	5	20	.100	0	1	.000	0	0	0	.000	0	0	.000	0	0	0	0	0	1	3	4.0	0	9.5	.159	1-3	
09/13/2019	vs UC Irvine	1	0	0	1	.000	0	0	.000	0	0	0	.000	0	0	.000	0	0	0	0	0	0	0	0	0	0.0	.253	3-2	
10/04/2019	at NC State	4	3	0	10	.300	0	0	.000	0	0	0	.000	0	0	.000	0	0	0	0	0	0	0	0	0	3.0	.153	2-3	
10/05/2019	at North Carolina	*4	5	3	17	.294	1	1	1.000	0	0	0	.000	0	0	.000	0	0	0	0	0	1	0	1.0	0	6.0	.346	1-3	
10/18/2019	Notre Dame	1	0	1	3	.333	0	0	.000	0	0	0	.000	0	0	.000	0	0	0	0	0	0	0	0	0	0.0	.161	1-3	
11/01/2019	Florida St.	1	0	0	0	.000	0	0	.000	0	0	0	.000	0	0	.000	0	0	0	0	0	0	0	0	0	0.0	.041	0-3	
11/03/2019	Miami (FL)	2	4	1	8	.375	0	0	.000	0	0	0	.000	0	0	.000	0	0	0	0	0	1	1	2.0	0	5.5	.068	1-3	
11/08/2019	at Boston College	*2	2	5	10	.200	1	1	1.000	0	0	0	.000	0	0	.000	0	0	0	0	0	1	0	3.0	0	3.5	.299	0-3	
11/24/2019	Wake Forest	1	1	0	2	.500	0	0	.000	0	0	0	.000	0	0	.000	0	0	0	0	0	0	0	0	0	1.0	.047	0-3	
Totals		23	27	17	86	.116	3	5	.600	0	0	0	.000	0	0	.000	0	0	0	0	0	1	3	9	0	7.5	0	34.5	

Player Averages						
Sets Played	Kills per set	Assists per set	Service aces per set	Digs per set	Blocks per set	Points per set
23	1.17	0.13	0.00	0.04	0.33	1.50



SARAH JANE LYNCH

Sophomore | 6-2
S | Roswell, Ga.

High School/Club Team
Mount Pisgah Christian | A5

Major: Computer Science

11



ESTER TALAMAZZI (Tal-uh-MAHT-zee)

Senior | 6-0
OH | Campo Ligure, Genoa, Italy

High School/Club Team
Liceo Scientifico A. Antonelli | Volleyro'

Major: Marketing

14

2018-19 ACC Academic Honor Roll

AT THE NET

- Has played in 14 matches.
- Had 19 assists, three aces and four digs against Clemson (11/15)
- Dished out nine assists along with one kill and two digs versus Wake (11/24)
- Recorded 14 assists and career-highs in aces and blocks with two a piece against Miami (11/3).
- Came in versus Duke (10/25) and filled in nicely, dishing out an ACC-high 15 assists to go along with a career-high 4 digs.
- Recorded her first-ever kill against Charlotte (9/21).
- Posted five assists and three digs versus Miami (Ohio) (8/30).
- Racked up a career-high 21 assists and three digs versus USC Upstate (8/30) in the season opener.
- Played in 19 matches in 2018.
- Named to the Class of 2018 Senior Aces Top 150.
- First team GHSA All-State in 2016.
- Guided A5 to the 2016 USA Volleyball National Championship crown in 16-U Open Division.

SEASON HIGHS

Kills..... 1 vs. Wake Forest (11/24/19)
Hitting percentage..... 1.000 vs. Charlotte (9/21/19)
Assists 21 vs. USC Upstate (8/30/19)
Aces 1, 3x, last vs. Clemson (10/11/19)
Digs..... 3, 2x, last at Miami (Ohio) (8/30/19)
Blocks..... 1 vs. Davidson (9/7/19)

CAREER HIGHS

Kills..... 1 vs. Charlotte (9/21/19)
Hitting percentage..... 1.000 vs. Charlotte (9/21/19)
Assists 21 vs. USC Upstate (8/30/19)
Aces 2 at Georgia Tech (10/5/18)
Digs..... 3, 3x, last at Miami (Ohio) (8/30/19)
Blocks..... 1 vs. Davidson (9/7/19)

MATCH-BY-MATCH STATS

Date	Opponent	Attack			Set			Serve			Recept			Blocking			Team													
		SP	K	E	TA	PCT	A	TA	PCT	SA	SE	TA	PCT	RE	TA	PCT	DIG	BS	BA	B	TOTAL	BHE	POINTS	HIT%	SCORE					
08/30/2019	vs USC Upstate	2	0	0	4	.000	21	47	.447	0	0	4	1.000	0	0	.000	3	0	0	0	0	0	0	0	0	0	6.0	234	3-1	
08/30/2019	at Miami (OH)	*1	0	0	1	.000	5	23	.217	0	0	2	1.000	0	0	.000	3	0	0	0	0	0	0	0	0	0	0.0	164	1-3	
09/07/2019	vs Davidson	1	1	0	2	.500	5	16	.313	0	1	4	.750	0	0	.000	2	0	1	0	1	0	0	0	0	0	1.5	179	3-1	
09/20/2019	Chattanooga	1	0	0	1	.000	0	0	.000	1	0	1	1.000	0	0	.000	0	0	0	0	0	0	0	0	0	0	1.0	190	3-2	
09/21/2019	Charlotte	1	1	0	1	1.000	1	5	200	0	0	3	1.000	0	0	.000	0	0	0	0	0	0	0	0	0	0	2	10	174	0-3
09/27/2019	at Virginia	2	0	0	0	.000	0	0	.000	1	0	3	1.000	0	0	.000	0	0	0	0	0	0	0	0	0	0	1.0	204	1-3	
10/04/2019	at NC State	3	0	0	0	.000	0	0	.000	0	0	6	1.000	0	0	.000	0	0	0	0	0	0	0	0	0	0	0.0	153	2-3	
10/06/2019	at North Carolina	3	0	0	0	.000	0	0	.000	0	0	4	1.000	0	0	.000	0	0	0	0	0	0	0	0	0	0	0.0	346	1-3	
10/11/2019	Clemson	*4	0	0	0	.000	0	1	.000	1	1	13	.923	0	0	.000	1	0	0	0	0	0	0	0	0	0	1.0	120	1-3	
10/13/2019	Georgia Tech	1	0	0	0	.000	0	0	.000	0	0	1	1.000	0	0	.000	0	0	0	0	0	0	0	0	0	0	0.0	113	0-3	
10/25/2019	at Duke	2	0	0	1	.000	15	41	.366	0	0	8	1.000	0	0	.000	4	0	1	0	1	0	0	0	0	0	0.5	130	1-3	
11/03/2019	Miami (FL)	2	0	0	0	.000	14	48	.292	2	0	9	1.000	0	0	.000	3	0	2	0	2	0	0	0	0	0	3.0	068	1-3	
11/15/2019	at Clemson	3	1	0	5	.200	19	59	.322	3	1	9	.889	0	0	.000	4	0	1	0	1	0	0	0	0	0	4.5	335	3-2	
11/24/2019	Wake Forest	1	1	0	4	.250	9	34	.265	0	0	3	1.000	0	0	.000	2	0	0	0	0	0	0	0	0	0	1.0	047	0-3	
Totals		27	4	0	18	.222	89	274	.325	8	3	70	.957	0	0	.000	22	0	5	0	2	5	2	14.5						

Player Averages

**Two-time ACC Academic Honor Roll
2017-18 All-ACC Academic Volleyball Team
ACC Freshman of the Week (9/4/17)**

AT THE NET

- Has played in 14 matches.
- Posted six digs versus NC State (10/4)
- Tallied five kills and two digs against UVA (9/27).
- Finished with 11 digs and tied a season-high two aces against Charlotte (9/21).
- Scooped up a season-high 12 digs against Elon (9/6).
- Posted four kills, two service aces and three digs against USC Upstate (8/30) in the season opener.
- Played in all 30 matches, drawing 28 starts in 2018.
- Set a career-high eight aces, tied for the second-most in school history, with five kills versus William & Mary (8/31).
- Scooped up a career-high 22 digs and put down nine kills in a near double-double effort in Tech's clash with Charlotte (8/25).
- Tied with Annie Spicer for 8th all-time (290) in freshman kills.

SEASON HIGHS

Kills..... 5, 2x, last at UVA (9/27/19)
Hitting percentage..... 308 at Liberty (9/7/19)
Assists 3, 2x, last vs. Davidson (9/7/19)
Aces 2, 3x, last vs. Charlotte (9/21/19)
Digs..... 12 vs. Elon (9/6/19)
Blocks..... 1 at Air Force (9/14/19)

CAREER HIGHS

Kills..... 17 vs. Notre Dame (10/8/17)
Hitting percentage..... 462 vs. South Dakota State (8/25/17)
Assists 3, 3x, last vs. Davidson (9/7/19)
Aces 8 vs. William & Mary (8/31/18)
Digs..... 22 at Charlotte (8/25/18)
Blocks..... 5 at Boston College (11/16/18)

MATCH-BY-MATCH STATS

Date	Opponent	Attack			Set			Serve			Recept			Blocking			Team											
		SP	K	E	TA	PCT	A	TA	PCT	SA	SE	TA	PCT	RE	TA	PCT	DIG	BS	BA	B	TOTAL	BHE	POINTS	HIT%	SCORE			
08/30/2019	vs USC Upstate	2	4	3	9	.111	0	0	.000	2	0	8	1.000	1	4	.750	3	0	0	0	0	0	0	0	0	6.0	234	3-1
08/30/2019	at Miami (OH)	1	2	2	6	.000	0	1	.000	0	1	4	.750	0	2	1.000	1	0	0	0	0	0	0	0	0	2.0	164	1-3
09/06/2019	vs Elon	4	0	0	5	.000	3	7	.429	0	2	13	.846	0	0	.000	12	0	0	0	0	0	0	0	0	0.0	214	3-1
09/07/2019	vs Davidson	4	1	3	9	.222	3	3	1.000	2	2	16	.875	0	0	.000	8	0	0	0	0	0	0	0	0	3.0	179	3-1
09/07/2019	at Liberty	*4	4	0	14	.286	0	6	.000	0	2	12	.833	0	3	1.000	9	0	0	0	0	0	0	0	0	4.0	159	1-3
09/10/2019	at VCU	2	0	0	0	.000	0	0	.000	0	2	9	.778	0	0	.000	5	0	0	0	0	0	0	0	0	0.0	220	1-3
09/13/2019	vs Loyola Chicago	1	0	0	0	.000	0	0	.000	0	0	0	.000	0	0	.000	0	0	0	0	0	0	0	0	0	0.0	333	3-1
09/14/2019	at Air Force	1	2	1	7	.143	1	2	.500	0	0	3	1.000	0	3	1.000	2	0	1	0	1	0	0	0	0	2.5	202	3-1
09/20/2019	Chattanooga	2	5	7	18	.111	0	0	.000	2	3	333	0	0	0	.000	4	0	0	0	0	0	0	0	0	5.0	190	3-2
09/21/2019	Charlotte	*3	0	0	1	.000	0	1	.000	2	1	12	.917	0	11	1.000	11	0	0	0	0	0	0	0	0	2.0	174	0-3
09/27/2019	at Virginia	2	5	3	15	.133	0	1	.000	0	0	0	.000	0	2	1.000	2	0	1	0	1	0	0	0	0	5.5	204	1-3
10/04/2019	at NC State	4	0	2	4	.500	3	5	.600	0	2	15	.867	0	5	1.000	6	0	0	0	0	0	0	0	0	0.0	153	2-3
10/06/2019	at North Carolina	1	0	2	2	.000	0	0	.000	0	0	0	.000	0	0	.000	0	0	0	0	0	0	0	0	0	0.0	346	1-3
10/11/2019	Clemson	1	0	1	1	.000	0	0	.000	0	0	0	.000	0	0	.000	0	0	0	0	0	0	0	0	0	0.0	120	1-3
11/15/2019	at Clemson	3	2	1	6	.333	0	0	.000	0	0	0	.000	0	1	1.000	0	0	0	0	0	0	0	0	0	2.0	335	3-2
Totals		35	25	25	97	.000	10	26	.385	6	14	93	.849	1	31	.968	63	0	2	0	1	0	32.0					

Player Averages	Sets Played	Kills per set	Assists per set	Service aces per set	Digs per set	Blocks per set	Points per set
	35	0.71	0.29	0.17	1.80	0.03	0.91



MARISA CERCHIO (Sir-ko)

Junior | 6-3
MB/RS | Cincinnati, Ohio

High School/Club Team
Turpin | NKYYC

Major: Marketing

19

Liberty Invitational All-Tournament Team
Two-time ACC Academic Honor Roll
2018-19 All-ACC Academic Volleyball Team

AT THE NET

- Has played in all 28 matches.
- Posted six kills on 15 attacks against Wake (11/24)
- Had 10 kills, one assist and eight blocks against Clemson (11/15).
- Recorded five kills and two blocks versus Syracuse (11/10). Had five kills and one block against Boston College (11/8).
- Earned double-digit kills in seven straight matches from Sept. 6-14, averaging 3.17 kills per set during that stretch.
- Hit a season-best .831, the third-best mark in school history, with 13 kills and four blocks against William & Mary (8/31).

SEASON HIGHS

Kills.....15, 2x, last at UVA (9/27/19)
Hitting percentage......455 vs. USC Upstate (8/30/19)
Assists 1, 3x, last at No. 4 Pitt (9/27/19)
Aces 1 vs. Georgia Tech (10/13/19)
Digs..... 4 vs. Wake Forest (10/27/19)
Blocks.....5 vs. Elon (9/6/19)

CAREER HIGHS

Kills.....15, 3x, last at UVA (9/27/19)
Hitting percentage..... 1.00 vs. Wake Forest (10/20/17)
Assists 1, 3x, last vs. UC Irvine (9/13/19)
Aces 3 vs. Presbyterian (8/25/18)
Digs.....6 vs. Notre Dame (10/8/17)
Blocks..... 11 vs. Clemson (11/21/18)

MATCH-BY-MATCH STATS

Date	Opponent	SP	Attack			Set			Serve			Recept			Blocking			Team						
			K	E	TA	PCT	A	TA	PCT	SA	SE	TA	PCT	RE	TA	PCT	DIG	BS	BA	BETOTAL	BHE	POINTS	HIT%	SCORE
08/30/2019	vs USC Upstate	*4	11	1	22	.455	0	0	.000	0	0	.000	0	0	.000	2	0	2	0	0	120	234	3-1	
08/31/2019	at Miami (OH)	*4	7	5	27	.259	1	2	.500	0	0	.000	0	1	1.000	0	0	2	1	2	0	8.0	164	1-3
09/06/2019	vs Northwestern	*3	8	6	22	.364	0	0	.000	0	0	.000	0	0	.000	2	0	3	0	3	0	9.5	070	0-3
09/06/2019	vs Elon	*4	13	1	32	.375	0	0	.000	0	0	.000	0	0	.000	2	0	5	0	5	0	15.5	214	3-1
09/07/2019	vs Davidson	*4	14	5	31	.290	0	1	.000	0	0	.000	0	0	.000	0	4	0	4	0	16.0	179	3-1	
09/07/2019	at Liberty	*4	15	4	38	.289	0	0	.000	0	2	1.000	0	0	.000	1	0	3	0	3	0	16.5	159	1-3
09/10/2019	at VCU	*4	15	4	33	.333	0	0	.000	0	0	.000	0	0	.000	0	0	0	0	0	15.0	220	1-3	
09/13/2019	at UC Irvine	*5	12	6	31	.194	1	1	1.000	0	0	1.000	2	0	2.000	2	0	3	0	3	0	13.5	253	3-2
09/13/2019	vs Loyola Chicago	*4	13	5	28	.286	0	0	.000	0	0	.000	0	0	.000	1	0	2	1	2	0	14.0	323	3-1
09/14/2019	at Air Force	*4	12	5	32	.219	0	0	.000	0	0	.000	0	0	.000	0	0	0	0	0	12.0	202	3-1	
09/20/2019	Chattanooga	*3	6	1	13	.385	0	1	.000	0	0	.000	0	0	.000	1	0	1	0	1	0	6.5	190	3-2
09/20/2019	Arkansas St.	*4	10	8	34	.059	0	1	.000	0	0	.000	0	0	.000	1	0	4	0	4	0	12.0	130	1-3
09/21/2019	Charlotte	*3	8	4	27	.148	0	1	.000	0	0	.000	0	0	.000	2	0	1	1	0	0	8.0	174	0-3
09/27/2019	at Virginia	*4	15	7	33	.242	0	1	.000	0	0	.000	0	0	.000	0	0	1	0	1	0	15.5	204	1-3
09/29/2019	at Pittsburgh	*3	7	4	19	.368	1	2	.500	0	0	.000	0	0	.000	0	0	1	2	1	0	7.5	263	0-3
10/04/2019	at NC State	*5	10	8	34	.059	0	0	.000	0	0	.000	0	0	.000	1	0	0	0	0	10.0	153	2-3	
10/06/2019	at North Carolina	*4	11	4	26	.423	0	0	.000	0	0	.000	0	0	.000	1	1	0	0	1	0	12.0	346	1-3
10/11/2019	Clemson	*4	10	3	24	.292	0	0	.000	0	0	.000	0	1	1.000	0	0	2	0	2	0	11.0	120	1-3
10/13/2019	Georgia Tech	*3	8	1	14	.500	0	1	.000	1	0	1.000	0	0	.000	2	0	2	0	2	0	10.0	113	0-3
10/18/2019	Notre Dame	*4	9	4	31	.161	0	2	.000	0	0	.000	0	0	.000	0	0	1	1	1	0	9.5	161	1-3
10/20/2019	Louisville	*4	11	5	29	.207	0	0	.000	0	0	.000	0	0	.000	1	0	1	0	1	0	11.5	225	3-1
10/25/2019	at Duke	*4	10	7	29	.103	0	0	.000	0	0	.000	0	0	.000	1	0	3	0	3	0	11.5	130	1-3
10/27/2019	at Wake Forest	*5	14	5	37	.378	0	0	.000	0	0	.000	0	0	.000	4	1	4	0	5	0	17.0	331	3-2
11/01/2019	Florida St.	*3	5	4	19	.053	0	1	.000	0	0	.000	0	0	.000	1	0	0	0	0	0	5.0	041	0-3
11/03/2019	Miami (FL)	*4	13	8	30	.167	0	3	.000	0	0	.000	0	0	.000	1	1	1	0	2	0	14.5	068	1-3
11/08/2019	at Boston College	*3	5	6	15	.333	0	0	.000	0	0	.000	0	0	.000	0	0	1	0	1	0	5.5	299	0-3
11/10/2019	at Syracuse	*3	5	1	15	.267	0	0	.000	0	1	1.000	0	1	1.000	0	0	2	0	2	0	6.0	078	0-3
11/15/2019	at Clemson	*5	10	6	24	.417	1	3	.333	0	0	19.1000	0	1	1.000	4	1	7	0	8	0	14.5	335	3-2
11/24/2019	Wake Forest	*3	6	2	15	.267	1	3	.333	0	2	8.7500	0	0	.000	2	0	0	0	0	0	6.0	047	0-3



ABBY MCKINZIE

Senior | 5-9
L/DS | East Leroy, Mich.

High School/Club Team
St. Philip Catholic Central | Dead Frog

Major: Communications

20

Three-time ACC Academic Honor Roll
ACC and VT SAAC President

AT THE NET

- Has played in 25 matches.
- Dished out three assists along with nine digs against the Demon Deacons. (11/24)
- Had four digs and her first kill of the season against Clemson (11/15)
- Had five digs against Syracuse (11/10). Posted five digs versus Boston College (11/8). Recorded a season-high nine digs at Wake Forest (10/27).
- Collected five digs versus Miami (11/3) ... Had seven digs and two assists against Florida State (11/1)
- Had 20 digs at the Hokie Invitational (9/20-21).
- Finished with her second-highest dig total of the season with three against then-No. 22 Louisville (10/12).

SEASON HIGHS

Kills.....1 at Clemson (11/15/19)
Hitting percentage.....
Assists 3 vs. Wake Forest (11/24/19)
Aces 2 vs. Wake Forest (10/27/19)
Digs.....9 vs. Wake Forest (10/27/19)
Blocks.....

CAREER HIGHS

Kills..... 1 vs. Temple (9/2/16)
Hitting percentage..... 1.00 at Temple (9/2/16)
Assists 2, 4x, last at Syracuse (11/18/18)
Aces 4 vs. Robert Morris (9/1/18)
Digs..... 11, 2x, last vs. Idaho State (8/25/17)
Blocks.....

MATCH-BY-MATCH STATS

Date	Opponent	SP	Attack			Set			Serve			Recept			Blocking			Team								
			K	E	TA	PCT	A	TA	PCT	SA	SE	TA	PCT	RE	TA	PCT	DIG	BS	BA	BETOTAL	BHE	POINTS	HIT%	SCORE		
08/30/2019	vs USC Upstate	*2	0	0	0	.000	0	0	.000	0	1	31.667	0	0	.000	0	0	0	0	0	0	0.0	0.0	234	3-1	
08/30/2019	at Miami (OH)	*1	0	0	0	.000	0	0	.000	0	0	21.000	0	0	.000	0	0	0	0	0	0	0.0	0.0	164	1-3	
09/06/2019	vs Northwestern	*1	0	0	0	.000	0	0	.000	1	0	31.000	1	3	66.7	1	0	0	0	0	0	1.0	0.0	0.0	0.0	0.0
09/07/2019	at Liberty	*1	0	0	0	.000	0	0	.000	0	0	31.000	0	1	100.0	0	0	0	0	0	0	0.0	0.0	0.0	0.0	0.0
09/10/2019	at VCU	*2	0	0	0	.000	0	3	.000	0	0	81.000	0	4	100.0	2	0	0	0	0	0	0.0	0.0	0.0	0.0	0.0
09/13/2019	at UC Irvine	*5	0	0	0	.000	0	2	.000	1	1	20.950	0	10	100.0	8	0	0	0	0	0	1.0	253	3-2		
09/13/2019	vs Loyola Chicago	*4	0	0	1	.000	0	3	.000	0	0	14.1000	0	10	100.0	4	0	0	0	0	0	0.0	0.0	0.0	0.0	0.0
09/14/2019	at Air Force	*4	0	0	0	.000	0	5	.000	0	0	15.1000	1	11	90.9	1	0	0	0	0	0	0.0	0.0	0.0	0.0	0.0
09/20/2019	Chattanooga	*5	0	0	0	.000	0	1	5.200	1	1	9.889	1	9	88.9	7	0	0	0	0	0	0.0	0.0	0.0	0.0	0.0
09/20/2019	Arkansas St.	*4	0	0	0	.000	0	3	.000	0	0	11.1000	0	7	100.0	6	0	0	0	0	0	0.0	0.0	0.0	0.0	0.0
09/21/2019	Charlotte	*3	0	0	0	.000	0	0	.000	1	2	10.800	0	12	100.0	7	0	0	0	0	0	0.0	0.0	0.0	0.0	0.0
09/27/2019	at Virginia	*4	0	0	0	.000	2	3	.667	0	1	18.944	2	26	92.3	5	0	0	0	0	0	0.0	0.0	0.0	0.0	0.0
09/29/2019	at Pittsburgh	*3	0	0	0	.000	0	3	.000	1	0	7.1000	0	14	100.0	4	0	0	0	0	0	0.0	0.0	0.0	0.0	0.0
10/04/2019	at NC State	*3	0	0	0	.000	0	2	.000	0	0	41.000	0	21	100.0	1	0	0	0	0	0	0.0	0.0	0.0	0.0	0.0
10/06/2019	at North Carolina	*4	0	0	0	.000	0	2	.000	0	1	17.941	0	13	100.0	7	0	0	0	0	0	0.0	0.0	0.0	0.0	0.0
10/11/2019	Clemson	*1	0	0	0	.000	0	0	.00																	

NCAA STATS								
Aces Per Set (150 ranked)					Sophia Cerino, Western Ky.	0.75	Julia Bergmann, Georgia Tech	0.44
Assists Per Set (150 ranked)	Talyn Jackson	140	6	8.92	Armania Heckenmueller, Cincinnati	12.21	Matti McKissock, Georgia Tech	11.15
Attacks Per Set (150 ranked)					Jordan Thompson, Cincinnati	13.76	Polina Shemanova, Syracuse	11.82
Blocks Per Set (300 ranked)					Jasmin Sneed, VCU	1.66	Taryn Knuth, Florida St.	1.56
Digs Per Set (150 ranked)	Logan Mosley	122	1	4.27	Yumi Garcia, Charlotte	6.47	Logan Mosley, Virginia Tech	4.27
Hitting Percentage (150 ranked)					Lauren Matthews, Western Ky.	0.462	Kodie Comby, Georgia Tech	0.442
Kills Per Set (150 ranked)					Jordan Thompson, Cincinnati	6.43	Polina Shemanova, Syracuse	5.09
Kills SG Highs (0 ranked)								
Points (148 ranked)					Jordan Thompson, Cincinnati	783.0	Polina Shemanova, Syracuse	523.0
Points Per Set (150 ranked)					Jordan Thompson, Cincinnati	7.05	Polina Shemanova, Syracuse	5.75
Service Aces (145 ranked)					Sophia Cerino, Western Ky.	81	Julia Bergmann, Georgia Tech	45
Total Assists (150 ranked)	Talyn Jackson	114	6	963	Rachel Koop, UNI	1,362	Matti McKissock, Georgia Tech	1,148
Total Attacks (150 ranked)					Sarah Davis, Sacramento St.	1,653	Charley Niego, Notre Dame	1,207
Total Blocks (192 ranked)					Jasmin Sneed, VCU Rachel Tullos, Houston	179 179	Taryn Knuth, Florida St.	150
Total Digs (299 ranked)	Logan Mosley	100	1	478	Katie Forsythe, Loyola Maryland	753	Logan Mosley, Virginia Tech	478
Total Kills (145 ranked)					Jordan Thompson, Cincinnati	714	Polina Shemanova, Syracuse	463
Triple Doubles (13 ranked)					Rachel Maguire, Southern Ill.	13		

NCAA Statistics

Virginia Tech - 2019-20 Women's Volleyball Ranking Summary thru games 11/20/2019

Statistic	National Rank	Conference Rank	Value	National Leader	Value	Conference Leader	Value
Aces Per Set (332 ranked)	312	14	1.01	UMES	2.08	Miami (FL)	1.48
Assists Per Set (332 ranked)	262	15	10.81	Cincinnati	14.31	Pittsburgh	13.55
Blocks Per Set (332 ranked)	296	15	1.60	VCU	3.22	Florida St.	3.03
Digs Per Set (332 ranked)	206	5	14.28	Wright St.	19.69	Notre Dame	15.53
Hitting Percentage (332 ranked)	283	15	0.168	Texas	0.323	Pittsburgh	0.276
Kills Per Set (332 ranked)	277	15	11.54	Cincinnati	15.25	Pittsburgh	14.59
Match W-L Pctg. (331 ranked)	255	15	0.357	Western Ky. SFA	0.966	Pittsburgh	0.963
Opp Hitting Percentage (332 ranked)	294	15	0.235	Colorado St.	0.098	Pittsburgh	0.145
Team Assists (332 ranked)	176	6	1,189	Loyola Maryland	1,555	Boston College	1,371
Team Attacks Per Set (332 ranked)	137	3	35.31	Bradley	39.86	Notre Dame	37.26
Team Digs (332 ranked)	142	2	1,571	Southern Ill.	2,299	NC State	1,705
Team Kills (332 ranked)	193	6	1,269	Loyola Maryland	1,843	Boston College	1,451
Team Service Aces (332 ranked)	275	13	111	UMES	256	Boston College	158
Team Total Attacks (332 ranked)	90	2	3,884	Southern Ill.	4,974	NC State	4,030
Team Total Blocks (332 ranked)	269	13	175.5	VCU	325.5	Florida St.	269.5



LAST FOUR BOX SCORES

Site: Blacksburg, VA (Cassell Coliseum)
 Date: 11/24/2019 Attendance: 391 Time: 12:01 pm
 Officials:

Set Scores	1	2	3
Wake Forest (3)	25	25	25
Virginia Tech (0)	17	23	13

Wake Forest (13-15,3-14 ACC)

#	Player	SP	Attack				Set			Serve			Block			Defense			Rec	PTS
			K	E	TA	Pct	A	E	SA	SE	RE	BS	BA	BE	DIG	BHE	RE			
2	Clarke, Caitlin	3	0	0	0	.000	0	0	0	0	0	0	0	0	0	23	0	0	0	0
14	Della, Caitlyn	3	8	2	15	.400	0	0	0	0	1	2	0	0	1	0	0	0	10	0
4	Holt, Madeline	3	1	0	3	.333	36	0	0	2	0	1	0	0	6	2	0	0	1.5	0
10	Kuhn, Caroline	3	12	2	34	.294	0	0	0	3	0	1	0	0	5	0	0	0	12.5	0
15	Saunders, Olivia	3	10	5	19	.263	0	0	0	1	0	3	0	0	1	0	0	0	11.5	0
16	Sebesta, Paige	3	0	0	1	.000	0	1	0	0	0	0	0	0	7	0	0	0	0	0
12	Washington, Peyton	3	0	0	1	.000	1	0	0	0	0	0	0	0	8	0	0	0	0	0
11	Polechonski, Michelle	3	1	0	7	.143	0	0	0	0	1	0	2	0	0	0	0	0	2	0
1	Suess, Peyton	3	9	2	28	.250	0	1	3	0	0	0	0	0	9	0	0	0	12	0
TM TEAM		3	0	0	0	.000	0	0	0	0	0	0	0	0	0	0	0	0	2	0
18	Rassenfoss, Caroline	2	0	0	0	.000	0	0	0	0	0	0	0	0	0	0	0	0	0	0.5
13	Childress, Jaclyn	1	0	0	0	.000	0	0	0	0	0	0	0	0	0	0	0	0	0	0
8	Gonzales, Zoe	1	0	0	0	.000	0	0	0	0	0	0	0	0	0	0	0	0	0	0
Totals		34	41	11	108	.278	37	2	3	7	1	10	0	60	2	2	50	0	0	

Set	K	E	TA	%
1	13	4	36	0.25
2	16	6	45	0.222
3	12	1	27	0.407
41	11	108	.278	

Virginia Tech (10-19,3-13 ACC)

#	Player	SP	Attack				Set			Serve			Block			Defense			Rec	PTS
			K	E	TA	Pct	A	E	SA	SE	RE	BS	BA	BE	DIG	BHE	RE			
20	McKinzie, Abby	3	0	0	2	.000	3	0	0	0	0	0	0	0	9	0	0	1	0	
19	Cerchio, Marisa	3	6	2	15	.267	1	1	0	2	0	0	0	2	0	0	6	0	6	
1	Smith, Katy	3	5	9	34	-.118	1	0	1	3	1	1	0	0	12	0	0	7.5	0	
10	Thomas, Kylie	3	0	0	0	.000	0	0	1	1	0	0	0	0	10	0	0	1	0	
16	Williams, Jennifer	3	7	5	28	.071	0	0	0	0	0	1	0	0	1	0	0	7.5	0	
23	Jackson, Talyn	3	2	0	7	.286	11	1	0	0	0	0	0	0	1	0	0	2	0	
2	Zier, Anabel	3	2	3	14	-.071	0	0	0	0	0	2	0	1	0	0	0	3	0	
3	Powell, Cera	3	5	4	21	.048	0	0	0	0	0	0	1	2	0	0	0	5	0	
4	Mosley, Logan	3	0	0	0	.000	4	0	0	0	0	0	0	0	12	0	2	0	0	
TM TEAM		3	0	0	0	.000	0	0	0	0	0	0	0	0	0	0	0	0	0	
6	Robinson, Angel	1	1	0	2	.500	0	0	0	0	0	0	0	0	0	0	0	0	1	
11	Lynch, Sarah Jane	1	1	0	4	.250	9	0	0	0	0	0	0	0	2	0	0	1	0	
Totals		32	29	23	127	.047	29	2	6	1	4	1	52	0	3	34	0	0		

Set	K	E	TA	%	Tie scores	Lead changes
1	9	8	47	0.021	4	7
2	12	6	44	0.136	4	7
3	8	9	36	-0.028	4	7
29	23	127	.047			14

#	Virginia Tech	S	Attack				Serve			Block			Rec	PTS		
			K	E	TA	Pct	Ast	SA	SE	RE	Dig	BS			BA	BE
1	Kaitly Smith	3	17	9	40	.200	1	1	1	0	5	0	1	0	0	-
2	Anabel Zier	3	4	3	16	.062	0	0	0	0	0	0	2	1	0	-
3	Cera Powell	3	6	2	28	.143	0	0	1	0	2	0	4	0	0	-
6	Angel Robinson	2	2	5	10	-.300	1	0	0	0	1	0	3	0	0	-
10	Kylie Thomas	3	0	0	2	.000	0	0	0	1	16	0	0	0	0	-
23	Talyn Jackson	3	0	0	3	.000	27	0	0	0	3	1	0	0	0	-
4	Logan Mosley	3	0	0	0	.000	4	0	0	1	9	0	0	0	0	-
16	Jennifer Williams	1	1	0	1	1.000	0	0	0	0	0	0	0	0	0	-
19	Marisa Cerchio	3	5	6	15	-.067	0	0	0	0	0	0	1	0	0	-
22	Abby McKinzie	3	0	0	0	.000	0	0	0	0	5	0	0	0	0	-
20	Kaitly Young	1	0	1	2	-.500	0	0	0	0	0	2	0	0	0	-
Totals		31	35	26	117	-.077	33	1	2	2	41	0	14	1	0	-

Team Attack By Set		TOTAL TEAM BLOCKS: 7.0							
Set	K	E	TA	Pct	SET SCORES	1	2	3	Team Records:
1	13	10	44	.068	Virginia Tech (0)	17	22	16	9-17, 2-11 ACC
2	13	6	38	.184	Boston College (3)	25	25	25	18-9, 9-5 ACC
3	9	10	35	-.029					

#	Boston College	S	Attack				Serve			Block			Rec	PTS		
			K	E	TA	Pct	Ast	SA	SE	RE	Dig	BS			BA	BE
3	Gabby McCaa	3	5	1	6	.667	0	0	0	0	1	0	4	0	0	-
7	Mackenzie Fuhrmann	3	3	4	16	-.062	0	0	0	0	0	0	4	1	0	-
8	Clare Naughton	3	17	4	39	.333	0	0	1	0	9	0	1	0	0	-
9	Jill Strockis	3	5	0	14	.357	0	1	1	0	13	0	2	0	0	-
14	Amaka Chukwujekwu	3	2	3	9	-.111	0	0	0	0	0	1	4	0	0	-
19	Madison McKnight	3	0	0	0	.000	18	0	0	0	3	0	0	0	0	-
1	Jane DeJarld	3	0	0	0	.000	18	1	1	0	3	0	0	0	0	-
4	Sophie West	1	0	1	2	-.500	0	0	0	0	0	0	0	0	0	-
6	Torey Baum	3	0	0	0	.000	2	0	0	0	12	0	0	0	0	-
11	Cat Balido	3	12	0	20	.600	0	0	0	0	0	0	1	0	0	-
18	Makenzie Morrison	3	0	0	0	.000	1	0	0	1	5	0	0	0	0	-
Totals		31	44	13	106	.292	39	2	3	1	46	1	16	1	0	-

Team Attack By Set		TOTAL TEAM BLOCKS: 9.0				
Set	K	E	TA	Pct	Site: Chestnut Hill, Mass. (Power Gym)	
1	13	4	35	.257	Date: Nov 08, 2019 Attend: 281 Time: 1:20	
2	17	5	41	.293	Referees: Wade Buboio, William Carson	
3	14	4	30	.333	Line judges: Brian Nobrega, Jr., Dave Phin	
					Tie scores	
					0 1 4 5	
					Lead change	
					0 1 1 2	

Virginia Tech vs Clemson (Nov 15, 2019 at Clemson, S.C.)

#	Virginia Tech	S	Attack				Serve			Block			Rec	PTS		
			K	E	TA	Pct	Ast	SA	SE	RE	Dig	BS			BA	BE
1	Kaitly Smith	5	15	9	43	.140	1	2	3	1	10	1	1	0	0	18.5
2	Anabel Zier	5	8	3	24	.208	0	0	0	0	1	0	1	0	0	8.5
3	Cera Powell	5	7	4	26	.115	0	0	2	0	5	0	2	1	0	8.0
16	Jennifer Williams	5	10	4	30	.200	0	0	0	0	2	0	2	1	0	11.0
19	Marisa Cerchio	5	10	6	24	.167	1	0	0	0	4	1	7	0	0	14.5
23	Talyn Jackson	3	2	1	6	.167	26	1	1	0	12	0	2	0	0	4.0
4	Logan Mosley	5	0	0	2	.000	0	3	1	1	13	0	0	0	0	3.0
10	Kylie Thomas	5	0	0	0	.000	3	2	1	1	6	0	0	0	0	2.0
11	Sarah Jane Lynch	3	1	0	5	.200	19	3	1	0	4	0	1	0	0	4.5
14	Ester Talamazzi	3	2	1	6	.167	0	0	0	0						

COMBINED SEASON STATS

#	Player	SP	Attack					Set			PTS/S
			K	K/S	E	TA	PCT	A	A/S	PTS/S	
19	Cerchio, Marisa	111	293	2.64	130	764	.213	5	0.05	2.93	
3	Powell, Cera	112	251	2.24	124	896	.142	7	0.06	2.49	
1	Smith, Kaity	86	220	2.56	121	708	.140	18	0.21	2.82	
2	Zier, Anabel	113	158	1.40	72	459	.187	2	0.02	1.87	
7	Wyner, Tessa	51	140	2.75	62	406	.192	1	0.02	3.02	
22	Young, Kai	78	75	0.96	49	239	.109	0	0.00	1.35	
23	Jackson, Talyn	108	71	0.66	23	207	.232	963	8.92	0.94	
6	Robinson, Angel	23	27	1.17	17	86	.116	3	0.13	1.50	
16	Williams, Jennifer	24	26	1.08	16	90	.111	0	0.00	1.17	
14	Talamazzi, Ester	35	25	0.71	25	97	.000	10	0.29	0.91	
11	Lynch, Sarah Jane	27	4	0.15	0	18	.222	89	3.30	0.54	
4	Mosley, Logan	112	4	0.04	2	22	.091	83	0.74	0.26	
10	Thomas, Kylie	108	2	0.02	0	11	.182	18	0.17	0.17	
20	McKinzie, Abby	83	1	0.01	0	6	.167	11	0.13	0.12	
5	Raffety, Carol	30	1	0.03	0	2	.500	7	0.23	0.17	
17	Tam, Rachel	27	0	0.00	0	0	.000	1	0.04	0.00	
Total		113	1298	11.49	641	4011	.164	1218	10.78	12.61	
Opponents		113	1532	13.56	592	3988	.236	1425	12.61	15.30	

#	Player	SP	Attack					Set			PTS/S
			K	K/S	E	TA	PCT	A	A/S	PTS/S	
61		149	2.44	75	394	.188	3	0.05	2.74		
60		125	2.08	69	495	.113	6	0.10	2.30		
60		181	3.02	95	569	.151	14	0.23	3.33		
61		80	1.31	43	265	.140	1	0.02	1.66		
9		18	2.00	12	61	.098	0	0.00	2.22		
33		30	0.91	26	105	.038	0	0.00	1.21		
58		36	0.62	13	117	.197	488	8.41	0.84		
15		15	1.00	10	50	.100	2	0.13	1.27		
24		26	1.08	16	90	.111	0	0.00	1.17		
11		7	0.64	9	28	-.071	3	0.27	0.68		
21		2	0.10	0	10	.200	57	2.71	0.52		
60		1	0.02	1	12	.000	40	0.67	0.23		
61		2	0.03	0	8	.250	11	0.18	0.20		
51		1	0.02	0	5	.200	10	0.20	0.12		
0		-	-	-	-	-	-	-	-		
6		0	0.00	0	0	.000	0	0.00	0.00		
Total		61	673	11.03	369	2209	.138	635	10.41	13.31	
Opponents		61	858	14.07	291	2138	.265	794	13.02	17.47	

Player	Serve				Dig			Blocking			
	SA	SA/S	SE	RE	DIG	DIG/S	BS	BA	TOTAL	B/S	
Cerchio, Marisa	1	0.01	3	0	32	0.29	4	55	59	0.53	
Powell, Cera	5	0.04	14	2	66	0.59	5	35	40	0.36	
Smith, Kaity	11	0.13	31	29	207	2.41	4	15	19	0.22	
Zier, Anabel	7	0.06	29	0	27	0.24	15	63	78	0.69	
Wyner, Tessa	6	0.12	13	11	80	1.57	0	16	16	0.31	
Young, Kai	0	0.00	0	0	13	0.17	2	56	58	0.74	
Jackson, Talyn	15	0.14	18	0	224	2.07	2	27	29	0.27	
Robinson, Angel	0	0.00	0	0	1	0.04	3	9	12	0.52	
Williams, Jennifer	0	0.00	0	0	3	0.13	0	4	4	0.17	
Talamazzi, Ester	6	0.17	14	1	63	1.80	0	2	2	0.06	
Lynch, Sarah Jane	8	0.30	3	0	22	0.81	0	5	5	0.19	
Mosley, Logan	25	0.22	9	32	478	4.27	0	0	0	0.00	
Thomas, Kylie	16	0.15	20	29	253	2.34	0	0	0	0.00	
McKinzie, Abby	9	0.11	14	12	115	1.39	0	0	0	0.00	
Raffety, Carol	4	0.13	9	4	31	1.03	0	0	0	0.00	
Tam, Rachel	0	0.00	8	1	8	0.30	0	0	0	0.00	
TEAM	-	-	-	20	-	-	-	-	-	-	
Total		113	1.00	185	141	1623	14.36	35	287	178.5	1.58
Opponents		142	1.26	235	113	1757	15.55	41	357	219.5	1.94

Player	Serve				Dig			Blocking			
	SA	SA/S	SE	RE	DIG	DIG/S	BS	BA	TOTAL	B/S	
1	0.02	3	0	18	0.30	4	26	30	0.49		
2	0.03	12	0	43	0.72	3	16	19	0.32		
9	0.15	27	18	167	2.78	4	12	16	0.27		
2	0.03	9	0	12	0.20	5	28	33	0.54		
0	0.00	2	3	15	1.67	0	4	4	0.44		
0	0.00	0	0	7	0.21	1	18	19	0.58		
6	0.10	7	0	102	1.76	0	13	13	0.22		
0	0.00	0	0	1	0.07	2	4	6	0.40		
0	0.00	0	0	3	0.13	0	4	4	0.17		
0	0.00	2	0	8	0.73	0	1	1	0.09		
7	0.33	2	0	14	0.67	0	4	4	0.19		
13	0.22	4	19	235	3.92	0	0	0	0.00		
10	0.16	11	17	149	2.44	0	0	0	0.00		
5	0.10	9	9	79	1.55	0	0	0	0.00		
0	-	-	-	-	-	-	-	-	-		
0	0.00	2	1	2	0.33	0	0	0	0.00		
-	-	-	12	-	-	-	-	-	-		
Total		55	0.90	90	79	855	14.02	19	130	84.0	1.38
Opponents		79	1.30	107	55	986	16.16	26	205	128.5	2.11

CONFERENCE SEASON STATS

##	Player	Attack						Set			Serve				Dig		Blocking			
		SP	K	K/S	E	TA	PCT	A	A/S	PTS/S	SA	SA/S	SE	RE	DIG	DIG/S	BS	BA	TOTAL	B/S
19	Cerchio, Marisa	61	149	2.44	75	394	.188	3	0.05	2.74	1	0.02	3	0	18	0.30	4	26	30	0.49
3	Powell, Cera	60	125	2.08	69	495	.113	6	0.10	2.30	2	0.03	12	0	43	0.72	3	16	19	0.32
1	Smith, Kaity	60	181	3.02	95	569	.151	14	0.23	3.33	9	0.15	27	18	167	2.78	4	12	16	0.27
2	Zier, Anabel	61	80	1.31	43	265	.140	1	0.02	1.66	2	0.03	9	0	12	0.20	5	28	33	0.54
7	Wyner, Tessa	9	18	2.00	12	61	.098	0	0.00	2.22	0	0.00	2	3	15	1.67	0	4	4	0.44
22	Young, Kai	33	30	0.91	26	105	.038	0	0.00	1.21	0	0.00	0	0	7	0.21	1	18	19	0.58
23	Jackson, Talyn	58	36	0.62	13	117	.197	488	8.41	0.84	6	0.10	7	0	102	1.76	0	13	13	0.22
6	Robinson, Angel	15	15	1.00	10	50	.100	2	0.13	1.27	0	0.00	0	0	1	0.07	2	4	6	0.40
16	Williams, Jennifer	24	26	1.08	16	90	.111	0	0.00	1.17	0	0.00	0	0	3	0.13	0	4	4	0.17
14	Talamazzi, Ester	11	7	0.64	9	28	-.071	3	0.27	0.68	0	0.00	2	0	8	0.73	0	1	1	0.09
11	Lynch, Sarah Jane	21	2	0.10	0	10	.200	57	2.71	0.52	7	0.33	2	0	14	0.67	0	4	4	0.19
4	Mosley, Logan	60	1	0.02	1	12	.000	40	0.67	0.23	13	0.22	4	19	235	3.92	0	0	0	0.00
10	Thomas, Kylie	61	2	0.03	0	8	.250	11	0.18	0.20	10	0.16	11	17	149	2.44	0	0	0	0.00
20	McKinzie, Abby	51	1	0.02	0	5	.200	10	0.20	0.12	5	0.10	9	9	79	1.55	0	0	0	0.00
5	Raffety, Carol	0	-	-	-	-	-	-	-	-	0	-	-	-	-	-	-	-	-	-
17	Tam, Rachel	6	0	0.00	0	0	.000	0	0.00	0.00	0	0.00	2	1	2	0.33	0	0	0	0.00
Total		61	673	11.03	369	2209	.138	635	10.41	13.31	-	-	-	12	-	-	-	-	-	-
Opponents		61	858	14.07	291	2138	.265	794	13.02	17.47	55	0.90	90	79	855	14.02	19	130	84.0	1.38
											79	1.30	107	55	986	16.16	26	205	128.5	2.11





1
Kaity SMITH
OH | 6-1 | So.
Florence, Ky.



2
Anabel ZIER
MB/RS | 6-2 | Fr.
Blacksburg, Va.
(ZEER)



3
Cera POWELL
OH | 6-0 | Fr.
Pittsboro, N.C.
(SEER-uh)



4
Logan MOSLEY
L/DS | 5-6 | Fr.
Apex, N.C.



5
Carol RAFFETY
L/DS | 5-11 | Sr.
Novato, Calif.



6
Angel ROBINSON
MB | 6-0 | So.
Norman, Okla.



7
Tessa WYNER
OH | 5-11 | So.
Charleston, W.Va.



10
Kylie THOMAS
L/DS | 5-7 | Jr.
Sterling, Va.



11
Sarah Jane LYNCH
S | 6-2 | So.
Roswell, Ga.



14
Ester TALAMAZZI
OH | 6-0 | Sr.
Campo Ligure, Genoa, Italy
(Tal-uh-MAHT-zee)



16
Jennifer WILLIAMS
OH | 6-1 | r-Fr.
Staunton, Va.



17
Rachel TAM
L/DS | 5-4 | Fr.
Basking Ridge, N.J.



19
Marisa CERCHIO
MB/RS | 6-3 | Jr.
Cincinnati, Ohio
(SIR-ko)



20
Abby MCKINZIE
L/DS | 5-9 | Sr.
East Leroy, Mich.



22
Kai YOUNG
MB | 5-11 | Jr.
Charlotte, N.C.



23
Talyn JACKSON
S | 5-11 | So.
Gardnerville, Nev.
(TAL-Lynn)



Jill WILSON
Head Coach
LSU, 2001



John WASIELEWSKI
Associate Head Coach
Penn State, 1990
(Was-uh-LEW-ski)




Thomas AMBERG
Assistant Coach
UCLA, 2012



Leah JOSEPH
Director of Operations
Georgia Southern, 2016



Lauren REICHARD
Volunteer Assistant Coach
Georgia Southern, 2019
(REE-kerd)



Kayla RESCO
Head Manager