



# HOKIES®

## 2019 Virginia Tech Volleyball Match Notes

### #Next

Nov. 24 | Match 29  
Blacksburg, Va.

#### INFORMATION

##### Virginia Tech Hokies



Record.....10-18, 3-12 ACC  
Starters R/L.....4+Libero/2  
Head Coach.....Jill Wilson  
Record (Years).....34-55 (3rd)

##### Wake Forest



Record.....12-15, 2-14 ACC  
Starters R/L.....5+Libero/2  
Head Coach.....Randi Smart  
Record (Years).....12-15 (1st)

#### NUMBERS TO KNOW

# 11

• The Hokies recorded their ACC-high 11 aces in the victory over Clemson on Nov. 15. Freshman Logan Mosley had three of those 11.

# 7

• Middle blocker Marisa Cerchio registered a season-high seven blocks in the win over Clemson. Tech as a team had a season-high 16 blocks against the Tigers.

# 10

• Redshirt freshman Jennifer Williams notched a new career high in kills with 10 in the win over the Tigers.

#### STARTERS

#	Name	K	Pct.	A	D	B
1	Kaity Smith (OH)	215	.153	17	195	17
2	Anabel Zier (MB)	156	.196	2	26	76
3	Cera Powell (OH)	246	.144	7	64	40
19	Marisa Cerchio (MB)	287	.212	4	30	59
10	Kylie Thomas (DS)	2	.182	18	243	0
23	Talyn Jackson (S)	69	.230	952	223	29
4	Logan Mosley (L)	4	.091	79	466	0

#### AT THE NET

• Virginia Tech volleyball will play host to Wake Forest on Sunday at noon ET at Carilion Clinic Court at Cassell Coliseum.

• The Hokies look for a season sweep against the Demon Deacons on Sunday after defeating Wake on the road in five sets earlier this season.

• The Hokies last home win was a thrilling up-set against then-No. 23 Louisville in four sets. It was Tech's first win over a ranked opponent since 2015.

• The Hokies have won four five-set matches this season, three of which all coming away from Cassell.

#### WHO TO WATCH



• Outside hitter Kaity Smith recorded 15 kills and 10 digs in the win over Clemson.  
• Smith has recorded eight double-doubles this season and a total of 22 over her career.

• Libero Logan Mosley turned in the ACC's third-best dig total of the season, scooping up 27 at Wake Forest.  
• The freshman is just 16 digs shy of the all-time freshman dig record with 466 so far.



#### LAST TIME OUT

• Against Clemson, Tech took down the Tigers in five sets. Redshirt freshman Jennifer Williams notched a new career high in kills with 10, while junior Kaity Smith added her eighth double-double of the season. The Hokies tied an ACC-high 11 aces against the Tigers.

#### AUGUST

23	vs. JAMES MADISON#	L, 3-1
30	(1) vs. USC UPSTATE	W, 3-1
30	(1) AT MIAMI (OHIO) (MIAMIREDHAWKS.COM)	L, 3-1
31	(1) vs. NORTHWESTERN	L, 3-0

#### SEPTEMBER

6	(2) vs. ELON	W, 3-1
7	(2) vs. DAVIDSON	W, 3-1
7	(2) AT LIBERTY (ESPN+)	L, 3-1
10	AT VCU (ESPN+)	L, 3-1
13	(3) vs. UC IRVINE (MOUNTAIN WEST NETWORK)	W, 3-2
13	(3) vs. LOYOLA CHICAGO (MOUNTAIN WEST NETWORK)	W, 3-1
14	(3) AT AIR FORCE (MOUNTAIN WEST NETWORK)	W, 3-1
20	(4) CHATTANOOGA (ACC NETWORK EXTRA)	W, 3-2
20	(4) ARKANSAS STATE (ACC NETWORK EXTRA)	L, 3-1
21	(4) CHARLOTTE (ACC NETWORK EXTRA)	L, 3-0
27	AT VIRGINIA* (ACC NETWORK EXTRA)	L, 3-1
29	AT No. 4/3 PITT* (ACC NETWORK)	L, 3-0

#### OCTOBER

4	AT NC STATE* (ACC NETWORK EXTRA)	L, 3-2
6	AT NORTH CAROLINA* (ACC NETWORK EXTRA)	L, 3-1
11	CLEMSON* (ACC NETWORK EXTRA)	L, 3-1
13	GEORGIA TECH* (ACC NETWORK EXTRA)	L, 3-0
18	[RV]/[RV] NOTRE DAME* (ACC NETWORK EXTRA)	L, 3-1
20	No. 23/[RV] LOUISVILLE* (ACC NETWORK EXTRA)	W, 3-1
25	AT DUKE* (ACC NETWORK EXTRA)	L, 3-1
27	AT WAKE FOREST*	W, 3-2

#### NOVEMBER

1	[RV] FLORIDA STATE* (ACC NETWORK EXTRA)	L, 3-0
3	MIAMI (FLA.)* (ACC NETWORK EXTRA)	L, 3-1
8	AT BOSTON COLLEGE* (ACC NETWORK EXTRA)	L, 3-0
10	AT SYRACUSE* (ACC NETWORK EXTRA)	L, 3-0
15	AT CLEMSON* (ACC NETWORK EXTRA)	W, 3-2
24	WAKE FOREST* (ACC NETWORK EXTRA)	NOON
27	VIRGINIA* (ACC NETWORK EXTRA)	4:30 P.M.
29	NORTH CAROLINA* (ACC NETWORK EXTRA)	3 P.M.

# EXHIBITION | \* ACC MATCH | AT THE TIME RANKING/CURRENT RANKING

- 1 - MIAMI BEST WESTERN SYCAMORE INN INVITATIONAL
- 2 - LIBERTY INVITATIONAL
- 3 - AMY SVOBODA MEMORIAL CLASSIC
- 4 - HOKIE INVITATIONAL

#### VIRGINIA TECH CONTACT

**Matt Johnson**  
Student Assistant, Strategic Communications  
Phone: 336-692-2690  
Email: mattj3@vt.edu

## Social



@HokiesVB



@HokiesVB



/HokieSports



@VT\_VBall



**AVCA Top 25 Poll - Week 12**

Nov. 4 | *Opponents in italics*

Team (1st place)	Points	Record	Last
1 Texas (50)	1581	19-2	1
2 Pittsburgh	1514	26-1	2
3 Baylor	1454	21-1	3
4 Stanford	1431	20-4	4
5 Wisconsin	1311	19-5	7
6 Nebraska	1293	22-3	6
7 Minnesota	1231	20-4	5
8 Penn State	1183	21-4	8
9 Marquette	1055	25-3	9
10 Washington	949	21-5	13
11 Colorado State	911	26-1	12
12 Creighton	829	22-4	14
13 BYU	781	22-4	10
14 Kentucky	771	20-6	17
15 Florida	749	21-4	11
16 Utah	638	19-8	15
17 Purdue	613	18-7	16
18 Hawaii	472	22-3	18
19 Western Kentucky	453	28-1	19
20 San Diego	373	21-5	24
21 Rice	334	24-2	21
22 Washington State	264	22-6	22
23 Michigan	188	18-8	23
24 California	150	20-6	20
25 Illinois	62	13-12	25

**Receiving Votes:** Southern California 49; UCLA 48; Stephen F Austin 46; Missouri 34; Texas A&M 19.

**NCAA RPI**

Nov. 18 | *Opponents in italics*

#	Team	Conference	Record
1	Baylor	Big 12	21-1
2	Texas	Big 12	19-2
3	Wisconsin	Big Ten	19-5
4	Stanford	Pac-12	20-4
5	Pittsburgh	ACC	26-1
6	Minnesota	Big Ten	20-4
7	Nebraska	Big Ten	22-3
8	Kentucky	SEC	20-6
9	Florida	SEC	21-4
10	Washington	Pac-12	21-5
11	Marquette	Big East	25-3
12	Hawaii	Big West	22-3
13	Penn St.	Big Ten	21-4
14	Rice	C-USA	24-2
15	Texas A&M	SEC	18-6
16	Utah	Pac-12	19-8
17	BYU	WCC	22-4
18	Missouri	SEC	18-6
19	Southern California	Pac-12	15-11
20	Creighton	Big East	22-4
21	Western Ky.	C-USA	28-1
22	Purdue	Big Ten	18-7
23	UCLA	Pac-12	14-11
24	Colorado St.	Mountain West	26-1
25	Cincinnati	AAC	24-5
26	San Diego	WCC	21-5
27	Louisville	ACC	17-8
28	UCF	AAC	21-7
29	Oklahoma	Big 12	16-8
30	Iowa St.	Big 12	17-8

**QUICK FACTS**

University Name	Virginia Tech
Location	Blacksburg, Va.
Founded	1872
Enrollment	34,440
President	Dr. Timothy Sands
Director of Athletics	Whit Babcock
Nickname	Hokies
Mascot	Hokie Bird
Colors	Chicago Maroon and Burnt Orange
Conference	Atlantic Coast

**2019 Key Information**

**RETURNING STARTERS (4 + Libero)**

Marisa Cerchio	MB/RS
Carol Raffety	L/DS
Kaity Smith	OH
Ester Talamazzi	OH
Kai Young	MB

**2018 INFORMATION, 2019 PREVIEW**

Overall Record	14-16
ACC Record	5-13 (T11th)
Starters Returning/Lost	4 + Libero/2
Letterwinners Returning/Lost	12/3
Newcomers	4
Home Court	Cassell Coliseum
Capacity	9,275

Tallied 211 kills, 117 blocks  
Sixth in ACC for digs per set (3.93), team-high 421 digs  
Nine double-doubles, 24 matches with 10-plus kills  
Seven double-doubles, 245 kills, 34 aces  
Collected 72 kills, 56 blocks

**OTHERS RETURNING (7)**

Talyn Jackson	S
Sarah Jane Lynch	S
Abby McKinzie	L/DS
Angel Robinson	MB
Kylie Thomas	L/DS
Jennifer Williams	OH
Tessa Wyner	OH

Had 127 assists, 31 digs, 16 blocks in 38 sets  
Totaled 21 digs, six aces in 65 sets  
Recorded 51 digs, five aces in 57 sets  
Posted 46 kills, 25 blocks in 46 sets  
Tallied 127 digs, 18 aces in 88 sets  
Redshirted  
Registered nine kills, 14 digs in 23 sets

**NEWCOMERS (4)**

Logan Mosley	L/DS
Cera Powell	OH
Rachel Tam	L/DS
Anabel Zier	MB

2017 NCISAA Player of the Year, NCISAA first-team all-state  
Big 8 Player of the Year, All-Metro team  
2017 Courier News N.J. Player of the Year, first-team all-state  
VHSA all-state, District and Region Player of the Year

**STARTERS LOST (2)**

Rhegan Mitchell	S
Jaila Tolbert	RS

Racked up 1,122 assists (9.93 a/s), 243 digs, 66 kills  
Tallied a team-high 318 kills (.318 clip), 2nd team All-ACC

No.	Name	Pos.	Ht.	Cl.	Hometown	High School (Previous School)
1	Kaity Smith	OH	6'1"	So.	Florence, Ky.	Randall Cooper
2	Anabel Zier	MB/RS	6'2"	Fr.	Blacksburg, Va.	Blacksburg
3	Cera Powell	OH	6'0"	Fr.	Pittsboro, N.C.	Northwood
4	Logan Mosley	L/DS	5'6"	Fr.	Apex, N.C.	Cary Christian
5	Carol Raffety	L/DS	5'11"	Jr.	Novato, Calif.	Marin Catholic
6	Angel Robinson	MB	6'0"	Fr.	Norman, Okla.	Norman North
7	Tessa Wyner	OH	5'11"	Fr.	Charleston, W.Va.	George Washington
10	Kylie Thomas	L/DS	5'7"	So.	Sterling, Va.	Potomac Falls
11	Sarah Jane Lynch	S	6'2"	Fr.	Roswell, Ga.	Mount Pisgah Christian
14	Ester Talamazzi	OH	6'0"	So.	Campo Ligure, Genoa, Italy	Liceo Scientifico A. Antonelli
16	Jennifer Williams	OH	6'1"	Fr.	Staunton, Va.	Robert E. Lee
17	Rachel Tam	L/DS	5'4"	Fr.	Basking Ridge, N.J.	Ridge
19	Marisa Cerchio	MB/OH	6'3"	So.	Cincinnati, Ohio	Turpin
20	Abby McKinzie	L/DS	5'9"	Jr.	East Leroy, Mich.	St. Philip Catholic Central
22	Kai Young	MB	5'11"	So.	Charlotte, N.C.	Charlotte Christian
23	Talyn Jackson	S	5'11"	Fr.	Gardnerville, Nev.	Douglas

**Head Coach:** Jill Wilson (LSU, 2001), Third Season

**Associate Head Coach:** John Wasielewski (Penn State, 1990), Third season

**Assistant Coach:** Thomas Amberg (UCLA, 2012), Third season

**Volunteer Assistant Coach:** Lauren Reichard (Georgia Southern, 2019), First season

**Director of Operations:** Leah Joseph (Georgia Southern, 2016), Third season

**Pronunciations**

Marisa Cerchio: SER-ko	Ester Talamazzi: Tal-uh-MAHT-zee	Anabel Zier: Zeer
Cera Powell: SEER-uh	John Wasielewski: Was-uh-LEW-ski	
Lauren Reichard: REE-kerd	Tessa Wyner: WHY-ner	





**ACC Standings**

#	Team	Overall	ACC	Pct.
1.	No. 2 Pitt	26-1	15-0	.963
2.	North Carolina	15-11	12-4	.577
3.	Notre Dame	18-7	11-4	.720
4.	Georgia Tech	18-8	11-5	.692
5.	Florida State	17-8	10-5	.680
	Louisville	17-8	10-5	.680
	Boston College	19-9	10-5	.679
8.	Syracuse	10-13	7-9	.435
9.	Miami	10-13	6-9	.435
10.	NC State	11-17	6-10	.393
11.	Duke	12-17	5-11	.414
	Clemson	11-16	5-11	.407
<b>13.</b>	<b>Virginia Tech</b>	<b>10-18</b>	<b>3-12</b>	<b>.357</b>
14.	Virginia	11-18	3-13	.379
15.	Wake Forest	12-15	2-14	.444

**Preseason ACC Coaches' Poll**

#	Team (First-place votes)	Points
1.	Pitt (13)	195
2.	Florida State (2)	174
3.	Louisville	167
4.	Notre Dame	164
5.	North Carolina	120
6.	Syracuse	118
7.	Duke	113
8.	Clemson	105
9.	NC State	101
10.	Miami (Fla.)	90
11.	Georgia Tech	86
12.	Boston College	52
<b>13.</b>	<b>Virginia Tech</b>	<b>39</b>
14.	Virginia	33
15.	Wake Forest	18

**ACC Preseason All-Conference**

Brooke Bailey, OH, R-Jr., Clemson  
 Kaylin Korte, OH, R-Jr., Clemson  
 Payton Schwantz, OH, Jr., Duke  
 Payton Caffrey, OH, Sr., Florida State  
 Taryn Knuth, MB, Jr., Florida State  
 Mikaila Dowd, OH, So., Georgia Tech  
 Melanie McHenry, OH, Sr., Louisville  
 Elizaveta Lukianova, OH, R-Jr., Miami  
 Melissa Evans, OPP, Jr., NC State  
 Sydney Bent, RS, So., Notre Dame  
 Charley Niego, OH, So., Notre Dame  
 Zoe Nunez, S, So., Notre Dame  
 Kayla Lund, OH, Jr., Pitt  
 Nika Markovic, RS, Sr., Pitt  
 Layne Van Buskirk, MB, Sr., Pitt  
 Stephanie Williams, OH, R-Sr., Pitt  
 Polina Shemanova, OH, So., Syracuse  
 Sarah Billiard, OH/RS, Jr., Virginia

**GREENSBORO, N.C.** – Pitt has been picked to win its third straight Atlantic Coast Conference volleyball title in a vote of the league's 15 head coaches.

The two-time reigning ACC Champion Panthers received 13 first-place votes and 195 points, as coaches were not allowed to vote for their own team.

Fifteen of the 18 honorees on the 2019 Pre-season All-ACC Volleyball Team earned 2018 All-ACC nods, with eight earning first team

**ACC-High**

• The Hokies recorded their ACC-high 11 aces in the victory over Clemson on Nov. 15. Freshman Logan Mosley finished with three of those 11.

**GETTING OFFENSIVE**

• The best two attacking setters belong to the Orange and the Hokies, as Tech's Talyn Jackson is second in the league in kills among setters.  
 • This past Sunday, Jackson put down six kills at Wake Forest, marking her fourth five-plus kills outing.

Name	Kills	Sets	Kills Per Set
1. Elena Karakasi (Cuse)	31	38	0.82
2. Talyn Jackson (VT)	28	40	0.70

**SOME HISTORY ON OCT. 20**

• With the win over then-No. 23 Louisville, it snapped Tech's longest losing streak since 2016 (eight matches), which was under then-coach Chris Riley.  
 • It gave the Hokies their first ACC league win, which took the longest to get in school history (previous worst took five matches in 2010 after a 1-4 start).  
 • Marked Tech's first win over over Louisville since 1992, which ended an 11-match losing streak to the Cards.  
 • Was Tech's first top-20 RPI win in the Jill Wilson era, her first win over a ranked opponent and the Hokies' first since 2015 (No. 19 Michigan State).

**UNO TRIPLES**

• Kaity Smith, whose jersey number is No. 1, hence uno, got three double-doubles in a row for the first time in her storied career.  
 • During that stretch against NC State, North Carolina and Clemson between Oct. 4-11, Smith became just the second player in the Jill Wilson era to accomplish the feat (Talyn Jackson).  
 • Smith, who has worked her way back into the lineup after a slow start due to her recovery from offseason surgery, has 20 double-doubles in her storied career.  
 • Smith accomplished this feat yet again with three straight double-doubles against Duke, Wake Forest and Florida State. The junior was two digs shy of making it four straight against Miami.

**20-20**

• Similar to how 20-20 vision is ideal, Virginia Tech had two players have 20 or more digs in the same match for the first time in the Jill Wilson era at NC State on Oct. 4.  
 • The two players were Logan Mosley (26 digs) and Kylie Thomas (22) in the five-setter.  
 • Mosley's 26 were her second-most ever and Thomas' 22 were her most and her first time cracking the 20-dig plateau.

**MOSLEY ALMOST THERE**

• Freshman, Logan Mosley sits at 466 total digs this season. Mosley is just 16 digs shy of the all-time freshmen record in a season.

**DOUBLING DOWN**

• Setter Talyn Jackson accomplished something that hasn't been done yet since Wilson's arrival to Tech, recording seven straight double-doubles.  
 • The previous best in the Jill Wilson era was just two in a row, which Kaity Smith and Ester Talamazzi have done, as well as former setter Rhegan Mitchell, who graduated this past May.  
 • During that stretch from Sept. 7-20, Jackson averaged 9.9 assists and 2.6 digs per set. (More info page 9)

**RECORD BREAKER**

• In just her fifth collegiate match, freshman Logan Mosley turned in an impressive outing against Davidson in Lynchburg, Virginia, racking up a school-record 39 digs.  
 • The previous Tech record was 37 digs set by Jill Gergen and that mark stood for a decade.  
 • Mosley became just the fifth player in school history to join the 30-dig club.

#	Name	Opponent	Digs
1.	Logan Mosley	Davidson ('19)	39
2.	Jill Gergen	Clemson ('09)	37
3.	Amanda Cloyd	UNC ('04)	35
4.	Amanda Cloyd	UNC ('06)	33
	Heather Berglund	WKU ('92)	32
6.	Amanda Cloyd	Wake Forest ('06)	32
7.	Morgan O'Neill	Georgia Tech ('12)	30

**RANKED FOES**

• The last time Tech beat a ranked team before Sunay was on Sept. 4, 2015, versus then-No. 19 Michigan State 3-1 in East Lansing.  
 • Tech is 6-47 (.113) all-time versus ranked opponents and is 1-5 in the Jill Wilson era. Tech has never beaten a top-10 team.  
 • Of those six wins, the highest came against then-No. 12 Illinois back in 2014.

**ACC RANKS**

• Libero Logan Mosley sure has come on in a big way so far during her freshman season, owning the No. 2 mark in the ACC for digs per set (4.43).  
 • Setter Talyn Jackson ranks seventh in the league for assists per set with a 9.08 average.  
 • One of the better defensive teams in the conference, Tech sits with the fifth-best digs per set mark in the league with a 14.50 average.

**INFINITY & BEYOND**

• Though senior Abby McKinzie doesn't look like the famous Buzz Lightyear from Disney's classic series of Toy Story, she certainly has attributes like Buzz, being a leader amongst the crowd.  
 • The defensive specialist is a woman among girls if you will, with being on two major leadership councils.  
 • One of the councils is being the president of Virginia Tech's SAAC (Student-Athlete Advisory Committee) and more impressively, McKinzie is the president of the ACC's SAAC program, voting on governance issues.  
 • Not too shabby in the classroom either, the Michigan native is the lone Tech volleyball player





**LAST TIME THE TEAM...**

Won a match	.....	at Clemson, 3-2, 11/15/19
Lost a match	.....	at Syracuse, 3-0, 11/10/19
Won at home	.....	vs. No. 23 Louisville, 3-1, 10/20/19
Lost at home	.....	vs. Miami, 3-1, 11/03/19
Won on the road	.....	at Clemson, 3-2, 11/15/19
Lost on the road	.....	at Syracuse, 3-0, 11/10/19
Won in three sets	.....	Boston College, 3-0, 11/04/18
Lost in three sets	.....	at Syracuse, 3-0, 11/10/19
Won in four sets	.....	vs. No. 23 Louisville, 3-1, 10/20/19
Lost in four sets	.....	at Miami, 3-1, 11/03/19
Won in five sets	.....	at Clemson, 3-2, 11/15/19
Lost in five sets	.....	at NC State, 3-2, 10/4/19
Beat an ACC team	.....	at Clemson, 3-2, 11/15/19
Lost to an ACC team	.....	at Syracuse, 3-0, 11/10/19
Beat an ACC team at home	.....	vs. No. 23 Louisville, 3-1, 10/20/19
Lost to an ACC team at home	.....	vs. Miami, 3-1, 11/03/19
Beat an ACC team on the road	.....	at Clemson, 3-2, 11/15/19
Lost to an ACC team on the road	.....	at Syracuse, 3-0, 11/10/19
Beat a nonconference team	.....	vs. Chattanooga, 3-2, 9/20/19
Lost to a nonconference team	.....	vs. Charlotte, 3-0, 9/21/19
Beat nonconference team at home	.....	vs. Chattanooga, 3-2, 9/20/19
Lost to nonconference team at home	.....	vs. Charlotte, 3-0, 9/21/19
Beat nonconference team on road	.....	at Air Force, 3-1, 9/14/19
Lost to nonconference team on road	.....	at VCU, 3-1, 9/10/19
Beat a ranked team	.....	vs. No. 23 Louisville, 3-1, 10/20/19
Lost to a ranked team	.....	at No. 4 Pitt, 3-0, 9/29/19
Beat an unranked team	.....	at Wake Forest, 3-2, 10/27/19
Lost to an unranked team	.....	at Syracuse, 3-0, 11/10/19

Started a season 9-0	.....	2009
Was 10 matches over .500 in a season	.....	2013 (11 matches over .500 at 12-1)
Had 70 or more kills in a match	.....	Idaho State, 75, 8/25/17
Had 200 or more attacks in a match	.....	Chattanooga, 204, 9/19/15
Hit .300 or better in a match	.....	Boston College, .302, 11/4/18
Hit .400 or better in a match	.....	vs. South Dakota State, .402, 8/25/17
Had 65 or more assists in a match	.....	at Charlotte, 67, 8/25/18
Had 10 or more aces in a match	.....	vs. USC Upstate, 13, 8/30/19
Had 75 or more digs in a match	.....	at NC State, 83, 10/4/19
Had 85 or more digs in a match	.....	Appalachian State, 85, 8/26/16
Had 10.0 or more blocks in a match	.....	vs. Elon, 15, 9/6/19
Had 20.0 or more blocks in a match	.....	Virginia, 20, 11/28/15

	WF	VT
Hitting Percentage	.207	.168
Kills per set	12.0	11.5
Assists per set	10.9	10.8
Digs per set	13.3	<b>14.3</b>
Blocks per set	2.1	1.6
Aces per set	<b>1.3</b>	1.0

**TEAM AVERAGES**

- Wake Forest owns five out of the six categories. The Tigers are averaging more kills, assists, blocks and aces per set than the Hokies. Wake and Tech are almost even at assists per set with Wake averaging 10.9 and Tech averaging 10.8.
- Tech is leading in one lone category and that's digs per set.

**LAST TIME AN INDIVIDUAL...**

Had 20 or more kills in a match	.....	vs. Loyola Chicago, 22, Tessa Wyner, 9/13/19
Had 30 or more kills in a match	.....	vs. Idaho State, 30, Kaity Smith, 8/25/17
Had 50 or more attacks in a match	.....	at Boston College, 52, Kaity Smith, 11/16/18
Hit over .500 in a match	.....	vs. Georgia Tech, .500, Marisa Cerchio, 10/13/19
Hit over .600 in a match	.....	at Syracuse, .615, Angel Robinson, 11/18/18
Hit over .800 in a match	.....	William & Mary, .812, Marisa Cerchio, 8/31/18
Had 45 or more assists in a match	.....	UC Irvine, 54, Talyn Jackson, 9/13/19
Had 55 or more assists in a match	.....	Clemson, 55, Rhegan Mitchell, 11/21/18
Had 70 or more assists in a match	.....	Liberty, 86, Kelli O'Dell, 10/17/00
Had 4 or more aces in a match	.....	USC Upstate, 4, Carol Raffety & Logan Mosley, 8/30/19
Had 8 or more aces in a match	.....	William & Mary, 8, Ester Talamazzi, 8/31/18
Had 25 or more digs in a match	.....	NC State, 27, Logan Mosley, 10/4/19
Had 30 or more digs in a match	.....	Davidson, 39, Logan Mosley, 9/7/19
Had 10 or more blocks in a match	.....	Clemson, 11, Marisa Cerchio, 11/21/18
Had 15 or more blocks in a match	.....	West Virginia, 17, Cheryl Stinson, 10/5/01
Opponent had less than 30 kills in a match	.....	North Carolina, 27, 9/28/18
Two players had 20 or more kills each in a match	.....	Jaila Tolbert (22) & Kaity Smith (21) at Boston College, 11/16/18

**What's a Hokie?**



The answer leads all the way back to 1896 when Virginia Agricultural and Mechanical College changed its name to Virginia Polytechnic Institute. With the change came the necessity for writing a new cheer and a contest for such a purpose was held by the student body.

Senior O.M. Stull won first prize for his "Hokie" yell which is still used today. Later, when asked if "Hokie" had any special meaning, Stull explained the word was solely the product of his imagination and was used only as an attention-getter for his yell. It soon became a nickname for all Tech teams and for those people loyal to Tech athletics.

The official university school colors - Chicago Maroon and Burnt Orange - also were introduced in 1896. The colors were chosen by a committee because they made a 'unique combination' not worn elsewhere at the time. The official definition of "hokie" is "a loyal Virginia Tech Fan".

**RETURNING NUMBERS**

- To open the 2019 season, Virginia Tech returns majority of its points scorers, digs and kills personnel, but will have to make up for its assists and blocks categories, with setter Rhegan Mitchell and right-side hitter Jaila Tolbert gone.

Returning	Kills	Assists	Digs	Blocks	Points
2019	71.6%	26.1%	84.7%	42.9%	73.2%


**'17 CLASS OF ACC COACHES**

- The Atlantic Coast Conference entered 2017 with four new head coaches from its 15 member institutions, including Clemson's Michaela Franklin, Louisville's Dani Busboom Kelly, Virginia's Aaron Smith and Virginia Tech's Jill Wilson.
- Of the four in their second seasons, the Cardinals' Busboom Kelly owns the best winning percentage (.759), followed by the Tigers' Franklin (.396), the Hokies' Wilson (.388) and the Cavaliers' Smith (.304).
- Previously, Busboom Kelly was an assistant coach at Nebraska, Franklin was the associate head coach at Iowa, Wilson was the associate head coach at LSU and Smith was the associate head coach at Virginia, then was promoted by the Cavaliers' athletics director at the time, Craig Littlepage.

Name	Team	Overall	ACC	Home	Away	Neutral
Dani Busboom Kelly	Louisville	64-24	42-10	36-8	21-13	6-4
Jill Wilson	Virginia Tech	34-55	12-41	13-21	9-29	12-5
Michaela Franklin	Clemson	37-57	15-40	24-23	5-30	8-4
Aaron Smith	Virginia	27-62	11-44	18-26	5-30	4-6

**YEAR 3**

- In 2017, Virginia Tech Athletics implemented a new design on the playing surface at Cassell Coliseum. The basketball and volleyball court displays three iconic campus spots - Torgerson Bridge, Burruss Hall and War Memorial Chapel.
- In addition to the court redesign, Tech redid the floors at the men's basketball practice facility and volleyball practice gym, at a cost of about \$35,000.



**RECORD WHEN...**

Overall:	10-18
Home:	2-7
Away:	3-10
Neutral:	5-1
Three-set match:	0-7
Four-set match:	6-10
Five-set match:	4-1
Win first set:	6-6
Lose first set:	4-10
Win first two sets:	3-0
Split first two sets:	7-11
Lose first two sets:	0-6
Against top-25 teams:	1-1
Against unranked teams:	9-17
ACC:	3-12
Home:	1-5
Away:	2-7
Three-set match:	0-5
Four-set match:	1-6
Five-set match:	2-1
Win first set:	1-3
Lose first set:	2-8
Win first two sets:	1-0
Split first two sets:	2-7
Lose first two sets:	0-5
Against top-25 teams:	1-1
Higher hitting % than opponent:	8-0
Lower hitting % than opponent:	2-18
Hit over .400:	0-0
Hit over .300:	1-0
Hit over .200:	5-3
Hit under .200:	4-15
Opponent hits under .200:	6-2
More kills than opponent:	7-0
Fewer kills than opponent:	3-18
Same kills as opponent:	0-0
More service aces than opponent:	5-1
Fewer service aces than opponent:	3-14
Same service aces as opponent:	2-3
More digs than opponent:	7-2
Fewer digs than opponent:	2-16
Same digs as opponent:	1-0
More blocks than opponent:	8-1
Fewer blocks than opponent:	2-15
Same blocks as opponent:	0-2
On Tuesday:	0-1
On Wednesday:	0-0
On Friday:	6-9
On Saturday:	2-3
On Sunday:	2-5
In August:	1-2
In September:	6-6
In October:	2-6
In November:	0-4
Current set winning streak:	1
Current set losing streak:	-
Longest set winning streak:	3
Longest set losing streak:	6
Current match winning streak:	1
Current match losing streak:	-
Current ACC match winning streak:	1
Current ACC match losing streak:	-
Longest match winning streak:	3
Longest match losing streak:	8
Current home winning streak:	-
Current home losing streak:	2
Current home ACC winning streak:	-
Current home ACC losing streak:	2

**LAST TIME vs. Wake Forest**

Tech defeated Wake Forest 3-2 on the road on Oct. 27 behind junior Kaity Smith's 13-kill, 12-dig double-double and freshman Logan Mosley's 27 digs. Setter Talyn Jackson added 40 assists and middle blocker Marisa Cerchio tallied 14 kills.

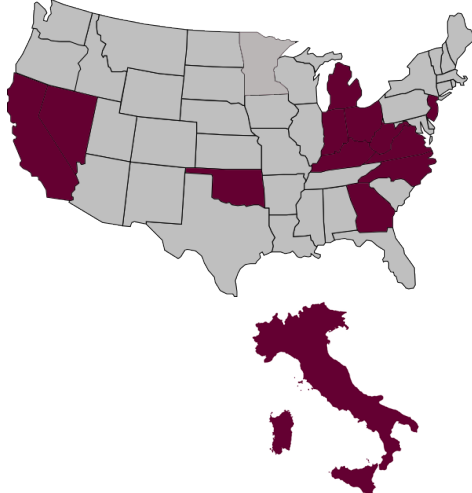
Virginia Tech (9-14, 2-8 ACC) vs- Wake Forest (11-10, 1-9 ACC)																
10/27/2019 at Winston-Salem, NC																
Site: Winston-Salem, NC Date: 10/27/2019 Attendance: 518 Time: 1:00 PM Officials: 1st Referee: Asha Boyd, 2nd Referee: Randall McClain, Line Judge: Brian Barnes, Line Judge: Rob Bopp																
Set Scores																
Virginia Tech (3)																
Wake Forest (2)																
Virginia Tech (9-14, 2-8 ACC)																
#	Player	SP	K	E	TA	Pct	Set	Serve	Block	Def	RE	Digs	BS	BA	BH	Pts
1	Kaity Smith	5	13	4	53	.245	1	0	1	12	0	12	0	0	0	15.5
2	Anabel Zier	5	6	2	18	.333	0	0	0	3	2	1	0	0	0	7.5
3	Cera Powell	5	1	0	5	.200	0	0	0	0	0	0	0	0	0	2.0
10	Kylie Thomas	5	1	0	1	.100	0	0	0	0	0	0	0	0	0	2.0
22	Kai Young	5	7	1	16	.438	0	0	0	5	0	1	0	0	0	9.5
23	Talyn Jackson	5	6	0	8	.750	40	0	0	0	0	2	1	9	7	8.0
4	Logan Mosley	5	0	0	1	.000	4	0	0	0	0	27	0	1	0	3.0
10	Kylie Thomas	5	14	5	31	.452	0	0	0	2	1	9	7	6	0	16.0
14	Sarah Jane Lynch	3	2	1	6	.333	0	0	0	0	0	0	0	0	0	2.0
20	Abby McKinzie	5	0	0	0	.000	1	0	2	1	0	0	0	0	0	2.0
16	Ester Talamazzi	1	1	0	2	.500	0	0	0	0	0	0	0	0	0	2.0
TM	TEAM	1	0	0	0	.000	0	0	0	0	0	0	0	0	0	0.0
<b>Totals</b>		<b>47</b>	<b>37</b>	<b>22</b>	<b>172</b>	<b>.209</b>	<b>50</b>	<b>0</b>	<b>9</b>	<b>6</b>	<b>2</b>	<b>20</b>	<b>5</b>	<b>14</b>	<b>7</b>	<b>78.0</b>

Wake Forest (11-10, 1-9 ACC)																	
#	Player	SP	K	E	TA	Pct	Set	Serve	Block	Def	RE	Digs	BS	BA	BH	Pts	
1	Kaylin Korte	5	15	7	45	.333	1	0	1	0	0	1	0	0	0	19.5	
5	Parker Kwiatkowski	5	13	1	13	.923	42	1	0	1	0	5	0	14	4	0	55.5
14	Caityn Dora	5	10	4	25	.400	0	0	0	0	0	4	0	1	0	0	12.0
16	Paige Seabata	5	1	0	2	.500	3	0	2	1	0	0	0	11	0	0	3.0
2	Caityn Dora	5	1	0	2	.500	2	0	0	1	0	0	0	0	0	0	1.0
15	Olivia Saunders	5	2	3	10	.200	1	0	1	1	1	1	0	1	0	0	5.5
13	Jadey Childress	4	2	4	7	.286	1	0	0	0	0	0	0	1	0	0	2.0
11	Michelle Polachowski	3	7	1	13	.462	0	0	0	1	0	2	0	2	0	0	8.0
18	Caroline Rosenblatt	3	2	2	28	.071	0	0	0	0	0	0	0	0	0	0	2.0
19	Caroline Kufn	2	2	2	9	.400	0	0	1	2	0	0	0	0	0	0	3.0
8	Alyssa Delaney	5	1	0	0	.000	0	0	0	0	0	0	0	0	0	0	0.0
20	Abby Krueger	2	2	1	9	.333	0	0	0	0	0	0	0	0	0	0	2.5
8	Zoe Goswami	1	1	0	1	1.000	0	0	0	0	0	0	0	0	0	0	2.5
17	Haley Korkmaz	1	0	0	0	.000	0	0	0	0	0	0	0	0	0	0	0.0
TM	TEAM	1	0	0	0	.000	0	0	0	0	0	0	0	0	0	0	0.0
<b>Totals</b>		<b>64</b>	<b>53</b>	<b>28</b>	<b>145</b>	<b>.374</b>	<b>14</b>	<b>0</b>	<b>0</b>	<b>1</b>	<b>18</b>	<b>1</b>	<b>14</b>	<b>6</b>	<b>9</b>	<b>78.0</b>	

**WHERE THEY AT**

- Tech has 16 players on the squad who represent 12 states and one international country (Italy).
- Virginia & North Carolina are where the most players are from on the team, making up 37.5 percent.



**LAST TIME OUT**

Against Clemson, Tech took down the Tigers in five sets. Redshirt freshman Jennifer Williams notched a new career high in kills with 10, while junior Kaity Smith added her eighth double-double of the season. The Hokies tallied an ACC-high 11 aces against the Tigers.

Volleyball Box Score																	
2019 Clemson Volleyball																	
Virginia Tech vs Clemson (Nov 15, 2019 at Clemson, S.C.)																	
ACC																	
#	Virginia Tech	S	K	E	TA	Pct	Set	Serve	Block	Def	RE	Digs	BS	BA	BH	Pts	
1	Kaity Smith	5	15	9	43	.340	1	2	3	1	10	1	1	0	0	18.5	
2	Anabel Zier	5	8	3	24	.292	0	0	0	0	0	1	0	0	0	8.5	
3	Cera Powell	5	7	4	26	.269	0	0	0	0	0	5	0	2	1	0	8.0
16	Jennifer Williams	5	10	4	30	.333	0	0	0	0	0	2	0	0	0	0	11.0
19	Marisa Cerchio	5	10	6	24	.417	1	0	0	0	0	4	1	7	0	0	14.5
23	Talyn Jackson	3	2	1	6	.333	26	1	1	0	0	12	0	2	0	0	46.0
4	Logan Mosley	5	0	0	2	.000	0	3	1	1	13	0	0	0	0	3.0	
10	Kylie Thomas	5	0	0	0	.000	3	2	1	1	6	0	0	0	0	2.0	
11	Sarah Jane Lynch	3	1	0	5	.200	19	3	1	0	4	0	1	0	0	4.5	
14	Ester Talamazzi	3	2	1	6	.333	0	0	0	0	0	0	0	0	0	2.0	
20	Abby McKinzie	5	1	0	1	.100	0	0	1	1	2	0	0	0	0	1.0	
<b>Totals</b>		<b>51</b>	<b>56</b>	<b>28</b>	<b>167</b>	<b>.333</b>	<b>50</b>	<b>11</b>	<b>10</b>	<b>4</b>	<b>61</b>	<b>7</b>	<b>15</b>	<b>2</b>	<b>1</b>	<b>77.5</b>	

Team Attack By Set														
Set	K	E	TA	Pct	Sidout	Pct	SET SCORES	1	2	3	4	5	Team Records:	
1	11	5	30	.200	12-24	50%	Virginia Tech (3)	21	25	20	25	15	10-18, 3+12 ACC	
2	11	7	36	.306	11-21	52%	Clemson (2)	25	20	22	11	10-16, 4-11 ACC		
3	16	7	44	.364	14-24	58%								
4	11	7	38	.289	13-25	54%								
5	7	2	19	.368	6-11	54%								
<b>Totals</b>		<b>56</b>	<b>103</b>	<b>200</b>	<b>.300</b>	<b>56-103</b>	<b>54%</b>							

Team Attack By Set														
Set	K	E	TA	Pct	Sidout	Pct	SET SCORES	1	2	3	4	5	Team Records:	
1	14	6	33	.424	13-22	59%	Clemson, S.C. (Jervey Gym)							
2	11	7	33	.333	10-24	41%	Date: Nov 15, 2019 Attendance: 1523 Time: 2:19							
3	14	2	34	.412	15-21	71%	Referees: Tom Hobbs, Wade Brenne							
4	14	9	37	.378	12-24	50%	Line Judges: Mose Brown, Dusty Rhodes							
5	8	4	20	.400	6-15	40%								

**STATES/COUNTRY**

- Virginia (3)**
  - #2 Anabel Zier
  - #10 Kylie Thomas
  - #16 Jennifer Williams
- North Carolina (3)**
  - #3 Cera Powell
  - #4 Logan Mosley
  - #22 Kai Young
- Calif., Ga., Ind., Ky., Mich., Minn., N.J., Nev., Ohio, Okla., W.Va. (9)**
  - #1 Kaity Smith (Ky.)
  - #5 Carol Raffety (Calif.)
  - #6 Angel Robinson (Okla.)
  - #7 Tessa Wyner (W.Va.)
  - #11 Sarah Jane Lynch (Ga.)
  - #17 Rachel Linn (N.J.)
  - #19 Marisa Cerchio (Ohio)
  - #20 Abby McKinzie (Mich.)
  - #23 Talyn Jackson (Nev.)
- Italy (1)**
  - #14 Ester Talamazzi

**#Next**



The theme for this season is #Next, meaning that the team will be having the mindset of what is next and always thinking about that on and off the court.

No matter what happens, the thought process is to move on to the next play, challenge, day and project.

Players also have a compass that they either have on their wrists or backpacks, reminding them of the four pillars they need to keep constant, including next (north), every (east), simple (south) and willing (west).

Players, fans and coaches will be using the hashtag #Next on social media this season for the theme.

to make the ACC Academic Honor Roll three times, respectively.

- In October, McKinzie was a part of the ACC Fall Governance Meeting, which was on Tech's campus, hosting all 15 schools' ADs, SWAs and FARs. The group discussed time demands, pay for play and more.

**FOR ALL THE MARBLES**

- The fifth set has been, traditionally, a tough one for the Hokies since Wilson took over, including just a 2-4 record in 2018.
- Since 2017, Tech is 7-7 in five-setters, with being 3-3 at home, 2-3 away and 2-1 at neutral sites.
- But, in its first five-set match this season, Tech came to play and got the W, jumping out to an 8-2 lead and never looking back, winning the frame 15-8 over UC Irvine last Friday.
- In similar fashion versus Chattanooga, Tech jumped out ahead and was up three points at 8-5 when the two teams switched benches. But then the Hokies got hot and scored six of the next seven points to put it away and eventually win 15-7.
- It was a different story at NC State, though, as the Hokies fell in fifth set due to a slow start by a score of 15-5.

**300, BUT NOT BOWLING PERFECTO**

- For the first time this season, the Hokies owned a hitting percentage north of .300, hitting .333 against Loyola Chicago in a 3-1 win on Sept. 13.
- It marked the first time since Nov. 4, 2018, that Tech hit over .300 (.302 versus Boston College).

- In the Jill Wilson era, it now has happened 13 times Tech has hit at least .300. It happened five times in 2017 and seven times in 2018.
- However, Chicago Loyola also hit over .300, .304 to be exact, marking the highest opponent hitting percentage clip in a win.
- The previous high by an opponent in a Hokie win was on Aug. 25, 2017, versus Idaho State when it hit .290 in Wilson's first match coaching.

**BACK TO BACK**

- The Hokies started last season by playing USC Upstate in a nonconference tournament, playing the Spartans in Charlotte, North Carolina.
- Ironically, Tech opened the year with taking on the Spartans again, with this time being in Ohio.
- Both contests saw the Hokies come away with a victory, winning 3-0 in 2018 and 3-1 in 2019.

**NONCON TITLES**

- Since Tech coach Jill Wilson took over the program in 2017, the Hokies have won six nonconference tournaments.
- Of those six, only one has come at home in Blacksburg, with five on the road.
- Here is the full breakdown of what years those took place and more:

Date	Tournament	Record
8/26/17	Pepsi Panther Invitational (Milwaukee, Wis.)	3-0
9/2/17	A-State Invitational (Jonesboro, Ark.)	2-1
8/25/18	Charlotte Invitational (Charlotte, N.C.)	3-0
9/1/18	Hokie Invitational (Blacksburg, Va.)	3-0
9/8/18	Bobcat Invitational (Athens, Ohio)	2-1
9/14/19	Amy Svoboda Memorial Classic (Colorado Springs, Colo.)	3-0

**WHOSE THE BOSS?**

- Tech coach Jill Wilson has done a podcast this season that began in the preseason, with episodes every other week.
- The roughly 10-minute special revolves around Coach Wilson as the host, a player on the team and a guest discussing the theme of the season (#Next, #FutureCEOs), career goals and more.
- To listen to the podcasts, go to [hokiesports.com/podcasts](http://hokiesports.com/podcasts).

**ENDLINE TO ENDLINE WITH KAI**

- Similar to what ESPN's Jay Bilas does in his 94 feet with Jay, Tech's Kai Young, who is a multime-

**MATCH-BY-MATCH STARTERS**

Opponent	Date	MB	MB	OH	OH	RS	S	L
USC Upstate (W, 3-1)	Aug. 30	Angel Robinson	Anabel Zier	Cera Powell	Kaity Smith	Marisa Cerchio	Talyn Jackson	Logan Mosley
Miami (Ohio) (L, 3-1)	Aug. 30	Kai Young	Anabel Zier	Cera Powell	Kylie Thomas (DS)	Marisa Cerchio	Sarah Jane Lynch	Logan Mosley
Northwestern (L, 3-0)	Aug. 31	Kai Young	Anabel Zier	Cera Powell	Tessa Wyner	Carol Raffety (DS)	Talyn Jackson	Logan Mosley
Elon (W, 3-1)	Sept. 6	Kai Young	Anabel Zier	Tessa Wyner	Kylie Thomas (DS)	Marisa Cerchio	Talyn Jackson	Logan Mosley
Davidson (W, 3-1)	Sept. 7	Angel Robinson	Anabel Zier	Tessa Wyner	Kylie Thomas (DS)	Marisa Cerchio	Talyn Jackson	Logan Mosley
Liberty (L, 3-1)	Sept. 7	Kai Young	Anabel Zier	Tessa Wyner	Ester Talamazzi	Kylie Thomas (DS)	Talyn Jackson	Logan Mosley
VCU (L, 3-1)	Sept. 10	Kai Young	Anabel Zier	Cera Powell	Kaity Smith	Marisa Cerchio	Talyn Jackson	Logan Mosley
UC Irvine (W, 3-1)	Sept. 13	Kai Young	Anabel Zier	Kylie Thomas (DS)	Tessa Wyner	Marisa Cerchio	Talyn Jackson	Logan Mosley
Loyola Chicago (W, 3-2)	Sept. 13	Kai Young	Anabel Zier	Kylie Thomas (DS)	Tessa Wyner	Marisa Cerchio	Talyn Jackson	Logan Mosley
Air Force (W, 3-1)	Sept. 14	Kai Young	Anabel Zier	Kylie Thomas (DS)	Tessa Wyner	Marisa Cerchio	Talyn Jackson	Logan Mosley
Chattanooga (W, 3-2)	Sept. 20	Kai Young	Anabel Zier	Cera Powell	Tessa Wyner	Marisa Cerchio	Talyn Jackson	Logan Mosley
Arkansas State (L, 3-1)	Sept. 20	Kai Young	Anabel Zier	Cera Powell	Tessa Wyner	Marisa Cerchio	Talyn Jackson	Logan Mosley
Charlotte (L, 3-0)	Sept. 21	Kai Young	Anabel Zier	Ester Talamazzi	Tessa Wyner	Marisa Cerchio	Talyn Jackson	Logan Mosley
Virginia (L, 3-1)	Sept. 27	Kai Young	Anabel Zier	Kylie Thomas (DS)	Kaity Smith	Marisa Cerchio	Talyn Jackson	Logan Mosley
No. 4 Pitt (L, 3-0)	Sept. 29	Kai Young	Anabel Zier	Cera Powell	Kaity Smith	Abby McKinzie (DS)	Talyn Jackson	Logan Mosley
NC State (L, 3-2)	Oct. 4	Kai Young	Anabel Zier	Cera Powell	Kaity Smith	Abby McKinzie (DS)	Talyn Jackson	Logan Mosley
North Carolina (L, 3-1)	Oct. 6	Angel Robinson	Anabel Zier	Kylie Thomas (DS)	Kaity Smith	Abby McKinzie (DS)	Talyn Jackson	Logan Mosley
Clemson (L, 3-1)	Oct. 11	Marisa Cerchio	Sarah Jane Lynch (S)	Cera Powell	Kaity Smith	Tessa Wyner	Talyn Jackson	Logan Mosley
Georgia Tech (L, 3-0)	Oct. 13	Marisa Cerchio	Anabel Zier	Cera Powell	Kaity Smith	Tessa Wyner	Talyn Jackson	Logan Mosley
[RV] Notre Dame (L, 3-1)	Oct. 18	Marisa Cerchio	Anabel Zier	Cera Powell	Kaity Smith	Tessa Wyner	Talyn Jackson	Logan Mosley
No. 23 Louisville (W, 3-1)	Oct. 20	Marisa Cerchio	Anabel Zier	Cera Powell	Kaity Smith	Abby McKinzie (DS)	Talyn Jackson	Logan Mosley
Duke (L, 3-1)	Oct. 25	Marisa Cerchio	Anabel Zier	Cera Powell	Kaity Smith	Abby McKinzie (DS)	Talyn Jackson	Logan Mosley
Wake Forest (W, 3-2)	Oct. 27	Kai Young	Anabel Zier	Cera Powell	Kaity Smith	Kylie Thomas (DS)	Talyn Jackson	Logan Mosley
Florida State (L, 3-0)	Nov. 1	Kai Young	Anabel Zier	Cera Powell	Kaity Smith	Abby Mckinzie (DS)	Talyn Jackson	Logan Mosley
Miami (L, 3-1)	Nov. 3	Marisa Cerchio	Anabel Zier	Cera Powell	Kaity Smith	Kylie Thomas (DS)	Talyn Jackson	Logan Mosley
Boston College (L, 3-0)	Nov. 8	Angel Robinson	Anabel Zier	Cera Powell	Kaity Smith	Kylie Thomas (DS)	Talyn Jackson	Logan Mosley
Syracuse (L, 3-0)	Nov. 10	Marisa Cerchio	Anabel Zier	Cera Powell	Kaity Smith	Jennifer Williams	Talyn Jackson	Logan Mosley
Clemson (W, 3-2)	Nov. 15	Marisa Cerchio	Anabel Zier	Cera Powell	Kaity Smith	Jennifer Williams	Talyn Jackson	Logan Mosley





dia journalism major, gets to do her thing with asking her teammates fun questions as they take a stroll across the court and underneath the net.

- Young began doing the interviews this past spring and has carried them over into the fall.

### THE SCHEDULE

- Tech's opponents in 2019: 19 registered winning seasons, 11 finished in the top 80 of the RPI and three collected 20 or more wins last fall.
- The ACC sent five teams to the NCAA Tournament in 2018, including Pitt, Louisville, Duke, Florida State and Syracuse.

### AVCA ACADEMIC HONOR

- The AVCA announced that Tech earned the Team Academic Honors for the 2018-19 season.
- The award is given to teams that hold an average 3.30 cumulative team GPA.
- The Hokies finished the academic year with a cumulative team grade point average of 3.48.
- Tech was one of seven ACC schools to make the list, joining Boston College, Florida State, Louisville, Miami (Fla.), Pitt and Syracuse.

### SMARTY PANTS

- This past January, the ACC announced its All-ACC Academic Volleyball Team and four Hokies found their names on the prestigious list.
- The four marked the most for Tech since 2014, while tying the second most in the league, trailing Louisville (6) and being tied with Notre Dame and Pitt.
- The four Tech players were outgoing senior Jaila Tolbert and then three returners in Marisa Cerchio, Carol Raffety and Kaity Smith.

### CHEF CURRY WITH THE POT, BOY

- Since Coach Wilson has taken over, there has been a tradition of having the team split up into three groups and have a cooking competition that stretches over preseason camp.
- Three nights during early August, the girls get to showcase their stuff in the kitchen, making meals for the entire team.
- From appetizers, to entrees to desserts, the players have a blast preparing, cooking and then finally eating a nice home-cooked meal inside Wilson's house.
- After the three nights, which spreads over about 10 days, a group of judges, which is mostly support staff, vote on the top group, with this year's crown going to the setters and middle blockers.
- A fun team-bonding exercise, it also prepares

the players for life after college, giving them practical experience with making meals and goes right along with the team's theme #FutureCEOs.

### THE FIRST ONE IS THE SWEETEST

- Tech's coach Jill Wilson downed rival Virginia 3-1 on Sept. 27, 2017, earning Wilson's first-ever ACC win and the Hokies' first league win of '17.
- A few days later, Virginia Tech AD Whit Babcock gave Coach Wilson an embroidered volleyball, signifying the first conference win for her, which was a little sweeter over a rival.
- The two teams compete every year in the Commonwealth Clash and the win gave Tech half a point. Later in November, it won again, getting the full point, helping Tech win 12.5-8.5.

## TEAM MATCH-BY-MATCH

Date	Opponent	SP	Attack				Set			Serve			Receipt			Blocking					BHE	POINTS	SCORE	
			K	E	TA	PCT	A	TA	PCT	SA	SE	TA	PCT	RE	TA	PCT	DIG	BS	BA	BE				TOTAL
08/30/2019	vs USC Upstate	4	50	20	128	.234	48	126	.381	13	12	98	.878	4	63	.937	51	4	20	2	14.0	0	0.0	3-1
08/30/2019	at Miami (OH)	4	47	24	140	.164	42	144	.292	3	12	84	.857	5	83	.940	62	1	10	2	6.0	0	0.0	1-3
08/31/2019	vs Northwestern	3	24	17	100	.070	24	100	.240	4	4	55	.927	4	63	.937	39	0	8	1	4.0	1	0.0	0-3
09/06/2019	vs Elon	4	46	13	154	.214	44	155	.284	4	8	95	.916	4	75	.947	70	1	28	1	15.0	2	65.0	3-1
09/07/2019	vs Davidson	4	52	23	162	.179	50	164	.305	5	12	95	.874	4	81	.951	76	2	14	4	9.0	1	66.0	3-1
09/07/2019	at Liberty	4	47	22	157	.159	39	152	.257	1	7	85	.918	10	82	.878	68	1	8	1	5.0	0	53.0	1-3
09/10/2019	at VCU	4	51	24	123	.220	50	128	.391	2	8	83	.904	4	82	.951	47	0	6	4	3.0	1	56.0	1-3
09/13/2019	vs UC Irvine	5	63	24	154	.253	58	165	.352	4	5	108	.954	3	78	.962	61	2	14	2	9.0	0	76.0	3-2
09/13/2019	vs Loyola Chicago	4	63	19	132	.333	56	143	.392	4	6	95	.937	4	85	.953	49	2	8	5	6.0	2	73.0	3-1
09/14/2019	at Air Force	4	45	19	129	.202	43	128	.336	3	5	97	.948	4	67	.940	55	3	14	1	10.0	1	58.0	3-1
09/20/2019	Chattanooga	5	60	28	168	.190	56	169	.331	6	6	107	.944	8	92	.913	75	0	10	0	5.0	2	71.0	3-2
09/20/2019	Arkansas St.	4	42	23	146	.130	40	146	.274	5	5	94	.947	6	87	.931	63	0	17	1	8.5	1	55.5	1-3
09/21/2019	Charlotte	3	35	16	109	.174	33	114	.289	4	5	54	.907	2	68	.971	52	0	0	4	0.0	2	39.0	0-3
09/27/2019	at Virginia	4	53	24	142	.204	51	153	.333	3	5	85	.941	13	95	.863	60	1	6	2	4.0	2	60.0	1-3
09/29/2019	at Pittsburgh	3	25	17	95	.263	25	99	.253	2	8	56	.857	3	65	.954	32	2	2	4	3.0	0	30.0	0-3
10/04/2019	at NC State	5	59	29	196	.153	52	201	.259	1	7	92	.924	3	104	.971	83	1	8	0	5.0	0	65.0	2-3
10/06/2019	at North Carolina	4	53	20	153	.346	51	151	.338	1	6	89	.933	2	87	.977	62	2	4	0	4.0	0	58.0	1-3
10/11/2019	Clemson	4	43	26	142	.120	40	135	.296	3	8	75	.893	8	89	.910	51	0	10	0	5.0	2	51.0	1-3
10/13/2019	Georgia Tech	3	27	16	97	.113	27	94	.287	1	1	48	.979	6	68	.912	32	1	6	0	4.0	0	32.0	0-3
10/18/2019	Notre Dame	4	51	25	161	.161	49	164	.299	4	8	84	.905	4	86	.953	72	0	4	3	2.0	1	57.0	1-3
10/20/2019	Louisville	4	45	14	132	.235	43	127	.339	5	6	93	.935	2	80	.975	49	3	6	1	6.0	1	56.0	3-1
10/25/2019	at Duke	4	40	22	138	.130	40	144	.278	5	6	73	.918	6	91	.934	59	0	12	0	6.0	2	51.0	1-3
10/27/2019	at Wake Forest	5	57	22	172	.331	50	164	.305	9	6	105	.943	8	88	.909	74	2	20	5	12.0	7	78.0	3-2
11/01/2019	Florida St.	3	32	27	122	.041	31	116	.267	2	5	57	.912	6	66	.909	47	0	8	0	4.0	0	38.0	0-3
11/03/2019	Miami (FL)	4	41	31	146	.068	38	143	.266	4	2	79	.975	4	88	.955	52	4	6	1	7.0	1	52.0	1-3
11/08/2019	at Boston College	3	35	26	117	.299	33	114	.289	1	2	55	.964	2	71	.972	41	0	14	1	7.0	0	43.0	0-3
11/10/2019	at Syracuse	3	27	19	102	.078	26	102	.255	1	4	47	.915	5	66	.924	28	0	4	0	2.0	0	30.0	0-3
11/15/2019	at Clemson	5	56	28	167	.335	50	164	.305	11	10	106	.906	4	96	.958	61	2	16	2	10.0	0	77.0	3-2
<b>Totals</b>		<b>110</b>	<b>1269</b>	<b>618</b>	<b>3884</b>	<b>.168</b>	<b>1189</b>	<b>3905</b>	<b>.304</b>	<b>111</b>	<b>179</b>	<b>2294</b>	<b>.922</b>	<b>138</b>	<b>2246</b>	<b>.939</b>	<b>1571</b>	<b>34</b>	<b>283</b>	<b>47</b>	<b>175.5</b>	<b>29</b>	<b>1390.5</b>	
<b>Opponents</b>		<b>110</b>	<b>1491</b>	<b>581</b>	<b>3880</b>	<b>.235</b>	<b>1388</b>	<b>3962</b>	<b>.350</b>	<b>139</b>	<b>228</b>	<b>2475</b>	<b>.908</b>	<b>111</b>	<b>2115</b>	<b>.948</b>	<b>1697</b>	<b>40</b>	<b>347</b>	<b>36</b>	<b>213.5</b>	<b>46</b>	<b>1678.5</b>	

### Team Averages

Sets Played	Kills per set	Assists per set	Service aces per set	Digs per set	Blocks per set	Points per set	Ball handling error per set	Reception errors per set
110	11.54	10.81	1.01	14.28	1.60	12.64	0.26	1.25



<b>PROGRAM HISTORY</b>	
First Year	1977
All-Time Record	750-677-3 (.526)
Conference Champions	(1) 1982, Metro
Tournament Championships	None
NCAA Tournaments	(1) 2010
NIVC Tournaments (0) Steve Lowe Award,	1982
Postseason Record	1-1
Best record	(1992) 26-11
Best in NCAAs	(2010) 1-1
Players signed pro	13 since 2006
<b>CASELL COLISEUM</b>	
Capacity	9,275
Opened	1962
Renovation	2017
Tech Record	378-179 (.679)
Attendance High in Wilson era	2,361 ('17)
Winning Seasons	20
<b>MILESTONES ON DECK</b>	
100 Aces	Carol Raffety, 81
200 Blocks	Marisa Cerchio, 170
1,000 Kills	Kaity Smith, 860
1,000 Assists	Talyn Jackson, 902
1,000 Points	Kaity Smith, 942
1,500 Digs	Carol Raffety, 1,373

**SCOUTING Wake Forest**

- Wake Forest, before they lost to Boston College earlier this week, beat Virginia and lost to North Carolina. Wake Forest is in last place in the ACC standings.

- Head Coach Randi Smart enters her third season in Wake Forest, but her first season as head coach, following her time at Cal State as head coach. Smart, who joined Wake Forest at the same time as Tech head coach Jill Wilson, is 0-3 in the series.

- The Demon Deacons are led by Peyton Suess, who averages 3.22 kills per set and Madeline Holt, who ranks sixth in the conference for assists per set with a 9.71 mark.

- The Hokies lead the all-time series against Wake Forest 34-12 and look to continue their 7-game win streak that dates back to 2014.

**OPPONENT MATCH-BY-MATCH**

**#1 SMITH, Kaity**

Date	Opponent	SP	Attack				Set			Serve				Recept			Blocking					Team			
			K	E	TA	PCT	A	TA	PCT	SA	SE	TA	PCT	RE	TA	PCT	DIG	BS	BA	BE	TOTAL	BHE	POINTS	HIT%	SCORE
08/30/2019	vs USC Upstate	*2	0	0	0	.000	0	1	.000	1	1	4	.750	1	8	.875	0	0	0	0	0.0	0	1.0	.234	3-1
08/30/2019	at Miami (OH)	3	0	0	1	.000	0	0	.000	0	0	0	.000	1	7	.857	5	0	0	0	0.0	0	0.0	.164	1-3
09/06/2019	vs Elon	4	7	3	26	.154	0	2	.000	0	2	5	.600	0	18	1.000	10	0	1	0	1.0	0	7.5	.214	3-1
09/07/2019	vs Davidson	4	7	5	28	.071	2	5	.400	0	0	10	1.000	1	20	.950	7	0	0	0	0.0	1	7.0	.179	3-1
09/07/2019	at Liberty	3	1	1	6	.000	0	2	.000	0	0	0	.000	5	20	.750	3	0	0	0	0.0	0	1.0	.159	1-3
09/10/2019	at VCU	*4	15	12	42	.071	1	4	.250	1	1	14	.929	0	13	1.000	6	0	1	0	1.0	0	16.5	.220	1-3
09/13/2019	vs UC Irvine	1	0	0	0	.000	0	0	.000	0	0	0	.000	0	0	.000	0	0	0	0	0.0	0	0.0	.253	3-2
09/20/2019	Chattanooga	2	4	2	13	.154	0	1	.000	0	0	4	1.000	1	8	.875	2	0	1	0	1.0	0	4.5	.190	3-2
09/20/2019	Arkansas St.	1	2	1	5	.200	0	0	.000	0	0	0	.000	1	3	.667	0	0	0	0	0.0	0	2.0	.130	1-3
09/21/2019	Charlotte	2	3	2	18	.056	1	3	.333	0	0	4	1.000	1	11	.909	7	0	0	0	0.0	0	3.0	.174	0-3
09/27/2019	at Virginia	*4	10	4	32	.188	3	5	.600	0	2	15	.867	3	23	.870	9	0	1	0	1.0	0	10.5	.204	1-3
09/29/2019	at Pittsburgh	*3	8	3	19	.421	0	2	.000	0	2	11	.818	0	12	1.000	7	0	0	0	0.0	0	8.0	.263	0-3
10/04/2019	at NC State	*5	14	4	42	.238	0	3	.000	0	1	15	.933	1	45	.978	16	0	1	0	1.0	0	14.5	.153	2-3
10/06/2019	at North Carolina	*4	12	4	30	.400	1	4	.250	0	2	17	.882	0	27	1.000	16	0	0	0	0.0	0	12.0	.346	1-3
10/11/2019	Clemson	*4	12	6	38	.158	1	1	1.000	0	3	12	.750	3	37	.919	15	0	1	0	1.0	0	12.5	.120	1-3
10/13/2019	Georgia Tech	*3	6	3	22	.136	0	0	.000	0	0	6	1.000	3	19	.842	4	0	0	0	0.0	0	6.0	.113	0-3
10/18/2019	Notre Dame	3	12	4	29	.276	0	1	.000	1	2	10	.800	1	22	.955	16	0	0	0	0.0	0	13.0	.161	1-3
10/20/2019	Louisville	*4	12	3	32	.281	2	6	.333	0	1	12	.917	1	34	.971	9	2	1	0	3.0	0	14.5	.235	3-1
10/25/2019	at Duke	*4	14	6	47	.170	0	2	.000	3	2	15	.867	2	29	.931	14	0	0	0	0.0	0	17.0	.130	1-3
10/27/2019	at Wake Forest	*5	13	8	53	.245	3	4	.750	1	2	17	.882	0	17	1.000	12	0	3	1	3.0	0	15.5	.331	3-2
11/01/2019	Florida St.	*3	13	8	39	.128	0	3	.000	0	2	7	.714	2	19	.895	10	0	2	0	2.0	0	14.0	.041	0-3
11/03/2019	Miami (FL)	*4	10	11	39	-.026	1	7	.143	0	1	12	.917	0	15	1.000	8	0	0	0	0.0	0	10.0	.068	1-3
11/08/2019	at Boston College	*3	17	9	40	.425	1	2	.500	1	1	8	.875	0	13	1.000	5	0	1	0	1.0	0	18.5	.299	0-3
11/10/2019	at Syracuse	*3	8	4	30	.133	0	2	.000	0	0	6	1.000	1	17	.941	4	0	0	0	0.0	0	8.0	.078	0-3
11/15/2019	at Clemson	*5	15	9	43	.349	1	5	.200	2	3	14	.786	1	26	.962	10	1	1	0	2.0	0	18.5	.335	3-2
<b>Totals</b>		<b>83</b>	<b>215</b>	<b>112</b>	<b>674</b>	<b>.153</b>	<b>17</b>	<b>65</b>	<b>.262</b>	<b>10</b>	<b>28</b>	<b>218</b>	<b>.872</b>	<b>29</b>	<b>463</b>	<b>.937</b>	<b>195</b>	<b>3</b>	<b>14</b>	<b>1</b>	<b>10.0</b>	<b>1</b>	<b>235.0</b>		

**Player Averages**

Sets Played	Kills per set	Assists per set	Service aces per set	Digs per set	Blocks per set	Points per set
83	2.59	0.20	0.12	2.35	0.12	2.83





### MATCH-BY-MATCH LEADERS

Opponent	Date	Kills	% (min. 12 A)	Assists	Aces	Digs	Blocks
USC Upstate (W, 3-1)	Aug. 30	12 - Powell	.455 - Cerchio	24 - Jackson	4 - (2 players)	19 - Mosley	8 - Zeer
Miami (Ohio) (L, 3-1)	Aug. 30	13 - Wyner	.333 - Zier	27 - Jackson	2 - Powell	24 - Mosley	3 - (2 players)
Northwestern (L, 3-0)	Aug. 31	9 - Wyner	.194 - Wyner	21 - Jackson	3 - Mosley	17 - Mosley	3 - Cerchio
Elon (W, 3-1)	Sept. 6	13 - Cerchio	.417 - Zier	38 - Jackson	2 - Jackson	21 - Mosley	8 - Zier
Davidson (W, 3-1)	Sept. 7	14 - Cerchio	.290 - Cerchio	37 - Jackson	2 - Talamazzi	39 - Mosley	5 - Zier
Liberty (L, 3-1)	Sept. 7	13 - Cerchio	.308 - Talamazzi	31 - Jackson	1 - Wyner	16 - Mosley	4 - Robinson
VCU (W, 3-1)	Sept. 10	15 - (2 players)	.333 - Cerchio	43 - Jackson	1 - (2 players)	12 - Jackson	3 - Zier
UC Irvine (W, 3-1)	Sept. 13	17 - (2 players)	.333 - Young	54 - Jackson	1 - (4 players)	22 - Mosley	6 - Zier
Loyola Chicago (W, 3-2)	Sept. 13	22 - Wyner	.500 - Powell	50 - Jackson	2 - (2 players)	13 - (2 players)	4 - Young
Air Force (W, 3-1)	Sept. 14	14 - Powell	.238 - Wyner	34 - Jackson	1 - (3 players)	13 - Jackson	7 - Zier
Chattanooga (W, 3-2)	Sept. 20	19 - Wyner	.500 - Young	50 - Jackson	2 - Mosley	24 - Mosley	3 - Young
Arkansas State (L, 3-1)	Sept. 20	12 - Wyner	.159 - Wyner	35 - Jackson	3 - Jackson	15 - Thomas	7 - Young
Charlotte (L, 3-0)	Sept. 21	8 - Cerchio	.286 - Young	29 - Jackson	2 - Talamazzi	14 - Mosley	None
Virginia (L, 3-1)	Sept. 27	15 - Cerchio	.471 - Zier	42 - Jackson	1 - (3 players)	14 - Jackson	2 - Young
No. 4 Pitt (L, 3-0)	Sept. 29	8 - Smith	.263 - Smith	21 - Jackson	1 - (2 players)	12 - Thomas	1 - (4 players)
NC State (L, 3-2)	Oct. 4	14 - Smith	.429 - Jackson	44 - Jackson	1 - Zier	26 - Mosley	3 - Zier
North Carolina (L, 3-1)	Oct. 6	13 - Powell	.529 - Powell	42 - Jackson	1 - Thomas	21 - Mosley	2 - (2 players)
Clemson (L, 3-1)	Oct. 11	12 - Smith	.292 - Cerchio	34 - Jackson	1 - (3 players)	15 - (2 players)	3 - Zier
Georgia Tech (L, 3-0)	Oct. 13	8 - (2 players)	.500 - Cerchio	25 - Jackson	1 - Cerchio	11 - Mosley	2 - (2 players)
[RV] Notre Dame (L, 3-1)	Oct. 18	12 - Smith	.276 - Smith	44 - Jackson	2 - Mosley	19 - Mosley	2 - Zier
No. 23 Louisville (W, 3-1)	Oct. 20	12 - (2 players)	.286 - Powell	37 - Jackson	2 - (2 players)	17 - Mosley	3 - Smith
Duke (L, 3-1)	Oct. 25	14 - Smith	.308 - Zier	22 - Jackson	3 - Smith	16 - Mosley	3 - (2 players)
Wake Forest (W, 3-2)	Oct. 27	14 - Cerchio	.375 - Young	40 - Jackson	3 - Mosley	27 - Mosley	5 - Young
Florida State (L, 3-0)	Nov. 1	13 - Smith	.128 - Smith	27 - Jackson	1 - (2 players)	11 - Mosley	4 - Young
Miami (L, 3-1)	Nov. 3	13 - Cerchio	.375 - Robinson	21 - Jackson	2 - Lynch	16 - Mosley	2 - (2 players)
Boston College (L, 3-0)	Nov. 8	17 - Smith	.200 - Smith	27 - Jackson	1 - Smith	16 - Thomas	4 - Powell
Syracuse (L, 3-0)	Nov. 10	8 - Smith	.267 - Cerchio	25 - Jackson	1 - Thomas	7 - Mosley	2 - Cerchio
Clemson (W, 3-2)	Nov. 15	15 - Smith	.208 - Zier	26 - Jackson	3 - Mosley	13 - Mosley	7 - Cerchio

### DOUBLE-DOUBLES COUNT

Who	What	When
Talyn Jackson	31 A, 10 D	at Liberty (9/7/19)
Talyn Jackson	43 A, 12 D	at VCU (9/10/19)
Talyn Jackson	54 A, 10 D	vs. UC Irvine (9/13/19)
Talyn Jackson	50 A, 13 D	vs. Loyola Chicago (9/13/19)
Talyn Jackson	34 A, 13 D	at Air Force (9/14/19)
Talyn Jackson	50 A, 10 D	vs. Chattanooga (9/20/19)
Talyn Jackson	35 A, 14 D	vs. Arkansas State (9/20/19)
Talyn Jackson	42 A, 14 D	at Virginia (9/27/19)
Kaity Smith	14 K, 16 D	at NC State (10/4/19)
Kaity Smith	12 K, 16 D	at North Carolina (10/6/19)
Kaity Smith	12 K, 15 D	vs. Clemson (10/11/19)
Kaity Smith	12 K, 16 D	vs. [RV] Notre Dame (10/18/19)
Talyn Jackson	44 A, 15 D	vs. [RV] Notre Dame (10/18/19)
Kaity Smith	14 K, 14 D	at Duke (10/25/19)
Kaity Smith	13 K, 12 D	at Wake Forest (10/27/19)
Kaity Smith	13 K, 10 D	vs. Florida State (11/1/19)
Kaity Smith	15 K, 10 D	vs. Clemson (11/15/19)
Talyn Jackson	26 A, 12 D	vs. Clemson (11/15/19)

### TEAM, PLAYER & OPPONENT HIGHS

Kills	Attack Percentage	Assists	Service Aces	Digs	Total Blocks
Team	63 vs. UC Irvine (9/13)		13 last vs. USC Upstate (8/30)	83 at NC State (10/4)	16 vs. Clemson (11/15)
Player	Tessa Wyner - 22 vs. Loyola Chicago (9/13)		Logan Mosley & Carol Raffety - 4 vs. USC Upstate (8/30)	Logan Mosley - 39 vs. Davidson (9/7)	Anabel Zier (2x) - 8 last vs. Elon (9/7)
Opponent	71 - NC State (10/4)		13 - Virginia (9/27)	93 - NC State (10/4)	20 - Florida State (11/1)
Team	.333, 63-19-132 vs. Loyola Chicago (9/13)				
Player (min. 12 kills)	Cera Powell - .500, 16-2-28 vs. Loyola Chicago (9/13)				
Opponent	.427, 45-7-89 - Syracuse (11/13)				
Team	58 vs. UC Irvine (9/13)				
Player	Talyn Jackson - 54 vs. UC Irvine (9/13)				
Opponent	67 - NC State (10/4)				
Team					
Player					
Opponent					





## Jill WILSON

- Third season at Virginia Tech
- 17th as a coach in Division I
- Produced 15 All-SEC players and '02 ACC Player of the Year
- Averaged 20-plus wins per year at LSU (10 years)

### The Wilson File

#### PERSONAL

BORN: May 6, 1979  
 HOMETOWN: Richmond, Texas  
 FAMILY: Husband, Jared  
 COACHING RECORD AT VIRGINIA TECH: 34-55 (3rd year)  
 CAREER HEAD COACHING RECORD: 34-55 (.384)

#### EDUCATION

LSU - Bachelor of Science - Business Admin., 2001  
 JOINED TECH STAFF: Jan. 12, 2017  
 YEARS OF COLLEGIATE HEAD COACHING: 1  
 YEARS OF COLLEGIATE COACHING: 15

#### COACHING HISTORY

2017- Virginia Tech (Head Coach)  
 2013-16 LSU (Associate Head Coach)  
 2007-12 LSU (Assistant Coach)  
 2005-07 Wake Forest (Assistant Coach)  
 2002-05 North Carolina (Assistant Coach)  
 2001-02 Tennessee-Martin (Graduate Assistant)

#### PLAYING HISTORY

1997-00 LSU (outside hitter)  
 4-year letterwinner and starter  
 Ranked 6th in the SEC with 23 service aces senior year  
 Appeared in the 2000 SEC Tournament finals

#### POSTSEASON EXPERIENCE

LSU  
 2014 (First Round - Eugene, Ore.)  
 Defeated Oklahoma, Loss to Oregon  
 2013 (First Round - Seattle, Wash.)  
 Defeated Michigan, Loss to Washington  
 2010 (First Round - Norman, Okla.)  
 Loss to Tulsa  
 2009 (First Round - Baton Rouge, La.)  
 Defeated Tulane, Loss to Texas A&M  
 2008 (First Round - Los Angeles, Calif.)  
 Loss to UCLA  
 2007 (First Round - Austin, Texas)  
 Defeated New Mexico State, Loss to Texas

UNC  
 2002 (Regionals - Lincoln, Neb.)  
 Defeated Winthrop, South Carolina at home  
 Loss to Hawai'i

Jill Wilson was named the head coach of the Virginia Tech volleyball program on January 12, 2017, and enters her third year in Blacksburg.

In her second season as the head coach of the Hokies in 2018, Wilson led Tech to a four-win improvement, which was the most wins at Tech since 2015. Also, the Hokies owned a five-win improvement at home on Carilion Clinic Court to 8-5. She won three nonconference tournaments – Charlotte Invitational, Hokie Invitational sponsored by the Fairfield Inn and Suites in Christiansburg and Bobcat Invitational – bringing her total to five in two years, including a 15-8 record non-league action.

Tech started the season 8-0, marking its best start since 2009. It also defeated North Carolina 3-0 for the first time since 2011, snapping a nine-match losing streak, and marked the first sweep over the Tar Heels since 2006. Wilson picked up another win over in-state rival Virginia in the Commonwealth Clash presented by Virginia529, improving to 3-1 in her career against the Cavaliers. The Hokies also swept Georgia Tech on the road, a team that finished 15-6 at home and was an AVCA Top-100 Team, marking Wilson's first ACC sweep away from the friendly confines of Cassell Coliseum.

Under Wilson's guidance, right-side hitter Jaila Tolbert once again was named second-team All-ACC. Tolbert became the third player in school history to make the ACC all-conference team in consecutive years, as well as the 17th in program history to rack up over 1,000 kills in a career. The Minnesota native also became the first-ever Tech volleyball player to be tabbed a Senior CLASS Award candidate and the second to make the U.S. Collegiate Women's National Team – Detroit roster.

Statistically, the Hokies improved on the service line due to an aggressive style, finishing fifth in the ACC for service aces, tallying 141 to average 1.31 aces per set. One of the key reasons why there was improvement on the line was outside hitter Ester Talamazzi's team-high 34 aces, including her match versus William & Mary when she recorded the second-most aces in school history with eight. Libero Carol Raffety cracked the record book, becoming the 18th Hokie to register over 1,000 digs in a career.

Her first year in 2017 set the foundation for the program, as Wilson guided Jaila Tolbert to second-team All-ACC after she owned the highest hitting percentage in the conference for non-middle blockers (.331). Tolbert, a right-side hitter, hit more than .300 in 20 matches and earned VaSID all-state honors.

Wilson also was key in the development of Kaity Smith, who was named to the ACC All-Freshman Team, as well as the VaSID Freshman of the Year. Smith started the season breaking a school record, putting down 30 kills in her debut – a program first.

Picking up two wins over Virginia in her first season, Wilson contributed to a full point in the Virginia529 Commonwealth Clash. Wilson led Tech to two nonconference tournament titles her opening season, winning the Pepsi Panther Invitational and A-State Invitational. At the A-State Invitational, the Hokies took down Arkansas State and SMU, two teams that won 20-plus matches and earned a bid to the National Invitational Volleyball Championship (NIVC).

Wilson joined the Hokies after an extremely successful run on the bench at LSU where, as the recruiting coordinator, she signed five top-30 recruiting classes according to PrepVolleyball.com. She also helped lead the Tigers to six NCAA Tournament appearances and the 2009 SEC Championship, as well as 25-win seasons in 2007, 2009 and 2010. The Tigers averaged over 20 wins per season during her time on the LSU staff.

No stranger to the ACC, Wilson was an assistant at North Carolina from 2002-04 before serving as the top assistant at Wake Forest in 2006.

She coached two All-Americans, an ACC Player of the Year and helped lead the Tar Heels to the 2002 regular-season ACC Championship and an NCAA Sweet Sixteen appearance.









### CERA POWELL (SEER-UH)

Freshman | 6-0  
OH | Pittsboro, N.C.

High School/Club Team  
Northwood | Triangle

Major: Human Nutrition, Foods and Exercise

# 3

#### Amy Svoboda Memorial Classic All-Tournament Team

#### AT THE NET

- Has played all 27 matches.
- Had seven kills, two blocks and five digs versus Clemson (11/15)
- Recorded six kills, two digs and four blocks against Boston College (11/8). Had three kills, one dig and one block versus Syracuse (11/10).
- Posted eight kills and seven digs against Miami (11/3) ... Recorded eight kills against Florida State (11/1).
- Posted at least eight kills in both matches this past weekend at Duke (10/25) and Wake Forest (10/27).
- Four-year varsity letterwinner and three-time all-conference.
- Led the Chargers to the third round of the 2018 NCHSAA state tournament.
- Two-time Student Council Class Senator.

#### SEASON/CAREER HIGHS

Kills.....17 vs. UC Irvine (9/13/19)  
Hitting percentage......500 vs. Loyola Chicago (9/13/19)  
Assists ..... 2 vs. Clemson (10/11/19)  
Aces .....2 at Miami (Ohio) (8/30/19)  
Digs.....8 at Miami (Ohio) (8/30/19)  
Blocks..... 6 at Air Force (9/14/19)

#### MATCH-BY-MATCH STATS

NCAA Individual Match-by-Match All games as of Nov 21, 2019

#### #3 POWELL, Cera

Date	Opponent	Attack					Set					Serve					Receipt					Blocking					Team				
		SP	K	E	TA	PCT	A	TA	PCT	SA	SE	TA	PCT	RE	TA	PCT	DIGS	B	A	B	E	TOTAL	BHE	POINTS	HIT%	SCORE					
08/30/2019	vs USC Upstate	*4	12	4	34	.235	0	2	.000	1	0	7	1.000	0	1	1.000	4	0	5	0	0	0	0	0	0	0	0	15.5	234	3-1	
08/30/2019	at Miami (OH)	*4	8	5	35	.086	0	1	.000	2	2	16	.875	1	4	.750	8	0	0	0	0	0	0	0	0	0	10.0	164	1-3		
08/31/2019	vs Northwestern	*3	3	3	22	.000	0	0	0	0	0	0	0	0	0	0	0	0	0	0	0	0	0	0	0	0	3.5	070	0-3		
09/06/2019	vs Elon	*4	8	2	32	.188	0	1	.000	0	0	0	0	0	0	0	0	0	0	0	0	0	0	0	0	0	10.0	214	3-1		
09/07/2019	vs Davidson	*4	7	1	28	.214	0	1	.000	0	0	0	0	0	0	0	0	0	0	0	0	0	0	0	0	0	1.0	179	3-1		
09/07/2019	at Liberty	*4	7	7	25	.000	0	2	.000	0	0	1	1.000	0	0	0	0	0	0	0	0	0	0	0	0	0	7.5	159	1-3		
09/10/2019	at VCU	*4	9	4	20	.250	0	2	.000	0	0	0	0	0	0	0	0	0	0	0	0	0	0	0	0	0	9.0	220	1-3		
09/13/2019	vs UC Irvine	*5	17	6	38	.289	0	1	.000	0	0	0	0	0	0	0	0	0	0	0	0	0	0	0	0	0	17.0	253	3-2		
09/13/2019	vs Loyola Chicago	*4	16	2	28	.500	1	6	.167	0	0	0	0	0	0	0	0	0	0	0	0	0	0	0	0	0	17.0	333	3-1		
09/14/2019	at Air Force	*4	14	5	40	.225	0	1	.000	0	0	1	1.000	0	0	0	0	0	0	0	0	0	0	0	0	0	17.5	202	3-1		
09/20/2019	Chattanooga	*5	9	7	45	.044	0	1	.000	0	0	0	0	0	0	0	0	0	0	0	0	0	0	0	0	0	9.5	190	3-2		
09/20/2019	Arkansas St.	*4	9	5	33	.121	0	1	.000	0	0	0	0	0	0	0	0	0	0	0	0	0	0	0	0	0	10.0	130	1-3		
09/21/2019	Charlotte	*3	7	4	21	.143	0	2	.000	0	0	0	0	0	0	0	0	0	0	0	0	0	0	0	0	0	7.0	174	0-3		
09/27/2019	at Virginia	*3	3	6	23	.130	0	3	.000	0	0	0	0	0	0	0	0	0	0	0	0	0	0	0	0	0	3.0	204	1-3		
09/29/2019	at Pittsburgh	*3	5	4	29	.172	0	1	.000	0	0	0	0	0	0	0	0	0	0	0	0	0	0	0	0	0	6.0	263	0-3		
10/04/2019	at NC State	*5	14	8	55	.109	0	1	.000	0	0	0	0	0	0	0	0	0	0	0	0	0	0	0	0	0	15.5	153	2-3		
10/06/2019	at North Carolina	*4	13	6	53	.245	1	11	.000	0	0	0	0	0	0	0	0	0	0	0	0	0	0	0	0	0	13	923	2-3		
10/11/2019	Clemson	*4	5	6	30	.033	2	2	.100	0	0	0	0	0	0	0	0	0	0	0	0	0	0	0	0	0	5.0	120	1-3		
10/13/2019	Georgia Tech	*3	8	2	24	.250	0	1	.000	0	0	0	0	0	0	0	0	0	0	0	0	0	0	0	0	0	8.5	113	0-3		
10/18/2019	Notre Dame	*4	11	4	35	.200	0	3	.000	0	2	14	.875	0	0	0	0	0	0	0	0	0	0	0	0	0	11.0	161	1-3		
10/20/2019	Louisville	*4	12	2	35	.286	1	2	.500	0	4	15	.733	0	1	1.000	2	0	0	0	0	0	0	0	0	0	0	12.0	235	3-1	
10/25/2019	at Duke	*4	8	5	32	.094	0	0	0	0	0	0	0	0	0	0	0	0	0	0	0	0	0	0	0	0	8.0	130	1-3		
10/27/2019	at Wake Forest	*5	9	5	36	.250	2	4	.500	1	1	13	.923	0	0	0	0	0	0	0	0	0	0	0	0	0	12.5	331	3-2		
11/01/2019	Florida St.	*3	8	5	28	.107	0	3	.000	0	0	13	1.000	0	0	0	0	0	0	0	0	0	0	0	0	0	9.0	041	0-3		
11/03/2019	Miami (FL)	*4	8	4	29	.138	0	2	.000	0	1	8	.875	0	0	0	0	0	0	0	0	0	0	0	0	0	8.0	068	1-3		
11/08/2019	at Boston College	*5	6	2	28	.214	0	0	0	0	1	10	.900	0	0	0	0	0	0	0	0	0	0	0	0	0	8.0	299	0-3		
11/10/2019	at Syracuse	*3	3	2	11	.091	0	3	.000	0	0	0	0	0	0	0	0	0	0	0	0	0	0	0	0	0	3.5	078	0-3		
11/15/2019	at Clemson	*5	7	4	26	.269	0	3	.000	0	2	2	.000	0	0	0	0	0	0	0	0	0	0	0	0	0	8.0	335	3-2		
<b>Totals</b>			<b>109</b>	<b>246</b>	<b>120</b>	<b>.875</b>	<b>.144</b>	<b>.750</b>	<b>.140</b>	<b>.5</b>	<b>14</b>	<b>108</b>	<b>.870</b>	<b>2</b>	<b>14</b>	<b>.857</b>	<b>64</b>	<b>5</b>	<b>35</b>	<b>3</b>	<b>22.5</b>	<b>1</b>	<b>273.5</b>								

Player Averages	Sets Played	Kills per set	Assists per set	Service aces per set	Digs per set	Blocks per set	Points per set
	109	2.26	0.06	0.05	0.59	0.21	2.51



### LOGAN MOSLEY

Freshman | 5-6  
L/DS | Apex, N.C.

High School/Club Team  
Cary Christian | Triangle

Major: University Studies

# 4

#### Miami Invitational All-Tournament Team

#### AT THE NET

- Has played in all 28 matches, playing 26 at libero.
- Had three aces and 13 digs against Clemson (11/15)
- Recorded seven digs and one assist versus Syracuse (11/10). Had nine digs and four assists against Boston College (11/8).
- Set the single-match digs record at Tech in just her fifth match, scooping up 39 digs versus Davidson (9/7).
- Scooped up 16 digs and posted two assists. Had 11 digs versus Florida State (11/1) and recorded an ace.
- Had her double-digit digs streak snap at then-No. 4 Pitt (9/29), getting it up to a career-high seven straight matches.
- Her 20-plus digs marked the first time a Tech freshman accomplished the feat since 2016.
- 2017 NCISAA Player of the Year and first-team all-state.
- Was a key cog in USA Volleyball 18U's championship run at nationals in 2018.
- Led USA Volleyball 16U to a third-place finish at '17 nationals.
- Her mother, Victoria, played college volleyball at Barton.

#### SEASON/CAREER HIGHS

Kills.....1, 4x, last at UNC (10/6/19)  
Hitting percentage..... 1.000 at Miami (Ohio) (8/30/19)  
Assists .....6, 2x, last at UNC (10/6/19)  
Aces ..... 4 vs. USC Upstate (8/30/19)  
Digs.....39 vs. Davidson (9/7/19)  
Blocks.....

#### MATCH-BY-MATCH STATS

Date	Opponent	Attack					Set					Serve					Receipt					Blocking					Team		
		SP	K	E	TA	PCT	A	TA	PCT	SA	SE	TA	PCT	RE	TA	PCT	DIGS	B	A	B	E	TOTAL	BHE	POINTS	HIT%	SCORE			
08/30/2019	vs USC Upstate	*4	0	0	0	.000	2	12	.167	4	0	26	1.000	0	11	1.000	19	0	0	0	0	0	0	0	0	0	4.0	234	3-1
08/30/2019	at Miami (OH)	*4	1	0	1	.000	6	17	.353	0	0	11	1.000	0	30	1.000	24	0	0	0	0	0	0	0	0	1.0	164	1-3	
08/31/2019	vs Northwestern	*3	0	0	0	.000	2	10	.200	3	0	14	1.000	1	18	.944	17	0	0	0	0	0	0	0	0	3.0	070	0-3	
09/06/2019	vs Elon	*4	0	0	1	.000	2	9	.222	1	0	19	1.000	2	18	.889	21	0	0	0	0	0	0	0	0	1.0	214	3-1	
09/07/2019	vs Davidson	*4	0	0	1	.000	3	13	.231	1	2	18	.889	1	26	.962	39	0	0	0	0	0	0	0	0	1.0	179	3-1	
09/07/2019	at Liberty	*4	1	0	2	.500	5	18	.278	0	0	18	1.000	2	31	.935	16	0	0	0	0	0	0	0	0	1.0	159	1-3	
09/10/2019	at VCU	*4	0	0	0	.000	5	13	.385	0	1	16	.938	3	37	.919	9	0	0	0	0	0	0	0	0	0.0	220	1-3	
09/13/2019	vs UC Irvine	*5	0	0	1	.000	1	17	.059	1	19	.947	1	26	.962	22	0	0	0	0	0	0	0	0	0	1.0	253	3-2	
09/13/2019	vs Loyola Chicago	*4	1	3	3	.000	3	12	.250	0	0	14	1.000	0	22	1.000	13	0	0	0	0	0	0	0	0	1.0	333	3-1	
09/14/2019	at Air Force	*4	1	1	3	.000	4	15	.267	0	0	16	1.000	1	15	.933	12	0	0	0	0	0	0	0	0	2.0	202	3-1	
09/20/2019	Chattanooga	*5	0	0	0	.000	5	14	.357																				





**CAROL RAFFETY**

Senior | 5-11  
L/DS | Novato, Calif.

High School/Club Team  
Marin Catholic | Absolute

Major: Criminology

5

**Two-time ACC Academic Honor Roll  
2018-19 All-ACC Academic Volleyball Team**

**AT THE NET**

- Has played in eight matches.
- Scooped up a season-high nine digs and had two assists at Air Force (9/14).
- Tallied seven digs and two assists at Miami (Ohio) (8/30).
- Tied a career-high four aces and posted five digs versus USC Upstate (8/30).
- Currently No. 6 all-time in program history for career digs.
- Had nine 20-plus dig matches in 2018.
- Registered 13 digs, including her 1,000th career dig in the third set to become the 18th Hokie to ever accomplish the feat, and three assists versus IUPUI (9/7).
- Played in all 30 matches in 2018.
- Broke the freshman digs record with 481 in 2016, a mark that had been held by Amanda Cloyd since 2004.

**SEASON HIGHS**

Kills..... 1 vs. USC Upstate (8/30/19)  
Hitting percentage..... 1.000 vs. USC Upstate (8/30/19)  
Assists ..... 2, 2x, last at Air Force (9/14/19)  
Aces ..... 4 vs. USC Upstate (8/30/19)  
Digs..... 9 at Air Force (9/14/19)  
Blocks

**CAREER HIGHS**

Kills..... 9 at Florida State (10/14/16)  
Hitting percentage..... 1.00 (2x)  
Assists ..... 7 (2x)  
Aces ..... 4, 2x, vs. USC Upstate (8/30/19)  
Digs..... 28 vs. Appalachian State (8/26/16)  
Blocks..... 1 at Florida State (10/14/16)

**MATCH-BY-MATCH STATS**

Date	Opponent	Attack				Set				Serve				Recept				Blocking				Team			
		SP	K	E	TA	PCT	A	TA	PCT	SA	SE	TA	PCT	RE	TA	PCT	DIG	BS	BA	BE	TOTAL	BHE	POINTS	HIT%	SCORE
08/30/2019	vs USC Upstate	4	1	0	1	1.000	0	1	.000	4	3	25	.880	1	11	.909	5	0	0	0	0	0	5.0	.234	3-1
08/30/2019	at Miami (OH)	4	0	0	0	.000	2	4	.500	0	1	15	.933	0	15	1.000	7	0	0	0	0	0	0.0	.164	1-3
08/31/2019	vs Northwestern	*2	0	0	0	.000	1	2	.500	0	1	4	.750	1	8	.875	2	0	0	0	0	0	0.0	.070	0-3
09/13/2019	vs UC Irvine	4	0	0	0	.000	0	0	.000	0	1	4	.750	0	6	1.000	1	0	0	0	0	0	0.0	.253	3-2
09/13/2019	vs Loyola Chicago	4	0	1	.000	2	2	1.000	0	2	9	.778	0	17	1.000	3	0	0	0	0	0	0	0.0	.333	3-1
09/14/2019	at Air Force	4	0	0	0	.000	2	3	.667	0	1	5	.800	1	6	.833	9	0	0	0	0	0	0.0	.202	3-1
09/20/2019	Chattanooga	5	0	0	0	.000	0	1	.000	0	0	0	.000	1	20	.950	4	0	0	0	0	0	0.0	.190	3-2
09/20/2019	Arkansas St.	3	0	0	0	.000	0	0	.000	0	0	0	.000	0	4	1.000	0	0	0	0	0	0	0.0	.130	1-3
<b>Totals</b>		<b>30</b>	<b>1</b>	<b>0</b>	<b>2</b>	<b>.500</b>	<b>7</b>	<b>13</b>	<b>.538</b>	<b>4</b>	<b>9</b>	<b>.62</b>	<b>.855</b>	<b>4</b>	<b>87</b>	<b>.954</b>	<b>31</b>	<b>0</b>	<b>0</b>	<b>0</b>	<b>0</b>	<b>0</b>	<b>5.0</b>		

Player Averages						
Sets Played	Kills per set	Assists per set	Service aces per set	Digs per set	Blocks per set	Points per set
30	0.03	0.23	0.13	1.03	0.00	0.17



**ANGEL ROBINSON**

Sophomore | 6-0  
MB | Norman, Okla.

High School/Club Team  
Norman North | Peak

Major: Human Development

6

**AT THE NET**

- Has played in ten matches.
- Had two kills, one assist and three blocks against Boston College (11/8).
- Had four kills and two blocks against Miami (11/3)
- Recorded her second-highest kill total of the season at North Carolina (10/6) with five.
- Collected a season-high seven kills and four blocks at Liberty (9/7).
- Tallied three kills, one assist and two blocks against USC Upstate (8/30) in the season opener.
- Put down the first kill of her career versus Presbyterian (8/25).
- Four-year letterwinner coached by Stephanie Kane at North Norman.
- Guided North Norman to the OSSAA 6A State title match two years in a row, finishing runner-up in 2016 and 2017.

**SEASON HIGHS**

Kills..... 7 at Liberty (9/7/19)  
Hitting percentage..... 500 vs. Davidson (9/7/19)  
Assists ..... 1 vs. USC Upstate (8/30/19)  
Aces .....  
Digs.....  
Blocks..... 4 at Liberty (9/7/19)

**CAREER HIGHS**

Kills..... 11 vs. Clemson (11/21/18)  
Hitting percentage..... 615 at Syracuse (11/8/18)  
Assists .....  
Aces ..... 1 vs. William & Mary (8/31/18)  
Digs..... 1 (2x)  
Blocks..... 6 vs. Duke (10/21/18)

**MATCH-BY-MATCH STATS**

NCAA Individual Match-by-Match All games Page 6/16 as of Nov 21, 2019

#6 ROBINSON, Angel

Date	Opponent	Attack				Set				Serve				Recept				Blocking				Team			
		SP	K	E	TA	PCT	A	TA	PCT	SA	SE	TA	PCT	RE	TA	PCT	DIG	BS	BA	BE	TOTAL	BHE	POINTS	HIT%	SCORE
08/30/2019	vs USC Upstate	*2	3	2	11	.091	1	1	1.000	0	0	0	.000	0	0	.000	0	0	2	0	2.0	0	4.0	.234	3-1
09/07/2019	vs Davidson	*1	2	0	4	.500	0	1	.000	0	0	0	.000	0	0	.000	0	0	0	0	0.0	0	2.0	.179	3-1
09/07/2019	at Liberty	4	7	5	20	.100	0	1	.000	0	0	0	.000	0	0	.000	0	1	3	0	4.0	0	9.5	.159	1-3
09/13/2019	vs UC Irvine	1	0	0	1	.000	0	0	.000	0	0	0	.000	0	0	.000	0	0	0	0	0.0	0	0.0	.253	3-2
10/04/2019	at NC State	4	3	0	10	.300	0	0	.000	0	0	0	.000	0	0	.000	0	0	0	0	0.0	0	3.0	.153	2-3
10/06/2019	at North Carolina	*4	5	3	17	.294	1	1	1.000	0	0	0	.000	0	0	.000	0	1	0	0	1.0	0	6.0	.346	1-3
10/18/2019	Notre Dame	1	0	1	3	.333	0	0	.000	0	0	0	.000	0	0	.000	0	0	0	0	0.0	0	0.0	.161	1-3
11/01/2019	Florida St.	1	0	0	0	.000	0	0	.000	0	0	0	.000	0	0	.000	0	0	0	0	0.0	0	0.0	.041	0-3
11/03/2019	Miami (FL)	2	4	1	8	.375	0	0	.000	0	0	0	.000	0	0	.000	0	1	1	0	2.0	0	5.5	.068	1-3
11/08/2019	at Boston College	*2	2	5	10	.200	1	1	1.000	0	0	0	.000	0	0	.000	1	0	3	0	3.0	0	3.5	.299	0-3
<b>Totals</b>		<b>22</b>	<b>26</b>	<b>17</b>	<b>84</b>	<b>.107</b>	<b>3</b>	<b>5</b>	<b>.600</b>	<b>0</b>	<b>0</b>	<b>0</b>	<b>.000</b>	<b>0</b>	<b>0</b>	<b>.000</b>	<b>0</b>	<b>1</b>	<b>3</b>	<b>0</b>	<b>7.5</b>	<b>0</b>	<b>33.5</b>		

Player Averages						
Sets Played	Kills per set	Assists per set	Service aces per set	Digs per set	Blocks per set	Points per set
22	1.18	0.14	0.00	0.05	0.34	1.52





### SARAH JANE LYNCH

Sophomore | 6-2  
S | Roswell, Ga.

High School/Club Team  
Mount Pisgah Christian | A5

Major: Computer Science

11



### ESTER TALAMAZZI (Tal-uh-MAHT-zee)

Senior | 6-0  
OH | Campo Ligure, Genoa, Italy

High School/Club Team  
Liceo Scientifico A. Antonelli | Volleyro'

Major: Marketing

14

#### 2018-19 ACC Academic Honor Roll

##### AT THE NET

- Has played in 13 matches.
- Had 19 assists, three aces and four digs against Clemson (11/15)
- Recorded 14 assists and career-highs in aces and blocks with two a piece against Miami (11/3).
- Came in versus Duke (10/25) and filled in nicely, dishing out an ACC-high 15 assists to go along with a career-high 4 digs.
- Recorded her first-ever kill against Charlotte (9/21).
- Posted five assists and three digs versus Miami (Ohio) (8/30).
- Racked up a career-high 21 assists and three digs versus USC Upstate (8/30) in the season opener.
- Played in 19 matches in 2018.
- Named to the Class of 2018 Senior Aces Top 150.
- First team GHSA All-State in 2016.
- Guided A5 to the 2016 USA Volleyball National Championship crown in 16-U Open Division.

##### SEASON HIGHS

Kills..... 1 vs. Charlotte (9/21/19)  
Hitting percentage..... 1.000 vs. Charlotte (9/21/19)  
Assists ..... 21 vs. USC Upstate (8/30/19)  
Aces ..... 1, 3x, last vs. Clemson (10/11/19)  
Digs..... 3, 2x, last at Miami (Ohio) (8/30/19)  
Blocks..... 1 vs. Davidson (9/7/19)

##### CAREER HIGHS

Kills..... 1 vs. Charlotte (9/21/19)  
Hitting percentage..... 1.000 vs. Charlotte (9/21/19)  
Assists ..... 21 vs. USC Upstate (8/30/19)  
Aces ..... 2 at Georgia Tech (10/5/18)  
Digs..... 3, 3x, last at Miami (Ohio) (8/30/19)  
Blocks..... 1 vs. Davidson (9/7/19)

##### MATCH-BY-MATCH STATS

Date	Opponent	Attack			Set			Serve			Recept			Blocking			Team								
		SP	K	E	TA	PCT	A	TA	PCT	SA	SE	TA	PCT	RE	TA	PCT	DIG	BS	BA	BETOTAL	BHE	POINTS	HIT%	SCORE	
08/30/2019	vs USC Upstate	2	0	0	4	.000	21	47	.447	0	0	4	1.000	0	0	0.000	3	0	0	0	0	0	0.0	234	3-1
08/30/2019	at Miami (OH)	*1	0	0	1	.000	5	23	.217	0	0	2	1.000	0	0	0.000	3	0	0	0	0	0	0.0	164	1-3
09/07/2019	vs Davidson	1	1	0	2	.500	5	16	.313	0	1	4	.750	0	0	0.000	2	0	1	0	1	0	1.5	179	3-1
09/20/2019	Chattanooga	1	0	0	0	.000	0	0	.000	1	0	1	1.000	0	0	0.000	0	0	0	0	0	0	1.0	190	3-2
09/21/2019	Charlotte	1	1	0	1	1.000	1	5	.200	0	0	3	1.000	0	0	0.000	0	0	0	0	0	0	2	104	0-3
09/27/2019	at Virginia	2	0	0	0	.000	0	0	.000	1	0	3	1.000	0	0	0.000	0	0	0	0	0	0	1.0	204	1-3
10/04/2019	at NC State	3	0	0	0	.000	0	0	.000	0	0	6	1.000	0	0	0.000	0	0	0	0	0	0	0.0	153	2-3
10/06/2019	at North Carolina	3	0	0	0	.000	0	0	.000	0	0	4	1.000	0	0	0.000	0	0	0	0	0	0	0.0	346	1-3
10/11/2019	Clemson	*4	0	0	0	.000	0	1	.000	1	1	13	.923	0	0	0.000	1	0	0	0	0	0	1.0	120	1-3
10/13/2019	Georgia Tech	1	0	0	0	.000	0	0	.000	0	0	1	1.000	0	0	0.000	0	0	0	0	0	0	0.0	113	0-3
10/25/2019	at Duke	2	0	0	1	.000	15	41	.366	0	0	8	1.000	0	0	0.000	4	0	1	0	1	0	0.5	130	1-3
11/03/2019	Miami (FL)	2	0	0	0	.000	14	48	.292	2	0	9	1.000	0	0	0.000	3	0	2	0	2	0	3.0	068	1-3
11/15/2019	at Clemson	3	1	0	5	.200	19	59	.322	3	1	9	.889	0	0	0.000	4	0	1	0	1	0	4.5	335	3-2
<b>Totals</b>		<b>26</b>	<b>3</b>	<b>0</b>	<b>14</b>	<b>.214</b>	<b>80</b>	<b>240</b>	<b>.333</b>	<b>8</b>	<b>3</b>	<b>67</b>	<b>.955</b>	<b>0</b>	<b>0</b>	<b>0.000</b>	<b>20</b>	<b>0</b>	<b>5</b>	<b>0</b>	<b>2.5</b>	<b>2</b>	<b>13.5</b>		

Player Averages						
Sets Played	Kills per set	Assists per set	Service aces per set	Digs per set	Blocks per set	Points per set
35	0.71	0.29	0.17	1.80	0.03	0.91

#### Two-time ACC Academic Honor Roll

#### 2017-18 All-ACC Academic Volleyball Team ACC Freshman of the Week (9/4/17)

##### AT THE NET

- Has played in 14 matches.
- Posted six digs versus NC State (10/4)
- Tallied five kills and two digs against UVA (9/27).
- Finished with 11 digs and tied a season-high two aces against Charlotte (9/21).
- Scooped up a season-high 12 digs against Elon (9/6).
- Posted four kills, two service aces and three digs against USC Upstate (8/30) in the season opener.
- Played in all 30 matches, drawing 28 starts in 2018.
- Set a career-high eight aces, tied for the second-most in school history, with five kills versus William & Mary (8/31).
- Scooped up a career-high 22 digs and put down nine kills in a near double-double effort in Tech's clash with Charlotte (8/25).
- Tied with Annie Spicer for 8th all-time (290) in freshman kills.

##### SEASON HIGHS

Kills..... 5, 2x, last at UVA (9/27/19)  
Hitting percentage..... .308 at Liberty (9/7/19)  
Assists ..... 3, 2x, last vs. Davidson (9/7/19)  
Aces ..... 2, 3x, last vs. Charlotte (9/21/19)  
Digs..... 12 vs. Elon (9/6/19)  
Blocks..... 1 at Air Force (9/14/19)

##### CAREER HIGHS

Kills..... 17 vs. Notre Dame (10/8/17)  
Hitting percentage..... .462 vs. South Dakota State (8/25/17)  
Assists ..... 3, 3x, last vs. Davidson (9/7/19)  
Aces ..... 8 vs. William & Mary (8/31/18)  
Digs..... 22 at Charlotte (8/25/18)  
Blocks..... 5 at Boston College (11/16/18)

##### MATCH-BY-MATCH STATS

Date	Opponent	Attack			Set			Serve			Recept			Blocking			Team								
		SP	K	E	TA	PCT	A	TA	PCT	SA	SE	TA	PCT	RE	TA	PCT	DIG	BS	BA	BETOTAL	BHE	POINTS	HIT%	SCORE	
08/30/2019	vs USC Upstate	2	4	3	9	.111	0	0	.000	2	0	8	1.000	1	4	.750	3	0	0	0	0	0	6.0	234	3-1
08/30/2019	at Miami (OH)	1	2	2	6	.000	0	1	.000	0	1	4	.750	0	2	1.000	1	0	0	0	0	0	2.0	164	1-3
09/06/2019	vs Elon	4	0	0	5	.000	3	7	.429	0	2	13	.846	0	0	0.000	12	0	0	0	0	0	0.0	214	3-1
09/07/2019	vs Davidson	4	1	3	9	.222	3	3	1.000	2	2	16	.875	0	0	0.000	8	0	0	0	0	0	3.0	179	3-1
09/07/2019	at Liberty	*4	4	0	14	.286	0	6	.000	0	2	12	.833	0	3	1.000	9	0	0	0	0	0	4.0	159	1-3
09/10/2019	at VCU	2	0	0	0	.000	0	0	.000	0	2	9	.778	0	0	0.000	5	0	0	0	0	0	0.0	220	1-3
09/13/2019	vs Loyola Chicago	1	0	0	0	.000	0	0	.000	0	0	0	.000	0	0	0.000	0	0	0	0	0	0	0.0	333	3-1
09/14/2019	at Air Force	1	2	1	7	.143	1	2	.500	0	0	3	1.000	0	3	1.000	2	0	1	0	1	0	2.5	202	3-1
09/20/2019	Chattanooga	2	5	7	18	.111	0	0	.000	2	3	333	.000	0	0	0.000	4	0	0	0	0	0	5.0	190	3-2
09/21/2019	Charlotte	*3	0	0	1	.000	0	1	.000	2	1	12	.917	0	11	1.000	11	0	0	0	0	0	2.0	174	0-3
09/27/2019	at Virginia	2	5	3	15	.133	0	1	.000	0	0	0	.000	0	2	1.000	2	0	1	0	1	0	5.5	204	1-3
10/04/2019	at NC State	4	0	2	4	.500	3	5	.600	0	2	15	.867	0	5	1.000	6	0	0	0	0	0	0.0	153	2-3
10/06/2019	at North Carolina	1	0	2	2	.000	0	0	.000	0	0	0	.000	0	0	0.000	0	0	0	0	0	0	0.0	346	1-3
10/11/2019	Clemson	1	0	1	1	.000	0	0	.000	0	0	0	.000	0	0	0.000	0	0	0	0	0	0	0.0	120	1-3
11/15/2019	at Clemson	3	2	1	6	.333	0	0	.000	0	0	0	.000	0	1	1.000	0	0	0	0	0	0	2.0	335	3-2
<b>Totals</b>		<b>35</b>	<b>25</b>	<b>25</b>	<b>97</b>	<b>.000</b>	<b>10</b>	<b>26</b>	<b>.385</b>	<b>6</b>	<b>14</b>	<b>93</b>	<b>.849</b>	<b>1</b>	<b>31</b>	<b>.968</b>	<b>63</b>	<b>0</b>	<b>2</b>	<b>0</b>	<b>1.0</b>	<b>0</b>	<b>32.0</b>		

Player Averages						
Sets Played	Kills per set	Assists per set	Service aces per set	Digs per set	Blocks per set	Points per set
35	0.71	0.29	0.17	1.80	0.03	0.91









**MARISA CERCHIO** (Sir-ko)

Junior | 6-3  
MB/RS | Cincinnati, Ohio

High School/Club Team  
Turpin | NKYYC

Major: Marketing

19

**Liberty Invitational All-Tournament Team**  
**Two-time ACC Academic Honor Roll**  
**2018-19 All-ACC Academic Volleyball Team**

**AT THE NET**

- Has played in all 28 matches.
- Had 10 kills, one assist and eight blocks against Clemson (11/15).
- Recorded five kills and two blocks versus Syracuse (11/10). Had five kills and one block against Boston College (11/8).
- Earned double-digit kills in seven straight matches from Sept. 6-14, averaging 3.17 kills per set during that stretch.
- Hit a season-best .831, the third-best mark in school history, with 13 kills and four blocks against William & Mary (8/31).

**SEASON HIGHS**

Kills.....15, 2x, last at UVA (9/27/19)  
Hitting percentage......455 vs. USC Upstate (8/30/19)  
Assists ..... 1, 3x, last at No. 4 Pitt (9/27/19)  
Aces ..... 1 vs. Georgia Tech (10/13/19)  
Digs..... 4 vs. Wake Forest (10/27/19)  
Blocks.....5 vs. Elon (9/6/19)

**CAREER HIGHS**

Kills.....15, 3x, last at UVA (9/27/19)  
Hitting percentage..... 1.00 vs. Wake Forest (10/20/17)  
Assists ..... 1, 3x, last vs. UC Irvine (9/13/19)  
Aces ..... 3 vs. Presbyterian (8/25/18)  
Digs.....6 vs. Notre Dame (10/8/17)  
Blocks..... 11 vs. Clemson (11/21/18)

**MATCH-BY-MATCH STATS**

Date	Opponent	Attack			Set			Serve			Recept			Blocking			Team								
		SP	K	E	TA	PCT	A	TA	PCT	SA	SE	TA	PCT	RE	TA	PCT	DIGS	BA	BE	TOTAL	BHE	POINTS	HIT%	SCORE	
08/30/2019	vs USC Upstate	*4	11	1	22	.455	0	0	.000	0	0	.000	0	0	.000	2	0	2	0	2.0	0	12.0	234	3-1	
08/31/2019	at Miami (OH)	*4	7	5	27	.074	1	2	.500	0	0	.000	0	1	1.000	0	0	2	1	2.0	0	8.0	164	1-3	
09/06/2019	vs Northwestern	*3	8	6	22	.091	0	0	.000	0	0	.000	0	0	.000	2	0	3	0	3.0	0	9.5	070	0-3	
09/06/2019	vs Elon	*4	13	1	32	.375	0	0	.000	0	0	.000	0	0	.000	2	0	5	0	5.0	0	15.5	214	3-1	
09/07/2019	vs Davidson	*4	14	5	31	.290	0	1	.000	0	0	.000	0	0	.000	0	4	0	4	0	4.0	16.0	179	3-1	
09/07/2019	at Liberty	*4	15	4	38	.289	0	0	.000	0	2	1.000	0	0	.000	1	0	3	0	3.0	0	16.5	159	1-3	
09/10/2019	at VCU	*4	15	4	33	.333	0	0	.000	0	0	.000	0	0	.000	0	0	0	0	0.0	0	15.0	220	1-3	
09/13/2019	vs UC Irvine	*5	12	6	31	.194	1	1	1.000	0	0	1.000	0	2	1.000	2	0	3	0	3.0	0	13.5	253	3-2	
09/13/2019	vs Loyola Chicago	*4	13	5	28	.286	0	0	.000	0	0	.000	0	0	.000	1	0	2	1	2.0	0	14.0	333	3-1	
09/14/2019	at Air Force	*4	12	5	32	.219	0	0	.000	0	0	.000	0	0	.000	0	0	0	0	0.0	0	12.0	202	3-1	
09/20/2019	at Chattanooga	*3	6	1	13	.385	0	1	.000	0	0	.000	0	0	.000	1	0	1	0	1.0	0	6.5	190	3-2	
09/20/2019	Arkansas St.	*4	10	8	34	.059	0	1	.000	0	0	.000	0	0	.000	1	0	4	0	4.0	0	12.0	130	1-3	
09/21/2019	Charlotte	*3	8	4	27	.148	0	1	.000	0	0	.000	0	0	.000	2	0	0	1	1.0	0	8.0	174	0-3	
09/27/2019	at Virginia	*4	15	7	33	.242	0	1	.000	0	0	.000	0	0	.000	0	1	0	1	1.0	0	15.5	204	1-3	
09/29/2019	at Pittsburgh	*3	7	4	19	.368	1	2	.500	0	0	.000	0	0	.000	0	1	2	1	1.0	0	7.5	263	0-3	
10/04/2019	at NC State	*5	10	8	34	.059	0	0	.000	0	0	.000	0	0	.000	1	0	0	0	0.0	0	10.0	153	2-3	
10/06/2019	at North Carolina	*4	11	4	26	.423	0	0	.000	0	0	.000	0	0	.000	1	1	0	0	1.0	0	12.0	346	1-3	
10/11/2019	Clemson	*4	10	3	24	.292	0	0	.000	0	0	.000	0	1	1.000	0	0	2	0	2.0	0	11.0	120	1-3	
10/13/2019	Georgia Tech	*3	8	1	14	.500	0	1	.000	1	0	1.000	0	0	.000	2	0	2	0	2.0	0	10.0	113	0-3	
10/18/2019	Notre Dame	*4	9	4	31	.161	0	2	.000	0	0	.000	0	0	.000	0	1	1	0	1.0	0	9.5	161	1-3	
10/20/2019	Louisville	*4	11	5	29	.207	0	0	.000	0	0	.000	0	0	.000	1	0	1	0	1.0	0	11.5	225	3-1	
10/25/2019	at Duke	*4	10	7	29	.103	0	0	.000	0	0	.000	0	0	.000	1	0	3	0	3.0	0	11.5	130	1-3	
10/27/2019	at Wake Forest	*5	14	5	37	.378	0	0	.000	0	0	.000	0	0	.000	4	1	4	0	5.0	0	17.0	331	3-2	
11/01/2019	Florida St.	*3	5	4	19	.053	0	1	.000	0	0	.000	0	0	.000	1	0	0	0	0.0	0	5.0	041	0-3	
11/03/2019	Miami (FL)	*4	13	8	30	.167	0	3	.000	0	0	.000	0	0	.000	1	1	1	0	2.0	0	14.5	068	1-3	
11/08/2019	at Boston College	*3	5	6	15	.333	0	0	.000	0	0	.000	0	0	.000	0	0	1	0	1.0	0	5.5	299	0-3	
11/10/2019	at Syracuse	*3	5	1	15	.267	0	0	.000	0	1	1.000	0	1	1.000	0	2	0	2	2.0	0	6.0	078	0-3	
11/15/2019	at Clemson	*5	10	6	24	.417	1	3	.333	0	1	1.000	0	1	1.000	4	1	7	0	8.0	0	14.5	335	3-2	
<b>Totals</b>			<b>108</b>	<b>287</b>	<b>128</b>	<b>.749</b>	<b>.212</b>	<b>4</b>	<b>.200</b>	<b>1</b>	<b>1</b>	<b>.366</b>	<b>.972</b>	<b>0</b>	<b>6</b>	<b>1.000</b>	<b>30</b>	<b>4</b>	<b>55</b>	<b>6</b>	<b>31.5</b>	<b>0</b>	<b>319.5</b>		



**ABBY MCKINZIE**

Senior | 5-9  
L/DS | East Leroy, Mich.

High School/Club Team  
St. Philip Catholic Central | Dead Frog

Major: Communications

20

**Three-time ACC Academic Honor Roll**  
**ACC and VT SAAC President**

**AT THE NET**

- Has played in 25 matches.
- Had four digs and her first kill of the season against Clemson (11/15)
- Had five digs against Syracuse (11/10). Posted five digs versus Boston College (11/8). Recorded a season-high nine digs at Wake Forest (10/27).
- Collected five digs versus Miami (11/3) ... Had seven digs and two assists against Florida State (11/1)
- Had 20 digs at the Hokie Invitational (9/20-21).
- Finished with her second-highest dig total of the season with three against then-No. 22 Louisville (10/12).

**SEASON HIGHS**

Kills.....1 at Clemson (11/15/19)  
Hitting percentage.....  
Assists ..... 2 at UVA (9/27/19)  
Aces ..... 2 vs. Wake Forest (10/27/19)  
Digs.....9 vs. Wake Forest (10/27/19)  
Blocks.....

**CAREER HIGHS**

Kills..... 1 vs. Temple (9/2/16)  
Hitting percentage..... 1.00 at Temple (9/2/16)  
Assists ..... 2, 4x, last at Syracuse (11/18/18)  
Aces ..... 4 vs. Robert Morris (9/1/18)  
Digs..... 11, 2x, last vs. Idaho State (8/25/17)  
Blocks.....

**MATCH-BY-MATCH STATS**

Date	Opponent	Attack			Set			Serve			Recept			Blocking			Team									
		SP	K	E	TA	PCT	A	TA	PCT	SA	SE	TA	PCT	RE	TA	PCT	DIGS	BA	BE	TOTAL	BHE	POINTS	HIT%	SCORE		
08/30/2019	vs USC Upstate	*2	0	0	.000	0	1	3	.667	0	0	.000	0	0	.000	0	0	0	0	0.0	0	0	0	0	0	0
08/31/2019	at Miami (OH)	*1	0	0	.000	0	0	.000	0	0	2	1.000	0	0	.000	0	0	0	0	0.0	0	0	0	0	0	0
08/31/2019	vs Northwestern	*1	0	0	.000	0	0	.000	1	0	3	1.000	1	3	.667	1	0	0	0	0.0	0	1	0	0	0	0
09/07/2019	at Liberty	*1	0	0	.000	0	0	.000	0	0	3	1.000	0	1	1.000	0	0	0	0	0.0	0	0	0	0	0	0
09/10/2019	at VCU	*2	0	0	.000	0	3	.000	0	0	8	1.000	0	4	1.000	2	0	0	0	0.0	0	0	0	0	0	0
09/13/2019	vs UC Irvine	*5	0	0	.000	0	2	.000	1	1	20	.950	0	10	1.000	8	0	0	0	0.0	0	0	0	0	0	0
09/13/2019	vs Loyola Chicago	*4	0	1	.000	0	3	.000	0	0	14	1.000	0	10	1.000	4	0	0	0	0.0	0	0	0	0	0	0
09/14/2019	at Air Force	*4	0	0	.000	0	5	.000	0	0	15	1.000	1	11	.909	1	0	0	0	0.0	0	0	0	0	0	0
09/20/2019	at Chattanooga	*5	0	0	.000	1	5	.200	1	1	9	.889	1	9	.889	7	0	0	0	0.0	0	0	0	0	0	0
09/20/2019	Arkansas St.	*4	0	0	.000	0	3	.000	0	0	11	1.000	0	7	1.000	6	0	0	0	0.0	0	0	0	0	0	0
09/21/2019	Charlotte	*3	0	0	.000	0	0	.000	1	2	10	.800	0	12	1.000	7	0	0	0	0.0	0	0	0	0	0	0
09/27/2019	at Virginia	*4	0	0	.000	2	3	.667	0	1	18	.944	2	26	.923	5	0	0	0	0.0	0	0	0	0	0	0
09/29/2019	at Pittsburgh	*3	0	0	.000	0	3	.000	0	0	7	1.000	0	14	1.000	4	0	0	0	0.0	0	0	0	0	0	0
10/04/2019	at NC State	*1	0	0	.000	0	2	.000	0	0	4	1.000	0	2	1.000	1	0	0	0	0.0	0	0	0	0	0	0
09/14/2019	at Air Force	*4	0	0	.000	0	5	.000	0	0	15	1.000	1	11	.909	1	0	0	0	0.0	0	0	0	0	0	0
09/20/2019	at Chattanooga	*5	0	0	.000	1	5	.200																		



## KAI YOUNG

Junior | 5-11  
MB | Charlotte, N.C.

High School/Club Team  
Charlotte Christian | Carolina Union

Major: Multimedia Journalism

# 22

### Hokie Invitational All-Tournament Team 2018-19 ACC Academic Honor Roll

#### AT THE NET

- Has played in 22 matches.
- Recorded two blocks against Boston College (11/8)
- Had one kill and four blocks against Florida State (11/1)
- Tallied seven kills at Wake Forest (10/27) last weekend.
- Tied her season high of seven blocks vs. Arkansas State (9/20).
- Collected a season-high nine kills and three blocks against UC Irvine (9/13).
- Father, Bryant Young, played football at Notre Dame and was a 14-year NFL veteran with the San Francisco 49ers, earning four Pro Bowls and a XXIX Super Bowl ring. He used to coach the defensive line for the Atlanta Falcons (2017-18).
- Mother ran track at Notre Dame.

#### SEASON HIGHS

Kills.....9 vs. UC Irvine (9/13/19)  
Hitting percentage......800 vs. Loyola Chicago (9/13/19)  
Assists.....  
Aces.....  
Digs.....2 vs. Chattanooga (9/20/19)  
Blocks.....7, 2x, last vs. Arkansas State (9/20/19)

#### CAREER HIGHS

Kills.....13 at Charlotte (8/25/18)  
Hitting percentage.....1.00 (3x)  
Assists.....1 (2x)  
Aces.....  
Digs.....2 vs. Chattanooga (9/20/19)  
Blocks.....8 at Charlotte (8/25/18)

#### MATCH-BY-MATCH STATS

#22 YOUNG, Kai

Date	Opponent	Attack				Set				Serve				Recept				Blocking				Team			
		SP	K	E	TA	PCT	A	TA	PCT	SA	SE	TA	PCT	RE	TA	PCT	DIG	BS	BA	BE	TOTAL	BHE	POINTS	HIT%	SCORE
08/30/2019	vs USC Upstate	2	2	2	7	.000	0	0	.000	0	0	.000	0	0	.000	0	1	3	1	4	0	0	4.5	234	3-1
08/30/2019	at Miami (OH)	*4	2	4	10	.200	0	1	.000	0	0	.000	0	1	1.000	1	0	3	1	3	0	0	3.5	164	1-3
08/31/2019	vs Northwestern	*3	1	3	11	.182	0	2	.000	0	0	.000	0	0	.000	0	2	1	2	0	0	2.0	070	0-3	
09/06/2019	vs Elon	*4	5	2	15	.267	0	0	.000	0	0	.000	0	0	.000	0	7	0	7	0	0	8.5	234	3-1	
09/07/2019	vs Davidson	3	3	3	15	.000	0	0	.000	0	0	.000	0	0	.000	0	4	2	4	0	0	5.0	179	3-1	
09/07/2019	at Liberty	*1	0	0	0	.000	0	0	.000	0	0	.000	0	0	.000	0	0	0	0	0	0	0.0	159	1-3	
09/10/2019	at VCU	*3	4	1	7	.429	0	1	.000	0	0	.000	0	0	.000	0	0	3	0	0	0	4.0	220	1-3	
09/13/2019	vs UC Irvine	*5	9	3	18	.333	0	2	.000	0	0	.000	0	1	1.000	1	0	3	0	3	0	10.5	253	3-2	
09/13/2019	vs Loyola Chicago	*4	4	0	5	.800	0	2	.000	0	0	.000	0	0	.000	0	4	0	4	0	0	6.0	333	3-1	
09/14/2019	at Air Force	*4	1	2	10	.100	0	0	.000	0	0	.000	0	0	.000	1	2	0	2	0	2	2.0	202	3-1	
09/20/2019	Chattanooga	*5	6	0	12	.500	0	0	.000	0	0	.000	2	0	3	0	3	0	3	0	0	7.5	190	3-2	
09/20/2019	Arkansas St.	*4	2	1	10	.100	0	1	.000	0	0	.000	0	0	.000	1	0	7	0	7	0	5.5	130	1-3	
09/21/2019	Charlotte	*3	6	2	14	.286	0	0	.000	0	0	.000	0	1	1.000	0	0	2	0	0	0	6.0	174	0-3	
09/27/2019	at Virginia	*4	5	3	12	.167	0	2	.000	0	0	.000	0	1	1.000	1	0	2	0	2	0	6.0	204	3-0	
09/29/2019	at Pittsburgh	*3	0	3	6	.000	0	2	.000	0	0	.000	0	0	.000	1	0	1	0	1	0	0.5	263	0-3	
10/04/2019	at NC State	*2	1	2	6	.167	0	0	.000	0	0	.000	0	0	.000	0	0	1	0	1	0	1.5	153	2-3	
10/18/2019	Notre Dame	*4	8	4	19	.211	0	1	.000	0	0	.000	0	0	.000	0	0	1	0	0	0	8.0	161	1-3	
10/20/2019	Louisville	4	5	3	14	.143	0	2	.000	0	0	.000	0	0	.000	2	0	2	0	2	0	6.0	235	3-2	
10/25/2019	at Duke	4	3	2	11	.091	0	0	.000	0	0	.000	0	0	.000	1	0	1	0	1	0	3.5	130	1-3	
10/27/2019	at Wake Forest	*5	7	1	16	.438	0	0	.000	0	0	.000	0	0	.000	1	0	5	0	5	0	9.5	331	3-2	
11/01/2019	Florida St.	3	1	4	8	.375	0	3	.000	0	0	.000	0	0	.000	0	4	0	4	0	0	3.0	041	0-3	
11/03/2019	Miami (FL)	3	0	3	11	.273	0	1	.000	0	0	.000	0	0	.000	1	0	1	0	1	0	1.0	068	1-3	
11/08/2019	at Boston College	1	0	1	2	.000	0	0	.000	0	0	.000	0	0	.000	0	2	0	2	0	0	1.0	299	0-3	
<b>Totals</b>		<b>78</b>	<b>75</b>	<b>49</b>	<b>239</b>	<b>.109</b>	<b>0</b>	<b>20</b>	<b>.000</b>	<b>0</b>	<b>0</b>	<b>.000</b>	<b>0</b>	<b>4</b>	<b>1.000</b>	<b>13</b>	<b>2</b>	<b>56</b>	<b>13</b>	<b>30</b>	<b>0</b>	<b>105.0</b>			

Player Averages							
Sets Played	Kills per set	Assists per set	Service aces per set	Digs per set	Blocks per set	Points per set	
78	0.96	0.00	0.00	0.17	0.38	1.35	



## TALYN JACKSON (TAL-lynn)

Sophomore | 5-11  
S | Gardnerville, Nev.

High School/Club Team  
Douglas | Silve State

Major: Criminology

# 23

### Amy Svoboda Memorial Classic All-Tournament Team 2018-19 ACC Academic Honor Roll

#### AT THE NET

- Has played in all 28 matches.
- Had 26 assists, two kills and one ace against Clemson (11/15).
- Recorded 25 assists and five digs versus Syracuse (11/10). Had 27 assists, three digs and one block against Boston College (11/3).
- Had a career-high seven kills, 44 assists vs. NC State (10/4).
- Tallied seven double-doubles in a row from Sept. 7-20, the most consecutively by a player in the Jill Wilson era.
- Racked up 138 assists at the Air Force tournament (9/13-14), averaging 10.62 assists a set to make the all-tournament team.
- Enrolled in January 2018, practicing with the team in the spring and playing in its scrimmages.

#### SEASON HIGHS

Kills.....7 at NC State (10/4/19)  
Hitting percentage......667 vs. Charlotte (9/21/19)  
Assists.....54 vs. UC Irvine (9/13/19)  
Aces.....3 vs. Arkansas State (9/20/19)  
Digs.....14, 2x, last at UVA (9/27/19)  
Blocks.....3 vs. Elon (9/7/19)

#### CAREER HIGHS

Kills.....7 at NC State (10/4/19)  
Hitting percentage.....1.000 vs. Campbell (8/31/18)  
Assists.....54 vs. UC Irvine (9/13/19)  
Aces.....3 vs. Arkansas State (9/20/19)  
Digs.....14, 2x, last at UVA (9/27/19)  
Blocks.....4 vs. William & Mary (8/31/18)

#### MATCH-BY-MATCH STATS

#23 JACKSON, Talyn

Date	Opponent	Attack				Set				Serve				Recept				Blocking				Team				
		SP	K	E	TA	PCT	A	TA	PCT	SA	SE	TA	PCT	RE	TA	PCT	DIG	BS	BA	BE	TOTAL	BHE	POINTS	HIT%	SCORE	
08/30/2019	vs USC Upstate	*2	0	0	3	.000	24	60	400	0	0	5	1.000	0	0	.000	8	0	1	0	1	0	0.5	234	3-1	
08/30/2019	at Miami (OH)	4	4	1	7	.429	27	92	293	0	2	11	.818	0	0	.000	4	1	0	0	1	0	5.0	164	1-3	
08/31/2019	vs Northwestern	*3	1	1	5	.000	21	84	250	0	0	10	1.000	0	0	.000	7	0	0	0	0	1	1.0	070	0-3	
09/06/2019	vs Elon	*4	4	0	11	.364	38	130	292	2	1	20	.950	0	0	.000	8	0	3	0	3	0	7.5	214	3-1	
09/07/2019	vs Davidson	*4	6	1	11	.455	37	117	316	0	2	11	.818	0	0	.000	6	0	1	1	1	0	6.5	179	3-1	
09/07/2019	at Liberty	*4	4	0	10	.400	33	113	292	0	1	10	.900	0	0	.000	13	0	1	0	0	0	4.0	159	1-3	
09/10/2019	at VCU	*4	3	2	10	.100	43	99	434	0	1	11	.909	0	0	.000	12	0	2	0	2	0	4.0	220	1-3	
09/13/2019	vs UC Irvine	*5	1	0	2	.500	54	127	425	1	1	18	.944	0	3	1.000	10	0	2	0	2	0	3.0	253	3-2	
09/13/2019	vs Loyola Chicago	*4	2	0	7	.286	50	112	446	2	1	19	.947	0	0	.000	13	1	1	1	2	0	5.5	333	3-1	
09/14/2019	at Air Force	*4	3	2	8	.125	34	97	351	0	1	20	.950	0	0	.000	13	0	1	0	1	0	1.5	202	3-1	
09/20/2019	Chattanooga	*5	3	1	5	.400	50	143	350	1	1	15	.933	0	0	.000	10	0	1	0	1	0	2	4.5	190	3-2
09/20/2019	Arkansas St.	*4	2	2	8	.000	35	116	302	3	0	23	1.000	0	1	1.000	14	0	2	0	2	0	6.0	130	0-3	
09/21/2019	Charlotte	*3	2	0	3	.667	29	91	319	0	0	6	1.000	0	1	1.000	4	0	0	0	0	0	2.0	174	0-3	
09/27/2019	at Virginia	*4	6	0	9	.667	42	120	350	1	0	14	1.000	0	1	1.000	14	0	0	0	0	0	2	7.0	204	1-3
09/29/2019	at Pittsburgh	*3	1	1	6	.167	21	75	280	0	0	9	1.000	0	1	1.000	4	0	0	1	0	0	1.0	263	0-3	
10/04/2019	at NC State	*5	7	1	14	.429	44	167	263	0	0	13	1.000	0	0	.000	5	0	2	0	2	0	8.0	153	2-3	
10/06/2019	at North Carolina	*4	2	1	5	.400	42	123	341	0	1	11	.947	0	0	.000	5	0	0	0	0	0	2.0	346	1-3	
10/11/2019	Clemson	*4	2	2	10	.000	34	113	301	1	1	13	.909	0	0	.000	3	0	2	0	2	0	4.0	120	1-3	
10/13/2019	Georgia Tech	*3	0	3	5	.000	25	84	288	0	0	9	1.000	0	0	.000	4	0	0	0	0	0	0.0	113	0-3	
10/18/2019</																										

NCAA STATS									
Assists Per Set (150 ranked)	Talyn Jackson	131	6	9.07	Armanha Heckenmueller, Cincinnati	12.09	Matti McKissock, Georgia Tech	11.17	
Attacks Per Set (150 ranked)					Sydney Rowan, Charlotte	13.63	Polina Shemanova, Syracuse	11.92	
Blocks Per Set (300 ranked)					Taylor Odom, Santa Clara	1.61	Taryn Knuth, Florida St.	1.55	
					Jasmin Sneed, VCU	1.61			
Digs Per Set (150 ranked)	Logan Mosley	119	1	4.28	Yumi Garcia, Charlotte	6.47	Logan Mosley, Virginia Tech	4.28	
Hitting Percentage (150 ranked)					Kodie Comby, Georgia Tech	0.458	Kodie Comby, Georgia Tech	0.458	
Kills Per Set (150 ranked)					Jordan Thompson, Cincinnati	6.32	Polina Shemanova, Syracuse	5.10	
Kills SG Highs (0 ranked)									
Points (150 ranked)					Jordan Thompson, Cincinnati	716.0	Polina Shemanova, Syracuse	497.5	
Points Per Set (150 ranked)					Jordan Thompson, Cincinnati	6.95	Polina Shemanova, Syracuse	5.78	
Service Aces (135 ranked)					Sophia Cerino, Western Ky.	73	Julia Bergmann, Georgia Tech	45	
Total Assists (149 ranked)	Talyn Jackson	100	5	952	Rachel Koop, UNI	1,273	Zoe Nunez, Notre Dame	1,059	
Total Attacks (149 ranked)					Sarah Davis, Sacramento St.	1,603	Charley Niego, Notre Dame	1,124	
Total Blocks (192 ranked)					Rachel Tullos, Houston	170	Taryn Knuth, Florida St.	138	
Total Digs (299 ranked)	Logan Mosley	85	1	466	Katie Forsythe, Loyola Maryland	753	Logan Mosley, Virginia Tech	466	
Total Kills (149 ranked)					Jordan Thompson, Cincinnati	651	Polina Shemanova, Syracuse	439	
Triple Doubles (13 ranked)					Rachel Maguire, Southern Ill.	13			

### NCAA Statistics

#### Virginia Tech - 2019-20 Women's Volleyball Ranking Summary thru games 11/20/2019

Statistic	National Rank	Conference Rank	Value	National Leader	Value	Conference Leader	Value
Aces Per Set (332 ranked)	312	14	1.01	UMES	2.08	Miami (FL)	1.48
Assists Per Set (332 ranked)	262	15	10.81	Cincinnati	14.31	Pittsburgh	13.55
Blocks Per Set (332 ranked)	296	15	1.60	VCU	3.22	Florida St.	3.03
Digs Per Set (332 ranked)	206	5	14.28	Wright St.	19.69	Notre Dame	15.53
Hitting Percentage (332 ranked)	283	15	0.168	Texas	0.323	Pittsburgh	0.276
Kills Per Set (332 ranked)	277	15	11.54	Cincinnati	15.25	Pittsburgh	14.59
Match W-L Pctg. (331 ranked)	255	15	0.357	Western Ky. SFA	0.966	Pittsburgh	0.963
Opp Hitting Percentage (332 ranked)	294	15	0.235	Colorado St.	0.098	Pittsburgh	0.145
Team Assists (332 ranked)	176	6	1,189	Loyola Maryland	1,555	Boston College	1,371
Team Attacks Per Set (332 ranked)	137	3	35.31	Bradley	39.86	Notre Dame	37.26
Team Digs (332 ranked)	142	2	1,571	Southern Ill.	2,299	NC State	1,705
Team Kills (332 ranked)	193	6	1,269	Loyola Maryland	1,643	Boston College	1,451
Team Service Aces (332 ranked)	275	13	111	UMES	256	Boston College	158
Team Total Attacks (332 ranked)	90	2	3,884	Southern Ill.	4,974	NC State	4,030
Team Total Blocks (332 ranked)	269	13	175.5	VCU	325.5	Florida St.	269.5



# LAST FOUR BOX SCORES

#	Virginia Tech	Attack				Serve				Block				Pts		
		S	K	E	TA	Pct	Ast	SA	SE	RE	Dig	BS	BA		BE	BH
1	Kaitly Smith	5	15	9	43	.140	1	2	3	1	10	1	1	0	0	18.5
2	Anabel Zier	5	8	3	24	.208	0	0	0	0	1	0	1	0	0	8.5
3	Cera Powell	5	7	4	26	.115	0	0	0	0	5	0	2	1	0	8.0
16	Jennifer Williams	5	10	4	30	.200	0	0	0	0	2	0	2	1	0	11.0
19	Marisa Cerchio	5	10	6	24	.167	1	0	0	0	4	1	7	0	0	14.5
23	Talyn Jackson	3	2	1	6	.167	26	1	1	0	12	0	2	0	0	4.0
4	Logan Mosley	5	0	0	2	.000	0	3	1	1	13	0	0	0	0	3.0
10	Kylie Thomas	5	0	0	0	.000	3	2	1	1	6	0	0	0	0	2.0
11	Sarah Jane Lynch	3	1	0	5	.200	19	3	1	0	4	0	1	0	0	4.5
14	Esther Talamazzi	3	2	1	6	.167	0	0	0	0	0	0	0	0	0	2.0
20	Abby McKinzie	5	1	0	1	1.000	0	0	1	1	4	0	0	0	0	1.0
Totals		5	56	28	167	.168	50	11	10	4	61	2	16	2	0	77.0

**Team Attack By Set**

Set	K	E	TA	Pct	Sideout	Pct
1	11	5	30	.200	12-24	50%
2	11	7	36	.111	11-21	52%
3	16	7	44	.205	14-24	58%
4	11	7	38	.105	13-23	56%
5	7	2	19	.263	6-11	54%
56-103						54%

**SET SCORES**

	1	2	3	4	5	Team Records:
Virginia Tech (3)	21	25	20	25	15	10-18, 3-12 ACC
Clemson (2)	25	20	25	22	11	10-16, 4-11 ACC

TOTAL TEAM BLOCKS: 10.0

#	Clemson	Attack				Serve				Block				Pts		
		S	K	E	TA	Pct	Ast	SA	SE	RE	Dig	BS	BA		BE	BH
1	Kaylin Korte	5	18	8	44	.227	3	1	1	2	17	0	1	0	0	19.5
6	Alyssa Deloney	5	8	2	23	.261	0	1	1	0	5	1	4	1	0	12.0
16	Mckenna Slavik	5	3	0	4	.750	44	0	0	0	7	1	3	1	1	5.5
19	Madi Howell	5	0	0	0	.000	0	2	2	1	9	0	0	0	0	2.0
20	Ava Pritchard	5	5	4	17	.059	0	0	0	1	0	0	2	0	0	6.0
22	Solei Thomas	5	13	6	26	.269	0	0	0	0	2	0	2	0	0	14.0
3	Jori Radtke	1	0	0	0	.000	0	0	0	1	0	0	0	0	0	0.0
4	Emily Curtis	5	0	0	0	.000	6	0	2	2	19	0	0	0	0	0.0
5	Lisie Kit	1	0	0	0	.000	3	0	0	0	0	0	0	0	0	0.0
9	Katelyn DeGuzman	3	0	0	0	.000	1	0	0	3	7	0	0	0	0	0.0
10	Maddie Wilmot	2	0	0	0	.000	0	0	1	3	0	0	0	0	0	0.0
11	Brooke Bailey	1	1	0	3	.333	0	0	0	0	0	0	0	0	0	1.0
15	Ashtynne Alberts	5	13	8	40	.125	0	0	0	0	0	0	0	0	0	13.0
Totals		5	61	28	157	.210	57	4	7	11	69	2	12	2	1	73.0

**Team Attack By Set**

Set	K	E	TA	Pct	Sideout	Pct
1	14	6	33	.242	13-22	59%
2	11	7	33	.121	10-24	41%
3	14	2	34	.353	15-21	71%
4	14	9	37	.135	12-24	50%
5	8	4	20	.200	6-15	40%
56-106						52%

**SET SCORES**

	1	2	3	4	5	Total
Tie scores	7	4	9	7	3	30
Lead change	5	2	4	2	2	15

Site: Clemson, S.C. (Jervy Gym)  
Date: Nov 15, 2019 Attend: 1523 Time: 2:19  
Referees: Tom Hobbs, Wade Brence  
Line judges: Mose Brown, Dusty Rhodes

TOTAL TEAM BLOCKS: 8.0

Site: Syracuse, NY (Women's Building)  
Date: 11/10/2019 Attendance: 182 Time: 12:01 pm  
Officials:

**Set Scores**

	1	2	3
Virginia Tech (0)	17	15	13
Syracuse (3)	25	25	25

**Virginia Tech (9-18,2-12 ACC)**

#	Player	Attack				Set		Serve			Block			Defense		Rec	PTS	
		SP	K	E	TA	PCT	A	E	SA	SE	BS	BA	BE	DIG	BHE			
20	McKinzie, Abby	3	0	0	0	.000	0	0	0	0	0	0	0	0	0	0	2	0
19	Cerchio, Marisa	3	5	1	15	.267	0	0	0	1	0	2	0	0	0	0	0	6
1	Smith, Kaitly	3	8	4	30	.133	0	0	0	0	0	0	0	0	0	0	4	1
10	Thomas, Kylie	3	0	0	1	.000	0	0	0	1	0	0	0	0	0	0	6	0
16	Williams, Jennifer	3	5	5	22	.000	0	0	0	0	0	0	1	0	0	0	0	5.5
23	Jackson, Talyn	3	0	1	3	.333	25	1	0	2	0	0	0	0	0	0	5	0
2	Zier, Anabel	3	6	6	19	.000	0	0	0	0	0	0	0	0	0	0	0	6
3	Powell, Cera	3	3	2	11	.091	0	1	0	0	0	0	1	0	0	0	1	0
4	Mosley, Logan	3	0	0	1	.000	1	0	0	0	0	0	0	0	0	0	7	0
TM TEAM		3	0	0	0	.000	0	0	0	0	0	0	0	0	0	0	0	1
17	Tam, Rachel	2	0	0	0	.000	0	0	0	0	1	0	0	0	0	0	0	0
Totals		32	27	19	102	.078	26	2	1	4	0	4	0	0	0	0	28	0

**Set**

Set	K	E	TA	%			
1	9	6	31	0.097			
2	10	5	40	0.125			
3	8	8	31	0			
27		19		102		.078	

**Syracuse (10-11,7-7 ACC)**

#	Player	Attack				Set		Serve			Block			Defense		Rec	PTS	
		SP	K	E	TA	PCT	A	E	SA	SE	BS	BA	BE	DIG	BHE			
4	Bowllan, Aliyah	3	0	0	0	.000	4	0	0	0	0	0	0	0	0	0	18	0
7	Saada, Ella	3	16	2	27	.519	1	0	3	2	0	1	0	0	0	0	9	0
15	Gardner, Dana	3	2	1	3	.333	0	0	0	0	1	1	0	0	0	0	0	0
5	Karakasi, Elena	3	2	0	6	.333	35	1	1	1	1	1	0	0	0	0	6	0
11	Shermanova, Polina	3	17	2	32	.469	1	0	1	3	0	2	0	0	0	0	7	0
8	Hayes, Berkeley	3	0	0	0	.000	0	0	0	0	0	0	0	0	0	0	0	0
16	Casiano, Abby	3	7	0	9	.778	0	0	0	0	0	0	0	0	0	0	1	0
TM TEAM		3	0	0	0	.000	0	0	0	0	0	0	0	0	0	0	0	0
6	Lukacs, Kendra	2	1	1	9	.000	0	0	0	0	1	1	0	0	0	0	1	1
13	Yastrub, Yulia	2	0	1	3	.333	0	0	0	0	0	0	0	0	0	0	2	0
9	Woodford, Lauren	2	0	0	0	.000	1	0	0	1	0	0	0	0	0	0	0	0
19	Plummer, Izzy	2	0	0	0	.000	0	0	0	0	1	1	0	0	0	0	0	0
Totals		32	45	7	89	.427	42	1	5	7	3	10	3	43	2	1	58	0

**Set**

Set	K	E	TA	%			
1	16	4	31	0.387			
2	15	1	31	0.452			
3	14	2	27	0.444			
45		7		89		.427	

Tie scores 2 0 4 6  
Lead changes 2 0 4 6

Site: VA Blacksburg, 24061  
Date: 11/3/2019 Attendance: 387 Time: 12:01 pm  
Officials:

**Set Scores**

	1	2	3	4
Miami (FL) (3)	23	25	25	25
Virginia Tech (1)	25	15	15	23

**Miami (FL) (8-12,4-8 ACC)**

#	Player	Attack				Set		Serve			Block			Defense		Rec	PTS	
		SP	K	E	TA	PCT	A	E	SA	SE	BS	BA	BE	DIG	BHE			
9	Lukianova, Elizaveta	4	7	5	21	.095	0	0	0	0	2	0	1	0	0	0	8	
15	Damon, Emily	4	0	0	0	.000	0	0	0	0	0	0	0	0	0	0	13	0
6	Kalanisivalu, Janet	4	22	5	51	.333	0	0	1	2	2	2	0	0	0	0	8	0
2	Falck, Amanda	4	0	0	2	.000	1	0	1	0	0	0	0	0	0	0	17	0
17	Leao, Janice	4	4	3	13	.077	0	0	2	0	4	0	0	0	0	0	0	6
5	Prince, Kennedy	4	12	6	26	.231	0	1	1	4	0	1	0	0	0	0	15	0
11	Vach, Savannah	4																



### COMBINED SEASON STATS

		Attack						Set												
##	Player	SP	K	K/S	E	TA	PCT	A	A/S	PTS/S	SP	K	K/S	E	TA	PCT	A	A/S	PTS/S	
19	Cerchio, Marisa	108	287	2.66	128	749	.212	4	0.04	2.96	58	143	2.47	73	379	.185	2	0.03	2.78	
3	Powell, Cera	109	246	2.26	120	875	.144	7	0.06	2.51	57	120	2.11	65	474	.116	6	0.11	2.33	
1	Smith, Kaity	83	215	2.59	112	674	.153	17	0.20	2.83	57	176	3.09	86	535	.168	13	0.23	3.38	
2	Zier, Anabel	110	156	1.42	69	445	.196	2	0.02	1.90	58	78	1.34	40	251	.151	1	0.02	1.69	
7	Wyner, Tessa	51	140	2.75	62	406	.192	1	0.02	3.02	9	18	2.00	12	61	.098	0	0.00	2.22	
22	Young, Kai	78	75	0.96	49	239	.109	0	0.00	1.35	33	30	0.91	26	105	.038	0	0.00	1.21	
23	Jackson, Talyn	105	69	0.66	23	200	.230	952	9.07	0.95	55	34	0.62	13	110	.191	477	8.67	0.85	
6	Robinson, Angel	22	26	1.18	17	84	.107	3	0.14	1.52	14	14	1.00	10	48	.083	2	0.14	1.29	
14	Talamazzi, Ester	35	25	0.71	25	97	.000	10	0.29	0.91	11	7	0.64	9	28	-.071	3	0.27	0.68	
16	Williams, Jennifer	21	19	0.90	11	62	.129	0	0.00	0.98	21	19	0.90	11	62	.129	0	0.00	0.98	
4	Mosley, Logan	109	4	0.04	2	22	.091	79	0.72	0.27	57	1	0.02	1	12	.000	36	0.63	0.25	
11	Lynch, Sarah Jane	26	3	0.12	0	14	.214	80	3.08	0.52	20	1	0.05	0	6	.167	48	2.40	0.50	
10	Thomas, Kylie	105	2	0.02	0	11	.182	18	0.17	0.16	58	2	0.03	0	8	.250	11	0.19	0.19	
20	McKinzie, Abby	80	1	0.01	0	4	.250	8	0.10	0.13	48	1	0.02	0	3	.333	7	0.15	0.13	
5	Raffety, Carol	30	1	0.03	0	2	.500	7	0.23	0.17	0	-	-	-	-	-	-	-	-	
17	Tam, Rachel	27	0	0.00	0	0	.000	1	0.04	0.00	6	0	0.00	0	0	.000	0	0.00	0.00	
<b>Total</b>		<b>110</b>	<b>1269</b>	<b>11.54</b>	<b>618</b>	<b>3884</b>	<b>.168</b>	<b>1189</b>	<b>10.81</b>	<b>12.64</b>	<b>58</b>	<b>644</b>	<b>11.10</b>	<b>346</b>	<b>2082</b>	<b>.143</b>	<b>606</b>	<b>10.45</b>	<b>13.41</b>	
<b>Opponents</b>		<b>110</b>	<b>1491</b>	<b>13.55</b>	<b>581</b>	<b>3880</b>	<b>.235</b>	<b>1388</b>	<b>12.62</b>	<b>15.26</b>	<b>58</b>	<b>817</b>	<b>14.09</b>	<b>280</b>	<b>2030</b>	<b>.265</b>	<b>757</b>	<b>13.05</b>	<b>17.51</b>	
		Serve			Dig			Blocking												
Player	SA	SA/S	SE	RE	DIG	DIG/S	BS	BA	TOTAL	B/S	SA	SA/S	SE	RE	DIG	DIG/S	BS	BA	TOTAL	B/S
Cerchio, Marisa	1	0.01	1	0	30	0.28	4	55	59	0.55	1	0.02	1	0	16	0.28	4	26	30	0.52
Powell, Cera	5	0.05	14	2	64	0.59	5	35	40	0.37	2	0.04	12	0	41	0.72	3	16	19	0.33
Smith, Kaity	10	0.12	28	29	195	2.35	3	14	17	0.20	8	0.14	24	18	155	2.72	3	11	14	0.25
Zier, Anabel	7	0.06	29	0	26	0.24	15	61	76	0.69	2	0.03	9	0	11	0.19	5	26	31	0.53
Wyner, Tessa	6	0.12	13	11	80	1.57	0	16	16	0.31	0	0.00	2	3	15	1.67	0	4	4	0.44
Young, Kai	0	0.00	0	0	13	0.17	2	56	58	0.74	0	0.00	0	0	7	0.21	1	18	19	0.58
Jackson, Talyn	15	0.14	18	0	223	2.12	2	27	29	0.28	6	0.11	7	0	101	1.84	0	13	13	0.24
Robinson, Angel	0	0.00	0	0	1	0.05	3	9	12	0.55	0	0.00	0	0	1	0.07	2	4	6	0.43
Talamazzi, Ester	6	0.17	14	1	63	1.80	0	2	2	0.06	0	0.00	2	0	8	0.73	0	1	1	0.09
Williams, Jennifer	0	0.00	0	0	2	0.10	0	3	3	0.14	0	0.00	0	0	2	0.10	0	3	3	0.14
Mosley, Logan	25	0.23	9	30	466	4.28	0	0	0	0.00	13	0.23	4	17	223	3.91	0	0	0	0.00
Lynch, Sarah Jane	8	0.31	3	0	20	0.77	0	5	5	0.19	7	0.35	2	0	12	0.60	0	4	4	0.20
Thomas, Kylie	15	0.14	19	29	243	2.31	0	0	0	0.00	9	0.16	10	17	139	2.40	0	0	0	0.00
McKinzie, Abby	9	0.11	14	11	106	1.33	0	0	0	0.00	5	0.10	9	8	70	1.46	0	0	0	0.00
Raffety, Carol	4	0.13	9	4	31	1.03	0	0	0	0.00	0	-	-	-	-	-	-	-	-	-
Tam, Rachel	0	0.00	8	1	8	0.30	0	0	0	0.00	0	0.00	2	1	2	0.33	0	0	0	0.00
TEAM	-	-	-	20	-	-	-	-	-	-	-	-	-	12	-	-	-	-	-	-
<b>Total</b>		<b>111</b>	<b>1.01</b>	<b>179</b>	<b>138</b>	<b>1571</b>	<b>14.28</b>	<b>34</b>	<b>283</b>	<b>175.5</b>	<b>53</b>	<b>0.91</b>	<b>84</b>	<b>76</b>	<b>803</b>	<b>13.84</b>	<b>18</b>	<b>126</b>	<b>81.0</b>	<b>1.40</b>
<b>Opponents</b>		<b>139</b>	<b>1.26</b>	<b>228</b>	<b>111</b>	<b>1697</b>	<b>15.43</b>	<b>40</b>	<b>347</b>	<b>213.5</b>	<b>76</b>	<b>1.31</b>	<b>100</b>	<b>53</b>	<b>926</b>	<b>15.97</b>	<b>25</b>	<b>195</b>	<b>122.5</b>	<b>2.11</b>



### CONFERENCE SEASON STATS

##	Player	Attack						Set			Serve				Dig		Blocking			
		SP	K	K/S	E	TA	PCT	A	A/S	PTS/S	SA	SA/S	SE	RE	DIG	DIG/S	BS	BA	TOTAL	B/S
19	Cerchio, Marisa	58	143	2.47	73	379	.185	2	0.03	2.78	1	0.02	1	0	16	0.28	4	26	30	0.52
3	Powell, Cera	57	120	2.11	65	474	.116	6	0.11	2.33	2	0.04	12	0	41	0.72	3	16	19	0.33
1	Smith, Kaity	57	176	3.09	86	535	.168	13	0.23	3.38	8	0.14	24	18	155	2.72	3	11	14	0.25
2	Zier, Anabel	58	78	1.34	40	251	.151	1	0.02	1.69	2	0.03	9	0	11	0.19	5	26	31	0.53
7	Wyner, Tessa	9	18	2.00	12	61	.098	0	0.00	2.22	0	0.00	2	3	15	1.67	0	4	4	0.44
22	Young, Kai	33	30	0.91	26	105	.038	0	0.00	1.21	0	0.00	0	0	7	0.21	1	18	19	0.58
23	Jackson, Talyn	55	34	0.62	13	110	.191	477	8.67	0.85	6	0.11	7	0	101	1.84	0	13	13	0.24
6	Robinson, Angel	14	14	1.00	10	48	.083	2	0.14	1.29	0	0.00	0	0	1	0.07	2	4	6	0.43
14	Talamazzi, Ester	11	7	0.64	9	28	-.071	3	0.27	0.68	0	0.00	2	0	8	0.73	0	1	1	0.09
16	Williams, Jennifer	21	19	0.90	11	62	.129	0	0.00	0.98	0	0.00	0	0	2	0.10	0	3	3	0.14
4	Mosley, Logan	57	1	0.02	1	12	.000	36	0.63	0.25	13	0.23	4	17	223	3.91	0	0	0	0.00
11	Lynch, Sarah Jane	20	1	0.05	0	6	.167	48	2.40	0.50	7	0.35	2	0	12	0.60	0	4	4	0.20
10	Thomas, Kylie	58	2	0.03	0	8	.250	11	0.19	0.19	9	0.16	10	17	139	2.40	0	0	0	0.00
20	McKinzie, Abby	48	1	0.02	0	3	.333	7	0.15	0.13	5	0.10	9	8	70	1.46	0	0	0	0.00
5	Raffety, Carol	0	-	-	-	-	-	-	-	-	0	-	-	-	-	-	-	-	-	-
17	Tam, Rachel	6	0	0.00	0	0	.000	0	0.00	0.00	0	0.00	2	1	2	0.33	0	0	0	0.00
<b>Total</b>		<b>58</b>	<b>644</b>	<b>11.10</b>	<b>346</b>	<b>2082</b>	<b>.143</b>	<b>606</b>	<b>10.45</b>	<b>13.41</b>	-	-	-	12	-	-	-	-	-	-
<b>Opponents</b>		<b>58</b>	<b>817</b>	<b>14.09</b>	<b>280</b>	<b>2030</b>	<b>.265</b>	<b>757</b>	<b>13.05</b>	<b>17.51</b>	<b>53</b>	<b>0.91</b>	<b>84</b>	<b>76</b>	<b>803</b>	<b>13.84</b>	<b>18</b>	<b>126</b>	<b>81.0</b>	<b>1.40</b>
											<b>76</b>	<b>1.31</b>	<b>100</b>	<b>53</b>	<b>926</b>	<b>15.97</b>	<b>25</b>	<b>195</b>	<b>122.5</b>	<b>2.11</b>





**1**  
Kaity SMITH  
OH | 6-1 | So.  
Florence, Ky.



**2**  
Anabel ZIER  
MB/RS | 6-2 | Fr.  
Blacksburg, Va.  
(ZEER)



**3**  
Cera POWELL  
OH | 6-0 | Fr.  
Pittsboro, N.C.  
(SEER-uh)



**4**  
Logan MOSLEY  
L/DS | 5-6 | Fr.  
Apex, N.C.



**5**  
Carol RAFFETY  
L/DS | 5-11 | Sr.  
Novato, Calif.



**6**  
Angel ROBINSON  
MB | 6-0 | So.  
Norman, Okla.



**7**  
Tessa WYNER  
OH | 5-11 | So.  
Charleston, W.Va.



**10**  
Kylie THOMAS  
L/DS | 5-7 | Jr.  
Sterling, Va.



**11**  
Sarah Jane LYNCH  
S | 6-2 | So.  
Roswell, Ga.



**14**  
Ester TALAMAZZI  
OH | 6-0 | Sr.  
Campo Ligure, Genoa, Italy  
(Tal-uh-MAHT-zee)



**16**  
Jennifer WILLIAMS  
OH | 6-1 | r-Fr.  
Staunton, Va.



**17**  
Rachel TAM  
L/DS | 5-4 | Fr.  
Basking Ridge, N.J.



**19**  
Marisa CERCHIO  
MB/RS | 6-3 | Jr.  
Cincinnati, Ohio  
(SIR-ko)



**20**  
Abby MCKINZIE  
L/DS | 5-9 | Sr.  
East Leroy, Mich.



**22**  
Kai YOUNG  
MB | 5-11 | Jr.  
Charlotte, N.C.



**23**  
Talyn JACKSON  
S | 5-11 | So.  
Gardnerville, Nev.  
(TAL-Lynn)



Jill WILSON  
Head Coach  
LSU, 2001



John WASIELEWSKI  
Associate Head Coach  
Penn State, 1990  
(Was-uh-LEW-ski)




Thomas AMBERG  
Assistant Coach  
UCLA, 2012



Leah JOSEPH  
Director of Operations  
Georgia Southern, 2016



Lauren REICHARD  
Volunteer Assistant Coach  
Georgia Southern, 2019  
(REE-kerd)



Kayla RESCO  
Head Manager

