

#Next

Nov. 1-3 | Matches 24 & 25
Cassell Coliseum | Blacksburg, Va.

INFORMATION

Virginia Tech Hokies



Record.....9-14, 2-8 ACC
Starters R/L.....4+Libero/2
Head Coach.....Jill Wilson
Record (Years).....33-51 (3rd)

[RV] Florida State Seminoles



Record.....14-6, 8-3 ACC
Starters R/L.....4/2+Libero
Head Coach.....Chris Poole
Record (Years).....288-86 (12th)

Miami (Fla.) Hurricanes



Record.....8-11, 4-7 ACC
Starters R/L.....3+Libero/3
Head Coach.....Jose "Keno" Gandara
Record (Years).....120-77 (7th)

NUMBERS TO KNOW

2

• Tech has won two of its last three matches, earning wins over then-No. 23 Louisville and Wake Forest. Ironically, both of those contests have come on Sundays.

22

• Middle blocker Kai Young's brother Kolby, who passed away from cancer, had a favorite number (#22), hence why she wears that number in honor of him.

STARTERS

#	Name	K	Pct.	A	D	B
1	Kaity Smith (OH)	152	.168	14	158	12
2	Anabel Zier (MB)	131	.238	2	24	68
3	Cera Powell (OH)	214	.147	7	49	33
19	Marisa Cerchio (MB)	249	.226	3	24	46
22	Kai Young (MB)	74	.151	0	12	51
23	Talyn Jackson (S)	63	.253	826	192	26
4	Logan Mosley (L)	4	.111	71	410	0

AT THE NET

- Virginia Tech's volleyball team will be back in its humble abode of Cassell Coliseum, a place that housed a pretty historic moment in the Jill Wilson era last time out.
- The the last time the Hokies played inside Cassell was the first ranked win in the Jill Wilson era, a 3-1 win over then-No. 23 Louisville in four sets, and their first victory against a ranked opponent in four years.
- Tech, which is coming off a five-set win over Wake Forest this past Sunday, looks to get a winning streak together, which is something it hasn't done since its trip out to Colorado back in mid-September.
- The match on Friday versus [RV] Florida State will be Tech's vs. Cancer match in honor of junior Kai Young and her family, which will be at the match. (More on page 3)

WHO TO WATCH



- Outside hitter Kaity Smith had a solid weekend in North Carolina, getting double-doubles in both matches.
- Steady in each contest, Smith had 13 kills, 12 digs and tied a season-high three blocks at Wake Forest.

- Libero Logan Mosley turned in the ACC's third-best dig total of the season, scooping up 27 at Wake Forest.
- The freshman is one of only six liberos in the league to collect 25 or more digs in an ACC match this season.



LAST TIME OUT

- Tech picked up its first ACC road win of the fall, defeating Wake Forest 3-2 on Sunday behind a double-double from Kaity Smith.
- A big reason why was the Hokies' 12 blocks as a team, marking the most in an ACC match this season and tied for the second-most in a conference match in the Jill Wilson era dating back to 2017.

Schedule

AUGUST

23	vs. JAMES MADISON#	L, 3-1
30	(1) vs. USC UPSTATE	W, 3-1
30	(1) AT MIAMI (OHIO) (MIAMIREDHAWKS.COM)	L, 3-1
31	(1) vs. NORTHWESTERN	L, 3-0

SEPTEMBER

6	(2) vs. ELON	W, 3-1
7	(2) vs. DAVIDSON	W, 3-1
7	(2) AT LIBERTY (ESPN+)	L, 3-1
10	AT VCU (ESPN+)	L, 3-1
13	(3) vs. UC IRVINE (MOUNTAIN WEST NETWORK)	W, 3-2
13	(3) vs. LOYOLA CHICAGO (MOUNTAIN WEST NETWORK)	W, 3-1
14	(3) AT AIR FORCE (MOUNTAIN WEST NETWORK)	W, 3-1
20	(4) CHATTANOOGA (ACC NETWORK EXTRA)	W, 3-2
20	(4) ARKANSAS STATE (ACC NETWORK EXTRA)	L, 3-1
21	(4) CHARLOTTE (ACC NETWORK EXTRA)	L, 3-0
27	AT VIRGINIA* (ACC NETWORK EXTRA)	L, 3-1
29	AT No. 4/3 PITT* (ACC NETWORK)	L, 3-0

OCTOBER

4	AT NC STATE* (ACC NETWORK EXTRA)	L, 3-2
6	AT NORTH CAROLINA* (ACC NETWORK EXTRA)	L, 3-1
11	CLEMSON* (ACC NETWORK EXTRA)	L, 3-1
13	GEORGIA TECH* (ACC NETWORK EXTRA)	L, 3-0
18	[RV]/[RV] NOTRE DAME* (ACC NETWORK EXTRA)	L, 3-1
20	No. 23/[RV] LOUISVILLE* (ACC NETWORK EXTRA)	W, 3-1
25	AT DUKE* (ACC NETWORK EXTRA)	L, 3-1
27	AT WAKE FOREST*	W, 3-2

NOVEMBER

1	[RV] FLORIDA STATE* (ACC NETWORK EXTRA)	6 P.M.
3	MIAMI (FLA.)* (ACC NETWORK EXTRA)	NOON
8	AT BOSTON COLLEGE* (ACC NETWORK EXTRA)	7:30 P.M.
10	AT SYRACUSE* (ACC NETWORK EXTRA)	1 P.M.
15	AT CLEMSON* (ACC NETWORK EXTRA)	7 P.M.
24	WAKE FOREST* (ACC NETWORK EXTRA)	NOON
27	VIRGINIA* (ACC NETWORK EXTRA)	6 P.M.
29	NORTH CAROLINA* (ACC NETWORK EXTRA)	3 P.M.

EXHIBITION | * ACC MATCH | AT THE TIME RANKING/CURRENT RANKING

- 1 - MIAMI BEST WESTERN SYCAMORE INN INVITATIONAL
- 2 - LIBERTY INVITATIONAL
- 3 - AMY SVOBODA MEMORIAL CLASSIC
- 4 - HOKIE INVITATIONAL

VIRGINIA TECH CONTACT

Lance Dozier
Assistant Director, Strategic Communications
Phone: (507) 993-1898
Email: lance17@vt.edu

Social



@HokiesVB



@HokiesVB



/HokieSports



@VT_VBall



AVCA Top 25 Poll - Week 9

Oct. 28 | *Opponents in italics*

Team (1st place)	Points	Record	Last
1 Texas (43)	1565	14-2	4
2 Pitt (18)	1529	21-1	3
3 Baylor (1)	1440	17-1	1
4 Wisconsin (1)	1416	14-4	6
5 Stanford (1)	1332	14-4	2
6 Minnesota	1259	15-3	7
7 Penn State	1229	16-3	8
8 Nebraska	1182	16-3	5
9 Creighton	1050	17-3	10
10 Marquette	966	19-3	11
11 BYU	938	18-3	12
12 Washington	929	16-4	9
13 Florida	815	17-3	13
14 Colorado State	765	20-1	14
15 Kentucky	681	15-5	16
16 Purdue	596	14-5	20
17 Utah	510	14-7	18
18 Rice	496	19-1	19
19 Illinois	488	10-9	17
20 California	415	17-3	15
21 Hawai'i	290	18-3	21
22 Washington State	243	18-4	24
23 WKU	218	23-1	23
24 Missouri	135	14-4	25
25 UCLA	122	12-7	NR

Receiving Votes: San Diego 60; USC 37; Stephen F Austin 29; UC Santa Barbara 19; Michigan 13; Texas A&M 13; *Louisville 9; Florida State 3*

NCAA RPI

Oct. 27 | *Opponents in italics*

#	Team	Conference	Record
1	Baylor	Big 12	17-1
2	Texas	Big 12	14-2
3	Wisconsin	Big Ten	14-4
4	Stanford	Pac-12	14-4
5	Pitt	ACC	21-1
6	Washington	Pac-12	16-4
7	Nebraska	Big Ten	16-3
8	Kentucky	SEC	15-5
9	Minnesota	Big Ten	15-3
10	Florida	SEC	17-3
11	Texas A&M	SEC	14-5
12	Penn State	Big Ten	16-3
13	Marquette	Big East	19-3
14	Rice	C-USA	19-1
15	UCLA	Pac-12	12-7
16	Louisville	ACC	15-5
17	Hawaii	Big West	18-3
18	Purdue	Big Ten	14-5
19	BYU	WCC	18-3
20	Creighton	Big East	17-3
21	Colorado State	Mountain West	20-1
22	Missouri	SEC	14-4
23	California	Pac-12	17-3
24	USC	Pac-12	12-8
25	Oklahoma	Big 12	14-5
26	Utah	Pac-12	14-7
27	UCF	AAC	16-6
28	WKU	C-USA	23-1
29	Santa Barbara	Big West	18-2
30	Notre Dame	ACC	15-5

QUICK FACTS

University NameVirginia Tech
 LocationBlacksburg, Va.
 Founded1872
 Enrollment34,440
 President..... Dr. Timothy Sands
 Director of Athletics..... Whit Babcock
 NicknameHokies
 MascotHokie Bird
 Colors..... Chicago Maroon and Burnt Orange
 Conference.....Atlantic Coast

2019 Key Information

RETURNING STARTERS (4 + Libero)

Marisa Cerchio MB/RS
 Carol Raffety L/DS
 Kaity Smith OH
 Ester Talamazzi OH
 Kai Young MB

2018 INFORMATION, 2019 PREVIEW

Overall Record 14-16
 ACC Record5-13 (T11th)
 Starters Returning/Lost..... 4 + Libero/2
 Letterwinners Returning/Lost..... 12/3
 Newcomers.....4
 Home Court..... Cassell Coliseum
 Capacity 9,275

OTHERS RETURNING (7)

Talyn Jackson S Had 127 assists, 31 digs, 16 blocks in 38 sets
 Sarah Jane Lynch S Totaled 21 digs, six aces in 65 sets
 Abby McKinzie L/DS Recorded 51 digs, five aces in 57 sets
 Angel Robinson MB Posted 46 kills, 25 blocks in 46 sets
 Kylie Thomas L/DS Tallied 127 digs, 18 aces in 88 sets
 Jennifer Williams OH Redshirted
 Tessa Wyner OH Registered nine kills, 14 digs in 23 sets

NEWCOMERS (4)

Logan Mosley L/DS 2017 NCISAA Player of the Year, NCISAA first-team all-state
 Cera Powell OH Big 8 Player of the Year, All-Metro team
 Rachel Tam L/DS 2017 Courier News N.J. Player of the Year, first-team all-state
 Anabel Zier MB VHSA all-state, District and Region Player of the Year

STARTERS LOST (2)

Rhegan Mitchell S Racked up 1,122 assists (9.93 a/s), 243 digs, 66 kills
 Jaila Tolbert RS Tallied a team-high 318 kills (.318 clip), 2nd team All-ACC

No.	Name	Pos.	Ht.	Cl.	Hometown	High School (Previous School)
1	Kaity Smith	OH	6'1"	So.	Florence, Ky.	Randall Cooper
2	Anabel Zier	MB/RS	6'2"	Fr.	Blacksburg, Va.	Blacksburg
3	Cera Powell	OH	6'0"	Fr.	Pittsboro, N.C.	Northwood
4	Logan Mosley	L/DS	5'6"	Fr.	Apex, N.C.	Cary Christian
5	Carol Raffety	L/DS	5'11"	Jr.	Novato, Calif.	Marin Catholic
6	Angel Robinson	MB	6'0"	Fr.	Norman, Okla.	Norman North
7	Tessa Wyner	OH	5'11"	Fr.	Charleston, W.Va.	George Washington
10	Kylie Thomas	L/DS	5'7"	So.	Sterling, Va.	Potomac Falls
11	Sarah Jane Lynch	S	6'2"	Fr.	Roswell, Ga.	Mount Pisgah Christian
14	Ester Talamazzi	OH	6'0"	So.	Campo Ligure, Genoa, Italy	Liceo Scientifico A. Antonelli
16	Jennifer Williams	OH	6'1"	Fr.	Staunton, Va.	Robert E. Lee
17	Rachel Tam	L/DS	5'4"	Fr.	Basking Ridge, N.J.	Ridge
19	Marisa Cerchio	MB/OH	6'3"	So.	Cincinatti, Ohio	Turpin
20	Abby McKinzie	L/DS	5'9"	Jr.	East Leroy, Mich.	St. Philip Catholic Central
22	Kai Young	MB	5'11"	So.	Charlotte, N.C.	Charlotte Christian
23	Talyn Jackson	S	5'11"	Fr.	Gardnerville, Nev.	Douglas

Head Coach: Jill Wilson (LSU, 2001), Third Season
Associate Head Coach: John Wasielewski (Penn State, 1990), Third season
Assistant Coach: Thomas Amberg (UCLA, 2012), Third season
Volunteer Assistant Coach: Lauren Reichard (Georgia Southern, 2019), First season
Director of Operations: Leah Joseph (Georgia Southern, 2016), Third season

Pronunciations

Marisa Cerchio: SER-ko
 Cera Powell: SEER-uh
 Lauren Reichard: REE-kerd
 Ester Talamazzi: Tal-uh-MAHT-zee
 John Wasielewski: Was-uh-LEW-ski
 Tessa Wyner: WHY-ner
 Anabel Zier: Zeer





ACC Standings

#	Team	Overall	ACC	Pct.
1.	No. 2 Pitt	21-1	10-0	.955
2.	[RV] Louisville	15-5	8-2	.750
	Notre Dame	15-5	8-2	.750
4.	[RV] Florida State	14-6	8-3	.700
5.	Boston College	16-7	7-3	.696
	Georgia Tech	14-7	7-3	.667
	North Carolina	10-10	7-3	.500
8.	Clemson	10-11	4-6	.476
9.	Miami	8-11	4-7	.421
10.	Duke	10-13	3-7	.435
	NC State	8-14	3-7	.364
	Syracuse	6-11	3-7	.353
13.	Virginia Tech	9-14	2-8	.391
14.	Wake Forest	11-10	1-9	.524
	Virginia	9-14	1-9	.391

Preseason ACC Coaches' Poll

#	Team (First-place votes)	Points
1.	Pitt (13)	195
2.	Florida State (2)	174
3.	Louisville	167
4.	Notre Dame	164
5.	North Carolina	120
6.	Syracuse	118
7.	Duke	113
8.	Clemson	105
9.	NC State	101
10.	Miami (Fla.)	90
11.	Georgia Tech	86
12.	Boston College	52
13.	Virginia Tech	39
14.	Virginia	33
15.	Wake Forest	18

ACC Preseason All-Conference

Brooke Bailey, OH, R-Jr., Clemson
 Kaylin Korte, OH, R-Jr., Clemson
 Payton Schwantz, OH, Jr., Duke
 Payton Caffrey, OH, Sr., Florida State
 Taryn Knuth, MB, Jr., Florida State
 Mikaila Dowd, OH, So., Georgia Tech
 Melanie McHenry, OH, Sr., Louisville
 Elizaveta Lukianova, OH, R-Jr., Miami
 Melissa Evans, OPP, Jr., NC State
 Sydney Bent, RS, So., Notre Dame
 Charley Niego, OH, So., Notre Dame
 Zoe Nunez, S, So., Notre Dame
 Kayla Lund, OH, Jr., Pitt
 Nika Markovic, RS, Sr., Pitt
 Layne Van Buskirk, MB, Sr., Pitt
 Stephanie Williams, OH, R-Sr., Pitt
 Polina Shemanova, OH, So., Syracuse
 Sarah Billiard, OH/RS, Jr., Virginia

GREENSBORO, N.C. – Pitt has been picked to win its third straight Atlantic Coast Conference volleyball title in a vote of the league's 15 head coaches.

The two-time reigning ACC Champion Panthers received 13 first-place votes and 195 points, as coaches were not allowed to vote for their own team.

Fifteen of the 18 honorees on the 2019 Pre-season All-ACC Volleyball Team earned 2018 All-ACC nods, with eight earning first team designations and two earning annual awards.

Vs. CANCER

- Friday's match against [RV] Florida State will be Tech's Vs. Cancer match, honoring the battle that those go through with cancer.
- It hits especially close to home with the Hokie volleyball team, as one of their teammate's, Kai Young, brother Colby passed away a few years ago (2016) to a pediatric brain tumor.
- Kai's parents will be in attendance Friday and will say a few words before the match, sharing their story in hopes of fans donating to the cause.
- Fans may go to vthoki.es/VB-VS-Cancer to donate.

THE CAUSE

- With Kai opening up more about her tragic loss, Tech is partnering with Vs. Cancer, a signature fundraising campaign of the Pediatric Brain Tumor Foundation, to give children a healthier and happier future.
- Leading up to the event, the team has posted on social media to help fundraise for the cause.

THERE IT IS

- Road wins in ACC play have sure come tough for the Hokies the last year years, with only boasting three since 2017.
- In the Jill Wilson era, Tech has earned one per season and picked up its first one of the year this past Sunday at Wake Forest.
- The other two matches came against Georgia Tech in 2018 and versus in-state rival Virginia in Wilson's first year in 2017.

GETTING OFFENSIVE

- The best two attacking setters belong to the Orange and the Hokies, as Tech's Talyn Jackson is second in the league in kills among setters.
- This past Sunday, Jackson put down six kills at Wake Forest, marking her fourth five-plus kills outing.

Name	Kills	Sets	Kills Per Set
1. Elena Karakasi (Cuse)	31	38	0.82
2. Talyn Jackson (VT)	28	40	0.70

SOME HISTORY ON SUNDAY

- With the win over then-No. 23 Louisville, it snapped Tech's longest losing streak since 2016 (eight matches), which was under then-coach Chris Riley.
- It gave the Hokies their first ACC league win, which took the longest to get in school history (previous worst took five matches in 2010 after a 1-4 start).
- Marked Tech's first win over over Louisville since 1992, which ended an 11-match losing streak to the Cards.
- Was Tech's first top-20 RPI win in the Jill Wilson era, her first win over a ranked opponent and the Hokies' first since 2015 (No. 19 Michigan State).

RACKING IT UP

- With trips to Ohio and Colorado for nonconference tournaments, the Hokies racked up over 3,704 miles of travel in those two weekends alone.
- Tech's other trip in nonconference action was to Lynchburg, Virginia, an hour 45-minute drive.

UNO TRIPLES

- Kaity Smith, whose jersey number is No. 1, hence uno, got three double-doubles in a row for the first time in her storied career.
- During that stretch against NC State, North Carolina and Clemson between Oct. 4-11, Smith became just the second player in the Jill Wilson era to accomplish the feat (Talyn Jackson).
- Smith, who has worked her way back into the lineup after a slow start due to her recovery from offseason surgery, has 20 double-doubles in her storied career.

20-20

- Similar to how 20-20 vision is ideal, Virginia Tech had two players have 20 or more digs in the same match for the first time in the Jill Wilson era at NC State on Oct. 4.
- The two players were Logan Mosley (26 digs) and Kylie Thomas (22) in the five-setter.
- Mosley's 26 were her second-most ever and Thomas' 22 were her most and her first time cracking the 20-dig plateau.

CLOSE BUT NO CIGAR

- Tech jumped out to a big lead in the second set at No. 4 Pitt on Sept. 29, owning a 9-5 lead early.
- The Hokies extended their lead to five points at 20-15, their biggest lead of the match, but Pitt got hot and finished on a 10-2 run to win it 25-22.
- It would have marked the first time Tech has ever won a set against a top-five team.

DOUBLING DOWN

- Setter Talyn Jackson accomplished something that hasn't been done yet since Wilson's arrival to Tech, recording seven straight double-doubles.
- The previous best in the Jill Wilson era was just two in a row, which Kaity Smith and Ester Talamazzi have done, as well as former setter Rhegan Mitchell, who graduated this past May.
- During that stretch from Sept. 7-20, Jackson averaged 9.9 assists and 2.6 digs per set. (More info page 9)

RECORD BREAKER

- In just her fifth collegiate match, freshman Logan Mosley turned in an impressive outing against Davidson in Lynchburg, Virginia, racking up a school-record 39 digs.
- The previous Tech record was 37 digs set by Jill Gergen and that mark stood for a decade.
- Mosley became just the fifth player in school history to join the 30-dig club.




#	Name	Opponent	Digs
1.	Logan Mosley	Davidson ('19)	39
2.	Jill Gergen	Clemson ('09)	37
3.	Amanda Cloyd	UNC ('04)	35
4.	Amanda Cloyd	UNC ('06)	33
	Heather Berglund	WKU ('92)	32
6.	Amanda Cloyd	Wake Forest ('06)	32
7.	Morgan O'Neill	Georgia Tech ('12)	30



LAST TIME THE TEAM...

Won a match	at Wake Forest, 3-2, 10/27/19
Lost a match	at Duke, 3-1, 10/25/19
Won at home	vs. No. 23 Louisville, 3-1, 10/20/19
Lost at home	vs. [RV] Notre Dame, 3-1, 10/18/19
Won on the road	at Wake Forest, 3-2, 10/27/19
Lost on the road	at Duke, 3-1, 10/25/19
Won in three sets	Boston College, 3-0, 11/4/18
Lost in three sets	vs. Georgia Tech, 3-0, 10/13/19
Won in four sets	vs. No. 23 Louisville, 3-1, 10/20/19
Lost in four sets	at Duke, 3-1, 10/25/19
Won in five sets	at Wake Forest, 3-2, 10/27/19
Lost in five sets	at NC State, 3-2, 10/4/19
Beat an ACC team	at Wake Forest, 3-2, 10/27/19
Lost to an ACC team	at Duke, 3-1, 10/25/19
Beat an ACC team at home	vs. No. 23 Louisville, 3-1, 10/20/19
Lost to an ACC team at home	vs. [RV] Notre Dame, 3-1, 10/18/19
Beat an ACC team on the road	at Wake Forest, 3-2, 10/27/19
Lost to an ACC team on the road	at Duke, 3-1, 10/25/19
Beat a nonconference team	vs. Chattanooga, 3-2, 9/20/19
Lost to a nonconference team	vs. Charlotte, 3-0, 9/21/19
Beat nonconference team at home	vs. Chattanooga, 3-2, 9/20/19
Lost to nonconference team at home	vs. Charlotte, 3-0, 9/21/19
Beat nonconference team on road	at Air Force, 3-1, 9/14/19
Lost to nonconference team on road	at VCU, 3-1, 9/10/19
Beat a ranked team	vs. No. 23 Louisville, 3-1, 10/20/19
Lost to a ranked team	at No. 4 Pitt, 3-0, 9/29/19
Beat an unranked team	at Wake Forest, 3-2, 10/27/19
Lost to an unranked team	at Duke, 3-1, 10/25/19

Started a season 9-0	2009
Was 10 matches over .500 in a season	2013 (11 matches over .500 at 12-1)
Had 70 or more kills in a match	Idaho State, 75, 8/25/17
Had 200 or more attacks in a match	Chattanooga, 204, 9/19/15
Hit .300 or better in a match	Boston College, .302, 11/4/18
Hit .400 or better in a match	vs. South Dakota State, .402, 8/25/17
Had 65 or more assists in a match	at Charlotte, 67, 8/25/18
Had 10 or more aces in a match	vs. USC Upstate, 13, 8/30/19
Had 75 or more digs in a match	at NC State, 83, 10/4/19
Had 85 or more digs in a match	Appalachian State, 85, 8/26/16
Had 10.0 or more blocks in a match	vs. Elon, 15, 9/6/19
Had 20.0 or more blocks in a match	Virginia, 20, 11/28/15

			
Hitting Percentage	.254	.197	.183
Kills per set	12.6	12.1	11.7
Assists per set	11.8	11.5	11.0
Digs per set	14.1	11.6	14.6
Blocks per set	3.0	1.8	1.6
Aces per set	1.1	1.4	1.0

TEAM AVERAGES

- Florida State owns four of the six categories to its name, including a pretty wide margin in hitting percentage that could be the difference this weekend.
- For the Hokies, their lone advantage will be its back row defensively, holding the best digs per set (14.6) among the three teams.
- Meanwhile, Miami (Fla.) has the best servers of the three squads.

LAST TIME AN INDIVIDUAL...

Had 20 or more kills in a match	vs. Loyola Chicago, 22, Tessa Wyner, 9/13/19
Had 30 or more kills in a match	vs. Idaho State, 30, Kaity Smith, 8/25/17
Had 50 or more attacks in a match	at Boston College, 52, Kaity Smith, 11/16/18
Hit over .500 in a match	vs. Georgia Tech, .500, Marisa Cerchio, 10/13/19
Hit over .600 in a match	at Syracuse, .615, Angel Robinson, 11/18/18
Hit over .800 in a match	William & Mary, .812, Marisa Cerchio, 8/31/18
Had 45 or more assists in a match	UC Irvine, 54, Talyn Jackson, 9/13/19
Had 55 or more assists in a match	Clemson, 55, Rhegan Mitchell, 11/21/18
Had 70 or more assists in a match	Liberty, 86, Kelli O'Dell, 10/17/00
Had 4 or more aces in a match	USC Upstate, 4, Carol Raffety & Logan Mosley, 8/30/19
Had 8 or more aces in a match	William & Mary, 8, Ester Talamazzi, 8/31/18
Had 25 or more digs in a match	NC State, 27, Logan Mosley, 10/4/19
Had 30 or more digs in a match	Davidson, 39, Logan Mosley, 9/7/19
Had 10 or more blocks in a match	Clemson, 11, Marisa Cerchio, 11/21/18
Had 15 or more blocks in a match	West Virginia, 17, Cheryl Stinson, 10/5/01
Opponent had less than 30 kills in a match	North Carolina, 27, 9/28/18
Two players had 20 or more kills each in a match	Jaila Tolbert (22) & Kaity Smith (21) at Boston College, 11/16/18

What's a Hokie?



The answer leads all the way back to 1896 when Virginia Agricultural and Mechanical College changed its name to Virginia Polytechnic Institute. With the change came the necessity for writing a new cheer and a contest for such a purpose was held by the student body.

Senior O.M. Stull won first prize for his "Hokie" yell which is still used today. Later, when asked if "Hokie" had any special meaning, Stull explained the word was solely the product of his imagination and was used only as an attention-getter for his yell. It soon became a nickname for all Tech teams and for those people loyal to Tech athletics.

The official university school colors - Chicago Maroon and Burnt Orange - also were introduced in 1896. The colors were chosen by a committee because they made a 'unique combination' not worn elsewhere at the time. The official definition of "hokie" is "a loyal Virginia Tech Fan".

RETURNING NUMBERS

- To open the 2019 season, Virginia Tech returns majority of its points scorers, digs and kills personnel, but will have to make up for its assists and blocks categories, with setter Rhegan Mitchell and right-side hitter Jaila Tolbert gone.

Returning	Kills	Assists	Digs	Blocks	Points
2019	71.6%	26.1%	84.7%	42.9%	73.2%


'17 CLASS OF ACC COACHES

- The Atlantic Coast Conference entered 2017 with four new head coaches from its 15 member institutions, including Clemson's Michaela Franklin, Louisville's Dani Busboom Kelly, Virginia's Aaron Smith and Virginia Tech's Jill Wilson.
- Of the four in their second seasons, the Cardinals' Busboom Kelly owns the best winning percentage (.759), followed by the Tigers' Franklin (.396), the Hokies' Wilson (.388) and the Cavaliers' Smith (.304).
- Previously, Busboom Kelly was an assistant coach at Nebraska, Franklin was the associate head coach at Iowa, Wilson was the associate head coach at LSU and Smith was the associate head coach at Virginia, then was promoted by the Cavaliers' athletics director at the time, Craig Littlepage.

Name	Team	Overall	ACC	Home	Away	Neutral
Dani Busboom Kelly	Louisville	61-21	40-8	34-6	21-11	6-4
Jill Wilson	Virginia Tech	33-51	11-37	13-19	8-27	12-5
Michaela Franklin	Clemson	36-51	14-34	23-22	5-25	8-4
Aaron Smith	Virginia	24-58	8-40	15-24	5-28	4-6

YEAR 3

- In 2017, Virginia Tech Athletics implemented a new design on the playing surface at Cassell Coliseum. The basketball and volleyball court displays three iconic campus spots - Torgerson Bridge, Burruss Hall and War Memorial Chapel.
- In addition to the court redesign, Tech redid the floors at the men's basketball practice facility and volleyball practice gym, at a cost of about \$35,000.



RECORD WHEN...

Overall:	9-14
Home:	2-5
Away:	2-8
Neutral:	5-1
Three-set match:	0-4
Four-set match:	6-9
Five-set match:	3-1
Win first set:	6-5
Lose first set:	3-9
Win first two sets:	3-0
Split first two sets:	6-10
Lose first two sets:	0-3
Against top-25 teams:	1-1
Against unranked teams:	8-13
ACC:	2-8
Home:	1-3
Away:	1-5
Three-set match:	0-2
Four-set match:	1-5
Five-set match:	1-1
Win first set:	1-2
Lose first set:	1-6
Win first two sets:	1-0
Split first two sets:	1-6
Lose first two sets:	0-2
Against top-25 teams:	1-1
Higher hitting % than opponent:	8-0
Lower hitting % than opponent:	1-14
Hit over .400:	0-0
Hit over .300:	1-0
Hit over .200:	5-3
Hit under .200:	3-11
Opponent hits under .200:	6-2
More kills than opponent:	7-0
Fewer kills than opponent:	2-14
Same kills as opponent:	0-0
More service aces than opponent:	4-1
Fewer service aces than opponent:	3-11
Same service aces as opponent:	2-2
More digs than opponent:	7-2
Fewer digs than opponent:	1-12
Same digs as opponent:	1-0
More blocks than opponent:	7-1
Fewer blocks than opponent:	2-11
Same blocks as opponent:	0-2
On Tuesday:	0-1
On Wednesday:	0-0
On Friday:	5-7
On Saturday:	2-3
On Sunday:	2-3
In August:	1-2
In September:	6-6
In October:	2-6
In November:	0-0
Current set winning streak:	1
Current set losing streak:	-
Longest set winning streak:	3
Longest set losing streak:	6
Current match winning streak:	1
Current match losing streak:	-
Current ACC match winning streak:	1
Current ACC match losing streak:	-
Longest match winning streak:	3
Longest match losing streak:	8
Current home winning streak:	1
Current home losing streak:	-
Current home ACC winning streak:	1
Current home ACC losing streak:	-

LAST TIME vs. FLORIDA STATE

- Tech was paced by Kaity Smith and her team-high 13 kills and seven digs.
- The big difference was at the net, as the Hokies were outblock 12-3 and the hitting percentage differential was big (.254) and too much to overcome for Tech.

VT		Volleyball Box Score The Automated ScoreBook Virginia Tech vs Florida State (Oct 28, 2018 at Tallahassee, Fla.)												ACC	
#	Virginia Tech	Attack			Sv	Serve			Block			BH	Pts		
		K	E	TA		SA	SE	RE	Dig	BS	BA			BE	
1	Kaity Smith	3	13	7	41	.146	0	1	2	2	7	0	0	0	-
4	Jaila Tolbert	3	12	8	23	.174	0	0	0	0	1	0	2	0	-
6	Angel Robinson	3	5	4	12	.083	0	0	0	0	0	1	0	0	-
9	Rhegan Mitchell	3	0	0	3	.000	3	0	0	0	8	0	0	0	-
14	Ester Talamazzi	3	6	6	26	.000	0	1	0	0	6	1	0	0	-
19	Marisa Cerchio	3	2	2	8	.000	0	0	0	0	0	1	0	0	-
5	Carol Raffety	3	0	0	0	.000	2	0	1	0	13	0	0	0	-
7	Tessa Wyner	3	0	0	0	.000	0	1	0	0	1	0	0	0	-
11	Sarah Jane Lynch	3	0	0	0	.000	0	1	0	0	1	0	0	0	-
20	Abby McKinzie	3	0	0	0	.000	0	0	0	0	4	0	0	0	-
Totals		3	38	27	113	.097	37	4	4	2	40	1	4	0	-

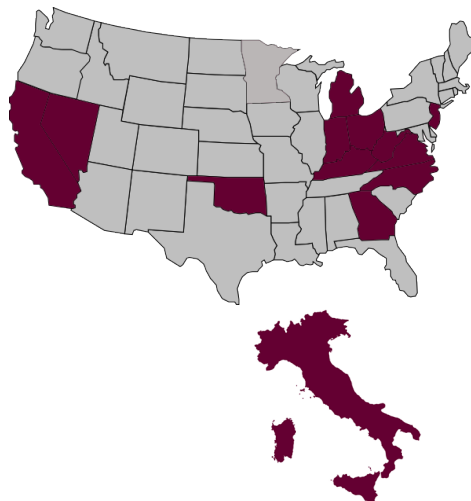
Team Attack By Set		SET SCORES			1 2 3 Team Records:		
Set	K	E	TA	Pct	1	2	3
1	12	8	34	.118	Virginia Tech (0)	20	17
2	9	9	30	.000	Florida State (3)	25	25
3	17	10	49	.143	Virginia Tech (0)	13	11
					Florida State (3)	14	8

VT		Volleyball Box Score The Automated ScoreBook Virginia Tech vs Florida State (Oct 28, 2018 at Tallahassee, Fla.)												ACC	
#	Florida State	Attack			Sv	Serve			Block			BH	Pts		
		K	E	TA		SA	SE	RE	Dig	BS	BA			BE	
4	Marrah Brim	3	0	1	1	-1.000	0	0	0	0	0	3	0	-	
10	Christina Ambrose	3	5	0	20	.250	0	1	0	1	2	0	4	0	-
11	Ashley Murray	3	8	0	13	.615	0	0	0	0	1	2	1	0	-
13	Taryn Knuth	3	9	3	17	.353	0	0	0	0	1	0	9	0	-
15	Payton Caffrey	3	14	2	27	.444	0	0	2	0	2	0	2	0	-
17	Adrian Ell	3	0	0	1	.000	14	0	0	0	7	0	1	0	-
1	Taylor Roberts	3	0	0	0	.000	0	1	0	1	5	0	0	0	-
5	Annie Tietjens	3	1	0	0	.000	0	0	0	0	0	0	0	0	-
6	Brianne Burkert	3	1	1	6	.000	18	2	0	0	6	0	0	0	-
8	Tiana Jackson	3	3	0	9	.333	0	0	0	0	1	0	1	0	-
9	Madison Sullivan	2	0	0	0	.000	0	0	0	0	1	0	0	0	-
19	Danielle Pennington	2	0	0	0	.000	0	0	1	0	2	0	0	0	-
20	Kelsey Wicinski	3	0	0	0	.000	6	0	2	1	17	0	0	0	-
Totals		3	40	7	94	.351	38	2	7	4	44	1	2	1	-

Team Attack By Set		SET SCORES			1 2 3 Team Records:		
Set	K	E	TA	Pct	1	2	3
1	14	3	32	.344	Virginia Tech (0)	20	17
2	11	2	24	.375	Florida State (3)	25	25
3	15	2	38	.342	Virginia Tech (0)	13	11
					Florida State (3)	14	8

WHERE THEY AT

- Tech has 16 players on the squad who represent 12 states and one international country (Italy).
- Virginia & North Carolina are where the most players are from on the team, making up 37.5 percent.



LAST TIME vs. MIAMI (Fla.)

- This match was a tough one for Tech, as it really never got it going with barely scoring more than 15 points in each set.
- Ester Talamazzi had the most kills among Hokies on the team this year, while scooping up the second-most digs on the team with seven.

VT		Volleyball Box Score The Automated ScoreBook Virginia Tech vs Miami (Oct 26, 2018 at Coral Gables, Fla.)												ACC	
#	Virginia Tech	Attack			Sv	Serve			Block			BH	Pts		
		K	E	TA		SA	SE	RE	Dig	BS	BA			BE	
1	Kaity Smith	2	4	0	10	.400	0	0	2	3	0	0	0	-	
4	Jaila Tolbert	3	10	4	24	.250	0	0	0	0	0	0	0	-	
6	Angel Robinson	3	6	2	12	.333	0	0	0	0	0	0	0	-	
9	Rhegan Mitchell	3	1	0	6	.167	27	0	2	0	4	0	0	-	
14	Ester Talamazzi	3	5	4	30	.033	0	1	0	2	7	0	1	0	-
19	Marisa Cerchio	3	4	4	11	.000	0	0	0	0	1	0	0	-	
5	Carol Raffety	3	0	0	0	.000	2	0	1	2	12	0	0	-	
7	Tessa Wyner	1	0	0	4	.000	0	0	1	0	3	0	0	-	
10	Kylie Thomas	3	0	0	0	.000	1	0	0	0	0	1	0	-	
11	Sarah Jane Lynch	3	0	0	0	.000	0	0	0	0	1	0	0	-	
20	Abby McKinzie	2	0	0	0	.000	0	0	0	0	2	0	0	-	
Totals		3	30	14	97	.165	30	1	5	8	35	0	2	0	-

Team Attack By Set		SET SCORES			1 2 3 Team Records:		
Set	K	E	TA	Pct	1	2	3
1	10	5	34	.147	Virginia Tech (0)	13	14
2	11	7	30	.133	Miami (3)	25	25
					Virginia Tech (0)	13	16
					Miami (3)	13	6

STATES/COUNTRY

- Virginia (3)
 - #2 Anabel Zier
 - #10 Kylie Thomas
 - #16 Jennifer Williams
- North Carolina (3)
 - #3 Cera Powell
 - #4 Logan Mosley
 - #22 Kai Young
- Calif., Ga. Ind., Ky., Mich., Minn., N.J., Nev., Ohio, Okla., W.Va. (9)
 - #1 Kaity Smith (Ky.)
 - #5 Carol Raffety (Calif.)
 - #6 Angel Robinson (Okla.)
 - #7 Tessa Wyner (W.Va.)
 - #11 Sarah Jane Lynch (Ga.)
 - #17 Rachel Tam (N.J.)
 - #19 Marisa Cerchio (Ohio)
 - #20 Abby McKinzie (Mich.)
 - #23 Talyn Jackson (Nev.)
- Italy (1)
 - #14 Ester Talamazzi

#Next



The theme for this season is #Next, meaning that the team will be having the mindset of what is next and always thinking about that on and off the court.

No matter what happens, the thought process is to move on to the next play, challenge, day and project.

Players also have a compass that they either have on their wrists or backpacks, reminding them of the four pillars they need to keep constant, including next (north), every (east), simple (south) and willing (west).

Players, fans and coaches will be using the hashtag #Next on social media this season for the theme.

RANKED FOES

- The last time Tech beat a ranked team before Sunay was on Sept. 4, 2015, versus then-No. 19 Michigan State 3-1 in East Lansing.
- Tech is 6-47 (.113) all-time versus ranked opponents and is 1-5 in the Jill Wilson era. Tech has never beaten a top-10 team.
- Of those six wins, the highest came against then-No. 12 Illinois back in 2014.

ACC RANKS

- Libero Logan Mosley sure has come on in a big way so far during her freshman season, owning the No. 2 mark in the ACC for digs per set (4.47).
- Setter Talyn Jackson ranks seventh in the league for assists per set with a 9.18 average.
- One of the better defensive teams in the conference, Tech sits with the third-best digs per set mark in the league with a 14.53 average.

INFINITY & BEYOND

- Though senior Abby McKinzie doesn't look like the famous Buzz Lightyear from Disney's classic series of Toy Story, she certainly has attributes like Buzz, being a leader amongst the crowd.
- The defensive specialist is a woman among girls if you will, with being on two major leadership councils.
- One of the councils is being the president of Virginia Tech's SAAC (Student-Athlete Advisory Committee) and more impressively, McKinzie is the president of the ACC's SAAC program, voting on governance issues.

- Not too shabby in the classroom either, the Michigan native is the lone Tech volleyball player to make the ACC Academic Honor Roll three times, respectively.
- In October, McKinzie was a part of the ACC Fall Governance Meeting, which was on Tech's campus, hosting all 15 schools' ADs, SWAs and FARs. The group discussed time demands, pay for play and more.

FOR ALL THE MARBLES

- The fifth set has been, traditionally, a tough one for the Hokies since Wilson took over, including just a 2-4 record in 2018.
- Since 2017, Tech is 7-7 in five-setters, with being 3-3 at home, 2-3 away and 2-1 at neutral sites.
- But, in its first five-set match this season, Tech came to play and got the W, jumping out to an 8-2 lead and never looking back, winning the frame 15-8 over UC Irvine last Friday.
- In similar fashion versus Chattanooga, Tech jumped out ahead and was up three points at 8-5 when the two teams switched benches. But then the Hokies got hot and scored six of the next seven points to put it away and eventually win 15-7.
- It was a different story at NC State, though, as the Hokies fell in fifth set due to a slow start by a score of 15-5.

300, BUT NOT BOWLING PERFECTO

- For the first time this season, the Hokies owned a hitting percentage north of .300, hitting .333 against Loyola Chicago in a 3-1 win on Sept. 13.
- It marked the first time since Nov. 4, 2018, that Tech hit over .300 (.302 versus Boston College).
- In the Jill Wilson era, it now has happened 13 times Tech has hit at least .300. It happened five times in 2017 and seven times in 2018.
- However, Chicago Loyola also hit over .300, .304 to be exact, marking the highest opponent hitting percentage clip in a win.
- The previous high by an opponent in a Hokie win was on Aug. 25, 2017, versus Idaho State when it hit .290 in Wilson's first match coaching.

BACK TO BACK

- The Hokies started last season by playing USC Upstate in a nonconference tournament, playing the Spartans in Charlotte, North Carolina.
- Ironically, Tech opened the year with taking on the Spartans again, with this time being in Ohio.
- Both contests saw the Hokies come away with a victory, winning 3-0 in 2018 and 3-1 in 2019.

MATCH-BY-MATCH STARTERS

Opponent	Date	MB	MB	OH	OH	RS	S	L
USC Upstate (W, 3-1)	Aug. 30	Angel Robinson	Anabel Zier	Cera Powell	Kaity Smith	Marisa Cerchio	Talyn Jackson	Logan Mosley
Miami (Ohio) (L, 3-1)	Aug. 30	Kai Young	Anabel Zier	Cera Powell	Kylie Thomas (DS)	Marisa Cerchio	Sarah Jane Lynch	Logan Mosley
Northwestern (L, 3-0)	Aug. 31	Kai Young	Anabel Zier	Cera Powell	Tessa Wyner	Carol Raffety (DS)	Talyn Jackson	Logan Mosley
Elon (W, 3-1)	Sept. 6	Kai Young	Anabel Zier	Tessa Wyner	Kylie Thomas (DS)	Marisa Cerchio	Talyn Jackson	Logan Mosley
Davidson (W, 3-1)	Sept. 7	Angel Robinson	Anabel Zier	Tessa Wyner	Kylie Thomas (DS)	Marisa Cerchio	Talyn Jackson	Logan Mosley
Liberty (L, 3-1)	Sept. 7	Kai Young	Anabel Zier	Tessa Wyner	Ester Talamazzi	Kylie Thomas (DS)	Talyn Jackson	Logan Mosley
VCU (L, 3-1)	Sept. 10	Kai Young	Anabel Zier	Cera Powell	Kaity Smith	Marisa Cerchio	Talyn Jackson	Logan Mosley
UC Irvine (W, 3-1)	Sept. 13	Kai Young	Anabel Zier	Kylie Thomas (DS)	Tessa Wyner	Marisa Cerchio	Talyn Jackson	Logan Mosley
Loyola Chicago (W, 3-2)	Sept. 13	Kai Young	Anabel Zier	Kylie Thomas (DS)	Tessa Wyner	Marisa Cerchio	Talyn Jackson	Logan Mosley
Air Force (W, 3-1)	Sept. 14	Kai Young	Anabel Zier	Kylie Thomas (DS)	Tessa Wyner	Marisa Cerchio	Talyn Jackson	Logan Mosley
Chattanooga (W, 3-2)	Sept. 20	Kai Young	Anabel Zier	Cera Powell	Tessa Wyner	Marisa Cerchio	Talyn Jackson	Logan Mosley
Arkansas State (L, 3-1)	Sept. 20	Kai Young	Anabel Zier	Cera Powell	Tessa Wyner	Marisa Cerchio	Talyn Jackson	Logan Mosley
Charlotte (L, 3-0)	Sept. 21	Kai Young	Anabel Zier	Ester Talamazzi	Tessa Wyner	Marisa Cerchio	Talyn Jackson	Logan Mosley
Virginia (L, 3-1)	Sept. 27	Kai Young	Anabel Zier	Kylie Thomas (DS)	Kaity Smith	Marisa Cerchio	Talyn Jackson	Logan Mosley
No. 4 Pitt (L, 3-0)	Sept. 29	Kai Young	Anabel Zier	Cera Powell	Kaity Smith	Abby McKinzie (DS)	Talyn Jackson	Logan Mosley
NC State (L, 3-2)	Oct. 4	Kai Young	Anabel Zier	Cera Powell	Kaity Smith	Abby McKinzie (DS)	Talyn Jackson	Logan Mosley
North Carolina (L, 3-1)	Oct. 6	Angel Robinson	Anabel Zier	Kylie Thomas (DS)	Kaity Smith	Abby McKinzie (DS)	Talyn Jackson	Logan Mosley
Clemson (L, 3-1)	Oct. 11	Marisa Cerchio	Sarah Jane Lynch (S)	Cera Powell	Kaity Smith	Tessa Wyner	Talyn Jackson	Logan Mosley
Georgia Tech (L, 3-0)	Oct. 13	Marisa Cerchio	Anabel Zier	Cera Powell	Kaity Smith	Tessa Wyner	Talyn Jackson	Logan Mosley
[RV] Notre Dame (L, 3-1)	Oct. 18	Marisa Cerchio	Anabel Zier	Cera Powell	Kaity Smith	Tessa Wyner	Talyn Jackson	Logan Mosley
No. 23 Louisville (W, 3-1)	Oct. 20	Marisa Cerchio	Anabel Zier	Cera Powell	Kaity Smith	Abby McKinzie (DS)	Talyn Jackson	Logan Mosley
Duke (L, 3-1)	Oct. 25	Marisa Cerchio	Anabel Zier	Cera Powell	Kaity Smith	Abby McKinzie (DS)	Talyn Jackson	Logan Mosley
Wake Forest (W, 3-2)	Oct. 27	Kai Young	Anabel Zier	Cera Powell	Kaity Smith	Kylie Thomas (DS)	Talyn Jackson	Logan Mosley



NONCON TITLES

- Since Tech coach Jill Wilson took over the program in 2017, the Hokies have won six nonconference tournaments.
- Of those six, only one has come at home in Blacksburg, with five on the road.
- Here is the full breakdown of what years those took place and more:

Date	Tournament	Record
8/26/17	Pepsi Panther Invitational (Milwaukee, Wis.)	3-0
9/2/17	A-State Invitational (Jonesboro, Ark.)	2-1
8/25/18	Charlotte Invitational (Charlotte, N.C.)	3-0
9/1/18	Hokie Invitational (Blacksburg, Va.)	3-0
9/8/18	Bobcat Invitational (Athens, Ohio)	2-1
9/14/19	Amy Svoboda Memorial Classic (Colorado Springs, Colo.)	3-0

WHOSE THE BOSS?

- Tech coach Jill Wilson has done a podcast this season that began in the preseason, with episodes every other week.
- The roughly 10-minute special revolves around Coach Wilson as the host, a player on the team and a guest discussing the theme of the season (#Next, #FutureCEOs), career goals and more.
- To listen to the podcasts, go to hokiesports.com/podcasts.

ENDLINE TO ENDLINE WITH KAI

- Similar to what ESPN's Jay Bilas does in his 94 feet with Jay, Tech's Kai Young, who is a multimedia journalism major, gets to do her thing with asking her teammates fun questions as they take a stroll across the court and underneath the net.
- Young began doing the interviews this past spring and has carried them over into the fall.

THE SCHEDULE

- Tech's opponents in 2019: 19 registered winning seasons, 11 finished in the top 80 of the RPI and three collected 20 or more wins last fall.
- The ACC sent five teams to the NCAA Tournament in 2018, including Pitt, Louisville, Duke, Florida State and Syracuse.

AVCA ACADEMIC HONOR

- The AVCA announced that Tech earned the Team Academic Honors for the 2018-19 season.
- The award is given to teams that hold an average 3.30 cumulative team GPA.
- The Hokies finished the academic year with a cumulative team grade point average of 3.48.
- Tech was one of seven ACC schools to make the list, joining Boston College, Florida State, Louisville, Miami (Fla.), Pitt and Syracuse.

SMARTY PANTS

- This past January, the ACC announced its All-ACC Academic Volleyball Team and four Hokies found their names on the prestigious list.
- The four marked the most for Tech since 2014, while tying the second most in the league, trailing Louisville (6) and being tied with Notre Dame and Pitt.
- The four Tech players were outgoing senior Jaila Tolbert and then three returners in Marisa Cerchio, Carol Raffety and Kaity Smith.

CHEF CURRY WITH THE POT, BOY

- Since Coach Wilson has taken over, there has been a tradition of having the team split up into three groups and have a cooking competition that stretches over preseason camp.
- Three nights during early August, the girls get to showcase their stuff in the kitchen, making meals for the entire team.
- From appetizers, to entrees to desserts, the players have a blast preparing, cooking and then finally eating a nice home-cooked meal inside Wilson's house.
- After the three nights, which spreads over about 10 days, a group of judges, which is mostly support staff, vote on the top group, with this year's crown going to the setters and middle blockers.

TEAM MATCH-BY-MATCH

Date	Opponent	SP	Attack				Set			Serve				Receipt			Blocking				BHE	POINTS	SCORE	
			K	E	TA	PCT	A	TA	PCT	SA	SE	TA	PCT	RE	TA	PCT	DIG	BS	BA	BE				TOTAL
08/30/2019	vs USC Upstate	4	50	20	128	.234	48	126	.381	13	12	98	.878	4	63	.937	51	4	20	2	14.0	0	0.0	3-1
08/30/2019	at Miami (OH)	4	47	24	140	.164	42	144	.292	3	12	84	.857	5	83	.940	62	1	10	2	6.0	0	0.0	1-3
08/31/2019	vs Northwestern	3	24	17	100	.070	24	100	.240	4	4	55	.927	4	63	.937	39	0	8	1	4.0	1	0.0	0-3
09/06/2019	vs Elon	4	46	13	154	.214	44	155	.284	4	8	95	.916	4	75	.947	70	1	28	1	15.0	2	65.0	3-1
09/07/2019	vs Davidson	4	52	23	162	.179	50	164	.305	5	12	95	.874	4	81	.951	76	2	14	4	9.0	1	66.0	3-1
09/07/2019	at Liberty	4	47	22	157	.159	39	152	.257	1	7	85	.918	10	82	.878	68	1	8	1	5.0	0	53.0	1-3
09/10/2019	at VCU	4	51	24	123	.220	50	128	.391	2	8	83	.904	4	82	.951	47	0	6	4	3.0	1	56.0	1-3
09/13/2019	vs UC Irvine	5	63	24	154	.253	58	165	.352	4	5	108	.954	3	78	.962	61	2	14	2	9.0	0	76.0	3-2
09/13/2019	vs Loyola Chicago	4	63	19	132	.333	56	143	.392	4	6	95	.937	4	85	.953	49	2	8	5	6.0	2	73.0	3-1
09/14/2019	at Air Force	4	45	19	129	.202	43	128	.336	3	5	97	.948	4	67	.940	55	3	14	1	10.0	1	58.0	3-1
09/20/2019	Chattanooga	5	60	28	168	.190	56	169	.331	6	6	107	.944	8	92	.913	75	0	10	0	5.0	2	71.0	3-2
09/20/2019	Arkansas St.	4	42	23	146	.130	40	146	.274	5	5	94	.947	6	87	.931	63	0	17	1	8.5	1	55.5	1-3
09/21/2019	Charlotte	3	35	16	109	.174	33	114	.289	4	5	54	.907	2	68	.971	52	0	0	4	0.0	2	39.0	0-3
09/27/2019	at Virginia	4	53	24	142	.204	51	153	.333	3	5	85	.941	13	95	.863	60	1	6	2	4.0	2	60.0	1-3
09/29/2019	at Pittsburgh	3	25	17	95	.263	25	99	.253	2	8	56	.857	3	65	.954	32	2	2	4	3.0	0	30.0	0-3
10/04/2019	at NC State	5	59	29	196	.153	52	201	.259	1	7	92	.924	3	104	.971	83	1	8	0	5.0	0	65.0	2-3
10/06/2019	at North Carolina	4	53	20	153	.346	51	151	.338	1	6	89	.933	2	87	.977	62	2	4	0	4.0	0	58.0	1-3
10/11/2019	Clemson	4	43	26	142	.120	40	135	.296	3	8	75	.893	8	89	.910	51	0	10	0	5.0	2	51.0	1-3
10/13/2019	Georgia Tech	3	27	16	97	.113	27	94	.287	1	1	48	.979	6	68	.912	32	1	6	0	4.0	0	32.0	0-3
10/18/2019	Notre Dame	4	51	25	161	.161	49	164	.299	4	8	84	.905	4	86	.953	72	0	4	3	2.0	1	57.0	1-3
10/20/2019	Louisville	4	45	14	132	.235	43	127	.339	5	6	93	.935	2	80	.975	49	3	6	1	6.0	1	56.0	3-1
10/25/2019	at Duke	4	40	22	138	.130	40	144	.278	5	6	73	.918	6	91	.934	59	0	12	0	6.0	2	51.0	1-3
10/27/2019	at Wake Forest	5	57	22	172	.331	50	164	.305	9	6	105	.943	8	88	.909	74	2	20	5	12.0	7	78.0	3-2
Totals		92	1078	487	3230	.183	1011	3266	.310	92	156	1950	.920	117	1859	.937	1342	28	235	43	145.5	28	1150.5	
Opponents		92	1244	499	3283	.227	1161	3351	.346	118	195	2055	.905	92	1794	.949	1421	32	273	30	168.5	41	1365.5	

Team Averages

Sets Played	Kills per set	Assists per set	Service aces per set	Digs per set	Blocks per set	Points per set	Ball handling error per set	Reception errors per set
92	11.72	10.99	1.00	14.59	1.58	12.51	0.30	1.27



PROGRAM HISTORY	
First Year	1977
All-Time Record	749-673-3 (.527)
Conference Champions	(1) 1982, Metro
Tournament Championships	None
NCAA Tournaments	(1) 2010
NIVC Tournaments (0) Steve Lowe Award,	1982
Postseason Record	1-1
Best record	(1992) 26-11
Best in NCAAs	(2010) 1-1
Players signed pro	13 since 2006
CASSELL COLISEUM	
Capacity	9,275
Opened	1962
Renovation	2017
Tech Record	378-177 (.682)
Attendance High in Wilson era	2,361 ('17)
Winning Seasons	20
MILESTONES ON DECK	
100 Aces	Carol Raffety, 81
200 Blocks	Marisa Cerchio, 168
1,000 Kills	Kaity Smith, 837
1,000 Assists	Talyn Jackson, 854
1,000 Points	Kaity Smith, 918
1,500 Digs	Carol Raffety, 1,373

SCOUTING [RV] FLORIDA STATE

- The Seminoles are coming off a home victory over in-state rival Miami, winning by a score of 3-1. FSU has won four out of its last five matches and ranks fourth in the ACC standings.
- Head coach Chris Poole enters his 12th year in Tallahassee. Poole has 824 career wins, which makes him one of the most winningest active coaches across the land.
- Payton Caffrey leads the 'Noles offensively on the outside, ranking second in the conference in kills per set with a 4.16 mark, while her partner in crime Taryn Knuth holds down the middle and has the fourth-best hitting percentage (.379) in the league.
- Florida State leads Tech in the overall series 33-4 and has won the last six outings, as the Hokies look to earn their first win over FSU since 2013.

SCOUTING MIAMI (Fla.)

- Miami has dropped its last four matches against ACC opponents, with its last win coming against Syracuse at home in four sets. Miami also has notable road wins against the likes of Duke (10-13, 3-7) and Wake.
- Jose "Keno" Gandara is currently in his seventh season as the head coach in Coral Gables. Gandara is 6-0 against Tech since becoming the head guy for the U.
- One of the better setters in the ACC, the 'Canes are paced by Savannah Vach and her 10.48 assists per set, ranking fourth in the league.
- Miami holds the advantage in the all-time series 20-7 and has won the last six matches. Tech's last win came in 2013, a four-set victory in Blacksburg.

OPPONENT MATCH-BY-MATCH

Date	Opponent	SP	Attack				Set			Serve				Recept			Blocking				BHE	POINTS	SCORE	
			K	E	TA	PCT	A	TA	PCT	SA	SE	TA	PCT	RE	TA	PCT	DIG	BS	BA	BE				TOTAL
08/30/2019	vsUSC Upstate	4	33	21	112	.107	30	129	.233	4	10	73	.863	13	86	.849	42	2	10	1	7.0	3	0.0	3-1
08/30/2019	at Miami (OH)	4	51	19	137	.234	49	143	.343	5	9	92	.902	3	72	.958	59	1	14	1	8.0	2	0.0	1-3
08/31/2019	vsNorthwestern	3	47	15	109	.294	44	108	.407	4	11	74	.851	4	51	.922	52	0	12	1	6.0	0	0.0	0-3
09/06/2019	vsElon	4	53	35	167	.108	52	173	.301	4	7	82	.915	4	87	.954	84	0	13	2	6.5	3	63.5	3-1
09/07/2019	vsDavidson	4	45	32	157	.083	43	160	.269	4	5	86	.942	5	83	.940	75	1	4	2	3.0	1	52.0	3-1
09/07/2019	at Liberty	4	57	21	160	.225	53	163	.325	11	14	97	.856	1	78	.987	74	1	10	0	6.0	1	74.0	1-3
09/10/2019	at VCU	4	58	16	127	.331	53	127	.417	4	13	95	.863	2	75	.973	41	2	27	2	15.5	0	77.5	1-3
09/13/2019	vsUC Irvine	5	53	23	148	.203	49	164	.299	3	14	92	.848	4	103	.961	51	3	10	3	8.0	1	64.0	3-2
09/13/2019	vsLoyola Chicago	4	58	17	135	.304	54	146	.370	4	6	91	.934	4	89	.955	41	2	10	3	7.0	1	69.0	3-1
09/14/2019	at Air Force	4	51	34	151	.113	50	151	.331	4	14	81	.827	3	92	.967	53	0	2	1	1.0	1	56.0	3-1
09/20/2019	Chattanooga	5	57	28	164	.177	52	161	.323	8	10	102	.902	6	101	.941	74	0	18	0	9.0	2	74.0	3-2
09/20/2019	Arkansas St.	4	60	35	169	.148	56	165	.339	6	8	95	.916	5	89	.944	71	3	14	1	10.0	1	76.0	1-3
09/21/2019	Charlotte	3	51	5	114	.404	46	108	.426	2	7	75	.907	4	49	.918	54	0	8	3	4.0	1	57.0	0-3
09/27/2019	at Virginia	4	56	18	140	.271	53	145	.366	13	5	100	.950	3	80	.963	52	2	16	2	10.0	3	79.0	1-3
09/29/2019	at Pittsburgh	3	46	12	96	.479	42	94	.447	3	8	73	.890	2	48	.958	43	0	11	0	5.5	4	54.5	0-3
10/04/2019	at NC State	5	71	21	191	.262	67	205	.327	3	8	112	.929	1	85	.988	93	3	22	1	14.0	1	88.0	2-3
10/06/2019	at North Carolina	4	69	24	166	.416	63	162	.389	2	9	96	.906	1	83	.988	69	2	16	2	10.0	1	81.0	1-3
10/11/2019	Clemson	4	47	22	127	.197	43	128	.336	8	3	92	.967	3	67	.955	67	5	4	0	7.0	0	62.0	1-3
10/13/2019	Georgia Tech	3	52	12	101	.396	45	96	.469	6	5	73	.932	1	47	.979	48	2	6	0	5.0	1	63.0	0-3
10/18/2019	Notre Dame	4	56	16	154	.260	54	161	.335	4	9	95	.905	4	76	.947	71	0	6	1	3.0	3	63.0	1-3
10/20/2019	Louisville	4	61	34	149	.181	58	147	.395	2	6	86	.930	5	87	.943	67	2	6	3	5.0	1	68.0	3-1
10/25/2019	at Duke	4	59	14	144	.313	54	146	.370	6	6	97	.938	5	67	.925	66	0	18	0	9.0	5	74.0	1-3
10/27/2019	at Wake Forest	5	53	25	165	.321	51	169	.302	8	8	96	.917	9	99	.909	74	1	16	1	9.0	5	70.0	3-2
Opponent totals		92	1244	499	3283	.227	1161	3351	.346	118	195	2055	.905	92	1794	.949	1421	32	273	30	168.5	41	1365.5	
Virginia Tech totals		92	1078	487	3230	.183	1011	3266	.310	92	156	1950	.920	117	1859	.937	1342	28	235	43	145.5	28	1150.5	

Team Averages

Sets Played	Kills per set	Assists per set	Service aces per set	Digs per set	Blocks per set	Points per set	Ball handling error per set	Reception errors per set
92	13.52	12.62	1.28	15.45	1.83	14.84	0.45	1.00



MATCH-BY-MATCH LEADERS

Opponent	Date	Kills	% (min. 12 A)	Assists	Aces	Digs	Blocks
USC Upstate (W, 3-1)	Aug. 30	12 - Powell	.455 - Cerchio	24 - Jackson	4 - (2 players)	19 - Mosley	8 - Zeer
Miami (Ohio) (L, 3-1)	Aug. 30	13 - Wyner	.333 - Zier	27 - Jackson	2 - Powell	24 - Mosley	3 - (2 players)
Northwestern (L, 3-0)	Aug. 31	9 - Wyner	.194 - Wyner	21 - Jackson	3 - Mosley	17 - Mosley	3 - Cerchio
Elon (W, 3-1)	Sept. 6	13 - Cerchio	.417 - Zier	38 - Jackson	2 - Jackson	21 - Mosley	8 - Zier
Davidson (W, 3-1)	Sept. 7	14 - Cerchio	.290 - Cerchio	37 - Jackson	2 - Talamazzi	39 - Mosley	5 - Zier
Liberty (L, 3-1)	Sept. 7	13 - Cerchio	.308 - Talamazzi	31 - Jackson	1 - Wyner	16 - Mosley	4 - Robinson
VCU (W, 3-1)	Sept. 10	15 - (2 players)	.333 - Cerchio	43 - Jackson	1 - (2 players)	12 - Jackson	3 - Zier
UC Irvine (W, 3-1)	Sept. 13	17 - (2 players)	.333 - Young	54 - Jackson	1 - (4 players)	22 - Mosley	6 - Zier
Loyola Chicago (W, 3-2)	Sept. 13	22 - Wyner	.500 - Powell	50 - Jackson	2 - (2 players)	13 - (2 players)	4 - Young
Air Force (W, 3-1)	Sept. 14	14 - Powell	.238 - Wyner	34 - Jackson	1 - (3 players)	13 - Jackson	7 - Zier
Chattanooga (W, 3-2)	Sept. 20	19 - Wyner	.500 - Young	50 - Jackson	2 - Mosley	24 - Mosley	3 - Young
Arkansas State (L, 3-1)	Sept. 20	12 - Wyner	.159 - Wyner	35 - Jackson	3 - Jackson	15 - Thomas	7 - Young
Charlotte (L, 3-0)	Sept. 21	8 - Cerchio	.286 - Young	29 - Jackson	2 - Talamazzi	14 - Mosley	None
Virginia (L, 3-1)	Sept. 27	15 - Cerchio	.471 - Zier	42 - Jackson	1 - (3 players)	14 - Jackson	2 - Young
No. 4 Pitt (L, 3-0)	Sept. 29	8 - Smith	.263 - Smith	21 - Jackson	1 - (2 players)	12 - Thomas	1 - (4 players)
NC State (L, 3-2)	Oct. 4	14 - Smith	.429 - Jackson	44 - Jackson	1 - Zier	26 - Mosley	3 - Zier
North Carolina (L, 3-1)	Oct. 6	13 - Powell	.529 - Powell	42 - Jackson	1 - Thomas	21 - Mosley	2 - (2 players)
Clemson (L, 3-1)	Oct. 11	12 - Smith	.292 - Cerchio	34 - Jackson	1 - (3 players)	15 - (2 players)	3 - Zier
Georgia Tech (L, 3-0)	Oct. 13	8 - (2 players)	.500 - Cerchio	25 - Jackson	1 - Cerchio	11 - Mosley	2 - (2 players)
[RV] Notre Dame (L, 3-1)	Oct. 18	12 - Smith	.276 - Smith	44 - Jackson	2 - Mosley	19 - Mosley	2 - Zier
No. 23 Louisville (W, 3-1)	Oct. 20	12 - (2 players)	.286 - Powell	37 - Jackson	2 - (2 players)	17 - Mosley	3 - Smith
Duke (L, 3-1)	Oct. 25	14 - Smith	.308 - Zier	22 - Jackson	3 - Smith	16 - Mosley	3 - (2 players)
Wake Forest (W, 3-2)	Oct. 27	14 - Cerchio	.375 - Young	40 - Jackson	3 - Mosley	27 - Mosley	5 - Young

DOUBLE-DOUBLES COUNT

Who	What	When
Talyn Jackson	31 A, 10 D	at Liberty (9/7/19)
Talyn Jackson	43 A, 12 D	at VCU (9/10/19)
Talyn Jackson	54 A, 10 D	vs. UC Irvine (9/13/19)
Talyn Jackson	50 A, 13 D	vs. Loyola Chicago (9/13/19)
Talyn Jackson	34 A, 13 D	at Air Force (9/14/19)
Talyn Jackson	50 A, 10 D	vs. Chattanooga (9/20/19)
Talyn Jackson	35 A, 14 D	vs. Arkansas State (9/20/19)
Talyn Jackson	42 A, 14 D	at Virginia (9/27/19)
Kaity Smith	14 K, 16 D	at NC State (10/4/19)
Kaity Smith	12 K, 16 D	at North Carolina (10/6/19)
Kaity Smith	12 K, 15 D	vs. Clemson (10/11/19)
Kaity Smith	12 K, 16 D	vs. [RV] Notre Dame (10/18/19)
Talyn Jackson	44 A, 15 D	vs. [RV] Notre Dame (10/18/19)
Kaity Smith	14 K, 14 D	at Duke (10/25/19)
Kaity Smith	13 K, 12 D	at Wake Forest (10/27/19)

TEAM, PLAYER & OPPONENT HIGHS

Kills	Attack Percentage	Assists	Service Aces	Digs	Total Blocks
Team	63 vs. UC Irvine (9/13)	58 vs. UC Irvine (9/13)	13 last vs. USC Upstate (8/30)	83 at NC State (10/4)	15 vs. Elon (9/6)
Player	Tessa Wyner - 22 vs. Loyola Chicago (9/13)	Talyn Jackson - 54 vs. UC Irvine (9/13)	Logan Mosley & Carol Raffety - 4 vs. USC Upstate (8/30)	Logan Mosley - 39 vs. Davidson (9/7)	Anabel Zier (2x) - 8 last vs. Elon (9/7)
Opponent	71 - NC State (10/4)	67 - NC State (10/4)	13 - Virginia (9/27)	93 - NC State (10/4)	15.5 - VCU (9/10)





Jill WILSON

- Third season at Virginia Tech
- 17th as a coach in Division I
- Produced 15 All-SEC players and '02 ACC Player of the Year
- Averaged 20-plus wins per year at LSU (10 years)

The Wilson File

PERSONAL

BORN: May 6, 1979
 HOMETOWN: Richmond, Texas
 FAMILY: Husband, Jared
 COACHING RECORD AT VIRGINIA TECH: 33-51 (3rd year)
 CAREER HEAD COACHING RECORD: 33-51 (.393)

EDUCATION

LSU - Bachelor of Science - Business Admin., 2001
 JOINED TECH STAFF: Jan. 12, 2017
 YEARS OF COLLEGIATE HEAD COACHING: 1
 YEARS OF COLLEGIATE COACHING: 15

COACHING HISTORY

2017- Virginia Tech (Head Coach)
 2013-16 LSU (Associate Head Coach)
 2007-12 LSU (Assistant Coach)
 2005-07 Wake Forest (Assistant Coach)
 2002-05 North Carolina (Assistant Coach)
 2001-02 Tennessee-Martin (Graduate Assistant)

PLAYING HISTORY

1997-00 LSU (outside hitter)
 4-year letterwinner and starter
 Ranked 6th in the SEC with 23 service aces senior year
 Appeared in the 2000 SEC Tournament finals

POSTSEASON EXPERIENCE

LSU
 2014 (First Round - Eugene, Ore.)
 Defeated Oklahoma, Loss to Oregon
 2013 (First Round - Seattle, Wash.)
 Defeated Michigan, Loss to Washington
 2010 (First Round - Norman, Okla.)
 Loss to Tulsa
 2009 (First Round - Baton Rouge, La.)
 Defeated Tulane, Loss to Texas A&M
 2008 (First Round - Los Angeles, Calif.)
 Loss to UCLA
 2007 (First Round - Austin, Texas)
 Defeated New Mexico State, Loss to Texas

UNC
 2002 (Regionals - Lincoln, Neb.)
 Defeated Winthrop, South Carolina at home
 Loss to Hawai'i

Jill Wilson was named the head coach of the Virginia Tech volleyball program on January 12, 2017, and enters her third year in Blacksburg.

In her second season as the head coach of the Hokies in 2018, Wilson led Tech to a four-win improvement, which was the most wins at Tech since 2015. Also, the Hokies owned a five-win improvement at home on Carilion Clinic Court to 8-5. She won three nonconference tournaments – Charlotte Invitational, Hokie Invitational sponsored by the Fairfield Inn and Suites in Christiansburg and Bobcat Invitational – bringing her total to five in two years, including a 15-8 record non-league action.

Tech started the season 8-0, marking its best start since 2009. It also defeated North Carolina 3-0 for the first time since 2011, snapping a nine-match losing streak, and marked the first sweep over the Tar Heels since 2006. Wilson picked up another win over in-state rival Virginia in the Commonwealth Clash presented by Virginia529, improving to 3-1 in her career against the Cavaliers. The Hokies also swept Georgia Tech on the road, a team that finished 15-6 at home and was an AVCA Top-100 Team, marking Wilson's first ACC sweep away from the friendly confines of Cassell Coliseum.

Under Wilson's guidance, right-side hitter Jaila Tolbert once again was named second-team All-ACC. Tolbert became the third player in school history to make the ACC all-conference team in consecutive years, as well as the 17th in program history to rack up over 1,000 kills in a career. The Minnesota native also became the first-ever Tech volleyball player to be tabbed a Senior CLASS Award candidate and the second to make the U.S. Collegiate Women's National Team – Detroit roster.

Statistically, the Hokies improved on the service line due to an aggressive style, finishing fifth in the ACC for service aces, tallying 141 to average 1.31 aces per set. One of the key reasons why there was improvement on the line was outside hitter Ester Talamazzi's team-high 34 aces, including her match versus William & Mary when she recorded the second-most aces in school history with eight. Libero Carol Raffety cracked the record book, becoming the 18th Hokie to register over 1,000 digs in a career.

Her first year in 2017 set the foundation for the program, as Wilson guided Jaila Tolbert to second-team All-ACC after she owned the highest hitting percentage in the conference for non-middle blockers (.331). Tolbert, a right-side hitter, hit more than .300 in 20 matches and earned VaSID all-state honors.

Wilson also was key in the development of Kaity Smith, who was named to the ACC All-Freshman Team, as well as the VaSID Freshman of the Year. Smith started the season breaking a school record, putting down 30 kills in her debut – a program first.

Picking up two wins over Virginia in her first season, Wilson contributed to a full point in the Virginia529 Commonwealth Clash. Wilson led Tech to two nonconference tournament titles her opening season, winning the Pepsi Panther Invitational and A-State Invitational. At the A-State Invitational, the Hokies took down Arkansas State and SMU, two teams that won 20-plus matches and earned a bid to the National Invitational Volleyball Championship (NIVC).

Wilson joined the Hokies after an extremely successful run on the bench at LSU where, as the recruiting coordinator, she signed five top-30 recruiting classes according to PrepVolleyball.com. She also helped lead the Tigers to six NCAA Tournament appearances and the 2009 SEC Championship, as well as 25-win seasons in 2007, 2009 and 2010. The Tigers averaged over 20 wins per season during her time on the LSU staff.

No stranger to the ACC, Wilson was an assistant at North Carolina from 2002-04 before serving as the top assistant at Wake Forest in 2006.

She coached two All-Americans, an ACC Player of the Year and helped lead the Tar Heels to the 2002 regular-season ACC Championship and an NCAA Sweet Sixteen appearance.





CERA POWELL (SEER-UH)

Freshman | 6-0
OH | Pittsboro, N.C.

High School/Club Team
Northwood | Triangle

Major: Human Nutrition, Foods and Exercise

3

Amy Svoboda Memorial Classic All-Tournament Team

AT THE NET

- Has played all 23 matches.
- Posted at least eight kills in both matches this past weekend at Duke (10/25) and Wake Forest (10/27).
- Put together her best weekend yet, owning at least 14 kills in all three matches on Air Force's campus (9/13-14) to make the all-tournament team.
- Had her best blocking performance versus Air Force (9/14), recording a career-high six blocks along with 14 kills.
- Opened the season with 12 kills, four digs and career-high five blocks against USC Upstate (8/30).
- Four-year varsity letterwinner and three-time all-conference.
- Led the Chargers to the third round of the 2018 NCHSAA state tournament.
- Two-time Student Council Class Senator.
- Her great uncle, Walter Davis, played men's basketball at North Carolina and was selected to the USA men's basketball team at the 1976 Summer Olympics, and went on to become a 15-year NBA player and six-time NBA All-Star, having his number retired (#6) with the Phoenix Suns organization after being the Suns' all-time leading scorer.

SEASON/CAREER HIGHS

Kills.....17 vs. UC Irvine (9/13/19)
Hitting percentage......500 vs. Loyola Chicago (9/13/19)
Assists 2 vs. Clemson (10/11/19)
Aces2 at Miami (Ohio) (8/30/19)
Digs.....8 at Miami (Ohio) (8/30/19)
Blocks..... 6 at Air Force (9/14/19)

MATCH-BY-MATCH STATS

Table with columns: Date, Opponent, SP, K, E, TA, PCT, A, TA, PCT, SA, SE, TA, PCT, RE, TA, PCT, DIGS, BA, BE, TOTAL, BH, POINTS, HIT%, SCORE. Includes match data for opponents like USC Upstate, Miami (OH), Northwestern, Elon, Davidson, Liberty, VCU, UC Irvine, Loyola Chicago, Air Force, Chattanooga, Arkansas St., Charlotte, Virginia, Pittsburgh, NC State, North Carolina, Clemson, Georgia Tech, Notre Dame, Louisville, Duke, and Wake Forest.

Player Averages table with columns: Sets Played, Kills per set, Assists per set, Service aces per set, Digs per set, Blocks per set, Points per set.



LOGAN MOSLEY

Freshman | 5-6
L/DS | Apex, N.C.

High School/Club Team
Cary Christian | Triangle

Major: University Studies

4

Miami Invitational All-Tournament Team

AT THE NET

- Has played in all 23 matches, playing 22 at libero.
- Set the single-match digs record at Tech in just her fifth match, scooping up 39 digs versus Davidson (9/7).
- Had 27 digs at Wake Forest (10/27), which is tied for the third-most by an ACC libero in an ACC match this fall.
- Posted her third-most digs versus NC State (10/4) with 26.
- Had her double-digit digs streak snap at then-No. 4 Pitt (9/29), getting it up to a career-high seven straight matches.
- Her 20-plus digs marked the first time a Tech freshman accomplished the feat since 2016.
- Collected 19 digs, two assists and a career-best four service aces against USC Upstate (8/30) in the season opener.
- Five-year varsity letterwinner.
- Coached by Lesley White and her mom, Victoria, at Cary Christian HS.
- 2017 NCISAA Player of the Year and first-team all-state.
- Was a key cog in USA Volleyball 18U's championship run at nationals in 2018.
- Led USA Volleyball 16U to a third-place finish at '17 nationals.
- Her mother, Victoria, played college volleyball at Barton.

SEASON/CAREER HIGHS

Kills.....1, 4x, last at UNC (10/6/19)
Hitting percentage..... 1.000 at Miami (Ohio) (8/30/19)
Assists6, 2x, last at UNC (10/6/19)
Aces 4 vs. USC Upstate (8/30/19)
Digs.....39 vs. Davidson (9/7/19)
Blocks.....

MATCH-BY-MATCH STATS

Table with columns: Date, Opponent, SP, K, E, TA, PCT, A, TA, PCT, SA, SE, TA, PCT, RE, TA, PCT, DIGS, BA, BE, TOTAL, BH, POINTS, HIT%, SCORE. Includes match data for opponents like USC Upstate, Miami (OH), Northwestern, Elon, Davidson, Liberty, VCU, UC Irvine, Loyola Chicago, Air Force, Chattanooga, Arkansas St., Charlotte, Virginia, Pittsburgh, NC State, North Carolina, Clemson, Georgia Tech, Notre Dame, Louisville, Duke, and Wake Forest.

Player Averages table with columns: Sets Played, Kills per set, Assists per set, Service aces per set, Digs per set, Blocks per set, Points per set.





CAROL RAFFETY

Senior | 5-11
L/DS | Novato, Calif.

High School/Club Team
Marin Catholic | Absolute

Major: Criminology

5

**Two-time ACC Academic Honor Roll
2018-19 All-ACC Academic Volleyball Team**

AT THE NET

- Has played in eight matches.
- Scooped up a season-high nine digs and had two assists at Air Force (9/14).
- Tallied seven digs and two assists at Miami (Ohio) (8/30).
- Tied a career-high four aces and posted five digs versus USC Upstate (8/30).
- Currently No. 6 all-time in program history for career digs.
- Had nine 20-plus dig matches in 2018.
- Registered 13 digs, including her 1,000th career dig in the third set to become the 18th Hokie to ever accomplish the feat, and three assists versus IUPUI (9/7).
- Played in all 30 matches in 2018.
- Broke the freshman digs record with 481 in 2016, a mark that had been held by Amanda Cloyd since 2004.

SEASON HIGHS

Kills..... 1 vs. USC Upstate (8/30/19)
Hitting percentage..... 1.000 vs. USC Upstate (8/30/19)
Assists 2, 2x, last at Air Force (9/14/19)
Aces 4 vs. USC Upstate (8/30/19)
Digs..... 9 at Air Force (9/14/19)
Blocks

CAREER HIGHS

Kills..... 9 at Florida State (10/14/16)
Hitting percentage..... 1.00 (2x)
Assists 7 (2x)
Aces 4, 2x, vs. USC Upstate (8/30/19)
Digs..... 28 vs. Appalachian State (8/26/16)
Blocks..... 1 at Florida State (10/14/16)

MATCH-BY-MATCH STATS

Date	Opponent	Attack				Set				Serve				Recept				Blocking				Team					
		SP	KI	E	TA	PCT	A	TA	PCT	SA	SE	TA	PCT	RE	TA	PCT	DIG	BS	BA	BE	TOTAL	BHE	POINTS	HIT%	SCORE		
08/30/2019	vs USC Upstate	4	1	0	1	1.000	0	1	.000	4	3	25	880	1	11	.909	5	0	0	0	0	0	0	0	5.0	.234	3-1
08/30/2019	at Miami (OH)	4	0	0	0	.000	2	4	.500	0	1	15	.933	0	15	1.000	7	0	0	0	0	0	0	0	0.0	.164	1-3
08/31/2019	vs Northwestern	*2	0	0	0	.000	1	2	.500	0	1	4	.750	1	8	.875	2	0	0	0	0	0	0	0	0.0	.070	0-3
09/13/2019	vs UC Irvine	4	0	0	0	.000	0	0	.000	0	1	4	.750	0	6	1.000	1	0	0	0	0	0	0	0	0.0	.253	3-2
09/13/2019	vs Loyola Chicago	4	0	1	.000	2	2	1.000	0	2	9	.778	0	17	1.000	3	0	0	0	0	0	0	0	0.0	.333	3-1	
09/14/2019	at Air Force	4	0	0	.000	2	3	.667	0	1	5	.800	1	6	.833	9	0	0	0	0	0	0	0	0.0	.202	3-1	
09/20/2019	Chattanooga	5	0	0	.000	0	1	.000	0	0	0	0.000	1	20	.950	4	0	0	0	0	0	0	0	0.0	.190	3-2	
09/20/2019	Arkansas St.	3	0	0	.000	0	0	.000	0	0	0	0.000	0	4	1.000	0	0	0	0	0	0	0	0	0.0	.130	1-3	
Totals		30	1	0	2	.500	7	13	.538	4	9	.62	.855	4	87	.954	31	0	0	0	0	0	0	0	5.0		

Player Averages							
Sets Played	Kills per nset	Assists per set	Service aces per set	Digs per set	Blocks per set	Points per set	
30	0.03	0.23	0.13	1.03	0.00	0.17	



ANGEL ROBINSON

Sophomore | 6-0
MB | Norman, Okla.

High School/Club Team
Norman North | Peak

Major: Human Development

6

AT THE NET

- Has played in seven matches.
- Recorded her second-highest kill total of the season at North Carolina (10/6) with five.
- Collected a season-high seven kills and four blocks at Liberty (9/7).
- Posted two kills versus Davidson (9/7).
- Tallied three kills, one assist and two blocks against USC Upstate (8/30) in the season opener.
- Finished the 2018 season strong, tallying eight kills on a career-high .615 hitting percentage and two blocks against Syracuse (11/18) and a career-best 11 kills versus Clemson (11/21).
- Tallied her first-ever ace against William & Mary (8/31).
- Put down the first kill of her career versus Presbyterian (8/25).
- Debut came against USC Upstate (8/24) in the season opener, tallying a block.
- Appeared in 17 matches and started seven in 2018.
- Four-year letterwinner coached by Stephanie Kane at North Norman.
- Guided North Norman to the OSSAA 6A State title match two years in a row, finishing runner-up in 2016 and 2017.
- Also led the Timberwolves to an unblemished record in conference play and a 31-4 overall record in 2017.

SEASON HIGHS

Kills..... 7 at Liberty (9/7/19)
Hitting percentage..... .500 vs. Davidson (9/7/19)
Assists 1 vs. USC Upstate (8/30/19)
Aces
Digs.....
Blocks..... 4 at Liberty (9/7/19)

CAREER HIGHS

Kills..... 11 vs. Clemson (11/21/8)
Hitting percentage..... .615 at Syracuse (11/8/18)
Assists
Aces 1 vs. William & Mary (8/31/18)
Digs..... 1 (2x)
Blocks..... 6 vs. Duke (10/21/18)

MATCH-BY-MATCH STATS

Date	Opponent	Attack				Set				Serve				Recept				Blocking				Team							
		SP	KI	E	TA	PCT	A	TA	PCT	SA	SE	TA	PCT	RE	TA	PCT	DIG	BS	BA	BE	TOTAL	BHE	POINTS	HIT%	SCORE				
08/30/2019	vs USC Upstate	*2	3	2	11	.091	1	1	1.000	0	0	0	0	0	0	0	0	0	0	0	0	2	0	2.0	0	4.0	.234	3-1	
09/07/2019	vs Davidson	*1	2	0	4	.500	0	1	.000	0	0	0	0	0	0	0	0	0	0	0	0	0	0	0	0	2.0	.179	3-1	
09/07/2019	at Liberty	4	7	5	20	1.00	0	1	.000	0	0	0	0	0	0	0	0	0	0	0	0	1	3	0	4.0	9.5	.159	1-3	
09/13/2019	vs UC Irvine	1	0	0	1	.000	0	0	0	0	0	0	0	0	0	0	0	0	0	0	0	0	0	0	0	0	0	253	3-2
10/04/2019	at NC State	4	3	0	10	.300	0	0	.000	0	0	0	0	0	0	0	0	0	0	0	0	0	0	0	0	0	3.0	.153	2-3
10/06/2019	at North Carolina	*4	5	3	17	.294	1	1	1.000	0	0	0	0	0	0	0	0	0	0	0	0	1	0	0	1.0	6.0	.346	1-3	
10/18/2019	Notre Dame	1	0	1	3	.333	0	0	.000	0	0	0	0	0	0	0	0	0	0	0	0	0	0	0	0	0	0	.161	1-3
Totals		13	15	8	49	.143	1	3	.333	0	0	0	0	0	0	0	0	0	0	0	0	1	5	0	3.5	0	18.5		

Player Averages							
Sets Played	Kills per nset	Assists per set	Service aces per set	Digs per set	Blocks per set	Points per set	
13	1.15	0.08	0.00	0.00	0.27	1.42	





TESSA WYNER

Sophomore | 5-11
OH | Charleston, W.Va.

High School/Club Team
George Washington | River Cities Thunder

Major: Biology

7

2018-19 ACC Academic Honor Roll

AT THE NET

- Has played in 16 matches.
- Will not play this weekend due to injury and has missed Tech's last three matches.
- Set her career high twice during the Hokie Invitational, with nine digs versus Chattanooga (9/20) and Arkansas State (9/20).
- Additionally, set a season-best hitting percentage with a .310 clip alongside 19 kills against Chattanooga (9/20).
- Recorded a career-high 22 kills on a .304 hitting percentage versus Loyola Chicago (9/13).
- Played in 12 matches and started one in 2018.
- Three-time West Virginia Gatorade Player of the Year.
- Two-time West Virginia Sports Writers Association Player of the Year.
- Led George Washington to a WVSSAC state championship.
- Guided her club team to winning USA 18 Nationals, the first time a team from West Virginia had ever done so.

SEASON HIGHS

Kills.....22 vs. Loyola Chicago (9/13/19)
Hitting percentage......310 vs. Chattanooga (9/20/19)
Assists 1 at Air Force (9/14/19)
Aces 1, 6x, last vs. Arkansas State (9/20/19)
Digs.....9, 2x, last vs. Arkansas State (9/20/19)
Blocks..... 3 at Miami (Ohio) (8/30/19)

CAREER HIGHS

Kills.....22 vs. Loyola Chicago (9/13/19)
Hitting percentage......400 at Clemson (10/7/18)
Assists 1, 3x, last at Air Force (9/14/19)
Aces 1, 6x, last vs. Arkansas State (9/20/19)
Digs.....9, 2x, last vs. Arkansas State (9/20/19)
Blocks..... 3 at Miami (Ohio) (8/30/19)

MATCH-BY-MATCH STATS

Date	Opponent	Attack			Set			Serve			Recept			Blocking			Team								
		SP	K	E	TA	PCT	SA	SE	TA	PCT	RE	TA	PCT	BS	BA	TOTAL									
08/30/2019	vs USC Upstate	3	7	4	17	176	0	1	0.000	1	3	4	250	0	13	1,000	5	0	2	1	2.0	0	9.0	234	3-1
08/30/2019	at Miami (OH)	4	13	4	31	290	0	1	1.000	0	1	7	857	2	32	833	6	0	3	0	3.0	0	14.5	164	1-3
08/31/2019	vs Northwestern	*3	9	3	31	194	0	2	0.000	0	2	11	818	0	17	1,000	7	0	0	0	0.0	0	9.0	070	0-3
09/06/2019	vs Elon	*3	3	4	19	-053	0	0	0.000	0	2	8	750	0	8	1,000	2	0	1	0	1.0	0	3.5	214	3-1
09/07/2019	vs Davidson	*2	3	1	13	154	0	1	1.000	1	1	5	800	0	8	1,000	1	0	0	1	0.0	0	4.0	179	3-1
09/07/2019	at Liberty	*4	4	3	19	-053	0	2	0.000	1	1	8	875	1	5	800	5	0	1	0	1.0	0	5.5	159	1-3
09/10/2019	at VCU	1	0	0	0	0.000	0	0	0.000	0	0	1	1,000	0	0	0.000	1	0	0	0	0.0	0	0.0	220	1-3
09/13/2019	vs USC Irvine	*5	17	6	44	250	0	5	1,000	0	10	1,000	0	5	1,000	4	0	2	2	2.0	0	18.0	253	3-2	
09/13/2019	vs Loyola Chicago	*4	22	8	46	304	0	3	1,000	0	6	833	2	0	1	1,000	1	0	1	1.0	0	22.5	333	3-1	
09/14/2019	at Air Force	*3	8	3	21	238	1	3	333	1	0	9	1,000	0	5	1,000	8	0	0	1	0.0	0	9.0	202	3-1
09/20/2019	at Virginia	*4	19	6	42	310	0	1	0.000	1	1	15	933	0	6	1,000	9	0	1	0	1.0	0	20.5	190	3-2
09/20/2019	Arkansas St.	*4	12	5	44	159	0	0	0.000	1	0	14	1,000	3	21	857	9	0	1	0	1.0	0	13.5	130	1-3
09/21/2019	Charlotte	*2	5	3	18	111	0	0	0.000	0	0	3	1,000	1	6	833	6	0	1	0	0.0	0	5.0	174	0-3
10/11/2019	Clemson	*4	10	4	26	231	0	3	1,000	0	2	9	778	0	5	1,000	4	0	2	2	2.0	0	11.0	120	1-3
10/12/2019	Georgia Tech	*3	3	5	19	-105	0	2	0.000	0	0	7	1,000	1	4	750	6	0	2	0	2.0	0	4.0	113	0-3
10/18/2019	Notre Dame	*2	5	3	16	125	0	0	0.000	0	0	3	1,000	2	5	600	5	0	0	1	0.0	0	5.0	161	1-3
Totals		51	140	62	406	192	1	24	0.42	6	13	117	889	11	126	913	80	0	16	8	8.0	0	154.0		

Player Averages						
Sets Played	Kills per set	Assists per set	Service aces per set	Digs per set	Blocks per set	Points per set
51	2.75	0.02	0.12	1.57	0.16	3.02



KYLIE THOMAS

Junior | 5-7
L/DS | Sterling, Va.

High School/Club Team
Dulles | Potomac Falls

Major: National Security, Foreign Affairs

10

2018-19 ACC Academic Honor Roll

AT THE NET

- Has played in all 22 matches.
- Arguably Tech's best role player off the bench defensively.
- Scooped up 12 digs at Duke (10/25), while collecting seven at Wake Forest (10/27) this past weekend.
- Posted a career-high 22 digs and her first career kill at NC State (10/4).
- Earned her first start at libero this season at No. 4 Pitt (9/29), racking up 12 digs and an assist.
- Recorded exactly 13 digs, tying her previous career high set in 2017, in all three matches at the Liberty invitational (9/6-7).
- Played in 26 matches, drawing one start in 2018.
- Debut at the college level came against Ole Miss (9/1/17), where she tallied a service ace and one dig.

SEASON HIGHS

Kills..... 1 at NC State (10/4/19)
Hitting percentage.....
Assists 1, 7x, last vs. Arkansas State (9/20/19)
Aces2 vs. Loyola Chicago (9/13/19)
Digs.....22 at NC State (10/4/19)
Blocks.....

CAREER HIGHS

Kills..... 1 at NC State (10/4/19)
Hitting percentage.....
Assists 4 vs USC Upstate (8/24/18)
Aces3 vs. IUPUI (9/7/18)
Digs.....22 at NC State (10/4/19)
Blocks.....

MATCH-BY-MATCH STATS

Date	Opponent	Attack			Set			Serve			Recept			Blocking			Team							
		SP	K	E	TA	PCT	SA	SE	TA	PCT	RE	TA	PCT	BS	BA	TOTAL								
08/30/2019	vs USC Upstate	3	0	0	0	0.000	0	0	0.000	0	1	7	857	0	14	1,000	2	0	0	0	0.0	0.0	234	3-1
08/30/2019	at Miami (OH)	*3	0	0	0	0.000	1	2	500	0	2	5	600	0	10	1,000	3	0	0	0	0.0	0.0	164	1-3
08/31/2019	vs Northwestern	3	0	0	0	0.000	0	0	0.000	0	0	7	1,000	1	15	933	2	0	0	0	0.0	0.0	070	0-3
09/06/2019	vs Elon	*4	0	1	0	0.000	1	3	333	1	1	18	944	1	29	966	13	0	0	0	0.0	1.0	214	3-1
09/07/2019	vs Davidson	*4	0	0	0	0.000	0	6	0.000	0	2	17	882	1	21	962	13	0	0	0	0.0	0.0	179	3-1
09/07/2019	at Liberty	*4	0	0	0	0.000	1	6	167	0	0	21	1,000	1	21	952	13	0	0	0	0.0	0.0	159	1-3
09/10/2019	at VCU	4	0	0	0	0.000	1	5	200	1	1	12	937	1	26	962	9	0	0	0	0.0	1.0	220	1-3
09/13/2019	vs USC Irvine	*5	0	0	1	0.000	1	4	250	1	0	20	1,000	2	25	920	7	0	0	0	0.0	1.0	253	3-2
09/13/2019	vs Loyola Chicago	*4	0	1	0	0.000	0	2	0.000	2	1	24	958	3	30	900	11	0	0	0	0.0	2.0	333	3-1
09/14/2019	at Air Force	*4	0	0	0	0.000	1	2	500	1	0	13	1,000	1	27	963	6	0	0	0	0.0	1.0	202	3-1
09/20/2019	Chattanooga	5	0	0	0	0.000	0	2	0.000	0	0	22	1,000	1	32	969	10	0	0	0	0.0	0.0	190	3-2
09/20/2019	Arkansas St.	4	0	0	0	0.000	1	3	333	0	1	16	938	0	27	1,000	15	0	0	0	0.0	0.0	130	1-3
09/27/2019	at Virginia	*4	0	0	0	0.000	2	6	333	0	1	17	941	1	24	958	13	0	0	0	0.0	0.0	204	1-3
09/29/2019	at Pittsburgh	3	0	0	1	0.000	1	9	111	0	1	10	900	2	30	933	12	0	0	0	0.0	0.0	263	0-3
10/04/2019	at NC State	5	1	0	1	1,000	1	2	500	0	1	14	929	0	37	1,000	22	0	0	0	0.0	1.0	153	2-3
10/06/2019	at North Carolina	*4	0	1	0	0.000	0	2	0.000	1	1	14	929	1	26	962	8	0	0	0	0.0	0.0	136	1-3
10/11/2019	Clemson	4	0	0	0	0.000	0	0	0.000	1	1	14	929	2	27	926	5	0	0	0	0.0	1.0	120	1-3
10/13/2019	Georgia Tech	3	0	0	0	0.000	0	0	0.000	0	0	8	1,000	0	23	1,000	2	0	0	0	0.0	0.0	113	0-3
10/18/2019	Notre Dame	4	0	0	0	0.000	1	2	500	0	1	13	923	0	25	1,000	6	0	0	0	0.0	0.0	161	1-3
10/20/2019	Louisville	4	0	0	1	0.000	1	2	500	2	0	20	1,000	1	26	962	7	0	0	0	0.0	2.0	235	3-1
10/25/2019	at Duke	4	0	0	0	0.000	1	2	500	1	1	12	917	2	22	909	12	0	0	0	0.0	1.0	130	1-3
10/27/2019	at Wake Forest	*5	1	0	1	1,000	0	6	0.000	1	2	20	900	5	18	723	7	0	0	0	0.0	2.0	331	3-2
Totals		75	1	0	5	200	13	49	265	10	14	280	950	18	465	961	171	0	0	0	0.0	0	11.0	

Player Averages						
Sets Played	Kills per nset	Assists per set	Service aces per set	Digs per set	Blocks per set	Points per set
75	0.01	0.17	0.13	2.28	0.00	0.15



SARAH JANE LYNCH

Sophomore | 6-2
S | Roswell, Ga.

High School/Club Team
Mount Pisgah Christian | A5

Major: Computer Science

11



ESTER TALAMAZZI (Tal-uh-MAHT-zee)

Senior | 6-0
OH | Campo Ligure, Genoa, Italy

High School/Club Team
Liceo Scientifico A. Antonelli | Volleyro'

Major: Marketing

14

2018-19 ACC Academic Honor Roll

AT THE NET

- Has played in 11 matches.
- Came in versus Duke (10/25) and filled in nicely, dishing out an ACC-high 15 assists to go along with a career-high 4 digs.
- Recorded her first-ever kill against Charlotte (9/21).
- Posted five assists and three digs versus Miami (Ohio) (8/30).
- Racked up a career-high 21 assists and three digs versus USC Upstate (8/30) in the season opener.
- Played in 19 matches in 2018.
- Achieved a career-high two aces against Georgia Tech (10/5).
- Recorded her first career dig, an impressive pancake, against Virginia (9/23).
- Played in her first collegiate match against UTSA (9/16).
- Three-year letterwinner coached by Leah Longoria at Mount Pisgah Christian.
- Named to the Class of 2018 Senior Aces Top 150.
- First team GHSA All-State in 2016.
- Guided A5 to the 2016 USA Volleyball National Championship crown in 16-U Open Division.

SEASON HIGHS

Kills..... 1 vs. Charlotte (9/21/19)
Hitting percentage..... 1.000 vs. Charlotte (9/21/19)
Assists 21 vs. USC Upstate (8/30/19)
Aces 1, 3x, last vs. Clemson (10/11/19)
Digs..... 3, 2x, last at Miami (Ohio) (8/30/19)
Blocks..... 1 vs. Davidson (9/7/19)

CAREER HIGHS

Kills..... 1 vs. Charlotte (9/21/19)
Hitting percentage..... 1.000 vs. Charlotte (9/21/19)
Assists 21 vs. USC Upstate (8/30/19)
Aces 2 at Georgia Tech (10/5/18)
Digs..... 3, 3x, last at Miami (Ohio) (8/30/19)
Blocks..... 1 vs. Davidson (9/7/19)

MATCH-BY-MATCH STATS

Date	Opponent	Attack			Set			Serve			Recept			Blocking			Team								
		SP	K	E	TA	A	TA	PCT	SA	SE	TA	PCT	RE	TA	PCT	DIG	BS	BA	BETOTAL	BHE	POINTS	HIT%	SCORE		
08/30/2019	vs USC Upstate	2	0	0	4	.000	21	47	.447	0	0	4	1.000	0	0	.000	3	0	0	0	0	0	0.0	.234	3-1
08/30/2019	at Miami (OH)	*1	0	0	1	.000	5	23	.217	0	0	2	1.000	0	0	.000	3	0	0	0	0	0	0.0	.164	1-3
09/07/2019	vs Davidson	1	1	0	2	.500	5	16	.313	0	1	4	.750	0	0	.000	2	0	1	0	0	1.5	.179	3-1	
09/20/2019	Charlanooga	1	0	0	.000	0	0	.000	1	0	1	1.000	0	0	.000	0	0	0	0	0	0	0	0.0	1.00	3-2
09/23/2019	Charlotte	1	1	0	1	1.000	1	5	.200	0	0	3	1.000	0	0	.000	0	0	0	0	0	0	0.0	1.00	0-3
09/27/2019	at Virginia	2	0	0	.000	0	0	.000	1	0	3	1.000	0	0	.000	0	0	0	0	0	0	0	0.0	1.00	1-3
10/04/2019	at NC State	3	0	0	.000	0	0	.000	0	0	6	1.000	0	0	.000	0	0	0	0	0	0	0	0.0	.153	2-3
10/06/2019	at North Carolina	3	0	0	.000	0	0	.000	0	0	4	1.000	0	0	.000	0	0	0	0	0	0	0	0.0	.346	1-3
10/11/2019	Clemson	*4	0	0	.000	0	1	.000	1	1	13	.923	0	0	.000	1	0	0	0	0	0	1.0	.120	1-3	
10/13/2019	Georgia Tech	1	0	0	.000	0	0	.000	0	0	1	1.000	0	0	.000	0	0	0	0	0	0	0.0	.113	0-3	
10/25/2019	at Duke	2	0	0	1	1.000	15	41	.366	0	0	8	1.000	0	0	.000	4	0	1	0	1	0	0.5	.130	1-3
Totals		18	2	0	9	.222	47	133	.353	3	2	45	.956	0	0	.000	13	0	2	0	1	0	6.0		

Player Averages						
Sets Played	Kills per set	Assists per set	Service aces per set	Digs per set	Blocks per set	Points per set
18	0.11	2.61	0.17	0.72	0.06	0.33

**Two-time ACC Academic Honor Roll
2017-18 All-ACC Academic Volleyball Team
ACC Freshman of the Week (9/4/17)**

AT THE NET

- Has played in 14 matches.
- Posted six digs versus NC State (10/4)
- Tallied five kills and two digs against UVA (9/27).
- Finished with 11 digs and tied a season-high two aces against Charlotte (9/21).
- Scooped up a season-high 12 digs against Elon (9/6).
- Posted four kills, two service aces and three digs against USC Upstate (8/30) in the season opener.
- Played in all 30 matches, drawing 28 starts in 2018.
- Set a career-high eight aces, tied for the second-most in school history, with five kills versus William & Mary (8/31).
- Scooped up a career-high 22 digs and put down nine kills in a near double-double effort in Tech's clash with Charlotte (8/25).
- Tied with Annie Spicer for 8th all-time (290) in freshman kills.

SEASON HIGHS

Kills..... 5, 2x, last at UVA (9/27/19)
Hitting percentage..... 308 at Liberty (9/7/19)
Assists 3, 2x, last vs. Davidson (9/7/19)
Aces 2, 3x, last vs. Charlotte (9/21/19)
Digs..... 12 vs. Elon (9/6/19)
Blocks..... 1 at Air Force (9/14/19)

CAREER HIGHS

Kills..... 17 vs. Notre Dame (10/8/17)
Hitting percentage..... 462 vs. South Dakota State (8/25/17)
Assists 3, 3x, last vs. Davidson (9/7/19)
Aces 8 vs. William & Mary (8/31/18)
Digs..... 22 at Charlotte (8/25/18)
Blocks..... 5 at Boston College (11/16/18)

MATCH-BY-MATCH STATS

Date	Opponent	Attack			Set			Serve			Recept			Blocking			Team							
		SP	K	E	TA	A	TA	PCT	SA	SE	TA	PCT	RE	TA	PCT	DIG	BS	BA	BETOTAL	BHE	POINTS	HIT%	SCORE	
08/30/2019	vs USC Upstate	2	4	3	9	.111	0	0	.000	2	0	8	1.000	1	4	.750	3	0	0	0	0	6.0	.234	3-1
08/30/2019	at Miami (OH)	1	2	2	6	.000	0	1	.000	0	1	4	.750	0	2	1.000	1	0	0	0	0	2.0	.164	1-3
09/06/2019	vs Elon	4	0	0	5	.000	3	7	.429	0	2	13	.846	0	0	.000	12	0	0	0	0	0.0	.214	3-1
09/07/2019	vs Davidson	4	1	3	9	.222	3	3	1.000	2	2	16	.875	0	0	.000	8	0	0	0	0	3.0	.179	3-1
09/07/2019	at Liberty	*4	4	0	14	.286	0	6	.000	0	2	12	.833	0	3	1.000	9	0	0	0	0	4.0	.159	1-3
09/10/2019	at VCU	2	0	0	0	.000	0	0	.000	0	2	9	.778	0	0	.000	5	0	0	0	0	0.0	.220	1-3
09/13/2019	vs Loyola Chicago	1	0	0	0	.000	0	0	.000	0	0	0	.000	0	0	.000	0	0	0	0	0	0.0	.333	3-1
09/14/2019	at Air Force	1	2	1	7	.143	1	2	.500	0	0	3	1.000	0	3	1.000	2	0	1	0	1.0	2.5	.202	3-1
09/20/2019	Charlanooga	2	5	7	18	.111	0	0	.000	2	3	333	0	0	.000	4	0	0	0	0	0	5.0	.190	3-2
09/23/2019	Charlotte	*3	0	0	1	.000	0	1	.000	2	1	12	.917	0	11	1.000	11	0	0	0	0	2.0	.174	0-3
09/27/2019	at Virginia	2	5	3	15	.133	0	1	.000	0	0	0	.000	0	2	1.000	2	0	1	0	1.0	5.5	.204	1-3
10/04/2019	at NC State	4	0	2	4	.500	3	5	.600	0	2	15	.867	0	5	1.000	6	0	0	0	0	0.0	.153	2-3
10/06/2019	at North Carolina	1	0	2	2	.000	0	0	.000	0	0	0	.000	0	0	.000	0	0	0	0	0	0.0	.346	1-3
10/11/2019	Clemson	1	0	1	1	1.000	0	0	.000	0	0	0	.000	0	0	.000	0	0	0	0	0	0.0	.120	1-3
Totals		32	23	24	91	.011	10	26	.385	6	14	93	.849	1	30	.967	63	0	2	0	1	0	30.0	

Player Averages						
Sets Played	Kills per set	Assists per set	Service aces per set	Digs per set	Blocks per set	Points per set
32	0.72	0.31	0.19	1.97	0.03	0.94



JENNIFER WILLIAMS

Redshirt Freshman | 6-1
OH | Staunton, Va.

High School/Club Team
Robert E. Lee | Richmond

Major: Marketing

16



RACHEL TAM

Freshman | 5-4
L/DS | Basking Ridge, N.J.

High School/Club Team
Ridge | Atlantic Valley & Central Jersey

Major: Business

17

2018-19 ACC Academic Honor Roll

AT THE NET

- Has played in four matches.
- Tallied a kill at Wake Forest (10/27) last weekend.
- Posted her first career kill in Tech's upset win over then-No. 23 Louisville (10/20)/
- Redshirted in 2018.
- Four-year letterwinner.
- Coached by mom, Jan Williams, at Robert E. Lee.
- First-team All-State.
- Led Robert E. Lee to the VHSL state championship.
- Regional Player of the Year.
- First-team All-Region.
- First-team All-Conference.
- First-team All-District.
- All-City/County Player of the Year.
- Conference Player of the Year.
- Racked up more than 1,000 kills in prep career.
- Finished third all-time in VHSL record book for most career blocks.
- Captain.
- Also played tennis.
- Four-year letterwinner and captain.

SEASON/CAREER HIGHS

Kills 2 vs. No. 23 Louisville (10/20)
Hitting percentage 1.000 vs. No. 23 Louisville (10/20)
Assists
Aces
Digs
Blocks

MATCH-BY-MATCH STATS

Date	Opponent	Attack			Set		Serve			Recept			Blocking			Team									
		SP	K	E	A	PCT	A	T	SA	SE	TA	PCT	RE	TA	PCT	DIG	BS	BA	BE	TOTAL	BHE	POINTS	HIT%	SCORE	
10/18/2019	Notre Dame	1	0	0	2	.000	0	2	.000	0	0	0	0	0	0	0	0	0	0	0	0	0	0.0	.161	1-3
10/20/2019	Louisville	3	2	0	2	1.000	0	0	.000	0	0	0	0	0	0	0	0	0	0	0	0	0	2.0	.235	3-1
10/25/2019	at Duke	2	0	1	2	.500	0	0	.000	0	0	0	0	0	0	0	0	0	0	0	0	0	0.0	.130	1-3
10/27/2019	at Wake Forest	1	1	1	2	.500	0	1	.000	0	0	0	0	0	0	0	0	0	0	0	0	0	1.0	.331	3-2
Totals		7	3	2	8	.125	0	3	.000	0	0	0	0	0	0	0	0	0	0	0	0	0	3.0		

Player Averages

Sets Played	Kills per nset	Assists per set	Service aces per set	Digs per set	Blocks per set	Points per set
7	0.43	0.00	0.00	0.00	0.00	0.43

AT THE NET

- Has played in 10 matches.
- Tallied two digs against UVA (9/27).
- Posted a career-high two digs versus UC Irvine (9/13).
- Collected her first career dig at Liberty (9/7).
- First match at the college level came vs. Northwestern (8/31).
- Four-year letterwinner.
- Courier News 2017 New Jersey Player of the Year.
- NJ Star Ledger 2017 first-team all-state.
- Two-time NJ Skyland first-team all-conference.
- Led Ridge to a state championship in 2017 with a 26-0 record.
- Became the first player in school history to rack up more than 1,000 digs, finishing with 1,171.
- In the classroom, was the president of the National Honor Society.
- Student Council VP.
- Project Adventure Peer Leader and Board Member.
- Habitat for Humanity Class Representative.
- Honor Roll.
- Also considered Georgetown and Wake Forest.
- Her mother, Juanita, played college volleyball at Amherst College.
- Her brother, Jonathan, played baseball at Villanova and made the All-BIG EAST Academic Team and led the league with the best ERA.
- Her sister, Kelsey, played volleyball for Wesleyan University and was named to the All-NESCAC Academic Team.

SEASON/CAREER HIGHS

Kills.....
Hitting percentage.....
Assists 1 vs. UC Irvine (9/13/19)
Aces
Digs..... 2, 2x, last at UVA (9/27/19)
Blocks

MATCH-BY-MATCH STATS

Date	Opponent	Attack			Set		Serve			Recept			Blocking			Team									
		SP	K	E	A	PCT	A	T	SA	SE	TA	PCT	RE	TA	PCT	DIG	BS	BA	BE	TOTAL	BHE	POINTS	HIT%	SCORE	
08/31/2019	vs Northwestern	3	0	0	0	.000	0	1	4	.750	0	0	0	0	0	0	0	0	0	0	0	0	0.0	.070	0-3
09/06/2019	vs Elon	4	0	0	0	.000	0	0	7	1.000	0	0	0	0	0	0	0	0	0	0	0	0	0.0	.214	3-1
09/07/2019	vs Davidson	4	0	0	0	.000	0	0	1	8	.875	0	0	0	0	0	0	0	0	0	0	0	0.0	.179	3-1
09/07/2019	at Liberty	2	0	0	0	.000	0	0	1	2	.500	0	0	0	0	0	0	0	0	0	0	0	0.0	.159	1-3
09/10/2019	at VCU	1	0	0	0	.000	0	0	1	1.000	0	0	0	0	0	0	0	0	0	0	0	0	0.0	.220	1-3
09/13/2019	vs UC Irvine	4	0	0	0	.000	1	1	1.000	0	1	7	.857	0	0	0	0	0	0	0	0	0	0.0	.253	3-2
09/14/2019	at Air Force	3	0	0	0	.000	0	0	0	2	4	.500	0	0	0	0	0	0	0	0	0	0	0.0	.202	3-1
09/27/2019	at Virginia	2	0	0	0	.000	0	0	1	2	.500	0	2	1.000	2	0	0	0	0	0	0	0	0.0	.204	1-3
09/29/2019	at Pittsburgh	1	0	0	0	.000	0	1	1.000	0	0	0	0	0	0	0	0	0	0	0	0	0	0.0	.263	0-3
10/04/2019	at NC State	1	0	0	0	.000	0	0	0	0	0	0	0	0	0	0	0	0	0	0	0	0	0.0	.153	2-3
Totals		25	0	0	0	.000	1	2	.500	0	7	.35	.800	1	4	.750	8	0	0	0	0	0	0.0		

Player Averages

Sets Played	Kills per nset	Assists per set	Service aces per set	Digs per set	Blocks per set	Points per set
25	0.00	0.04	0.00	0.32	0.00	0.00





MARISA CERCHIO (Sir-ko)

Junior | 6-3
MB/RS | Cincinnati, Ohio

High School/Club Team
Turpin | NKYVC

Major: Marketing

19

Liberty Invitational All-Tournament Team
Two-time ACC Academic Honor Roll
2018-19 All-ACC Academic Volleyball Team

AT THE NET

- Has played in all 23 matches.
Tallied 14 kills and five blocks at Wake Forest (10/27).
Tied her season high with 15 kills against UVA (9/27).
Earned double-digit kills in seven straight matches from Sept. 6-14, averaging 3.17 kills per set during that stretch.
Racked up a season-high 15 kills at VCU (9/10).
Went off at the Liberty Invitational (9/6-7), recording at least 13 kills all three matches - named top attacker of the tourney.
Played and started in 30 matches in 2018.
Hit a season-best .831, the third-best mark in school history, with 13 kills and four blocks against William & Mary (8/31).

SEASON HIGHS

Kills.....15, 2x, last at UVA (9/27/19)
Hitting percentage......455 vs. USC Upstate (8/30/19)
Assists..... 1, 3x, last at No. 4 Pitt (9/27/19)
Aces..... 1 vs. Georgia Tech (10/13/19)
Digs..... 4 vs. Wake Forest (10/27/19)
Blocks.....5 vs. Elon (9/6/19)

CAREER HIGHS

Kills.....15, 3x, last at UVA (9/27/19)
Hitting percentage..... 1.00 vs. Wake Forest (10/20/17)
Assists.....1, 3x, last vs. UC Irvine (9/13/19)
Aces..... 3 vs. Presbyterian (8/25/18)
Digs.....6 vs. Notre Dame (10/8/17)
Blocks..... 11 vs. Clemson (11/21/18)

MATCH-BY-MATCH STATS

Table with columns: Date, Opponent, SP, K, E, TA, PCT, A, TA, PCT, SA, SE, TA, PCT, RE, TA, PCT, DIG, BS, BA, BE, TOTAL, BHE, POINTS, HIT%, SCORE. Includes a 'Totals' row at the bottom.

Player Averages table with columns: Sets Played, Kills per set, Assists per set, Service aces per set, Digs per set, Blocks per set, Points per set. Values are shown in a grid format.



ABBY MCKINZIE

Senior | 5-9
L/DS | East Leroy, Mich.

High School/Club Team
St. Philip Catholic Central | Dead Frog

Major: Communications

20

Three-time ACC Academic Honor Roll
ACC and VT SAAC President

AT THE NET

- Has played in 18 matches.
Recorded a season-high nine digs at Wake Forest (10/27).
Had 20 digs at the Hokie Invitational (9/20-21).
Got her first assist of the season versus Chattanooga (9/20).
Recorded four digs against Loyola Chicago (9/13).
Scooped up a season-high eight digs and got her first ace of the season versus UC Irvine (9/13).
Played in 21 matches in 2018.
Tied a career-high two assists versus Syracuse (11/18).
Tallied a season-high eight digs against Virginia (11/9).
Had two digs vs. Syracuse (11/2) and one dig vs. BC (11/4).
Finished with her second-highest dig total of the season with three against then-No. 22 Louisville (10/12).

SEASON HIGHS

Kills.....
Hitting percentage.....
Assists..... 2 at UVA (9/27/19)
Aces.....2 vs. Wake Forest (10/27/19)
Digs.....9 vs. Wake Forest (10/27/19)
Blocks.....

CAREER HIGHS

Kills..... 1 vs. Temple (9/2/16)
Hitting percentage.....1.00 at Temple (9/2/16)
Assists.....2, 4x, last at Syracuse (11/18/18)
Aces..... 4 vs. Robert Morris (9/1/18)
Digs..... 11, 2x, last vs. Idaho State (8/25/17)
Blocks.....

MATCH-BY-MATCH STATS

Table with columns: Date, Opponent, SP, K, E, TA, PCT, A, TA, PCT, SA, SE, TA, PCT, RE, TA, PCT, DIG, BS, BA, BE, TOTAL, BHE, POINTS, HIT%, SCORE. Includes a 'Totals' row at the bottom.

Player Averages table with columns: Sets Played, Kills per set, Assists per set, Service aces per set, Digs per set, Blocks per set, Points per set. Values are shown in a grid format.

NCAA STATS

Statistic	National Rank	Conference Rank	Value	National Leader	Value	Conference Leader	Value
Aces Per Set (332 ranked)	316	15	1.00	Coastal Carolina	2.14	Boston College	1.57
Assists Per Set (332 ranked)	234	14	10.99	Marquette	14.19	Pittsburgh	13.61
Blocks Per Set (332 ranked)	295	15	1.58	VCU	3.38	Florida St.	3.00
Digs Per Set (332 ranked)	162	3	14.59	Wright St.	20.16	Notre Dame	15.86
Hitting Percentage (332 ranked)	235	15	0.183	Texas	0.331	Georgia Tech	0.271
Kills Per Set (332 ranked)	256	15	11.72	Cincinnati	15.00	Pittsburgh	14.72
Match W-L Pctg. (331 ranked)	231	12	0.391	Western Ky.	0.958	Pittsburgh	0.955
Opp Hitting Percentage (332 ranked)	268	12	0.227	Colorado St.	0.102	Pittsburgh	0.139
Team Assists (332 ranked)	87	3	1,011	UNI	1,232	Boston College	1,096
Team Attacks Per Set (332 ranked)	136	3	35.11	Bradley	40.54	Notre Dame	37.34
Team Digs (332 ranked)	72	1	1,342	Southern Ill.	1,768	Virginia Tech	1,342
Team Kills (332 ranked)	99	4	1,078	Prairie View	1,340	Boston College	1,166
Team Service Aces (332 ranked)	252	10	92	UMES	218	Boston College	138
Team Total Attacks (332 ranked)	42	1	3,230	Prairie View	4,071	Virginia Tech	3,230
Team Total Blocks (332 ranked)	236	12	145.5	VCU	267.0	North Carolina	211.0

Statistic	Player	National Rank	Conference Rank	Value	National Leader	Value	Conference Leader	Value
Aces Per Set (149 ranked)					Sophia Cerino, Western Ky.	0.72	Jelena Novakovic, Virginia	0.49
Assists Per Set (150 ranked)	Talyn Jackson	121	7	9.18	Armania Heckenmueller, Cincinnati	11.77	Matti McKissock, Georgia Tech	11.30
Attacks Per Set (150 ranked)					Sarah Davis, Sacramento St.	13.60	Charley Niego, Notre Dame	11.41
Blocks Per Set (300 ranked)					Jasmin Sneed, VCU	1.73	Taryn Knuth, Florida St.	1.63
Digs Per Set (149 ranked)	Logan Mosley	79	1	4.51	Yumi Garcia, Charlotte	6.60	Logan Mosley, Virginia Tech	4.51
Hitting Percentage (150 ranked)					Lauren Matthews, Western Ky.	0.459	Kodie Comby, Georgia Tech	0.454
Kills Per Set (150 ranked)					Jordan Thompson, Cincinnati	6.24	Polina Shemanova, Syracuse	4.85
Kills SG Highs (0 ranked)								
Points (150 ranked)					Jordan Thompson, Cincinnati	540.0	Polina Shemanova, Syracuse	344.0
Points Per Set (150 ranked)					Jordan Thompson, Cincinnati	6.92	Polina Shemanova, Syracuse	5.55
Service Aces (135 ranked)					Sophia Cerino, Western Ky.	57	Jelena Novakovic, Virginia	39
Total Assists (150 ranked)	Talyn Jackson	42	2	826	Rachel Koop, UNI	1,043	Zoe Nunez, Notre Dame	829
Total Attacks (150 ranked)	Cera Powell	149	3	753	Sarah Davis, Sacramento St.	1,292	Charley Niego, Notre Dame	901
Total Blocks (200 ranked)					Taylor Odom, Santa Clara	139	Taryn Knuth, Florida St.	106
Total Digs (299 ranked)	Logan Mosley	37	1	410	Yumi Garcia, Charlotte	587	Logan Mosley, Virginia Tech	410
Total Kills (150 ranked)					Jordan Thompson, Cincinnati	487	Polina Shemanova, Syracuse	301
Triple Doubles (12 ranked)					Rachel Maguire, Southern Ill.	9		



LAST FOUR BOX SCORES

Site: **10/18/2019** Attendance: 921 Time: 6:01 pm
 Date: **10/18/2019** Attendance: 921 Time: 6:01 pm
 Officials:

Set Scores	1	2	3	4
Notre Dame (3)	19	23	25	27
Virginia Tech (1)	25	11	22	25

Notre Dame (14-4,6-2 ACC)

#	Player	SP	Attack				Set			Serve			Block			Defense			Rec	PTS
			K	E	TA	PCT	A	E	SA	SE	BS	BA	BE	DIG	BHE	RE	BHE			
20	Cruzado, Madison	4	0	0	0	.000	7	0	0	2	0	0	0	0	16	0	1	0	0	0
5	Niego, Charley	4	7	4	43	.070	3	0	0	1	0	1	0	15	0	1	7.5	0	0	
6	Wenzel, Lauren	4	2	1	12	.083	2	0	2	2	0	2	1	2	0	0	5	0	0	
2	Nunez, Zoe	4	4	0	9	.444	40	0	1	1	0	1	0	12	3	0	5.5	0	0	
17	Baer, Kristin	4	7	4	17	.176	0	0	0	0	0	1	0	0	0	0	7.5	0	0	
11	McKnight, Paige	4	0	0	0	.000	1	0	1	2	0	0	0	3	0	0	1	0	0	
9	Schmidt, Klara	4	0	0	0	.000	0	0	0	1	0	0	0	9	0	0	0	0	0	
16	Heath, Caroline	4	26	4	52	.423	0	0	0	0	0	0	0	12	0	0	26	0	0	
TM TEAM		4	0	0	0	.000	0	0	0	0	0	0	0	0	0	0	2	0	0	
7	Olsen, Monroe	3	9	3	18	.333	1	0	0	0	0	0	0	2	0	0	9	0	0	
14	Thompson, Hannah	1	1	0	3	.333	0	0	0	0	0	0	0	0	0	0	1.5	0	0	
Totals		40	56	16	194	.260	54	0	4	9	0	6	1	71	3	4	63.0	0	0	

Set	K	E	TA	%
1	12	5	38	0.194
2	13	1	28	0.429
3	17	3	47	0.298
4	14	7	41	0.171
56	16	154	.260	

Virginia Tech (7-13,3-4 ACC)

#	Player	SP	Attack				Set			Serve			Block			Defense			Rec	PTS
			K	E	TA	PCT	A	E	SA	SE	BS	BA	BE	DIG	BHE	RE	BHE			
20	McKinzie, Abby	4	0	0	2	.000	1	0	0	3	0	0	0	8	0	0	0	0	0	
19	Cerchio, Marisa	4	9	4	31	.161	0	0	0	0	1	1	0	0	0	0	9.5	0	0	
10	Thomas, Kylie	4	0	0	0	.000	1	0	0	1	0	0	0	6	0	0	0	0	0	
22	Young, Kai	4	8	4	19	.211	0	0	0	0	0	0	0	1	0	0	8	0	0	
23	Jackson, Talyn	4	3	2	11	.091	44	1	0	0	1	0	0	15	1	0	4.5	0	0	
2	Zier, Anabel	4	3	3	13	.200	0	0	0	0	2	0	0	1	0	0	4	0	0	
3	Powell, Cera	4	11	4	35	.200	0	0	2	0	0	0	0	2	0	0	11	0	0	
4	Mosley, Logan	4	0	0	0	.000	3	1	2	0	0	0	0	19	0	0	2	0	0	
TM TEAM		4	0	0	0	.000	0	0	0	0	0	0	0	0	0	0	1	0	0	
1	Smith, Kaitly	3	12	4	29	.276	0	0	1	2	0	0	0	16	0	1	13	0	0	
7	Wynne, Tessa	2	5	3	16	.125	0	0	0	0	0	0	1	5	0	2	5	0	0	
6	Robinson, Angel	1	0	0	3	-.333	0	0	0	0	0	0	0	0	0	0	0	0	0	
16	Williams, Jennifer	1	0	0	2	.000	0	0	0	0	0	0	0	0	0	0	0	0	0	
Totals		43	51	25	161	.161	49	2	4	8	0	4	3	72	1	4	57.0	0	0	

Set	K	E	TA	%	1	2	3	4	Total
1	16	4	36	0.333					11
2	6	8	30	-0.067					11
3	15	5	48	0.208					18
4	14	8	47	0.128					18
51	25	161	.161						

Tie scores: 1 1 1 1 11 18
 Lead changes: 6 0 1 11 18

Site: **10/20/2019** Attendance: 547 Time: 1:01 pm
 Date: **10/20/2019** Attendance: 547 Time: 1:01 pm
 Officials:

Set Scores	1	2	3	4
Louisville (1)	25	22	21	17
Virginia Tech (3)	19	25	25	25

Louisville (14-4,6-2 ACC)

#	Player	SP	Attack				Set			Serve			Block			Defense			Rec	PTS
			K	E	TA	PCT	A	E	SA	SE	BS	BA	BE	DIG	BHE	RE	BHE			
11	Stevenson, Anna	4	9	6	22	.136	0	0	0	0	0	0	0	1	1	0	0	0	0	
8	Hamilton, Alexis	4	0	0	1	.000	3	0	0	1	0	0	0	24	0	0	3	0	0	
16	Yuhl, Akela	4	0	0	0	.000	0	0	0	0	0	0	0	0	0	0	0	0	0	
17	Stander, Mia	4	0	0	0	.000	0	0	0	0	0	0	0	0	0	0	5	0	0	
9	Chaussee, Claire	4	11	6	28	.179	1	0	0	0	0	0	0	13	0	0	2	11	0	
15	Jones, Aiko	4	19	8	46	.239	0	0	0	1	1	0	1	3	0	0	20	0	0	
25	Tilman, Amaya	4	6	7	21	-.048	1	0	0	1	0	2	0	4	0	0	7	0	0	
4	Hendricks, Alexa	4	0	0	0	.000	2	0	1	1	0	0	0	7	0	0	1	0	0	
TM TEAM		4	0	0	0	.000	0	0	0	0	0	0	0	0	0	0	0	0	0	
12	Differ, Tori	3	3	2	5	.200	36	2	1	2	0	2	1	6	1	0	5	0	0	
13	Stivins, Amber	2	10	2	15	.333	0	0	0	0	0	0	0	1	0	0	10	0	0	
19	Shields, Shannon	2	1	2	5	-.200	15	1	0	0	0	1	1	3	0	0	1.5	0	0	
3	Mbonu, Nena	2	2	1	6	.167	0	0	0	0	0	0	0	0	0	0	0	0	0	
7	Scott, Emily	1	0	0	0	.000	0	0	0	0	0	0	0	0	0	0	0	0	0	
Totals		46	61	34	149	.181	58	3	2	6	2	6	3	67	1	5	68.0	0	0	

Set	K	E	TA	%
1	18	6	30	0.4
2	15	8	42	0.167
3	16	11	42	0.119
4	12	9	35	0.086
61	34	149	.181	

Virginia Tech (8-13,4-4 ACC)

#	Player	SP	Attack				Set			Serve			Block			Defense			Rec	PTS
			K	E	TA	PCT	A	E	SA	SE	BS	BA	BE	DIG	BHE	RE	BHE			
20	McKinzie, Abby	4	0	0	0	.000	0	0	1	0	0	0	0	5	0	0	1	0	0	
19	Cerchio, Marisa	4	11	5	29	.207	0	0	0	0	1	0	1	0	0	0	11.5	0	0	
1	Smith, Kaitly	4	12	3	32	.281	2	0	0	1	2	1	0	9	0	1	14.5	0	0	
10	Thomas, Kylie	4	0	0	1	.000	1	0	2	0	0	0	0	7	0	1	2	0	0	
22	Young, Kai	4	5	3	14	.143	0	0	0	0	0	2	1	2	0	0	6	0	0	
23	Jackson, Talyn	4	1	0	9	.111	37	1	0	0	0	0	0	6	1	0	1	0	0	
2	Zier, Anabel	4	2	1	10	.100	0	0	0	0	1	2	0	0	0	0	4	0	0	
3	Powell, Cera	4	12	2	35	.286	1	0	0	4	0	0	0	2	0	0	12	0	0	
4	Mosley, Logan	4	0	0	0	.000	2	2	1	0	0	0	0	17	0	0	2	0	0	
TM TEAM		4	0	0	0	.000	0	0	0	0	0	0	0	0	0	0	0	0	0	
16	Williams, Jennifer	3	2	0	2	1.000	0	0	0	0	0	0	0	0	0	0	0	0	0	
Totals		43	45	14	132	.235	43	1	5	6	3	6	1	49	1	2	56.0	0	0	

Set	K	E	TA	%	1	2	3	4	Total
1	8	4	24	0.167					18
2	13	4	40	0.225					18
3	13	3	34	0.294					18
4	11	3	34	0.235					18
45	14	132	.235						

Tie scores: 4 8 2 4 18
 Lead changes:

COMBINED SEASON STATS

##	Player	SP	Attack					Set		Serve			RE	Dig		Blocking					PTS	
			K	K/S	E	TA	PCT	A	A/S	SA	SE	SA/S		DIG	DIG/S	BS	BA	TOT/S	BLK/S	BE		BHE
1	Smith, Kaity	53	119	2.25	56	381	.165	10	0.19	6	15	0.11	25	123	2.32	2	7	9	0.17	0	1	130.5
2	Zier, Anabel	80	112	1.40	44	299	.227	2	0.03	7	23	0.09	0	21	0.26	13	49	62	0.78	6	1	156.5
3	Powell, Cera	79	187	2.37	88	635	.156	4	0.05	3	9	0.04	2	42	0.53	3	23	26	0.33	1	1	204.5
4	Mosley, Logan	79	3	0.04	2	15	.067	59	0.75	17	7	0.22	19	359	4.54	0	0	0	0.00	0	1	20.0
5	Raffety, Carol	30	1	0.03	0	2	.500	7	0.23	4	9	0.13	4	31	1.03	0	0	0	0.00	0	0	5.0
6	Robinson, Angel	13	15	1.15	8	49	.143	1	0.08	0	0	0.00	0	0	0.00	1	5	6	0.46	0	0	18.5
7	Wyner, Tessa	51	140	2.75	62	406	.192	1	0.02	6	13	0.12	11	80	1.57	0	16	16	0.31	8	0	154.0
10	Thomas, Kylie	75	1	0.01	0	5	.200	13	0.17	10	14	0.13	18	171	2.28	0	0	0	0.00	0	0	11.0
11	Lynch, Sarah Jane	18	2	0.11	0	9	.222	47	2.61	3	2	0.17	0	13	0.72	0	2	2	0.11	0	2	6.0
14	Talamazzi, Ester	32	23	0.72	24	91	-.011	10	0.31	6	14	0.19	1	63	1.97	0	2	2	0.06	0	0	30.0
16	Williams, Jennifer	7	3	0.43	2	8	.125	0	0.00	0	0	0.00	0	0	0.00	0	0	0	0.00	0	0	3.0
17	Tam, Rachel	25	0	0.00	0	0	.000	1	0.04	0	7	0.00	1	8	0.32	0	0	0	0.00	0	0	0.0
19	Cerchio, Marisa	78	217	2.78	90	564	.225	2	0.03	1	0	0.01	0	19	0.24	0	39	39	0.50	4	0	237.5
20	McKinzie, Abby	50	0	0.00	0	3	.000	5	0.10	5	10	0.10	5	60	1.20	0	0	0	0.00	0	0	5.0
22	Young, Kai	63	67	1.06	37	196	.153	0	0.00	0	0	0.00	0	10	0.16	1	44	45	0.71	12	0	90.0
23	Jackson, Talyn	78	54	0.69	18	151	.238	723	9.27	12	13	0.15	0	174	2.23	2	22	24	0.31	3	15	79.0
VIRGINIA TECH		92	1078	11.72	487	3230	.183	1011	10.99	92	156	1.00	117	1342	14.59	28	235	145.5	1.58	43	28	1,150.5
Opponents		92	1244	13.52	499	3283	.227	1161	12.62	118	195	1.28	92	1421	15.45	32	273	168.5	1.83	30	41	1,365.5

Team statistics

ATTACK		
Kills	1078	1244
Errors	487	499
Total Attacks	3230	3283
Attack Pct	.183	.227
Kills/Set	11.7	13.5
SET		
Assists	1011	1161
Attempts	3266	3351
Assist Pct	.310	.346
Assists/Set	11	12.6
SERVE		
Aces	92	118
Errors	156	195
Attempts	1950	2055
Serve Pct	.920	.905
Aces/Set	1	1.3
SERVE RECEPTIONS		
Errors	117	92
Errors/Set	1.3	1
Attempts	1859	1794
Reception Pct	.937	.999
DEFENSE		
Digs	1342	1421
Digs/Set	14.6	15.4
BLOCKING		
Block solo	28	32
Block Assist	235	273
Total Blocks	145.5	168.5
Blocks/Set	1.6	1.8
Block Errors	43	30
Ball handling errors	28	41
ATTENDANCE		
Total	4463	7448
Dates/Avg Per Date	7/638	10/745
Neutral Site #/Avg	6/40	-
Current win streak	1	-
Home win streak	1	-

Team Results

08/30/2019	vs USC Upstate	W	3-1	25-11,25-27,25-22,25-12	0
08/30/2019	at Miami (OH)	L	1-3	21-25,20-25,25-18,17-25	564
08/31/2019	vs Northwestern	L	0-3	21-25,12-25,21-25	101
09/06/2019	vs Elon	W	3-1	25-19,25-18,21-25,25-19	79
09/07/2019	vs Davidson	W	3-1	21-25,25-23,25-21,25-16	62
09/07/2019	at Liberty	L	1-3	25-23,22-25,15-25,22-25	619
09/10/2019	at VCU	L	1-3	25-21,19-25,19-25,19-25	498
09/13/2019	vs UC Irvine	W	3-2	25-19,25-14,22-25,22-25,15-8	0
09/13/2019	vs Loyola Chicago	W	3-1	21-25,25-20,25-23,25-22	0
09/14/2019	at Air Force	W	3-1	25-15,25-19,23-25,25-21	274
09/20/2019	Chattanooga	W	3-2	25-22,19-25,25-23,23-25,15-7	147
09/20/2019	Arkansas St.	L	1-3	25-27,25-19,22-25,22-25	758
09/21/2019	Charlotte	L	0-3	13-25,25-27,14-25	629
* 09/27/2019	at Virginia	L	1-3	26-28,25-23,13-25,20-25	1089
* 09/29/2019	at Pittsburgh	L	0-3	14-25,22-25,18-25	935
* 10/04/2019	at NC State	L	2-3	19-25,30-28,12-25,25-20,5-15	1377
* 10/06/2019	at North Carolina	L	1-3	20-25,25-22,22-25,21-25	682
* 10/11/2019	Clemson	L	1-3	25-18,21-25,18-25,10-25	748
* 10/13/2019	Georgia Tech	L	0-3	15-25,15-25,16-25	713
* 10/18/2019	Notre Dame	L	1-3	25-19,11-25,22-25,25-27	921
* 10/20/2019	Louisville	W	3-1	19-25,25-22,25-21,25-17	547
* 10/25/2019	at Duke	L	1-3	12-25,25-23,18-25,17-25	892
* 10/27/2019	at Wake Forest	W	3-2	25-20,25-15,17-25,23-25,15-11	518



CONFERENCE SEASON STATS

##	Player	Attack						Set			Serve				Dig		Blocking			
		SP	K	K/S	E	TA	PCT	A	A/S	PTS/S	SA	SA/S	SE	RE	DIG	DIG/S	BS	BA	TOTAL	B/S
19	Cerchio, Marisa	28	73	2.61	35	194	.196	0	0.00	2.82	1	0.04	0	0	5	0.18	0	10	10	0.36
3	Powell, Cera	27	61	2.26	33	234	.120	3	0.11	2.37	0	0.00	7	0	19	0.70	1	4	5	0.19
7	Wyner, Tessa	9	18	2.00	12	61	.098	0	0.00	2.22	0	0.00	2	3	15	1.67	0	4	4	0.44
1	Smith, Kaity	27	80	2.96	30	242	.207	6	0.22	3.26	4	0.15	11	14	83	3.07	2	4	6	0.22
2	Zier, Anabel	28	34	1.21	15	105	.181	1	0.04	1.64	2	0.07	3	0	6	0.21	3	14	17	0.61
22	Young, Kai	18	22	1.22	14	62	.129	0	0.00	1.39	0	0.00	0	0	4	0.22	0	6	6	0.33
23	Jackson, Talyn	28	19	0.68	8	61	.180	248	8.86	0.93	3	0.11	2	0	52	1.86	0	8	8	0.29
14	Talamazzi, Ester	8	5	0.63	8	22	-.136	3	0.38	0.69	0	0.00	2	0	8	1.00	0	1	1	0.13
6	Robinson, Angel	5	3	0.60	1	13	.154	0	0.00	0.60	0	0.00	0	0	0	0.00	0	0	0	0.00
4	Mosley, Logan	27	0	0.00	1	5	-.200	16	0.59	0.19	5	0.19	2	6	116	4.30	0	0	0	0.00
16	Williams, Jennifer	7	3	0.43	2	8	.125	0	0.00	0.43	0	0.00	0	0	0	0.00	0	0	0	0.00
11	Lynch, Sarah Jane	12	0	0.00	0	1	.000	15	1.25	0.21	2	0.17	1	0	5	0.42	0	1	1	0.08
10	Thomas, Kylie	28	1	0.04	0	2	.500	6	0.21	0.18	4	0.14	5	6	67	2.39	0	0	0	0.00
17	Tam, Rachel	4	0	0.00	0	0	.000	0	0.00	0.00	0	0.00	1	1	2	0.50	0	0	0	0.00
20	McKinzie, Abby	18	0	0.00	0	2	.000	4	0.22	0.06	1	0.06	5	2	24	1.33	0	0	0	0.00
Total		40	453	11.33	215	1428	.167	428	10.70	13.45	34	0.85	61	55	574	14.35	12	78	51.0	1.28
Opponents		40	570	14.25	198	1433	.260	530	13.25	17.56	55	1.38	67	34	650	16.25	17	121	77.5	1.94

	Date	Opponent		Score	Score-by-set	Att.
*	09/27/2019	at Virginia	L	1-3	26-28,25-23,13-25,20-25	1089
*	09/29/2019	at Pittsburgh	L	0-3	14-25,22-25,18-25	935
*	10/04/2019	at NC State	L	2-3	19-25,30-28,12-25,25-20,5-15	1377
*	10/06/2019	at North Carolina	L	1-3	20-25,25-22,22-25,21-25	682
*	10/11/2019	Clemson	L	1-3	25-18,21-25,18-25,10-25	748
*	10/13/2019	Georgia Tech	L	0-3	15-25,15-25,16-25	713
*	10/18/2019	Notre Dame	L	1-3	25-19,11-25,22-25,25-27	921
*	10/20/2019	Louisville	W	3-1	19-25,25-22,25-21,25-17	547
*	10/25/2019	at Duke	L	1-3	12-25,25-23,18-25,17-25	892
*	10/27/2019	at Wake Forest	W	3-2	25-20,25-15,17-25,23-25,15-11	518





1
Kaity SMITH
OH | 6-1 | So.
Florence, Ky.



2
Anabel ZIER
MB/RS | 6-2 | Fr.
Blacksburg, Va.
(ZEER)



3
Cera POWELL
OH | 6-0 | Fr.
Pittsboro, N.C.
(SEER-uh)



4
Logan MOSLEY
L/DS | 5-6 | Fr.
Apex, N.C.



5
Carol RAFFETY
L/DS | 5-11 | Sr.
Novato, Calif.



6
Angel ROBINSON
MB | 6-0 | So.
Norman, Okla.



7
Tessa WYNER
OH | 5-11 | So.
Charleston, W.Va.




10
Kylie THOMAS
L/DS | 5-7 | Jr.
Sterling, Va.



11
Sarah Jane LYNCH
S | 6-2 | So.
Roswell, Ga.



14
Ester TALAMAZZI
OH | 6-0 | Sr.
Campo Ligure, Genoa, Italy
(Tal-uh-MAHT-zee)



16
Jennifer WILLIAMS
OH | 6-1 | r-Fr.
Staunton, Va.



17
Rachel TAM
L/DS | 5-4 | Fr.
Basking Ridge, N.J.



19
Marisa CERCHIO
MB/RS | 6-3 | Jr.
Cincinnati, Ohio
(SIR-ko)



20
Abby McKINZIE
L/DS | 5-9 | Sr.
East Leroy, Mich.



22
Kai YOUNG
MB | 5-11 | Jr.
Charlotte, N.C.



23
Talyn JACKSON
S | 5-11 | So.
Gardnerville, Nev.
(TAL-Lynn)



Jill WILSON
Head Coach
LSU, 2001




John WASIELEWSKI
Associate Head Coach
Penn State, 1990
(Was-uh-LEW-ski)




Thomas AMBERG
Assistant Coach
UCLA, 2012



Leah JOSEPH
Director of Operations
Georgia Southern, 2016



Lauren REICHARD
Volunteer Assistant Coach
Georgia Southern, 2019
(REE-kerd)



Kayla RESCO
Head Manager

