



HOKIES

2019-20 Virginia Tech Men's Basketball Game Notes

Game Info

Wednesday, Nov. 20 | Game 5
Cassell Coliseum | Blacksburg, Va.

On the Call

Bryant Johnson (Pxp) 
Mack McCarthy (Analyst)

Schedule

INFORMATION

[RV/--] Virginia Tech
Hokies



Record..... 4-0, 1-0 ACC
Starters R/L..... 1/4
Head Coach..... Mike Young
Record at Tech (Years)..... 4-0 (1st)

Delaware State



Hornets

Record..... 0-4, 0-0 MEAC
Starters R/L..... 2/3
Head Coach..... Eric Skeeters
Record at DSU (Years)..... 6-29 (2nd)

NUMBERS TO KNOW

4

• When Landers Nolley earned ACC Freshman of the Week on Monday, he became just the fourth Hokie to earn the award and first since 2015-16 in Kerry Blackshear Jr.

5

• Junior Wabissa Bede, who had six assists vs. Lehigh, has racked up 30 assists in his first four games, making him No. 5 in the nation for total assists and first in the ACC.

27

• Tech has lit it up from beyond the arc in its last two games, making 27 3-pointers on a 42.2 shooting percentage behind a total of six players each hitting at least one.

PROJECTED STARTERS

#	Name	P	R	A	B	S
2	Landers Nolley (G/F)	22.8	5.8	2.0	0.5	1.5
3	Wabissa Bede (G)	5.3	5.5	7.5	0.5	1.5
4	Nahiem Alleyne (G)	10.8	2.3	1.5	0.3	0.3
14	P.J. Horne (F)	10.0	4.8	1.0	0.3	0.3
23	Tyrece Radford (G)	7.0	6.8	1.0	0.8	0.8

AT THE RIM

- The Virginia Tech men's basketball team will play host to Delaware State on Wednesday, marking its fourth straight home game.
- Tech is now receiving votes in the AP Top 25 for the first time this season.
- The Hokies and Hornets have just met once in their history, playing on New Year's Eve in 1994 in Blacksburg, a 68-53 Tech win.
- Tech coach Mike Young has never faced Delaware State and went 2-1 against MEAC opponents while at Wofford and is 1-0 vs. MEAC teams while at Tech (Coppin State).
- A little history lesson here as Delaware State head coach Eric Skeeters used to serve as an assistant at Tech, working on Seth Greenberg's first staff in 2003-04.

WHO TO WATCH



- Coming off his best week yet, winning ACC Freshman of the Week, Landers Nolley seeks to keep up his streak of scoring in double figures.
- And the 10-point plateau part has come relatively easy, as he has three games with 20-plus.

- Junior P.J. Horne turned in his second-best scoring outing as a Hokie in his last game, totaling a season-high 14 points versus Lehigh.
- The Georgia native also got it done on the glass, recording four offensive rebounds and one defensive.



LAST TIME OUT

- Tech won its fourth game in a row, including its third straight at Cassell this season with a 26-point victory over Lehigh (3-2).
- Landers Nolley once again stole the show, posting 27 points behind seven 3-pointers and collecting five rebounds and four assists.

NOVEMBER

5	AT CLEMSON* (ESPNU)	W, 67-60
8	COPPIN STATE (ACCNX)	W, 74-42
13	USC UPSTATE (ACCNX)	W, 80-57
16	LEHIGH (ACCNX)	W, 79-53
20	DELAWARE STATE (ACCNX)	7 P.M.
25	(1) VS. NO. 3/3 MICHIGAN STATE (ESPN2)	5 P.M.
26	(1) VS. GEORGIA/DAYTON (ESPN/ESPN2)	TBA
27	(1) VS. TBA (ESPN/ESPN2/ESPNU)	TBA

DECEMBER

6	No. 1/1 DUKE* (ACCN)	7 P.M.
11	CHATTANOOGA (ACCN)	8:30 P.M.
15	GARDNER-WEBB (ACCNX)	1:30 P.M.
21	VMI (ACCNX)	4 P.M.
29	MARYLAND EASTERN SHORE (ACCNX)	6 P.M.

JANUARY

4	AT NO. 7/6 VIRGINIA* (RSN)	2 P.M.
7	AT [--/RV] SYRACUSE* (ACCN)	9 P.M.
11	NC STATE* (RSN)	2 P.M.
14	AT WAKE FOREST* (ACCN)	9 P.M.
18	[--/RV] SYRACUSE* (RSN)	NOON
22	No. 5/4 NORTH CAROLINA* (ACCN)	8 P.M.
25	AT BOSTON COLLEGE* (ESPN2/ESPNU)	2 P.M.
28	AT MIAMI (FLA.)* (ACCN)	8 P.M.

FEBRUARY

1	[RV/RV] FLORIDA STATE* (RSN)	4 P.M.
4	AT GEORGIA TECH* (ESPN/ESPN2/ESPNU/ACCN)	7 P.M.
8	BOSTON COLLEGE* (RSN)	NOON
15	PITT* (ACCN)	6/8 P.M.
19	MIAMI (FLA.)* (RSN)	9 P.M.
22	AT NO. 1/1 DUKE* (ESPN/ESPN2/ESPNU/ACCN)	4 P.M.
26	No. 7/6 VIRGINIA* (ESPN/ESPN2/ESPNU/ACCN)	7 P.M.

MARCH

1	AT NO. 2/2 LOUISVILLE* (ACCN)	6 P.M.
4	CLEMSON* (ACCN)	7 P.M.
7	AT NOTRE DAME* (ACCN)	2/4 P.M.
10-14	(2) VS. TBA (ESPN/ESPN2/ACCN)	TBA

* ACC MATCH | AP POLL RANKING/COACHES' POLL RANKING

1 - MAUI INVITATIONAL (MAUI, HAWAII)

2 - ACC TOURNAMENT (GREENSBORO, N.C.)

VIRGINIA TECH CONTACT INFO

Lance Dozier | Phone: (507) 993-1898 | Email: lance17@vt.edu
Assistant Director, Strategic Communications
Matt Johnson | Phone: (336) 692-2690 | Email: mattj3@vt.edu
Student Assistant, Strategic Communications

Social



@HokiesMBB



@HokiesMBB



/HokieSports



AP Top 25 Poll - Week 2 Results

Nov. 11 | *Opponents in italics*

#	Team (1st place)	Record	Points
1	Duke (52)	4-0	1608
2	Louisville (8)	4-0	1501
3	Michigan State (4)	2-1	1496
4	Kansas	2-1	1389
5	North Carolina	3-0	1262
6	Maryland	3-0	1240
7	Virginia (1)	3-0	1232
8	Gonzaga	4-0	1227
9	Kentucky	2-1	1110
10	Ohio State	3-0	1006
11	Oregon	4-0	998
12	Texas Tech	3-0	947
13	Seton Hall	3-1	837
14	Arizona	4-0	644
15	Utah State	4-0	619
16	Memphis	3-1	574
17	Villanova	2-1	560
18	Xavier	4-0	463
19	Auburn	4-0	420
20	Tennessee	3-0	402
21	VCU	4-0	365
22	Texas	4-0	238
23	Colorado	2-0	208
24	Baylor	2-1	179
25	Washington	2-1	150

Receiving Votes: Florida St. 91, Florida 67, LSU 61, St. Mary's 55, Evansville 43, Oklahoma 29, Vermont 11, Marquette 11, Michigan 11, Purdue 11, Butler 10, Miss. St. 9, **Virginia Tech 7**, West Virginia 6, Providence 5, Wisconsin 5, Liberty 4, Arkansas 3, San Diego St. 2, USC 2, UConn 2, Missouri 2, New Mexico 2, Dayton 1

Coaches Top 25 Poll - Week 2 Results

Nov. 18 | *Opponents in italics*

#	Team (1st place)	Record	Points
1	Duke (25)	4-0	786
2	Louisville (1)	4-0	744
3	Michigan State (4)	2-1	705
4	North Carolina	3-0	644
5	Kansas (1)	2-1	634
6	Virginia	3-0	625
7	Maryland (1)	3-0	619
8	Gonzaga	4-0	588
9	Ohio State	3-0	502
10	Kentucky	2-1	498
11	Oregon	4-0	484
12	Texas Tech	3-0	466
13	Seton Hall	3-1	403
14	Arizona	4-0	382
15	Villanova	2-1	276
16	Utah State	4-0	248
17	Tennessee	3-0	247
18	Auburn	4-0	242
19	VCU	4-0	210
20	Memphis	3-1	194
21	Xavier	4-0	187
22	Texas	4-0	118
23	Baylor	2-1	111
24	Washington	2-1	102
25	Colorado	2-0	51

Receiving Votes: Oklahoma 47; St. Mary's 46; Florida 40; Marquette 25; Florida State 22; LSU 20; Purdue 19; Michigan 15; Kansas State 14; Butler 11; Vermont 10; Penn State 9; Arkansas 9; Evansville 8; Wisconsin 7; Dayton 7; Utah 5; Creighton 5; Syracuse 3; San Diego State 3; USC 2; Missouri 2; Ole Miss 2; Tulane 1; Oklahoma State 1; Cincinnati 1.

GENERAL INFORMATION

University Name	Virginia Tech
Location	Blacksburg, Va.
Founded	1872
Enrollment	34,000
President	Dr. Timothy Sands
Director of Athletics	Whit Babcock
Nickname	Hokies
Mascot	Hokie Bird
Colors	Chicago Maroon and Burnt Orange
Affiliation	NCAA Division I
Conference	Atlantic Coast
Home Court	Cassell Coliseum
Capacity	9,275

INFORMATION

2018-19 Record	26-9
Conference Record/Finish	12-6 (5th in ACC)
Starters Returning/Lost	1/4
Letterwinners Returning/Lost	4/5
Newcomers	10 (4 freshmen, 3 transfers, 2 redshirts, 1 walk-on)

STAFF

Head Coach	Mike Young (Emery & Henry, 1986)
Virginia Tech Record/Years	0-0 / first season
Overall Record/Years	299-244 / 17 years
Associate Head Coach	Chester Frazier (Illinois, 2009)
Assistant Coach	Antwon Jackson (Pikeville, 1993)
Assistant Coach	Christian Webster (Harvard, 2013)
Chief of Staff	Stephanie Ballein (Virginia Tech, 1990, 1995)
Special Assistant to the Head Coach	Kevin Giltner (Wofford, 2012)
Special Assistant for Recruiting	Matt Olinger (Liberty, 2007)
Director of Player Personnel	Ryan Nadeau (Michigan State, 2016)
Director, Sports Medicine	Hisham Ziyout (Salisbury, 2015)
Coordinator of Basketball Relations	Ace Custis (Virginia Tech, 1997)
Senior Director, Strength & Conditioning	David Land (App State, 2011)
Assistant Director, Equipment Services	Bruce Garnes (Virginia Tech, 1994, 1996)
Graduate Assistant	Chakiris Moss (Greensboro, 2013)
Graduate Assistant	Will Stigall (Wofford, 2019)
Administrative Assistant	Isabelle Schneiderman (Virginia Tech, 2019)

ROSTER

No.	Name	Pos.	Ht.	Wt.	Cl.	Hometown	High School/Last School
0	Hunter Cattoor	G	6-3	205	Fr.	Orlando, Fla.	Bishop Moore
1	Isaiah Wilkins	G	6-4	225	So.	Winston-Salem, N.C.	Mount Tabor
2	Landers Nolley II	G/F	6-7	225	r-Fr.	Atlanta, Ga.	Langston Hughes
3	Wabissa Bede	G	6-0	200	Jr.	North Andover, Mass.	Cushing Academy
4	Nahiem Alleyne	G	6-3	195	Fr.	Buford, Ga.	Mountain View
10	Jonathan Kabongo	G	6-4	195	So.	Toronto, Canada	Thornlea Secondary
11	Brendan Palmer	G	6-4	195	So.	Winston-Salem, N.C.	Forsythe Country Day
13	Grant Yates	F	6-8	210	So.	Gainesville, Va.	Battlefield/Christopher Newport
14	P.J. Horne	F	6-6	225	Jr.	Tifton, Ga.	Tift County
15	Jalen Cone	G	5-10	170	Fr.	Walkertown, N.C.	Walkertown
21	John Ojiako	F	6-10	240	Fr.	Lagos, Nigeria	Admiral Farragut
22	Keve Aluma	F	6-9	240	Jr.	Berlin, Md.	Stephen Decatur/Wofford
23	Tyrece Radford	G	6-1	205	r-Fr.	Baton Rouge, La.	McKinley
24	Branden Johnson	F	6-8	230	r-Sr.	Garfield Heights, Ohio	Garfield Heights/Alabama St.
25	Ryan Payne	F	6-8	220	Jr.	Mechanicsville, Va.	Hanover

PRONUNCIATIONS

Nahiem Alleyne	na-HEEM ah-LEAN	Jonathan Kabongo	kuh-BONGO
Keve Aluma	Kev-aye	Landers Nolley II	NAH-lee
Wabissa Bede	wa-BEE-sah BEE-dee	John Ojiako	OH-gee-ah-co
Hunter Cattoor	cuh-TOUR	Tyrece Radford	TIE-reese





2019-20 ACC Standings

#	Team	Overall	ACC	Pct.
1.	No. 2/2 Louisville	4-0	1-0	1.000
	No. 5/4 North Carolina	3-0	1-0	1.000
	No. 7/6 Virginia	3-0	1-0	1.000
	[RV/--] Virginia Tech	4-0	1-0	1.000
	Georgia Tech	2-0	1-0	1.000
	Boston College	3-1	1-0	.750
	Pitt	3-2	1-0	.600
8.	No. 1/1 Duke	4-0	0-0	1.000
9.	Notre Dame	4-1	0-1	.800
	Clemson	3-1	0-1	.750
	Miami (Fla.)	3-1	0-1	.750
	NC State	3-1	0-1	.750
	[RV/RV] Florida State	2-1	0-1	.667
	[--/RV] Syracuse	2-1	0-1	.667
	Wake Forest	2-2	0-1	.500

2019-20 Preseason ACC Coaches' Poll

#	Team (First-place votes)	Points
1.	Duke (51)	1564
2.	North Carolina (19)	1493
3.	Louisville (29)	1448
4.	Virginia (12)	1405
5.	Florida State	1157
6.	NC State	1038
7.	Notre Dame	915
8.	Syracuse	910
9.	Miami (Fla.)	768
10.	Pitt	577
11.	Clemson	564
12.	Georgia Tech	437
13.	Boston College	382
14.	Virginia Tech	334
15.	Wake Forest	328

Preseason All-ACC Team

First Team

Jordan Nwora, Louisville, 95
 Tre Jones, Duke, 89
 Cole Anthony, North Carolina, 81
 John Mooney, Notre Dame, 51
 Mamadi Diakite, Virginia, 49

Second Team

Markell Johnson, NC State, 39
 Vernon Carey Jr., Duke, 19
 Chris Lykes, Miami, 18
 Garrison Brooks, North Carolina, 11
 Trent Forrest, Florida State, 11

Preseason ACC Freshman of the Year

Cole Anthony, North Carolina, 89
 Vernon Carey Jr., Duke, 8
 Wendell Moore Jr., Duke, 5
 Casey Morsell, Virginia, 3
 Cassius Stanley, Duke, 3
 Matthew Hurt, Duke, 3

Preseason ACC Player of the Year

Jordan Nwora, Louisville, 55
 Cole Anthony, North Carolina, 31
 Tre Jones, Duke, 19
 John Mooney, Notre Dame, 3
 Mamadi Diakite, Virginia, 2
 Markell Johnson, NC State, 1

A WIN WOULD

- Extend Tech's home nonconference winning streak to 28 games, which dates all the way back to Nov. 11, 2016, an 80-67 win over Maine.
- Be Mike Young's fifth win of the season and fourth at Cassell, making him 35-5 his last two seasons at his respective schools.
- Give Tech a 2-0 lead in the all-time series against the Hornets.

ON THE COVER OF LETHAL WEAPON

- With the Hokies starting 4-0 in back-to-back season, it marks the first time Tech has done that since the falls of 1981 and 1982.
- The starts for those teams were 9-0 ('81) and 7-0 ('82), while Tech began last season 5-0.

FIRST ONE IS THE SWEETEST

- Redshirt freshman Landers Nolley picked up his first award by the league office this past Monday, earning ACC Freshman of the Week.
- Last week, he averaged 25 points per game and hit 11 3-pointers, including seven triples against Lehigh, which is the most 3s in a game by an ACC player this season.
- The Georgia native posted 23 points, six rebounds, three assists and a steal versus USC Upstate and 27 points, thanks to hitting 10 shots, five rebounds, four assists, two steals and a block against Lehigh.
- Nolley becomes just the fourth Tech player to win ACC Freshman/Rookie of the Week, joining AD Vassallo (2005-06), Jeff Allen (2007-08) and Kerry Blackshear Jr. (2015-16).

DIAPER DANDIES

- The ACC has arguably the best two scorers in the nation among the freshman class, with North Carolina and Tech being the one-two punch.
- The Tar Heels' Cole Anthony and the Hokies' Landers Nolley lead the way.

Player	Points/g	Points	G
Cole Anthony (UNC)	27.3	82	3
Landers Nolley (VT)	22.8	91	4
Zeke Nnaji (Arizona)	21.0	84	4

DEFENSE ON POINT

- There are only nine teams in Division I to hold their opponents to under 61 points in all of their games this season, including just two high-major schools in Tech and No. 10/9 Ohio State.
- Between the two schools, the Buckeyes have played two high-majors (Cincinnati, No. 15/17 Villanova) while Tech has faced one (Clemson).

GET IT GOING FROM DOWNTOWN

- Tech is one of the better shooting teams from beyond the arc in the country and a big reason why is because multiple guys that can stroke it.
- Tech is one of just two teams (No. 19/18 Auburn) high-majors to have at least three players that are shooting higher than 40 percent from 3-point land and have made seven or more 3-pointers.
- Auburn has four players to its name in that category while Tech's three are Jalen Cone (7 3s, 58.3%), P.J. Horne (7 3s, 50%) and Landers Nolley (15 3s, 46.9%).

20 LIKE IT'S NOTHIN'

- Only six players in high-major conferences have racked up three or more 20-point games this season, including Tech's Landers Nolley.
- Of the six, three reside in the ACC in North Carolina's Cole Anthony, Louisville's Jordan Nwora and Nolley.

Player	20+ G	PPG	GP
Cole Anthony (North Carolina)	3	27.3	3
Aaron Nesmith (Vanderbilt)	3	26.7	3
Landers Nolley (Virginia Tech)	3	22.8	4
Myles Powell (Seton Hall)	3	22.5	4
Jordan Nwora (Louisville)	3	20.5	4
Samir Doughty (Auburn)	3	18.8	5

GUARDS ON THE GLASS

- Only nine players in Division I are currently averaging at least seven assists and five rebounds per game, including Tech's Wabissa Bede.
- Bede is the only player in the ACC to do so, while he is one of just three high-major players.

Player	G	REB/pg	AST/pg
Tyrese Haliburton (Iowa State)	3	6.0	10.7
Rylan Jones (Utah)	3	5.7	7.3
Wabissa Bede (Virginia Tech)	3	5.5	7.5

EIGHT-HUNDID

- Two games ago when the Hokies took down USC Upstate, it marked the 800th men's basketball contest in Cassell Coliseum. And it's been a very successful 800-plus games for the Hokies.
- In those games inside Cassell, Tech is 605-196 for a .755 winning percentage.

MAKE IT RAIN

- Tech is coming off a season-high 14 3-pointers in its last game when it took on Lehigh.
- A big reason for that has been the multitude of players that can make shots behind the arc.
- Tech had six guys hit a 3 against Coppin State (11/8) and USC Upstate (11/13), marking the first time that has happened in consecutive games since December 2018 versus Central Connecticut State (1st) and VMI (5th).
- Since 2010, the Hokies have had 24 games in which they have had at least six players make a 3. In those games, they are 22-2.
- The most they've had hit a 3 is eight players in a game, which has happened just once since 2010 (Houston Baptist on Nov. 21, 2017).

DECADE PLUS

- It's been at least over a decade since the last time two Tech freshmen scored in double figures in the Hokies' first two games of the season.
- The two freshmen were Nahiem Alleyne, who had 11 points at Clemson (11/5) and 18 versus Coppin State (11/8), and Landers Nolley, who tallied 30 points at Clemson and 11 vs. Coppin State.



LAST TIME TEAM...

Tech scored 100 points and won: 103-79, vs. Washington, 11-17-17
 Tech scored 100 points and lost: 100-104 2OT vs. Maryland, 2-27-10
 Tech played in overtime: 63-65, OT, vs. Florida State (ACC Tournament), 3-14-19
 Tech played in consecutive overtime games: 82-77 vs. UAB, 11-28-15 & 79-81 vs. Northwestern, 12-1-15
 Tech played 2 OT: 80-78, 2OT, vs. Virginia, 2-12-17
 Tech played 3 OT: 86-90 at WVU, 2-2-83
 Tech scored 100+ points: 103-79 vs. Washington, 11-17-17
 Tech scored 90-99 points: 94-40 vs. Central Connecticut State, 12-1-18
 Tech scored 80-89 points: 80-57 vs. USC Upstate, 11-13-19
 Tech scored 70-79 points: 79-53 vs. Lehigh, 11-16-19
 Tech scored 60-69 points: 67-60 at Clemson, 11-5-19
 Tech scored 50-59 points: 58-64 vs. Virginia, 2-18-19
 Tech scored 40-49 points: 47-24 at NC State, 2-2-19
 Tech scored 30-39 points: 33-43 at East Carolina, 2-18-67
 Tech scored 20-29 points: 27-40 at McGuire Hospital, 2-2-46
 Tech scored 10-19 points: 16-45 at Virginia, 1-30-39
 Tech scored less than 10 points: 9-29 vs. North Carolina, 1-12-35
 Tech allowed 100+ points: 82-103 at North Carolina, 1-21-19
 Tech allowed 90-99 points: 82-91 vs. Florida State, 1-20-18
 Tech allowed 80-89 points: 59-81 at Virginia, 1-15-19
 Tech allowed 70-79 points: 73-75 vs. Duke (NCAA Tournament), 3-29-19
 Tech allowed 60-69 points: 67-60 at Clemson, 11-5-19
 Tech allowed 50-59 points: 79-53 vs. Lehigh, 11-16-19
 Tech allowed 40-49 points: 74-42 vs. Coppin State 11-8-19
 Tech allowed 30-39 points: 75-37 vs. Saint Francis, 11-24-18
 Tech allowed 20-29 points: 47-24 at NC State, 2-2-19
 Tech allowed 10-19 points: 60-19 vs. Lynchburg College, 1-9-46
 Tech allowed less than 10 points: 28-9 vs. Hampden-Sydney, 1-17-23
 Tech scored at least 60 points in a half: 66, 2nd half, vs. The Citadel, 11-12-17
 Largest margin of victory: 83 points vs. Randolph Macon Academy, 87-4, 1-10-1911
 Largest margin of victory in an ACC game: 29 points vs. Wake Forest, 94-65, 1-15-11
 Tech defeated a ranked opponent on the road: 47-24 at No. 23/22 NC State, 2-2-19
 Tech defeated a ranked opponent at home: 77-72 vs. No. 3/2 Duke, 2-26-19
 Tech defeated a ranked opponent on a neutral court: 89-83, vs. No. 23 Purdue, 11-18-18, TD Arena
 Tech defeated a defending national champion: 80-69 vs. North Carolina, 1-22-18
 Tech held opponent without a double-figure scorer: 65-47 vs. Miami, ACC Tournament, 3-12-09
 No Tech player scored in double figures: 41-57 vs. Temple, 2-25-96
 Tech had six players score in double figures: at Boston College, 2-25-17
 Tech had seven players score in double figures: vs. The Citadel, 12-17-16
 Tech did not make a three-point field goal: at Providence, 2-1-03
 Tech's opponent did not make a 3-point field goal: at NC State, 2-10-10
 Tech did not shoot a free throw in the first half: vs. Lehigh, 11-16-19
 Tech did not shoot a free throw in the second half: vs. Virginia, 12-5-10
 Tech held an opponent under 10 points in a half: 9 points, vs. Eastern Michigan, 12-22-11
 Tech held an opponent under 20 points in a half: 12 points, vs. Coppin State, 11-8-19
 Tech had double-figures in blocked shots: 13, 87-82, vs. West Virginia, 11-12-13
 Tech came back from a double-figure deficit to win: 12 pts. vs. No. 23 Purdue, 11-18-18
 Lost a double-digit lead: 14 points at Florida State, 3-7-18
 Tech led by 20-or-more points at half time of a game: 23 points, vs. Coppin State, 11-8-19
 Tech had 20-29 assists in a game: 20, vs. Georgia Tech, 2-13-19
 Tech had 30-or-more assists: 36, vs. The Citadel, 11-12-17
 Tech won a neutral court game: 73-61 vs. Washington (Atlantic City, NJ), 12-15-18
 Tech held a team under 20 percent from the field: 16.7%, at NC State, 2-2-19
 Tech won an NCAA Tournament game: 67-58, vs. Liberty (NCAA Tournament), 3-24-19

LAST TIME PLAYER...

A Tech player recorded a triple-double: Chris Clarke (13 pts./12 rebs./10 ast.) vs. The Citadel, 12-17-16
 Two Tech players recorded double-doubles in a game: Kerry Blackshear Jr. (22 pts./15 rebs.) & Chris Clarke (15 pts./10 rebs.) vs. The Citadel, 11-12-17
 Two Tech players recorded double-doubles in consecutive games: vs. UNC, ACC Tournament, 3-13-09 and vs. Duquesne, NIT, 3-18-09
 Tech player had five or more steals: Nickeil Alexander-Walker (6) vs. Miami (Fla.), 1-30-19
 Tech player had 10 or more assists in a game: Wabissa Bede (10) vs. Coppin State, 11-8-19
 Tech player had 20 or more rebounds in a game: Jeff Allen (21) vs. Longwood, 12-14-08
 Two Tech players had double figures in rebounds: Kerry Blackshear Jr. (15 rebs.) & Chris Clarke (10 rebs.) vs. The Citadel, 11-12-17
 Two Tech players had five or more assists: Nickeil Alexander-Walker (6) & Wabissa Bede (5) vs. Miami (ACC Tournament), 3-13-19
 Three Tech players had five or more assists: Chris Clarke (10) Justin Robinson (6), Seth Allen (6) vs. The Citadel, 12-17-16
 Four Tech players had five or more assists: Kerry Blackshear (8), Devin Wilson (7), Justin Robinson (7), Chris Clarke (5) vs. The Citadel, 11-12-17
 Two Tech players scored 20 or more points: Nickeil Alexander-Walker (25 points) & Kerry Blackshear Jr. (20 points) vs. Boston College, 1-5-19
 Three Tech players scored 20 or more points: Nickeil Alexander-Walker (25 points), Ahmed Hill (23 points) and Justin Robinson (23 points) vs. Purdue, 11-18-18
 Same two Tech players scored 20 or more points in consecutive games: Nickeil Alexander-Walker & Kerry Blackshear Jr., 11-10 & 11-12-17
 Tech freshman scored 20 or more points in a game: 23, Landers Nolley, vs. USC Upstate, 11-13-19
 Two Tech freshmen scored in double figures in a game: Landers Nolley (23 points) & Jalen Cone (11 points) vs. USC Upstate, 11-13-19
 Three Tech freshmen scored in double figures in a game: Nahiem Alleyne (18 points), Landers Nolley (11) and Tyrece Radford (10), vs. Coppin State 11-8-19
 Tech player scored 30-39 points in a game: 30, Landers Nolley at Clemson, 11-5-19
 Tech player scored 40-49 points in a game: 41, Dorenzo Hudson vs. Seton Hall, 1-2-10
 Tech player scored 50+ points in a game: 51, Bimbo Coles vs. Southern Miss., 2-6-88
 Tech player had consecutive double-doubles: Kerry Blackshear Jr., 2-18-19, 2-23-19 & 2-26-19
 Tech player had three consecutive double-doubles: Kerry Blackshear Jr., 2-18-19, 2-23-19 & 2-26-19
 Tech freshman had consecutive double-doubles: Kerry Blackshear Jr., 12-13-15 & 12-19-15
 Tech player had seven consecutive double-doubles: Jeff Allen, 1-25-11, 1-30-11, 2-2-11, 2-5-11, 2-13-11, 2-15-11 & 2-19-11
 Tech allowed a triple-double: Dennis Smith Jr. (27 pts., 11 rebs., 11 assists), at NCSU, 1-4-17
 Tech had a walk-on score in double figures: Christian Beyer, 13 pts., vs. Alabama A&M, 12-14-14

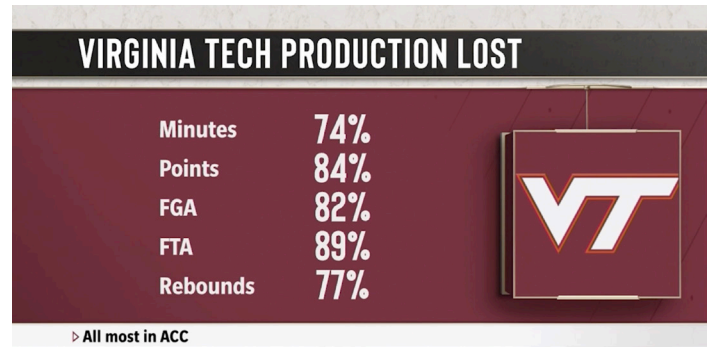
What's a Hokie?



The answer leads all the way back to 1896 when Virginia Agricultural and Mechanical College changed its name to Virginia Polytechnic Institute. With the change came the necessity for writing a new cheer and a contest for such a purpose was held by the student body.

Senior O.M. Stull won first prize for his "Hokie" yell which is still used today. Later, when asked if "Hokie" had any special meaning, Stull explained the word was solely the product of his imagination and was used only as an attention-getter for his yell. It soon became a nickname for all Tech teams and for those people loyal to Tech athletics.

The official university school colors - Chicago Maroon and Burnt Orange - also were introduced in 1896. The colors were chosen by a committee because they made a 'unique combination' not worn elsewhere at the time. The official definition of "hokie" is "a loyal Virginia Tech Fan".



'19 CLASS OF HIGH-MAJOR COACHES

- Out of the seven high-major conferences (ACC, American, BIG EAST, B1G, Big 12, Pac-12 and SEC), there are 14 new head coaches for the 2019-20 season.
- Virginia Tech coach Mike Young is just one of six coaches that were a mid-major coach to jump up to the big leagues, joining Alabama's Nate Oats (Buffalo), Arkansas' Eric Musselman (Nevada), Tulane's Ron Hunter (Georgia State) and Washington State's Kyle Smith (San Francisco).
- Of the 14 new coaches, Young was the longest-tenured coach to leave, following his 17-year stint as the head guy at Wofford.
- The NBA saw three of its coaches jump into the college ranks, with Michigan's Juwon Howard (Miami Heat), Nebraska's Fred Hoiberg (Chicago Bulls) and Vanderbilt's Jerry Stackhouse (Memphis Grizzlies).
- In this cycle, only one assistant coach was promoted from within and that was Temple's Aaron McKie, who served as an assistant under Fran Dunphy for five seasons in Philadelphia.
- While former Hokie coach Buzz Williams, who is now at Texas A&M, was one of just two coaches this offseason to jump ship and go high-major for high-major, with UCLA's Mick Cronin (Cincinnati) being the other.
- A full breakdown of the 14 coaches this cycle is below, with the SEC welcoming the most among the seven leagues with four. The Big 12 was the lone conference not to have a new head coach this offseason.

School	Name	Previous Team
Alabama	Nate Oats	Buffalo (HC)
Arkansas	Eric Musselman	Nevada (HC)
Cal	Mark Fox	*Georgia (HC)
Cincinnati	John Brannen	Northern Kentucky (HC)
Michigan	Juwon Howard	Miami Heat (NBA Assistant)
Nebraska	Fred Hoiberg	Chicago Bulls (NBA HC)
St. John's	Mike Anderson	Arkansas (HC)
Temple	Aaron McKie	Temple (Assistant)
Texas A&M	Buzz Williams	Virginia Tech (HC)
Tulane	Ron Hunter	Georgia State (HC)
UCLA	Mick Cronin	Cincinnati (HC)
Vanderbilt	Jerry Stackhouse	Memphis Grizzlies (NBA Assistant)
Virginia Tech	Mike Young	Wofford (HC)
Washington State	Kyle Smith	San Francisco (HC)

* Coach Mark Fox last coached Georgia in 2017-18.



RECORD WHEN...

Leading at the half:	3-0
Trailing at the half:	1-0
Tied at the half:	0-0
Playing Overtime:	0-0
Shooting 50% or better:	1-0
Shooting between 40-49.9%:	2-0
Shooting less than 40%:	1-0
Opponents shoot 50% or better:	0-0
Opponents shoot less than 50%:	4-0
VT outrebounds its opponent:	3-0
Opponent outrebounds VT:	1-0
Teams are tied in rebounds:	0-0
VT shoots 70% FT or better:	4-0
VT shoots less than 70% FT:	0-0
Scoring less than 50 points:	0-0
Scoring 50-59 points:	0-0
Scoring 60-69 points:	1-0
Scoring 70-79 points:	2-0
Scoring 80-89 points:	1-0
Scoring 90 or points:	0-0
Allowing less than 30 points:	0-0
Allowing 30-39 points:	0-0
Allowing 40-49 points:	1-0
Allowing 50-59 points:	2-0
Allowing 60-69 points:	1-0
Allowing 70-79 points:	0-0
Allowing 80-89 points:	0-0
Allowing 90 or more points:	0-0
Game decided by 1-4 points or OT:	0-0
Game decided by 5-10 points:	1-0
Game decided by 11+ points:	3-0
Playing in the morning:	0-0
Playing at night:	3-0
Playing in the afternoon:	1-0
Playing on Monday:	0-0
Playing on Tuesday:	1-0
Playing on Wednesday:	1-0
Playing on Thursday:	0-0
Playing on Friday:	1-0
Playing on Saturday:	1-0
Playing on Sunday:	0-0
Playing in November:	4-0
Playing in December:	0-0
Playing in January:	0-0
Playing in February:	0-0
Playing in March:	0-0

LAST TIME OUT

Lehigh (2-2,0-0 Patriot) -vs- Virginia Tech (4-0,1-0 ACC)
11/16/19 at Cassell Coliseum, Blacksburg, VA

Date: 11/16/19
Time: 1:30 pm
Attendance: 9275
Site: Cassell Coliseum, Blacksburg, VA
Referees: Pat Adams, Jeff Pon, Jeffrey Anderson

Score By Period	1	2	Total
Lehigh	32	21	53
Virginia Tech	37	42	79

Lehigh 53

#	Player	GS	MIN	FG	3PT	FT	ORB-DRB	REB	PF	A	TO	BLK	STL	PTS
11	Cohen,Jordan	*	27	3-8	1-4	4-5	0-4	4	1	3	2	0	1	11
1	Wilson,Jeameril	*	21	5-8	1-3	0-0	2-3	5	2	2	5	0	1	11
15	Fenton,Reed	*	24	2-5	2-4	0-0	0-0	0	2	2	1	0	0	6
5	Taylor,Evan	*	24	2-6	1-2	0-0	0-2	2	1	0	4	1	0	5
13	Karnik,James	*	27	2-6	0-1	0-0	0-2	2	1	1	2	0	1	4
25	Porter,Ed		13	3-3	0-0	0-0	2-1	3	0	0	0	0	0	6
20	Wilson,Marques		24	2-8	1-3	0-0	0-2	2	1	2	1	0	0	5
0	Alamudun,Jakob		18	2-6	1-2	0-0	2-2	4	0	0	2	0	2	5
2	Betlow,Jake		14	0-2	0-2	0-0	0-1	1	0	1	1	0	0	0
55	Arion,Andrei		7	0-0	0-0	0-0	0-2	2	1	3	0	0	0	0
10	Roelke,David		1	0-1	0-1	0-0	0-0	0	0	0	0	0	0	0
TM	TEAM		0	0-0	0-0	0-0	2-1	3	0	0	1	0	0	0
Totals			-	200	21-53	7-22	4-5	8-20	28	9	14	19	1	53

Team Summary	FG	3PT	FT
First Half	12-25 48.00 %	5-12 41.67 %	3-3 100.00 %
Second Half	9-28 32.14 %	2-10 20.00 %	1-2 50.00 %
Total	21-53 39.6 %	7-22 31.8 %	4-5 80.0 %

Technical Fouls: none **Second Chance Points:** 8 **Scores Tied:** 4 times(s) **Points In the Paint:** 18 **Fast Break Points:** 2
Lead Changed: 7 times(s) **Points off Turnovers:** 16 **Bench Points:** 16 **Largest Lead:** 0 0

Virginia Tech 79

#	Player	GS	MIN	FG	3PT	FT	ORB-DRB	REB	PF	A	TO	BLK	STL	PTS
2	Nolley II,Landers	*	30	10-19	7-12	0-0	0-5	5	2	4	5	1	2	27
14	Horne,P.J.	*	25	6-8	2-4	0-0	4-1	5	1	0	2	0	0	14
23	Radford,Tyrece	*	29	4-6	0-2	0-0	6-5	11	1	2	0	0	1	8
4	Alleyne,Nahiem	*	21	1-7	0-3	3-4	0-2	2	0	1	0	0	0	5
3	Bede,Wabissa	*	26	2-6	0-2	0-0	0-3	3	1	6	1	0	3	4
0	Cattoor,Hunter		22	4-8	3-7	0-0	0-1	1	0	2	0	1	2	11
15	Cone,Jalen		14	3-5	2-4	0-0	0-1	1	2	4	1	0	0	8
1	Wilkins,Isaiah		15	1-5	0-3	0-0	0-4	4	1	0	0	1	0	2
21	Ojiako,John		14	0-1	0-0	0-0	2-0	2	0	0	1	0	0	0
24	Johnson,Branden		4	0-0	0-0	0-0	0-1	1	0	0	0	1	0	0
TM	TEAM		0	0-0	0-0	0-0	0-1	1	0	0	0	0	0	0
Totals			-	200	31-65	14-37	3-4	12-24	36	8	19	10	4	79

Team Summary	FG	3PT	FT
First Half	16-36 44.44 %	5-19 26.32 %	0-0 NaN
Second Half	15-29 51.72 %	9-18 50.00 %	3-4 75.00 %
Total	31-65 47.7 %	14-37 37.8 %	3-4 75.0 %

Technical Fouls: none **Second Chance Points:** 10 **Scores Tied:** 4 times(s) **Points In the Paint:** 26 **Fast Break Points:** 8
Lead Changed: 7 times(s) **Points off Turnovers:** 26 **Bench Points:** 21 **Largest Lead:** 0 0

SHARING THE ROCK

- According to KenPom, a Virginia Tech alum by the way, Wabissa Bede is one of the best in the nation in assist rate (assists divided by FGs made by player's teammates while he is on the court.)
- He ranks eighth nationally through the first two weeks and fourth among high-major players, while his former teammate Chris Clarke is second.

Player	A-Rate	Assists	G
Ethan Anderson (USC)	47.1	25	4
Chris Clarke (Texas Tech)	45.8	22	3
Saben Lee (Vanderbilt)	45.2	20	3
Wabissa Bede (Virginia Tech)	44.8	30	4

SO, WHY ARE THEY PLAYING WELL?

- If you look at the first four games the Hokies have played in the Mike Young era, two things stick out - solid shot selection and a defense that puts in the work.
- According to KenPom, Tech has the 39th-best adjusted defense metric (number of points allowed per 100 possessions) nationally with an 89.6 average and ranks seventh in defense effective field-goal percentage (similar to regular field goal percentage except that it gives 50% more credit for made 3-pointers) with 36.7.
- Tech gets a good amount of its points from the 3-point line, sitting No. 4 in the nation for averaging 47 percent of its points downtown.

THE FEW, THE PROUD

- Two weeks into the season, there are 43 players that have scored 30 or more points in Division I game this winter.
- Of the 32, just eight are high-major players (ACC, American, BIG EAST, Big 12, B1G, SEC, Pac-12), including Tech's Landers Nolley.
- Anthony, Nolley and Seton Hall's Myles Powell were the only three though to do it against a high-major opponent.

Player	Opponent	Score
Markus Howard (Marquette)	Loyola Maryland	38
Myles Powell (Seton Hall)	Michigan State	37
Aaron Nesmith (Vanderbilt)	Richmond	34
Cole Anthony (UNC)	Notre Dame	34
Samir Doughty (Auburn)	CSUN	33
Mason Jones (Arkansas)	Rice	32
Tre Jones (Duke)	Georgia State	31
Anthony Mathis (Oregon)	Boise State	30
Mustapha Heron (St. John's)	Central Conn. St.	30
Jared Butler (Baylor)	Central Arkansas	30
Kira Lewis Jr. (Alabama)	Penn	30
Landers Nolley (Virginia Tech)	Clemson	30
Brandon Rachal (Tulsa)	Austin Peay	30



LET'S KEEP IT GOING

- Tech hasn't lost a home nonconference game since Dec. 30, 2015 against West Virginia (88-63), owning a 27-game streak that will be put on the line versus Delaware State on Wednesday night.
- The previous best was 23, which was set twice from 1980-84 and 2005-09. The current streak began on Nov. 11, 2016, against Maine.

HE'S MORE THAN A POINT GUARD

- Junior Wabissa Bede, who has only scored in double figures three times in his career out of 67 games, has gotten it done in other ways so far this season with the Hokies.
- Known as a stocky guy, weighing 200 pounds, Bede has been a force on the boards so far, as well as playing the distributor role, a role he played sparingly the last two years with the all-time assists leader, Justin Robinson, running the point.
- In his game against Coppin State, Bede almost did something that hasn't happened in three years, a double-double with just rebounds and assists, collecting 10 assists and nine rebounds. (Chris Clarke on Dec. 17, 2016 with a triple-double).
- And speaking of Robinson, the last time a player had 10 assists after Bede's night versus Coppin State was when Robinson tallied the single-game school record with 13 versus Central Connecticut State on Dec. 1, 2018.
- Bede joked afterword that once he cracked 10 midway through the second half that he was going to break J-Rob's record.

ELITE COMPANY

- After scoring a little under half of the Hokies' points against Clemson, Landers Nolley found himself in elite company among league peers.
- The small forward scored the fourth-most points by an ACC freshman in a debut, joining preseason ACC Freshman of the Year Cole Anthony of North Carolina this week with each totaling at least 30.

Player	Opponent	Date	Points
Cole Anthony (UNC)	Notre Dame	Nov. 6, 2019	34
RJ Barrett (Duke)	Kentucky	Nov. 6, 2018	33
J.J. Hickson (NC State)	William & Mary	Nov. 15, 2007	31
Landers Nolley (VT)	Clemson	Nov. 5, 2019	30
Ishua Benjamin (NC State)	Prairie View	Nov. 26, 1994	29
Ivan Wagner (NC State)	VMI	Nov. 25, 1995	29
Zion Williamson (Duke)	Kentucky	Nov. 6, 2018	28
Sylvan Landesberg (UVA)	VMI	Nov. 16, 2008	28
Rashad McCants (UNC)	Penn State	Nov. 18, 2002	28

YOUNG & PRETTY GOOD

- Tech has had the luxury of having some solid first-year players since freshmen became eligible to play in 1974, and has no shortage this year.
- Landers Nolley's 30 points were tied for the third most by a freshman, trailing Jalen Hudson and Larry Cooke's 32 points.

Player	Opponent	Date	Points
Larry Cooke	Eastern Kentucky	Feb. 3, 1975	32
Jalen Hudson	Wake Forest	March 10, 2013	32
Landers Nolley	Clemson	Nov. 5, 2019	30
Russell Davis	Vermont	Dec. 31, 1974	30
Nickeil Alexander-Walker	The Citadel	Nov. 12, 2017	29

IT'S BEEN A MINUTE

- The last time the Hokies started the season with a conference game was on Nov. 30, 1963 versus Richmond, a 77-53 win, spanning 56 years and making Tech 2-0 its last two instances.
- With Landers Nolley's 30 points against Clemson, it marked the most points scored by a Tech freshman since March 10, 2013, when Jalen Hudson dropped 32 on Wake Forest.

536 AND COUNTING

- Tech has hit a three-point field goal in 536 consecutive games.
- Since the 3-point arc was added for the 1986-87 season, the Hokies have hit at least one three in all but three game.
- The last time Tech didn't record a 3-pointer in a game was at Providence on Feb. 1, 2003.

THE BIG THREE-HUNDO

- When Mike Young and Co. took down the Tigers in Clemson, he became just one of 71 active coaches in Division I to have 300 or more wins.

Coach	Record	Schools Coached At
68. James Jones (Yale)	312-275 (.532)	1
69. Jim Christian (Boston College)	307-255 (.546)	4
70. Tod Kowalczyk (Toledo)	306-242 (.558)	2
71. Mike Young (Virginia Tech)	303-244 (.554)	2

- Of the 71 active head coaches, Young is one of only 25 to win at least 300 games at just two schools or less during a coaching tenure.

Coach	Record	Schools Coached At
22. Fran O'Hanlon (Lafayette)	325-397 (.450)	1
23. James Jones (Yale)	312-275 (.532)	1
24. Tod Kowalczyk (Toledo)	306-242 (.558)	2
25. Mike Young (Virginia Tech)	303-244 (.554)	2

HOME IS WHERE THE HEART IS

- Mike Young grew up in Radford, Virginia, which is approximately 20 minutes away from Blacksburg, the home of the Hokies.
- Ironically enough, Young's first-ever college basketball game as a kid was a Virginia Tech game inside Cassell Coliseum, a place where Young now calls his home.

TIME TO STEP UP

- With the Hokies losing three players now playing in the NBA or G-League and the SEC Preseason Player of the Year, Tech returns just one starter from a year ago in guard Wabissa Bede.
- That means four role players or newcomers will have to step up and contribute big minutes right away for Mike Young.

DYNAMIC TRIO

- Against Coppin State, the Hokies had three freshmen in double figures, marking the first time since Feb. 25, 2015, when they took on Duke.
- The three versus the Eagles were Nahiem Alleyne (18 points), Landers Nolley (11) and Tyrece Radford (10).
- The trio against the Blue Devils was Jalen Hudson (23 points), Ahmed Hill (10) and Justin Bibbs (10).

COMPARISON GAME-BY-GAME

Opponent	1st	2nd	Score	Mar	Total FG	FG Pct	3-Pointers	3FG Pct	Free Throws	FT Pct	Rebounds	Assist	T/Over	Block	Steal	Fouls	
Clemson	34/37	33/23	67-60	+7	22-57/22-64	.386/.344	9-27/7-29	.333/.241	14-20/9-15	.700/.600	44/36	+8	11/9	13/8	1/2	4/4	15/16
COPPIN ST.	35/12	39/30	74-42	+32	27-61/14-71	.443/.197	11-33/6-39	.333/.154	9-12/8-11	.750/.727	49/45	+4	17/6	15/16	5/1	7/8	13/14
USC UPSTATE	38/24	42/33	80-57	+23	31-58/20-53	.534/.377	13-27/3-25	.481/.120	5-7/14-18	.714/.778	31/33	(2)	19/8	8/13	6/2	6/3	11/10
LEHIGH	37/32	42/21	79-53	+26	31-65/21-53	.477/.396	14-37/7-22	.378/.318	3-4/4-5	.750/.800	36/28	+8	19/14	10/19	4/1	8/5	8/9

Note: Game totals are displayed in the format TEAM/OPPONENT for each category



FEW AND FAR BETWEEN

- Tech returns only 13.3 points per game from its team last year that average 73.5, which is made up of four letterwinners.
- That accounts for the Hokies bringing back just 18.1 percent of its scoring total, making them one of only six schools in the nation to return less than 20 percent of its scoring.

School	Points p/g	Percent of Scoring
Nebraska	2.9 PPG	1.9%
Tulane	10.8 PPG	12.2%
South Dakota St.	15.8 PPG	16.9%
Virginia Tech	13.3 PPG	18.1%
Washington	13.9 PPG	19.8%
UCF	14.5 PPG	20.0%

THE BEST IS YET TO COME

- Coach Young, known as one of the better X's and O's coaches in the country, had his Terriers in some of the top categories nationally over his 17-year span.
- This past season, which was Wofford's best in school history, the Terriers were 16th in assist-to-turnover ratio (1.39), 11th in field-goal percentage (49.0), second in 3-point field-goal percentage (41.4) and second in scoring margin (16.7).
- So, expect quality shooting teams to come under his watch in Blacksburg and for that to translate to wins.

HISTORIC IT WAS

- Last year was arguably the best season in school history for the Hokies, notching many school records to their belt.
- To name a few, Tech earned a school-record 26 wins, program-best 12 ACC victories and made it to the Sweet 16 for the first time in program history since the tournament expanded to 64 teams.
- Tech also broke the record for most home non-conference victories in a row with 24 straight.
- The Hokies made the NCAA Tournament three consecutive years for the first time ever, and won two games in The Dance for the first time since 1967. They also earned a No. 4 seed, the highest in program history.

WELL, THIS IS NEW

- A new staff is in place for Tech and there are also quite a few new players, with 10 to be exact.
- Of the 10 newcomers, four are true freshmen, three are transfers, two are redshirts (one walk-on).
- The 10 newcomers make Tech one of only 20 schools in Division I to welcome 10 or more players and one of just nine high-major schools (ACC, American, BIG EAST, B1G, Big 12, Pac-12, SEC) to have double-digit newcomers.

School	Newcomers	Fr.	So.	Jr.	Sr.	Gr.
TCU	15	11	---	---	---	2
Nebraska	15	7	---	1	---	2
East Carolina	13	4	2	7	---	---
Utah	12	11	---	---	---	---
Memphis	11	9	2	---	---	---
Tulane	11	5	2	1	---	3
Georgia	10	9	---	---	---	1
USC	10	6	---	---	---	2
Virginia Tech	10	6	1	2	---	1

WHO TO LOOK UP TO

- Of the 26 teams that don't boast more than one senior on their roster, including six teams in the land that don't have any seniors, Tech is one of just 13 high-major schools.
- Of the 13, 10 return for their senior seasons, while three players, including the Hokies' Branden Johnson, will finish their last season at a new school.

School	Sr.	r-Sr.	Gr.	Previous School
Alabama	---	---	1	West Virginia
East Carolina	---	1	---	---
Houston	---	1	---	---
Kentucky	---	---	1	Bucknell
Memphis	1	---	---	---
Oklahoma	1	---	---	---
Ole Miss	1	---	---	---
Stanford	1	---	---	---
Syracuse	1	---	---	---
Texas	1	---	---	---
Virginia Tech	---	---	1	Alabama State
Wichita State	1	---	---	---
Wisconsin	---	---	1	---

WHEN IT COUNTS

- Mike Young brings a polished resume from his time at Wofford and you can see that in the numbers he carries.
- Over the last five years when Young has had a lead with five minutes to go, he usually holds on to it to preserve the win, boasting a .916 winning percentage to his name.

Year	G	W	L	Pct.
2014-15	25	23	2	.920
2015-16	17	14	3	.824
2016-17	17	15	2	.882
2017-18	21	19	2	.905
2018-19	27	27	0	1.000
2019-20	4	4	0	1.000
Total	111	102	9	.919

Opponent	G	W	L	Pct.
High-Major	5	4	1	.800
Mid-Major	106	98	8	.925
Conference	66	59	7	.894
Nonconference	45	43	2	.956
Postseason	9	7	2	.778

WHAT ARE THEY DOING NOW

- As mentioned earlier in the notes, the Hokies had three players that are playing in the NBA or G-League, including Nickeil Alexander-Walker, Justin Robinson and Ahmed Hill.
- Alexander-Walker, who was an All-ACC selection a year ago, was selected in the first round of the NBA Draft, becoming the second-ever in school history. He now stars with the New Orleans Pelicans. Justin Robinson, Tech's all-time assists career leader, plays with the Washington Wizards and their G-League affiliate (Capital City Go-Go) and has gone back and forth so far this season.
- Hill, who was vital in Tech's run to the Sweet 16 last season, signed a two-way deal with the Charlotte Hornets and their G-League affiliate (Greensboro Swarm) this summer. But has recently been waived by the Hornets and now the Phoenix Suns have acquired his rights, with Hill now playing for the NAZ Suns, who are located in Prescott Valley, Arizona. He had 16 points his first game.

TEAM GAME-BY-GAME

Opponent	Date	Score	W/L	FG-FGA	PCT	3FG-FGA	PCT	FT-FTA	PCT	OFF	DEF	TOT	AVG	PF	A	T/O	BLK	STL	PTS	AVG
at Clemson	11/05/19	67-60	W	22-57	.386	9-27	.333	14-20	.700	9	35	44	44.0	15	11	13	1	4	67	67.0
Coppin St.	11/08/19	74-42	W	27-61	.443	11-33	.333	9-12	.750	5	44	49	46.5	13	17	15	5	7	74	70.5
USC Upstate	11/13/19	80-57	W	31-58	.534	13-27	.481	5-7	.714	6	25	31	41.3	11	19	8	6	6	80	73.7
Lehigh	11/16/19	79-53	W	31-65	.477	14-37	.378	3-4	.750	12	24	36	40.0	8	19	10	4	8	79	75.0
Total		300		111-241	.461	47-124	.379	31-43	.721	32	128	160	40.0	47	66	46	16	25	300	75.0
Opponents		212		77-241	.320	23-115	.200	35-49	.714	41	101	142	35.5	49	37	56	6	20	212	53.0

Team Averages

Games Played	Points/game	FG Pct	3FG Pct	FT Pct	Rebounds/game	Assists/game	Turnovers/game	Assist/Turnover ratio	Steals/game	Blocks/game
4	75.0	46.1	37.9	72.1	40.0	16.5	11.5	1.4	6.3	4.0



BOUNCE BACK TIME

- When Mike Young loses a basketball game, it rarely spills into the next game, with his teams bouncing back with a W, especially over the last five years with him owning a .685 winning clip by going 37-17.
- Young went 4-0 last year after a loss and 9-3 the year prior with the Terriers.
- With a young Hokie roster, this will be critical.

Season	G	W	L	Pct.
2002-03	14	7	7	.500
2003-04	19	7	12	.368
2004-05	13	5	8	.385
2005-06	17	8	9	.471
2006-07	19	6	13	.316
2007-08	15	7	8	.467
2008-09	13	8	5	.615
2009-10	8	5	3	.625
2010-11	12	9	3	.750
2011-12	13	8	5	.615
2012-13	18	9	9	.500
2013-14	12	7	5	.583
2014-15	6	5	1	.833
2015-16	16	9	7	.563
2016-17	16	10	6	.625
2017-18	12	9	3	.750
2018-19	4	4	0	1.000
Total	227	123	104	.542

SELLING OUT CASSELL

- Virginia Tech ACC home games against Virginia, Wake Forest, Syracuse, Duke, Louisville, Georgia Tech and Miami (Fla.) sold out in 2018-19, as well as the Central Connecticut State game was a sell out, too.
- The Hokies sold out nine games in the 2017-18 season, including seven of the nine home ACC games, a mark that equaled 2018-19.
- The Hokies have sold out two games this season, including their home opener against Coppin State on Nov. 8 and their game versus Lehigh on Nov. 16.

ABOUT ATTENDANCE

- Last season, the Hokies saw increased attendance at Cassell, with Tech averaging 8,237 per game — up more than 1,500 fans per game from three years ago — and the largest attendance since the 2010-11 season.
- Eight games sold out, including seven ACCs.
- The Hokies averaged 8,882 for home ACC games, almost 400 fans per game ahead of the previous season.

604 IN CASSELL

- After the win over Miami (Fla.) on Senior Night to close its 2018-19 homestand, the Hokies have a 604-196 overall record in Cassell Coliseum, for a .755 winning percentage.
- The win over Florida State in 2011 was the 500th victory in Cassell and the win over Georgia Tech in 2018-19 was the 600th victory in the building.
- Tech went 14-2 in 2018-19 on its home court, which is tied for the fourth-most wins in a season at Cassell.
- Below are the most wins in Cassell Coliseum history in a season.

Record	Year	Coach
17-2	2009-10	Seth Greenberg
16-1	1982-83	Charles Moir
15-2	2016-17	Buzz Williams
14-0	1975-76	Don DeVoe
14-1	1994-95	Bill Foster
14-2	2018-19	Buzz Williams
14-3	2007-08	Seth Greenberg
14-4	2017-18	Buzz Williams
14-5	2015-16	Buzz Williams

OPPONENT GAME-BY-GAME

Opponent	Date	Score	W/L	Total		3-Pointers		Free throws		Rebounds				Other Stats						
				fg-fga	pct	3fg-fga	pct	ft-fa	pct	off	def	tot	avg	pf	a	t/o	blk	stl	pts	avg
at Clemson	11/05/19	67-60	W	22-64	.344	7-29	.241	9-15	.600	8	28	36	36.0	16	9	8	2	4	60	60.0
COPPIN ST.	11/08/19	74-42	W	14-71	.197	6-39	.154	8-11	.727	15	30	45	40.5	14	6	16	1	8	42	51.0
USC UPSTATE	11/13/19	80-57	W	20-53	.377	3-25	.120	14-18	.778	10	23	33	38.0	10	8	13	2	3	57	53.0
LEHIGH	11/16/19	79-53	W	21-53	.396	7-22	.318	4-5	.800	8	20	28	35.5	9	14	19	1	5	53	53.0
Opponents		212		77-241	.320	23-115	.200	35-49	.714	41	101	142	35.5	49	37	56	6	20	212	53.0
Virginia Tech		300		111-241	.461	47-124	.379	31-43	.721	32	128	160	40.0	47	66	46	16	25	300	75.0

POINTS, REBOUNDS & ASSISTS GAME-BY-GAME

Virginia Tech Points-Rebounds-Assists

Opponent	Date	Score	W/L	0 CATTOOR,HU	1 WILKINS,IS	2 NOLLEY II,	3 BEDE,WABIS	4 ALLEYNE,NA	11 PALMER,BRE
at Clemson	11/05/19	67-60	W	0-4-0	4-6-2	30-5-0	7-8-6	11-3-1	DNP
Coppin St.	11/08/19	74-42	W	5-8-3	7-7-0	11-7-1	3-9-10	18-2-0	0-1-0
USC Upstate	11/13/19	80-57	W	9-0-1	2-4-2	23-6-3	7-2-8	9-2-4	DNP
Lehigh	11/16/19	79-53	W	11-1-2	2-4-0	27-5-4	4-3-6	5-2-1	DNP

Opponent	Date	Score	W/L	14 HORNE,P.J.	15 CONE,JALEN	21 OJIAKO,JOH	23 RADFORD,TY	24 JOHNSON,BR
at Clemson	11/05/19	67-60	W	8-7-2	3-1-0	0-1-0	4-4-0	DNP
Coppin St.	11/08/19	74-42	W	9-3-2	5-1-0	6-2-0	10-8-1	0-1-0
USC Upstate	11/13/19	80-57	W	9-4-0	11-1-0	4-3-0	6-4-1	DNP
Lehigh	11/16/19	79-53	W	14-5-0	8-1-4	0-2-0	8-11-2	0-1-0



PROGRAM HISTORY	
First Year	1908
All-Time Record	1,472-1,215 (.548)
Conference Record	453-626 (.420)
Televised Games	232-216 (.518)
Overtime Games	68-51 (.571)
VT Ranked	86-42 (.672)
NCAA Tournaments	9 (most recent 2018-19)
NIT Appearances	13 (most recent 2015-16)
Most wins	2018-19 (26-9)
Highest AP Ranking	No. 8 (1995)
CASSELL COLISEUM	
Capacity	9,275
Seasons in Use	59th season
Tech Record	605-196 (.755)
ACC Record	72-55 (.567)
vs. Nonconference	416-71 (.854)
vs. Ranked Teams	24-52 (.316)

SCOUTING DELAWARE STATE

- The Hornets come to Blacksburg after falling earlier in the week to LIU (1-3) on Monday by a score of 82-84. They jumped out to an 11-point lead to begin the game, but would end up losing their fourth straight. Delaware State has already faced one Power Five foe this season, losing to Georgia (3-0) 100-66 last Friday.
- Head coach Eric Skeeters enters his second season in Dover, following two-year stint under UMBC coach Ryan Odom, who he worked with at Virginia Tech in 2003-04. Skeeters also was an assistant at George Mason before his time at UMBC.
- The Hornets are paced by John Crosby, who tallied a game-high 32 points versus LIU on Monday. Crosby also had seven rebounds and an assist, while getting to the free-throw line 13 times and making 10. Another John on the team, John Stansbury, had a big night with 18 points, eight rebounds and four assists versus the Sharks.
- Delaware State ranks third in the MEAC in scoring, averaging 69.5 points per game, and fourth in field-goal percentage, shooting 41.5 percent. However, they rank 344th nationally in scoring defense, allowing 89.5 points per game.

PLAYER HIGHS & LOWS

Virginia Tech - INDIVIDUAL GAME HIGHS

POINTS	30	Landers Nolley II - at Clemson (11/05/19)
	27	Landers Nolley II - Lehigh (11/16/19)
	23	Landers Nolley II - USC Upstate (11/13/19)
	18	Nahiem Alleyne - Coppin St. (11/08/19)
	14	P.J. Horne - Lehigh (11/16/19)
FIELD GOALS MADE	12	Landers Nolley II - at Clemson (11/05/19)
	10	Landers Nolley II - Lehigh (11/16/19)
FIELD GOAL ATTEMPTS	23	Landers Nolley II - at Clemson (11/05/19)
	19	Landers Nolley II - Lehigh (11/16/19)
FIELD GOAL PERCENTAGE (min 5 made)	.750 (6-8)	P.J. Horne - Lehigh (11/16/19)
	.750 (6-8)	Nahiem Alleyne - Coppin St. (11/08/19)
3 PT FG MADE	7	Landers Nolley II - Lehigh (11/16/19)
	4	Landers Nolley II - USC Upstate (11/13/19)
	4	Nahiem Alleyne - Coppin St. (11/08/19)
	4	Landers Nolley II - at Clemson (11/05/19)
3 PT FG ATTEMPTS	12	Landers Nolley II - Lehigh (11/16/19)
	8	Landers Nolley II - at Clemson (11/05/19)
3 PT FG PERCENTAGE (min 2 made)	1.000 (3-3)	Jalen Cone - USC Upstate (11/13/19)
	.750 (3-4)	P.J. Horne - Coppin St. (11/08/19)
FREE THROWS MADE	5	Landers Nolley II - Coppin St. (11/08/19)
	5	Nahiem Alleyne - at Clemson (11/05/19)
FREE THROW ATTEMPTS	7	Landers Nolley II - Coppin St. (11/08/19)
	6	Nahiem Alleyne - at Clemson (11/05/19)
FREE THROW PERCENTAGE (min 3 made)	.833 (5-6)	Nahiem Alleyne - at Clemson (11/05/19)
	.750 (3-4)	Nahiem Alleyne - Lehigh (11/16/19)
	.750 (3-4)	Landers Nolley II - USC Upstate (11/13/19)
	.750 (3-4)	Wabissa Bede - at Clemson (11/05/19)
REBOUNDS	11	Tyrece Radford - Lehigh (11/16/19)
	9	Wabissa Bede - Coppin St. (11/08/19)
ASSISTS	10	Wabissa Bede - Coppin St. (11/08/19)
	8	Wabissa Bede - USC Upstate (11/13/19)
STEALS	3	Wabissa Bede - Lehigh (11/16/19)
	2	Hunter Cattoor - Lehigh (11/16/19)
	2	Landers Nolley II - Lehigh (11/16/19)
	2	John Ojiako - USC Upstate (11/13/19)
	2	Tyrece Radford - USC Upstate (11/13/19)
	2	Wabissa Bede - Coppin St. (11/08/19)
	2	Landers Nolley II - at Clemson (11/05/19)
BLOCKED SHOTS	2	John Ojiako - USC Upstate (11/13/19)
	2	Tyrece Radford - Coppin St. (11/08/19)
TURNOVERS	5	Landers Nolley II - Lehigh (11/16/19)
	5	Landers Nolley II - at Clemson (11/05/19)
FOULS	5	Isaiah Wilkins - at Clemson (11/05/19)
	3	Jalen Cone - USC Upstate (11/13/19)
	3	P.J. Horne - USC Upstate (11/13/19)
	3	Landers Nolley II - at Clemson (11/05/19)
	3	Wabissa Bede - at Clemson (11/05/19)

Opponent - INDIVIDUAL GAME HIGHS

POINTS	15	Everette Hammond - USC Upstate (11/13/19)
	15	Andrew Robinson - Coppin St. (11/08/19)
	15	John Newman III - at Clemson (11/05/19)
	12	Aamir Simms - at Clemson (11/05/19)
	11	Jeameril Wilson - Lehigh (11/16/19)
	11	Jordan Cohen - Lehigh (11/16/19)
	11	Al-Amir Dawes - at Clemson (11/05/19)
FIELD GOALS MADE	5	Jeameril Wilson - Lehigh (11/16/19)
	5	Andrew Robinson - Coppin St. (11/08/19)
	5	John Newman III - at Clemson (11/05/19)
FIELD GOAL ATTEMPTS	17	Kamar McKnight - Coppin St. (11/08/19)
	15	Andrew Robinson - Coppin St. (11/08/19)
FIELD GOAL PERCENTAGE (min 5 made)	.625 (5-8)	Jeameril Wilson - Lehigh (11/16/19)
	.455 (5-11)	John Newman III - at Clemson (11/05/19)
3 PT FG MADE	3	Andrew Robinson - Coppin St. (11/08/19)
	2	Reed Fenton - Lehigh (11/16/19)
	2	Bryson Mozzone - USC Upstate (11/13/19)
	2	Tevin Mack - at Clemson (11/05/19)
	2	Al-Amir Dawes - at Clemson (11/05/19)
3 PT FG ATTEMPTS	11	Andrew Robinson - Coppin St. (11/08/19)
	10	Kamar McKnight - Coppin St. (11/08/19)
3 PT FG PERCENTAGE (min 2 made)	.500 (2-4)	Reed Fenton - Lehigh (11/16/19)
	.333 (2-6)	Al-Amir Dawes - at Clemson (11/05/19)
FREE THROWS MADE	7	Everette Hammond - USC Upstate (11/13/19)
	4	Jordan Cohen - Lehigh (11/16/19)
	4	John Newman III - at Clemson (11/05/19)
FREE THROW ATTEMPTS	7	Everette Hammond - USC Upstate (11/13/19)
	5	Jordan Cohen - Lehigh (11/16/19)
	5	Cartier Jernigan - USC Upstate (11/13/19)
	5	Chase Hunter - at Clemson (11/05/19)
FREE THROW PERCENTAGE (min 3 made)	1.000 (7-7)	Everette Hammond - USC Upstate (11/13/19)
	1.000 (4-4)	John Newman III - at Clemson (11/05/19)
REBOUNDS	15	Aamir Simms - at Clemson (11/05/19)
	9	Andrew Robinson - Coppin St. (11/08/19)
ASSISTS	4	Dalvin White - USC Upstate (11/13/19)
	3	Andre Arion - Lehigh (11/16/19)
	3	Jordan Cohen - Lehigh (11/16/19)
STEALS	4	Dejuan Clayton - Coppin St. (11/08/19)
	2	Jakob Alamudun - Lehigh (11/16/19)
	2	Reggie James - Coppin St. (11/08/19)
BLOCKED SHOTS	1	Evan Taylor - Lehigh (11/16/19)
	1	Bryson Mozzone - USC Upstate (11/13/19)
	1	Everette Hammond - USC Upstate (11/13/19)
	1	Brendan Medley-Bacon - Coppin St. (11/08/19)
	1	Tevin Mack - at Clemson (11/05/19)
	1	Khavon Moore - at Clemson (11/05/19)
TURNOVERS	5	Jeameril Wilson - Lehigh (11/16/19)
	4	Evan Taylor - Lehigh (11/16/19)
FOULS	5	Tevin Mack - at Clemson (11/05/19)
	4	Chase Hunter - at Clemson (11/05/19)



TEAM HIGHS & LOWS

Virginia Tech - GAME HIGHS

POINTS	80		USC Upstate (11/13/19)
	79		Lehigh (11/16/19)
	74		Coppin St. (11/08/19)
	67		at Clemson (11/05/19)
FIELD GOALS MADE	31		Lehigh (11/16/19)
	31		USC Upstate (11/13/19)
FIELD GOAL ATTEMPTS	65		Lehigh (11/16/19)
	61		Coppin St. (11/08/19)
FIELD GOAL PERCENTAGE	.534	(31-58)	USC Upstate (11/13/19)
	.477	(31-65)	Lehigh (11/16/19)
3 PT FG MADE	14		Lehigh (11/16/19)
	13		USC Upstate (11/13/19)
3 PT FG ATTEMPTS	37		Lehigh (11/16/19)
	33		Coppin St. (11/08/19)
3 PT FG PERCENTAGE	.481	(13-27)	USC Upstate (11/13/19)
	.378	(14-37)	Lehigh (11/16/19)
FREE THROWS MADE	14		at Clemson (11/05/19)
	9		Coppin St. (11/08/19)
FREE THROW ATTEMPTS	20		at Clemson (11/05/19)
	12		Coppin St. (11/08/19)
FREE THROW PERCENTAGE	.750	(9-12)	Coppin St. (11/08/19)
	.750	(3-4)	Lehigh (11/16/19)
REBOUNDS	49		Coppin St. (11/08/19)
	44		at Clemson (11/05/19)
ASSISTS	19		Lehigh (11/16/19)
	19		USC Upstate (11/13/19)
STEALS	8		Lehigh (11/16/19)
	7		Coppin St. (11/08/19)
BLOCKED SHOTS	6		USC Upstate (11/13/19)
	5		Coppin St. (11/08/19)
TURNOVERS	15		Coppin St. (11/08/19)
	13		at Clemson (11/05/19)
FOULS	15		at Clemson (11/05/19)
	13		Coppin St. (11/08/19)

Opponent - GAME HIGHS

POINTS	60		at Clemson (11/05/19)
	57		USC Upstate (11/13/19)
	53		Lehigh (11/16/19)
	42		Coppin St. (11/08/19)
FIELD GOALS MADE	22		at Clemson (11/05/19)
	21		Lehigh (11/16/19)
FIELD GOAL ATTEMPTS	71		Coppin St. (11/08/19)
	64		at Clemson (11/05/19)
FIELD GOAL PERCENTAGE	.396	(21-53)	Lehigh (11/16/19)
	.377	(20-53)	USC Upstate (11/13/19)
3 PT FG MADE	7		Lehigh (11/16/19)
	7		at Clemson (11/05/19)
3 PT FG ATTEMPTS	39		Coppin St. (11/08/19)
	29		at Clemson (11/05/19)
3 PT FG PERCENTAGE	.318	(7-22)	Lehigh (11/16/19)
	.241	(7-29)	at Clemson (11/05/19)
FREE THROWS MADE	14		USC Upstate (11/13/19)
	9		at Clemson (11/05/19)
FREE THROW ATTEMPTS	18		USC Upstate (11/13/19)
	15		at Clemson (11/05/19)
FREE THROW PERCENTAGE	.800	(4-5)	Lehigh (11/16/19)
	.778	(14-18)	USC Upstate (11/13/19)
REBOUNDS	45		Coppin St. (11/08/19)
	36		at Clemson (11/05/19)
ASSISTS	14		Lehigh (11/16/19)
	9		at Clemson (11/05/19)
STEALS	8		Coppin St. (11/08/19)
	5		Lehigh (11/16/19)
BLOCKED SHOTS	2		USC Upstate (11/13/19)
	2		at Clemson (11/05/19)
TURNOVERS	19		Lehigh (11/16/19)
	16		Coppin St. (11/08/19)
FOULS	16		at Clemson (11/05/19)
	14		Coppin St. (11/08/19)

Virginia Tech - GAME LOWS

POINTS	67		at Clemson (11/05/19)
	74		Coppin St. (11/08/19)
	79		Lehigh (11/16/19)
	80		USC Upstate (11/13/19)
FIELD GOALS MADE	22		at Clemson (11/05/19)
	27		Coppin St. (11/08/19)
FIELD GOAL ATTEMPTS	57		at Clemson (11/05/19)
	58		USC Upstate (11/13/19)
FIELD GOAL PERCENTAGE	.386	(22-57)	at Clemson (11/05/19)
	.443	(27-61)	Coppin St. (11/08/19)
3 PT FG MADE	9		at Clemson (11/05/19)
	11		Coppin St. (11/08/19)
3 PT FG ATTEMPTS	27		USC Upstate (11/13/19)
	27		at Clemson (11/05/19)
3 PT FG PERCENTAGE	.333	(11-33)	Coppin St. (11/08/19)
	.333	(9-27)	at Clemson (11/05/19)
FREE THROWS MADE	3		Lehigh (11/16/19)
	5		USC Upstate (11/13/19)
FREE THROW ATTEMPTS	4		Lehigh (11/16/19)
	7		USC Upstate (11/13/19)
FREE THROW PERCENTAGE	.700	(14-20)	at Clemson (11/05/19)
	.714	(5-7)	USC Upstate (11/13/19)
REBOUNDS	31		USC Upstate (11/13/19)
	36		Lehigh (11/16/19)
ASSISTS	11		at Clemson (11/05/19)
	17		Coppin St. (11/08/19)
STEALS	4		at Clemson (11/05/19)
	6		USC Upstate (11/13/19)
BLOCKED SHOTS	1		at Clemson (11/05/19)
	4		Lehigh (11/16/19)
TURNOVERS	8		USC Upstate (11/13/19)
	10		Lehigh (11/16/19)
FOULS	8		Lehigh (11/16/19)
	11		USC Upstate (11/13/19)

Opponent - GAME LOWS

POINTS	42		Coppin St. (11/08/19)
	53		Lehigh (11/16/19)
	57		USC Upstate (11/13/19)
	60		at Clemson (11/05/19)
FIELD GOALS MADE	14		Coppin St. (11/08/19)
	20		USC Upstate (11/13/19)
FIELD GOAL ATTEMPTS	53		Lehigh (11/16/19)
	53		USC Upstate (11/13/19)
FIELD GOAL PERCENTAGE	.197	(14-71)	Coppin St. (11/08/19)
	.344	(22-64)	at Clemson (11/05/19)
3 PT FG MADE	3		USC Upstate (11/13/19)
	6		Coppin St. (11/08/19)
3 PT FG ATTEMPTS	22		Lehigh (11/16/19)
	25		USC Upstate (11/13/19)
3 PT FG PERCENTAGE	.120	(3-25)	USC Upstate (11/13/19)
	.154	(6-39)	Coppin St. (11/08/19)
FREE THROWS MADE	4		Lehigh (11/16/19)
	8		Coppin St. (11/08/19)
FREE THROW ATTEMPTS	5		Lehigh (11/16/19)
	11		Coppin St. (11/08/19)
FREE THROW PERCENTAGE	.600	(9-15)	at Clemson (11/05/19)
	.727	(8-11)	Coppin St. (11/08/19)
REBOUNDS	28		Lehigh (11/16/19)
	33		USC Upstate (11/13/19)
ASSISTS	6		Coppin St. (11/08/19)
	8		USC Upstate (11/13/19)
STEALS	3		USC Upstate (11/13/19)
	4		at Clemson (11/05/19)
BLOCKED SHOTS	1		Lehigh (11/16/19)
	1		Coppin St. (11/08/19)
TURNOVERS	8		at Clemson (11/05/19)
	13		USC Upstate (11/13/19)
FOULS	9		Lehigh (11/16/19)
	10		USC Upstate (11/13/19)





Mike YOUNG

- First season at Virginia Tech
- 18th as a head coach in Division I
- Produced three AP All-America selections at Wofford
- Took Wofford to five NCAA Tournament appearances

The Young File

PERSONAL

BORN: May 1, 1963
 HOMETOWN: Radford, Virginia
 FAMILY: Wife (Margaret), Children (Cooper & Davis)
 COACHING RECORD AT VIRGINIA TECH: 4-0 (1st year)
 CAREER HEAD COACHING RECORD: 303-244 (.554)

EDUCATION

Emory & Henry (1986)
 JOINED TECH STAFF: April 7, 2019
 YEARS OF COLLEGIATE HEAD COACHING: 18
 YEARS OF COLLEGIATE COACHING: 33

COACHING CAREER

Year	School
1986-88	Assistant Coach, Emory & Henry
1988-89	Assistant Coach, Radford
1989-02	Assistant Coach, Wofford
2002-19	Head Coach, Wofford
2019-present	Head Coach, Virginia Tech

ACCOMPLISHMENTS

Five NCAA Tournaments

2019, 2015, 2014, 2011, 2010

Five SoCon Tournament Championships

2019, 2015, 2014, 2011, 2010

Four SoCon Regular-Season Titles

2019, 2015, 2011, 2010

Two-time National Coach of the Year

2019 (Sporting News), 2010 (Hugh Durham)

Three AP All-America Selections

Fletcher Magee (2018-19) Karl Cochran (2014-15) Noah Dahlman (2009-10)

Four SoCon Player of the Years

Fletcher Magee (2017-18, 2018-19) Karl Cochran (2014-15) & Noah Dahlman (2009-10)

All-SoCon

24 selections (Coaches) 34 selections (media)

Mike Young begins his first season as the head men's basketball coach at Virginia Tech. The veteran head coach comes home to the New River Valley with a wealth of experience and the desire and focus to lead this Hokies program in its quest to be among the best in the ACC and the nation.

Since arriving in Blacksburg, Young has worked diligently to assemble a top-level coaching staff. Along with that staff, Young has devoted countless hours toward putting together a competitive roster for the 2019-20 season and making a noticeable impact on the always evolving national recruiting community.

The Radford, Virginia native joins the Hokies after a record-setting 17-year tenure as the head coach at Wofford. The Terriers posted a 30-5 overall record in 2018-19, including a perfect 18-0 mark in Southern Conference play, and registered a convincing 84-68 win over Seton Hall in the first round of the 2019 NCAA Tournament.

The 2019 Sporting News Coach of the Year, Young finished third in last season's Associated Press Coach of the Year voting behind Texas Tech's Chris Beard and Houston's Kelvin Sampson. In his 17 seasons at the helm as head coach of Wofford College, Young built the Terriers into one of the Southern Conference's preeminent programs and a perennial NCAA Tournament participant. He guided Wofford to five NCAA Tournament berths over the past 10 seasons and five Southern Conference championships. In addition to the on-court success of his teams, 100 percent of Young's student-athletes at Wofford who completed their eligibility graduated.

In addition to owning numerous coaching accolades, Young currently serves as a member of the NCAA's Men's Basketball Ethics Committee.

Young compiled a 299-244 (.551) overall record at Wofford and earned Southern Conference Coach of the Year honors four times (2010, 2014, 2015 and 2019). Under his guidance, the Terriers registered an impressive list of nonconference wins, including ones over the likes of Auburn, Cincinnati, Clemson, Georgia, Georgia Tech, NC State, Purdue, Seton Hall, South Carolina, Virginia Tech, Xavier and Wake Forest. Arguably the most compelling nonconference victory of his tenure at Wofford came on Dec. 20, 2017 when the Terriers faced then-No. 5 North Carolina at the Dean Smith Center in Chapel Hill, North Carolina and registered a 79-75 victory over head coach Roy Williams and the Tar Heels.

Prior to assuming the head coaching reins for the Terriers in 2002-03, Young was an assistant coach to current Wofford Director of Athletics Richard Johnson. Young came to Wofford after serving as a graduate assistant for one year under Oliver Purnell at Radford University.

A 1986 graduate of Emory & Henry College, he was a four-year letterman in basketball for coach Bob Johnson and the team captain his junior and senior seasons. He credits Johnson for having a major influence on his playing and coaching career.

Upon his graduation, Young became a full-time assistant coach for two years at Emory & Henry before moving on to Radford. Another of Young's mentors is Fletcher Arritt, longtime coach of Fork Union (Va.) Military Academy. Young played one season for him before attending Emory & Henry. In the summer of 2015, Young was inducted into the Emory & Henry College Sports Hall of Fame, as well as the Radford High School Hall of Fame.

Young and wife Margaret have a daughter, Cooper, a student at the University of the South, and a son, Davis, who is attending Blacksburg High School.





HUNTER CATTOOR (cuh-TOUR)

Freshman | 6-3 | 205
G | Orlando, Fla.

High School
Bishop Moore

Major: Business

0

AT THE RIM

- Has played in all four games, drawing one start.
- Hit three 3-pointers for the second game in a row, racking up a career-high 11 points with one rebound, two assists, one block and a career-high two seals versus Lehigh (11/16).
- Hit a career-high three 3-pointers on his way to nine points against USC Upstate (11/13).
- Scored his first collegiate points against Coppin State (11/8) in the home opener, ending up with five points, while collecting a career-high eight rebounds, career-best three assists, one block and a steal.
- Started his first game at Tech, earning it at Clemson (11/5) in the season opener, playing 27 minutes and recording four rebounds.
- Originally committed to Wofford, but signed with the Hokies after Virginia Tech's hiring of Mike Young.
- Four-year letterwinner at Bishop Moore High School under head coach Jim Yarbrough.
- FHSAA 6A first-team All-State.
- District Player of the Year.
- Averaged 18.9 points, 5.7 rebounds, 2.8 assists and 3.2 steals per game as a senior.
- Scored 1,420 career points in high school.
- A three-star on 247 Sports.
- Rated as the 42nd-best player in the state of Florida.
- Four-year team captain.
- Also played quarterback on Bishop Moore's football team for one season.

CAREER HIGHS

Statistic	Value
Points	11 vs Lehigh 11/16/19
Rebounds	8 vs Coppin St. 11/09/19
Assists	3 vs Coppin St. 11/09/19
Steals	2 vs Lehigh 11/16/19
Blocks	1 vs Coppin St. 11/09/19, vs Lehigh 11/16/19
FG Made	4 vs Lehigh 11/16/19
FG Attempts	8 vs Lehigh 11/16/19
3FG Made	3 vs USC Upstate 11/14/19, vs Lehigh 11/16/19
3FG Attempts	7 vs Lehigh 11/16/19

GAME-BY-GAME STATS

Opponent	Date	GS	MIN	Total		3-Pointers		Free throws		Rebounds			PF			A			T/O			BLK			STL			PTS			AVG		
				FG	PCT	3FG	PCT	FT	PCT	OFF	DEF	TOT	AVG	PF	A	T/O	BLK	STL	PTS	AVG													
at Clemson	11/05/19	*	27:13	0-3	.000	0-2	.000	0-0	.000	0	4	4	4.0	1	0	1	0	0	0	0	0	0	0	0	0	0	0	0	0	0	0		
Coppin St.	11/08/19	*	22:03	2-6	.333	1-5	.200	0-0	.000	1	7	8	6.0	1	3	1	1	1	1	5	2.5												
USC Upstate	11/13/19		22:36	3-7	.429	3-6	.500	0-0	.000	0	0	0	4.0	0	1	1	0	0	0	9	4.7												
Lehigh	11/16/19		21:54	4-8	.500	3-7	.429	0-0	.000	0	1	1	3.3	0	2	0	1	2	11	6.3													
Totals			1 93:46	9-24	.375	7-20	.350	0-0	.000	1	12	13	3.3	2	6	3	2	3	25	6.3													

CAREER HIGHS

SEASON	TEAM	Field Goals			3-Point		F-Throws		Rebounds			Scoring									
		GP	GS	MIN	AVG	FG	PCT	3FG	PCT	FT	PCT	OFF	DEF	TOT	AVG	PF	FO	AST	T/O	BLK	STL
2019-20	Hokies	4-1	94	23.4	9-24	.375	7-20	.350	0-0	.000	1	12	13	3.3	2-0	6	3	2	3	25	6.3
TOTAL		4-1	94/23.4	9-24	.375	7-20	.350	0-0	.000	1	12	13	3.3	2-0	6	3	2	3	25	6.3	



ISAIAH WILKINS

Sophomore | 6-4 | 225
G | Winston-Salem, N.C.

High School
Mount Tabor

Major: Communications

1

AT THE RIM

- Has played in all four games, starting two contests.
- Chipped in four rebounds, one block and two points versus Lehigh (11/16).
- Posted two points, four rebounds and two assists against USC Upstate (11/13).
- Tallied seven points, seven rebounds and a steal versus Coppin State (11/8) in the home opener.
- Recorded four points, six rebounds, two assists and a steal at Clemson (11/5) in the season opener.
- Played in 34 games, starting one of those (Central Connecticut State on Dec 1) in 2018-19.
- Registered two points, one rebound, two assists and a steal versus Duke in the Sweet 16.
- Scored in double figures for the second straight game for the first time of his career, posting 10 points and three rebounds vs. Miami (Fla) in the second round of the ACC Tournament.
- Dropped the second-most points of his career versus VMI, pouring in 13 while chipping in two rebounds and a steal.
- Opened the season with a career-high 21 points on 7-of-10 shooting with five triples, as well as three rebounds, one assist and one steal against Gardner-Webb.

CAREER HIGHS

Statistic	Value
Points	10 vs Coppin St. 11/09/19
Rebounds	11 vs Lehigh 11/16/19
Assists	2 vs Lehigh 11/16/19
Steals	2 vs USC Upstate 11/14/19
Blocks	2 vs Coppin St. 11/09/19
FG Made	5 vs Coppin St. 11/09/19
FG Attempts	7 vs Coppin St. 11/09/19
3FG Attempts	2 vs Lehigh 11/16/19
FT Made	2 at Clemson 11/06/19
FT Attempts	2 at Clemson 11/06/19

GAME-BY-GAME STATS

Opponent	Date	GS	MIN	Total		3-Pointers		Free throws		Rebounds			PF			A			T/O			BLK			STL			PTS			AVG		
				FG	PCT	3FG	PCT	FT	PCT	OFF	DEF	TOT	AVG	PF	A	T/O	BLK	STL	PTS	AVG													
at Clemson	11/05/19	*	20:35	1-7	.143	1-5	.200	1-3	.333	4	2	6	6.0	5	2	2	0	1	4	4.0													
Coppin St.	11/08/19	*	23:15	3-8	.375	1-3	.333	0-0	.000	1	6	7	6.5	2	0	3	0	1	7	5.5													
USC Upstate	11/13/19		19:37	1-5	.200	0-4	.000	0-0	.000	0	4	4	5.7	1	2	0	0	0	2	4.3													
Lehigh	11/16/19		15:13	1-5	.200	0-3	.000	0-0	.000	0	4	4	5.3	1	0	0	1	0	2	3.8													
Totals			2 78:40	6-25	.240	2-15	.133	1-3	.333	5	16	21	5.3	9	4	5	1	2	15	3.8													

CAREER STATS

SEASON	TEAM	Field Goals			3-Point		F-Throws		Rebounds			Scoring									
		GP	GS	MIN	AVG	FG	PCT	3FG	PCT	FT	PCT	OFF	DEF	TOT	AVG	PF	FO	AST	T/O	BLK	STL
2019-20	Hokies	4-2	81	20.3	13-19	.684	0-3	.000	2-3	.667	10	17	27	6.8	5-0	4	1	3	3	28	7.0
TOTAL		4-2	81/20.3	13-19	.684	0-3	.000	2-3	.667	10	17	27	6.8	5-0	4	1	3	3	28	7.0	





LANDERS NOLLEY II (NAH-lee)

Redshirt Freshman | 6-7 | 225
G/F | Atlanta, Ga.

High School
Langston Hughes

Major: Public Health

2

ACC Freshman of the Week (11/18/19)
2018-19 ACC Academic Honor Roll

AT THE RIM

- Has played in all four games, starting each contest.
- Has scored in double figures in all games this season.
- Hit the most 3-pointers by an ACC player this season, making seven triples on his way to 27 points, while collecting five rebounds, four assists and two steals versus Lehigh (11/16).
- Made four 3-pointers against USC Upstate (11/13) on his way to his second 20-plus scoring outing, posting 23 points, six rebounds, three assists and a steal.
- Tallied 11 points, including a career-high five makes from the charity stripe, a career-best seven rebounds, one assist, one block and a steal vs. Coppin State (11/8) in the home opener.
- Turned in the best debut by a freshman in Tech history, breaking the school record of most points in a debut with a career-high 30 points, while posting five boards and two steals.
- His 30 points were the fourth-most scored by an ACC freshman in a debut and were the most since Duke's R.J. Barrett (33) last season.
- Attended Langston Hughes High School in Fairburn, Georgia.
- Had 26 points and six rebounds in the 2017 state 6A title game, leading Langston Hughes to the first of two state titles.
- Won a 4A state championship with Curie High School in Chicago, Illinois as a sophomore, therefore leading his high school team to three consecutive state titles in two different states.
- His father, Landers Nolley Sr., played for Dale Brown at LSU.

CAREER HIGHS

Statistic	Value
Points	30 at Clemson 11/06/19
Rebounds	7 vs Coppin St. 11/09/19
Assists	4 vs Lehigh 11/16/19
Steals	2 at Clemson 11/06/19, vs Lehigh 11/16/19
Blocks	1 vs Coppin St. 11/09/19, vs Lehigh 11/16/19
FG Made	12 at Clemson 11/06/19
FG Attempts	23 at Clemson 11/06/19
3FG Made	7 vs Lehigh 11/16/19
3FG Attempts	12 vs Lehigh 11/16/19
FT Made	5 vs Coppin St. 11/09/19
FT Attempts	7 vs Coppin St. 11/09/19

GAME-BY-GAME STATS

Opponent	Date	GS	MIN	Total		3-Pointers		Free throws		Rebounds		PF	A	T/O	BLK	STL	PTS	AVG		
				FG-FGA	PCT	3FG-3FGA	PCT	FT-FTA	PCT	OFF	DEF								TOT	AVG
at Clemson	11/05/19	*	36:57	12-23	.522	4-8	.500	2-4	.500	1	4	5	3	0	5	0	2	30	30.0	
Coppin St.	11/08/19	*	26:20	3-10	.300	0-5	.000	5-7	.714	0	7	7	6	1	3	1	1	11	20.5	
USC Upstate	11/13/19	*	33:35	8-14	.571	4-7	.571	3-4	.750	0	6	6	6	0	3	2	0	1	23	21.3
Lehigh	11/16/19	*	29:46	10-19	.526	7-12	.583	0-0	.000	0	5	5	5	8	2	4	5	1	27	22.8
Totals			4 126:38	33-66	.500	15-32	.469	10-15	.667	1	22	23	5.8	6	8	15	2	6	91	22.8

CAREER STATS

SEASON	TEAM	GP	GS	MIN	AVG	FG-FGA	FG%	3FG-FGA	3FG%	FT-FTA	FT%	OFF	DEF	TOT	AVG	PF	FO	AST	T/O	BLK	STL	PTS	AVG
2019-20	Hokies	4-4	127/31.7	33-66	.500	15-32	.469	10-15	.667	1	22	23	5.8	6-0	8	15	2	6	91	22.8			
TOTAL		4-4	127/31.7	33-66	.500	15-32	.469	10-15	.667	1	22	23	5.8	6-0	8	15	2	6	91	22.8			



WABISSA BEDE (wa-BEE-sah BEE-dee)

Junior | 6-0 | 200
G | North Andover, Mass.

High School
Cushing Academy

Major: Communications

3

2018-19 ACC Academic Honor Roll

AT THE RIM

- Has played in all four games, starting each contest.
- Posted four points, three rebounds, six assists and a season-high three steals versus Lehigh (11/16).
- Tallied seven points, two rebounds, eight assists, one block and a steal versus USC Upstate (11/13).
- Had a near double-double against Coppin State (11/8) in the home opener, collecting two career highs with nine rebounds and 10 assists, while hitting a 3-pointer.
- Filled up the stat sheet at Clemson (11/5) in the season opener, recording seven points, eight rebounds, six assists and a block.
- Played in 35 games, starting 28 of those in 2018-19.
- Recorded 10 points, two rebounds and an assist against Duke in the Sweet 16.
- Posted back-to-back ACC best in scoring, turning in nine points, three rebounds, two assists and tied a career-high four steals at No 23/22 NC State.
- Dropped a career-high 14 points on 5-of-6 shooting, including a perfect 4 for 4 from downtown, as well as seven rebounds and six assists against Maryland Eastern Shore.

CAREER HIGHS

Statistic	Value
Points	14 vs UMES 12/29/18
Rebounds	9 vs Coppin St. 11/09/19
Assists	10 vs Coppin St. 11/09/19
Steals	4 vs Gardner-Webb 11/10/18, at Clemson 02/09/19, at NC State 02/02/19
Blocks	2 vs The Citadel 11/12/17
FG Made	5 vs UMES 12/29/18
FG Attempts	8 at Florida St. 03/06/19, vs USC Upstate 11/14/19
3FG Made	4 vs UMES 12/29/18
3FG Attempts	5 vs Duke 02/27/19
FT Made	6 vs Houston Baptist 11/21/17
FT Attempts	6 vs Houston Baptist 11/21/17


GAME-BY-GAME STATS

Opponent	Date	GS	MIN	Total		3-Pointers		Free throws		Rebounds		PF	A	T/O	BLK	STL	PTS	AVG		
				FG-FGA	PCT	3FG-3FGA	PCT	FT-FTA	PCT	OFF	DEF								TOT	AVG
at Clemson	11/05/19	*	31:44	2-4	.500	0-1	.000	3-4	.750	0	8	8	8.0	3	6	3	1	0	7	7.0
Coppin St.	11/08/19	*	24:15	1-4	.250	1-3	.333	0-0	.000	0	9	9	8.5	2	10	2	0	2	3	5.0
USC Upstate	11/13/19	*	25:44	3-8	.375	1-2	.500	0-0	.000	0	2	2	6.3	2	8	2	1	1	7	5.7
Lehigh	11/16/19	*	25:14	2-6	.333	0-2	.000	0-0	.000	0	3	3	5.5	1	6	1	0	3	4	5.3
Totals			4 106:57	8-22	.364	2-8	.250	3-4	.750	0	22	22	5.5	8	30	8	2	6	21	5.3

CAREER STATS

SEASON	TEAM	GP	GS	MIN	AVG	FG-FGA	FG%	3FG-FGA	3FG%	FT-FTA	FT%	OFF	DEF	TOT	AVG	PF	FO	AST	T/O	BLK	STL	PTS	AVG
2017-18	Hokies	28-0	233/8.3	25-51	.490	9-17	.529	11-18	.611	4	20	24	0.9	27-1	23	9	3	7	70	2.5			
2018-19	Hokies	35-26	886/25.3	51-127	.402	23-65	.354	7-13	.538	8	78	86	2.5	58-0	82	37	3	38	132	3.8			
2019-20	Hokies	4-4	107/26.7	8-22	.364	2-8	.250	3-4	.750	0	22	22	5.5	8-0	30	8	2	6	21	5.3			
TOTAL		67-30	1226/18.3	84-200	.420	34-90	.378	21-35	.600	12	120	132	2.0	93-1	135	54	8	51	223	3.3			





NAHIEM ALLEYNE (na-HEEM ah-LEAN)

Freshman | 6-3 | 195
G | Buford, Ga.

High School
Mountain View

Major: University Studies

4

AT THE RIM

- Has played in all four games, drawing three starts.
- Had five points, two rebounds and an assist versus Lehigh (11/16).
- Played more of a distributor role against USC Upstate (11/13), dishing out a career-high four assists while collecting nine points, two rebounds and a block.
- In his first career start, dropped a career-high 18 points thanks to four 3-pointers, while getting two rebounds against Coppin State (11/8) in the home opener.
- On his first two shots in college, buried two 3-pointers and would end up with 11 points, while collecting three rebounds, one assist and a steal at Clemson (11/5) in the season opener.
- Two-year letterwinner at Mountain View High School under head coach BJ Roy.
- GHSA All-State.
- All-Region.
- Averaged 17.2 points per game and made 63 three-pointers in the 2018-19 season.
- A three-star on 247 Sports.
- Ranked as the 21st-best player in the state of Georgia.

CAREER HIGHS

Statistic	Value
Points	18 vs Coppin St. 11/09/19
Rebounds	3 at Clemson 11/06/19
Assists	4 vs USC Upstate 11/14/19
Steals	1 at Clemson 11/06/19
Blocks	1 vs USC Upstate 11/14/19
FG Made	6 vs Coppin St. 11/09/19
FG Attempts	9 at Clemson 11/06/19
3FG Made	4 vs Coppin St. 11/09/19
3FG Attempts	6 at Clemson 11/06/19, vs Coppin St. 11/09/19
FT Made	5 at Clemson 11/06/19
FT Attempts	6 at Clemson 11/06/19

GAME-BY-GAME STATS

Opponent	Date	GS	MIN	Total		3-Pointers		Free throws		Rebounds		PF		A		T/O		BLK	STL	PTS	AVG
				FG-FGA	PCT	3FG-3FGA	PCT	FT-FTA	PCT	OFF	DEF	TOT	AVG	PF	A	T	O				
at Clemson	11/05/19		22:44	2-9	.222	2-6	.333	5-6	.833	0	3	3	3	0	1	1	0	1	11	11.0	
Coppin St.	11/08/19	*	23:28	6-8	.750	4-6	.667	2-2	1.000	0	2	2	2.5	0	0	1	0	0	18	14.5	
USC Upstate	11/13/19	*	25:13	3-6	.500	1-3	.333	2-3	.667	0	2	2	2.3	0	4	0	1	0	9	12.7	
Lehigh	11/16/19	*	20:43	1-7	.143	0-3	.000	3-4	.750	0	2	2	2.3	0	1	0	0	0	5	10.8	
Totals			92:08	12-30	.400	7-18	.389	12-15	.800	0	9	9	2.3	1	6	2	1	1	43	10.8	

CAREER STATS

SEASON	TEAM	GP-GS	MIN	Field Goals		3-Point		F-Throws		Rebounds		PF		A		T/O		BLK	STL	PTS	AVG
				FG-FGA	FG%	3FG-FGA	3FG%	FT-FTA	FT%	OFF	DEF	TOT	AVG	PF	A	T	O				
2019-20	Hokies	4-3	92/23.0	12-30	.400	7-18	.389	12-15	.800	0	9	9	2.3	1	0	6	2	1	1	43	10.8
TOTAL		4-3	92/23.0	12-30	.400	7-18	.389	12-15	.800	0	9	9	2.3	1	0	6	2	1	1	43	10.8



JONATHAN KABONGO (kuh-BONGO)

Sophomore | 6-4 | 195
G | Toronto, Canada

High School
Thornlea Secondary

Major: Creative Writing

10

AT THE RIM

- Has yet to see action.
- Played in 21 games in 2018-19.
- Hit a 3-pointer, pulled down two rebounds and swatted a shot against Miami (Fla) in the second round of the ACC Tournament.
- Tied a career high and scored an ACC-high six points at Pitt, while collecting ACC highs in three categories—two rebounds, one assist and a steal in his second-most minutes of the season with 13.
- Scored his first points in ACC action, coming off the bench in the final minute and making a layup versus Syracuse.
- Played in his first league game against Wake Forest .
- Scored his first points as a Hokie against Central Connecticut State, nailing a 3-pointer.
- Played in the season opener against Gardner-Webb, earning his first assist.

CAREER HIGHS

Statistic	Value
Points	6 at Pittsburgh 02/16/19, vs UMES 12/29/18
Rebounds	2 at Pittsburgh 02/16/19, vs Northeastern 11/16/18, vs Miami (FL) 03/13/19
Assists	1 4 times
Steals	1 at Notre Dame 02/23/19, at Pittsburgh 02/16/19, vs South Carolina St. 12/09/18
Blocks	1 vs Miami (FL) 03/13/19
FG Made	2 at Pittsburgh 02/16/19, vs UMES 12/29/18
FG Attempts	5 vs UMES 12/29/18
3FG Made	2 at Pittsburgh 02/16/19
3FG Attempts	4 vs Central Conn. St. 12/01/18, vs UMES 12/29/18
FT Made	1 vs Virginia 02/19/19, vs UMES 12/29/18
FT Attempts	2 vs UMES 12/29/18

GAME-BY-GAME STATS

CAREER STATS

SEASON	TEAM	GP-GS	MIN	Field Goals		3-Point		F-Throws		Rebounds		PF		A		T/O		BLK	STL	PTS	AVG
				FG-FGA	FG%	3FG-FGA	3FG%	FT-FTA	FT%	OFF	DEF	TOT	AVG	PF	A	T	O				
2018-19	Hokies	21-0	102/4.8	11-28	.393	7-22	.318	2-4	.500	0	12	12	0.6	10-0	4	4	1	3	31	1.5	
TOTAL		21-0	102/4.8	11-28	.393	7-22	.318	2-4	.500	0	12	12	0.6	10-0	4	4	1	3	31	1.5	





BRENDAN PALMER

Sophomore | 6-4 | 195
G | Winston-Salem, N.C.

High School
Forsyth Country Day

Major: Public Health

11

2018-19 ACC Academic Honor Roll

AT THE RIM

- Has played in one game.
- Came in off the bench in the final two minutes against Coppin State (11/8) in the home opener, earning his first career rebound and a steal.
- Appeared in four games in the 2018-19 season.
- Played in his first ACC game against Miami (Fl.).
- Appeared versus Central Connecticut State.
- Came in against St. Francis (Pa.).
- College debut was versus Northeastern.
- Member of the National Honor Society.
- Lettered previous season at Calvary Day School, where he also ran track.

CAREER HIGHS


Statistic	Value
Rebounds	1 vs Coppin St. 11/09/19
Steals	1 vs Coppin St. 11/09/19
FG Attempts	2 vs Coppin St. 11/09/19
3FG Attempts	2 vs Coppin St. 11/09/19

GAME-BY-GAME STATS

Opponent	Date	GS	MIN	Total FG-FGA PCT	3-Pointers 3FG-3FGA PCT	Free throws FT-FTA PCT	Rebounds OFF DEF TOT AVG	PF	A	T/O	BLK	STL	PTS	PTS AVG
Coppin St.	11/08/19		02:09	0-2 .000	0-2 .000	0-0 .000	0 1 1 1.0	0	0	0	0	1	0	0.0
Totals		0	02:09	0-2 .000	0-2 .000	0-0 .000	0 1 1 1.0	0	0	0	0	1	0	0.0

CAREER STATS

SEASON	TEAM	GP-GS	MIN	AVG	Field Goals FG-FGA FG%	3-Point 3FG-FGA 3FG%	F-Throws FT-FTA FT%	Rebounds OFF DEF TOT AVG	PF	A	STL	BLK	PTS	PTS AVG
2018-19	Hokies	4-0	3	0.7	0-0 .000	0-0 .000	0-0 .000	0 0 0 0.0	0-0	0	0	0	0	0.0
2019-20	Hokies	1-0	2	2.2	0-2 .000	0-2 .000	0-0 .000	0 1 1 1.0	0-0	0	0	0	1	0.0
TOTAL		5-0	5	1.0	0-2 .000	0-2 .000	0-0 .000	0 1 1 0.2	0-0	0	0	0	1	0.0



P.J. HORNE

Junior | 6-6 | 225
F | Tifton, Ga.

High School
Tift County

Major: Sociology

14

2018-19 ACC Academic Honor Roll

AT THE RIM

- Has played in all four games, starting each contest.
- Has hit at least one 3-pointer in every game this year after only making one last year in 29 games.
- Racked up the second-most points of his career with 14 against Lehigh (11/16), a season high, while collecting five rebounds.
- Tallied nine points for the second straight game, four rebounds and a block versus USC Upstate (11/13).
- Registered nine points – all off 3-pointers – three rebounds, two assists and a steal versus Coppin State (11/8) in the home opener.
- Posted eight points, seven rebounds, two assists and, arguably the most important play of the game, a game-changing dunk to put Tech up three with a minute to go.
- Played in 29 games last season, starting four contests. Posted a season-high 13 points against North Carolina A&T on 5-of-6 shooting with three free throws.

CAREER HIGHS

Statistic	Value
Points	16 vs Iowa 11/28/17
Rebounds	7 vs Miami (FL) 02/03/18, at Clemson 11/06/19
Assists	3 vs Saint Francis (PA) 11/24/18
Steals	1 10 times
Blocks	2 vs South Carolina St. 12/09/18, vs Houston Baptist 11/21/17
FG Made	6 vs VMI 12/06/18, vs Iowa 11/28/17, vs Lehigh 11/16/19
FG Attempts	10 vs Detroit Mercy 11/10/17
3FG Made	3 vs Coppin St. 11/09/19
3FG Attempts	4 at Clemson 11/06/19, vs Coppin St. 11/09/19, vs Lehigh 11/16/19
FT Made	4 vs Iowa 11/28/17, vs N.C. A&T 12/28/17, vs Clemson 02/21/18
FT Attempts	7 vs Miami (FL) 02/03/18

GAME-BY-GAME STATS

Opponent	Date	GS	MIN	Total FG-FGA PCT	3-Pointers 3FG-3FGA PCT	Free throws FT-FTA PCT	Rebounds OFF DEF TOT AVG	PF	A	T/O	BLK	STL	PTS	PTS AVG
at Clemson	11/05/19	*	35:41	3-7 .429	1-4 .250	1-1 1.000	0 7 7 7.0	1	2	1	0	0	8	8.0
Coppin St.	11/08/19	*	22:36	3-5 .600	3-4 .750	0-0 .000	1 2 3 5.0	1	2	1	0	1	9	8.5
USC Upstate	11/13/19	*	25:00	4-7 .571	1-2 .500	0-0 .000	0 4 4 4.7	3	0	1	1	0	9	8.7
Lehigh	11/16/19	*	25:50	6-8 .750	2-4 .500	0-0 .000	4 1 5 4.8	1	0	2	0	0	14	10.0
Totals		4	109:07	16-27 .593	7-14 .500	1-1 1.000	5 14 19 4.8	6	4	5	1	1	40	10.0

CAREER STATS

SEASON	TEAM	GP-GS	MIN	AVG	Field Goals FG-FGA FG%	3-Point 3FG-FGA 3FG%	F-Throws FT-FTA FT%	Rebounds OFF DEF TOT AVG	PF	A	STL	BLK	PTS	PTS AVG	
2017-18	Hokies	28-1	327	11.7	49-83 .590	2-6 .333	28-42 .667	31 36 67 2.4	40-2	2	18	7	4	128	4.6
2018-19	Hokies	29-4	379	13.1	42-74 .568	1-8 .125	12-16 .750	32 33 65 2.2	49-0	10	26	8	5	97	3.3
2019-20	Hokies	4-4	109	27.3	16-27 .593	7-14 .500	1-1 1.000	5 14 19 4.8	6-0	4	5	1	1	40	10.0
TOTAL		61-9	815	13.4	107-184 .582	10-28 .357	41-59 .695	68 83 151 2.5	95-2	16	49	16	10	265	4.3





JALEN CONE

Freshman | 5-10 | 170
G | Walkertown, N.C.

High School
Walkertown

Major: Undecided

15

AT THE RIM

- Has played in all four games.
 - Has hit one 3-pointer in every game this season.
 - Dished out a career-high four assists with eight points and a rebound versus Lehigh (11/16).
 - Was hot from downtown against USC Upstate (11/13), making a career-high three 3-pointers on his way to his first game scoring in double figures with 11 points.
 - Tallied five points and a rebound against Coppin State (11/8) in the home opener.
 - Posted three points and one rebound in eight minutes of action at Clemson (11/5) in the season opener.
 - Walk-on at Four-year letterwinner at Walkertown High School under head coach Kevin Thompson.
 - Averaged 25.7 points and 6.6 assists per game in the 2018-19 season and 35.5 ppg in the 2017-18 season.
 - Won the Frank Spencer Award as the top player in Northwest North Carolina.
 - Top 100 prospect, ranked as the No. 8 point guard in the nation and a four-star prospect by 247Sports.com.
 - Reclassified from the 2020 class and graduated from high school this summer a year early.
 - Ranked 53rd in the ESPN 100 rankings for the Class of 2020.
 - Second-team All-State selection as a junior by USA Today and the North Carolina Basketball Coaches Association.
- Has a daughter named Ivy Faithe Cone.

CAREER HIGHS

Statistic	Value
Points	11 vs USC Upstate 11/14/19
Rebounds	4 times
Assists	4 vs Lehigh 11/16/19
FG Made	4 vs USC Upstate 11/14/19
FG Attempts	7 vs Coppin St. 11/09/19
3FG Made	3 vs USC Upstate 11/14/19
3FG Attempts	4 vs Coppin St. 11/09/19, vs Lehigh 11/16/19

GAME-BY-GAME STATS

Opponent	Date	GS	MIN	Total			3-Pointers			Free throws			Rebounds			PF	A	T/O	BLK	STL	PTS	AVG
				FG	F-GA	PCT	3FG	3FGA	PCT	FT	FT-A	PCT	OFF	DEF	TOT							
at Clemson	11/05/19	08:16	1-2	.500	1-1	1.000	0-0	.000	0	1	1	1.0	0	0	0	0	0	0	0	3	3.0	
Coppin St.	11/08/19	15:45	2-7	.286	1-4	.250	0-0	.000	0	1	1	1.0	2	0	3	0	0	0	5	4.0		
USC Upstate	11/13/19	14:16	4-5	.800	3-3	1.000	0-0	.000	0	1	1	1.0	3	0	1	0	0	11	6.3			
Lehigh	11/16/19	14:46	3-5	.600	2-4	.500	0-0	.000	0	1	1	1.0	2	4	1	0	0	8	6.8			
Totals		0 53:03	10-19	.526	7-12	.583	0-0	.000	0	4	4	1.0	7	4	5	0	0	27	6.8			

CAREER STATS

SEASON	TEAM	GP	GS	MIN	Field Goals			3-Point			F-Throws			Rebounds			Scoring				
					FG	F-GA	FG%	3FG	3FGA	3FG%	FT	FT-A	FT%	OFF	DEF	TOT	AVG	PF	FO	AST	T/O
2019-20	Hokies	4	0	53/13.3	10-19	.526	7-12	.583	0-0	.000	0	4	4	1.0	7-0	4	5	0	0	27	6.8
TOTAL		4-0	53/13.3	10-19	.526	7-12	.583	0-0	.000	0	4	4	1.0	7-0	4	5	0	0	27	6.8	



JOHN OJIAKO (OH-gee-ah-co)

Freshman | 6-10 | 240
F | Lagos, Nigeria

High School
Admiral Farragut

Major: Undecided

21

AT THE RIM

- Has played in all four games.
- Grabbed two rebounds, both offensive, vs. Lehigh (11/16).
- Tallied four points, a career-high three rebounds, including two offensive, two steals and two blocks against USC Upstate (11/13).
- Posted six points, two rebounds and a block against Coppin State (11/8) in the home opener.
- Grabbed his first career rebound at Clemson (11/5) in the season opener.
- Came in off the bench for four minutes and pulled down a rebound at Clemson (11/5).
- Played at Admiral Farragut High School.
- Originally from Nigeria, played his high school basketball first in Kentucky and last year in St. Petersburg, Florida.
- Rated as No. 25 center in the nation and No. 10 player in Florida by ESPN.
- Three-star prospect on 247 Sports and Rivals.com.
- No. 21 player in Florida by 247 Sports.
- Hopes to become a medical doctor.

CAREER HIGHS

Statistic	Value
Points	6 vs Coppin St. 11/09/19
Rebounds	3 vs USC Upstate 11/14/19
Steals	2 vs USC Upstate 11/14/19
Blocks	2 vs USC Upstate 11/14/19
FG Made	2 vs Coppin St. 11/09/19, vs USC Upstate 11/14/19
FG Attempts	4 vs Coppin St. 11/09/19
FT Made	2 vs Coppin St. 11/09/19
FT Attempts	2 vs Coppin St. 11/09/19

GAME-BY-GAME STATS

Opponent	Date	GS	MIN	Total			3-Pointers			Free throws			Rebounds			PF	A	T/O	BLK	STL	PTS	AVG
				FG	F-GA	PCT	3FG	3FGA	PCT	FT	FT-A	PCT	OFF	DEF	TOT							
at Clemson	11/05/19	08:16	1-2	.500	1-1	1.000	0-0	.000	0	1	1	1.0	0	0	0	0	0	0	0	3	3.0	
Coppin St.	11/08/19	15:45	2-7	.286	1-4	.250	0-0	.000	0	1	1	1.0	2	0	3	0	0	0	5	4.0		
USC Upstate	11/13/19	14:16	4-5	.800	3-3	1.000	0-0	.000	0	1	1	1.0	3	0	1	0	0	11	6.3			
Lehigh	11/16/19	14:46	3-5	.600	2-4	.500	0-0	.000	0	1	1	1.0	2	4	1	0	0	8	6.8			
Totals		0 53:03	10-19	.526	7-12	.583	0-0	.000	0	4	4	1.0	7	4	5	0	0	27	6.8			

CAREER STATS

SEASON	TEAM	GP	GS	MIN	Field Goals			3-Point			F-Throws			Rebounds			Scoring				
					FG	F-GA	FG%	3FG	3FGA	3FG%	FT	FT-A	FT%	OFF	DEF	TOT	AVG	PF	FO	AST	T/O
2019-20	Hokies	4	0	47/11.8	4-7	.571	0-0	.000	2-2	1.000	5	3	8	2.0	3-0	0	2	3	2	10	2.5
TOTAL		4-0	47/11.8	4-7	.571	0-0	.000	2-2	1.000	5	3	8	2.0	3-0	0	2	3	2	10	2.5	





TYRECE RADFORD (TIE-ree-se)

Redshirt Freshman | 6-1 | 205
Baton Rouge, La.

High School
Cushing Academ

Major: University Studies

23

AT THE RIM

- Has played in all four games, drawing two starts.
- Pulled down a career-high 11 rebounds, while collecting eight points, two assists and a steal versus Lehigh (11/16).
- In his first career start, tallied four points, three rebounds, two blocks and two steals versus USC Upstate (11/13).
- Scored in double figures against Coppin State (11/8) in the home opener, collecting 10 points, eight rebounds, one assist and two blocks.
- Recorded four points and four rebounds at Clemson (11/5) in the season opener.
- Redshirted last year after being a four-year starter in the state of Louisiana during prep days.
- All-Metro performer at McKinley as a senior.
- Averaged 22.0 points, 6.0 rebounds and 4.0 assists as a senior, leading Panthers to state semifinals.
- Second team All-State as a senior.
- First team all-district and All-Metro and second-team Class 5A all-state performer, averaging 17.8 points, 4.5 rebounds and 4.2 assists as a junior.

CAREER HIGHS

Statistic	Value
Points	10 vs Coppin St. 11/09/19
Rebounds	11 vs Lehigh 11/16/19
Assists	2 vs Lehigh 11/16/19
Steals	2 vs USC Upstate 11/14/19
Blocks	2 vs Coppin St. 11/09/19
FG Made	5 vs Coppin St. 11/09/19
FG Attempts	7 vs Coppin St. 11/09/19
3FG Attempts	2 vs Lehigh 11/16/19
FT Made	2 at Clemson 11/06/19
FT Attempts	2 at Clemson 11/06/19

GAME-BY-GAME STATS

Opponent	Date	GS	MIN	Total		3-Pointers		Free throws		Rebounds				PF	A	T/O	BLK	STL	PTS	AVG
				FG-FGA	PCT	3FG-3FGA	PCT	FT-FTA	PCT	OFF	DEF	TOT	AVG							
at Clemson	11/05/19	04:19	0-0	.000	0-0	.000	0-0	.000	0	1	1	1.0	0	0	0	0	0	0	0	0.0
Coppin St.	11/08/19	14:42	2-4	.500	0-0	.000	2-2	1.000	1	1	2	1.5	2	0	1	1	0	6	3.0	
USC Upstate	11/13/19	15:00	2-2	1.000	0-0	.000	0-0	.000	2	1	3	2.0	1	0	2	2	4	3.3		
Lehigh	11/16/19	13:02	0-1	.000	0-0	.000	0-0	.000	2	0	2	2.0	0	0	1	0	0	2.5		
Totals		0 47:03	4-7	.571	0-0	.000	2-2	1.000	5	3	8	2.0	3	0	2	3	2	10	2.5	

CAREER STATS

SEASON	TEAM	GP-GS	MIN	Field Goals			3-Point		F-Throws		Rebounds				Scoring					
				FG-FGA	FG%	3FG-FGA	3FG%	FT-FTA	FT%	OFF	DEF	TOT	AVG	PF	FO	AST	T/O	BLK	STL	PTS
2019-20	Hokies	4-2	81:20.3	13-19	.684	0-3	.000	2-3	.667	10	17	27	6.8	5-0	4	1	3	3	28	7.0
TOTAL		4-2	81:20.3	13-19	.684	0-3	.000	2-3	.667	10	17	27	6.8	5-0	4	1	3	3	28	7.0



BRANDEN JOHNSON

Graduate Student | 6-8 | 230
F | Garfield Heighs, Ohio

High School / Last School
Garfield Heights / Alabama State

Major: Curriculum and Instruction

24

AT THE RIM

- Has played in two games.
- Earned his first block as a Hokie versus Lehigh (11/16).
- Came in off the bench and played five minutes against Coppin State (11/8) in the home opener, grabbing a rebound.
- A grad transfer from Alabama State that played in 66 games with 46 starts.
- Averaged four points and four rebounds per game in 2018-19.
- Scored in double-figures in three games last season, including a double-double (11 points, 13 rebounds) against Birmingham-Southern.
- 2018-19 Preseason All-SWAC second team pick.

CAREER HIGHS

Statistic	Value
Points	16 at Prairie View 02/24/18
Rebounds	17 at Prairie View 02/24/18
Assists	1 11 times
Steals	2 at Iowa 11/12/17, at South Dakota St. 11/14/17, at Jacksonville St. 11/30/17
Blocks	6 vs Jackson St. 03/01/18
FG Made	7 at Prairie View 02/24/18
FG Attempts	9 at Texas Southern 02/26/18
3FG Attempts	1 at Ark.-Pine Bluff 02/05/18, vs Fort Valley St. 12/29/16
FT Made	6 at Alabama A&M 02/10/18
FT Attempts	12 vs Birmingham-So. 11/15/18

GAME-BY-GAME STATS

Opponent	Date	GS	MIN	Total		3-Pointers		Free throws		Rebounds				PF	A	T/O	BLK	STL	PTS	AVG
				FG-FGA	PCT	3FG-3FGA	PCT	FT-FTA	PCT	OFF	DEF	TOT	AVG							
Coppin St.	11/08/19	04:51	0-0	.000	0-0	.000	0-0	.000	0	1	1	1.0	0	0	0	0	0	0	0.0	
Lehigh	11/16/19	04:29	0-0	.000	0-0	.000	0-0	.000	0	1	1	1.0	0	0	0	1	0	0.0		
Totals		0 09:20	0-0	.000	0-0	.000	0-0	.000	0	2	2	1.0	0	0	0	1	0	0	0.0	

CAREER STATS

SEASON	TEAM	GP-GS	MIN	Field Goals			3-Point		F-Throws		Rebounds				Scoring					
				FG-FGA	FG%	3FG-FGA	3FG%	FT-FTA	FT%	OFF	DEF	TOT	AVG	PF	FO	AST	T/O	BLK	STL	PTS
2016-17	ALST	4-0	8/20	0-3	.000	0-1	.000	0-0	.000	1	0	1	0.3	1-0	0	1	0	0	0.0	
2017-18	ALST	31-31	752/24.3	99-154	.643	0-1	.000	40-108	.370	79	133	212	6.8	74-1	8	37	48	18	238	7.7
2018-19	ALST	31-15	525/16.9	53-85	.624	0-0	.000	27-70	.386	46	68	114	3.7	46-0	3	20	19	7	133	4.3
2019-20	Hokies	2-0	9/4.7	0-0	.000	0-0	.000	0-0	.000	0	2	2	1.0	0-0	0	0	1	0	0.0	
TOTAL FOR Hokies		2-0	9/4.7	0-0	.000	0-0	.000	0-0	.000	0	2	2	1.0	0-0	0	0	1	0	0	0.0
TOTAL		68-46	1294/19.0	152-242	.628	0-2	.000	67-178	.376	126	203	329	4.8	121-1	11	58	68	25	371	5.5





GRANT YATES

Sophomore | 6-8 | 210
F | Gainesville, Va.

High School / Last School
Battlefield / Christopher Newport

Major: Business

13

AT THE RIM

- Due to NCAA transfer rules, will have to sit out this season.
- Walk-on at after transferring from Christopher Newport University.
- At Christopher Newport, he appeared in 19 games as a freshman in the 2018-19 season.
- Scored 17 points and grabbed 11 rebounds on the season.

CAREER HIGHS

GAME-BY-GAME STATS



RYAN PAYNE

Senior | 6-8 | 220
F | Mechansville, Va.

High School
Hanover

Major: Finance

25

AT THE RIM

- Team manager.
- Three-year letterwinner at Hanover High School under head coach Darren Thornton.
- VHSL 4A first-team all-state.
- Conference 20 Player of the Year.
- Three-time all-academic team.

CAREER HIGHS

GAME-BY-GAME STATS



KEVE ALUMA ((Kev-aye))

Junior | 6-9 | 240
F | Berline, Md.

High School/Last School
Stephen Dcatur / Wofford

Major: Human Development

22

AT THE RIM

- Due to NCAA transfer rules, will have to sit out this season.
- Played in 68 games, including starting 34 contests his sophomore season at Wofford.
- Averaged seven points and seven rebounds per game in 2018-19.
- Racked up the second-most rebounds on the team with 239.
- Scored in double figures eight times and recorded two double-doubles
- Had a knack on the offensive glass, ranking fifth in the SoCon with 2.8 offensive rebounds per game in league action.
- In his free time, he enjoys playing soccer.

CAREER HIGHS

Statistic	Value
Points	14 vs Mars Hill 11/23/18, vs The Citadel 01/04/19
Rebounds	12 vs Samford 01/25/19
Assists	4 at Oklahoma 11/18/18
Steals	3 vs Samford 01/25/19
Blocks	3 at Furman 02/23/19, at ETSU 02/08/19, vs VMI 03/09/19
FG Made	6 vs Chattanooga 01/27/19, vs Samford 01/25/19
FG Attempts	9 vs Samford 01/25/19
3FG Attempts	1 at High Point 11/10/18
FT Made	6 vs Mars Hill 11/23/18, at Mercer 02/01/19, vs Seton Hall 03/22/19
FT Attempts	9 at Mercer 02/01/19

CAREER STATS

ALUMA, Keve

SEASON	TEAM	GP-GS	MIN/AVG	Field Goals		3-Point		F-Throws		Rebounds			Scoring							
				FG-FGA	FG%	3FG-FGA	3FG%	FT-FTA	FT%	OFF	DEF	TOT	AVG	PF-FO	AST	TO	BLK	STL	PTS	AVG
2017-18	WOF	33-2	439/13.3	30-53	.566	0-0	.000	24-42	.571	45	68	113	3.4	63-2	18	20	13	6	84	2.5
2018-19	WOF	35-34	930/26.6	94-141	.667	0-1	.000	54-94	.574	92	147	239	6.8	81-3	34	36	31	23	242	6.9
TOTAL FOR Hokies		0-0	0/0.0	0-0	.000	0-0	.000	0-0	.000	0	0	0	0.0	0-0	0	0	0	0	0	0.0



NCAA STATS

Statistic	National Rank	Conference Rank	Value	National Leader	Value	Conference Leader	Value
3-pt Field Goal Attempts (350 ranked)	18	1	124	VMI	174	Virginia Tech	124
Assist Turnover Ratio (350 ranked)	39	4	1.43	Iowa St.	2.21	Notre Dame	1.74
Assists Per Game (350 ranked)	58	4	16.5	Texas Tech	26.0	Louisville	18.0
Blocked Shots Per Game (350 ranked)	111	7	4.0	Georgia Tech	9.5	Georgia Tech	9.5
Defensive Rebounds per Game (350 ranked)	18	4	32.00	Utah	42.67	Georgia Tech	37.50
Fewest Fouls (350 ranked)	56	5	47	TCU	24	Virginia	26
Fewest Turnovers (350 ranked)	131	9	46	Grambling Western Ill.	21	Miami (FL)	34
Field-Goal Percentage (350 ranked)	111	3	46.1	Louisville	56.6	Louisville	56.6
Field-Goal Percentage Defense (350 ranked)	7	3	32.0	Virginia	25.0	Virginia	25.0
Free Throw Attempts (350 ranked)	317	14	43	Western Mich.	140	Pittsburgh	107
Free Throws Made (350 ranked)	300	14	31	Western Mich.	107	NC State	74
Free-Throw Percentage (350 ranked)	119	5	72.1	Western Ill.	85.4	Florida St.	81.8
Offensive Rebounds Per Game (350 ranked)	304	13	8.00	Hampton	18.00	Duke	15.25
Personal Fouls Per Game (350 ranked)	6	3	11.8	Virginia	8.7	Virginia	8.7
Rebound Margin (350 ranked)	122	6	4.5	Grambling	20.5	North Carolina	15.7
Scoring Defense (350 ranked)	9	2	53.0	Virginia	36.7	Virginia	36.7
Scoring Margin (350 ranked)	32	3	22.0	Grambling	53.0	Duke	24.5
Scoring Offense (350 ranked)	149	8	75.0	Grambling	114.0	NC State	86.5
Steals Per Game (350 ranked)	214	10	6.3	Grambling	16.5	Duke	11.8
Three Pt FG Defense (350 ranked)	7	1	20.0	Sacramento St.	9.8	Virginia Tech	20.0
Three-Point Field Goals Per Game (350 ranked)	9	1	11.8	TCU	14.0	Virginia Tech	11.8
Three-Point Field-Goal Percentage (350 ranked)	76	3	37.9	South Dakota	56.0	Louisville	44.3
Total 3-point FGM (350 ranked)	10	1	47	Bryant VMI	58	Virginia Tech	47
Total Assists (349 ranked)	48	3	66	UMass Lowell	107	Louisville	72
Total Blocks (349 ranked)	81	6	16	Harvard Utah Valley	34	Duke	22
Total Rebounds (350 ranked)	78	4	160	UMass Lowell	280	Duke	177
Total Rebounds Per Game (350 ranked)	99	7	40.00	Utah	53.33	North Carolina	49.67
Total Steals (349 ranked)	174	7	25	Eastern Mich.	60	Duke	47
Turnover Margin (346 ranked)	111	7	2.5	Grambling	13.5	Duke	7.5
Turnovers Forced (350 ranked)	199	9	14.00	SFA	27.50	Duke	21.00
Turnovers Per Game (350 ranked)	56	4	11.5	Western Ill.	7.0	Miami (FL)	8.5
Won-Lost Percentage (318 ranked)	1	1	100.0	74 teams tied	100.0	6 teams tied	100.0

Statistic	Player	National Rank	Conference Rank	Value	National Leader	Value	Conference Leader	Value
3-pt Field Goal Attempts (228 ranked)	Landers Nolley II	43	1	32	Makale Foreman, Stony Brook Andrew Robinson, Coppin St.	51	Landers Nolley II, Virginia Tech	32
Assist Turnover Ratio (249 ranked)	Wabissa Bede	41	3	3.75	Jakigh Dottin, Towson	15.00	Leaky Black, North Carolina	4.33
Assists Per Game (233 ranked)	Wabissa Bede	7	2	7.5	Tyrese Haliburton, Iowa St.	10.7	Markell Johnson, NC State	7.7
Blocked Shots Per Game (250 ranked)					James Banks III, Georgia Tech	5.50	James Banks III, Georgia Tech	5.50
Defensive Rebounds per Game (236 ranked)	Wabissa Bede Landers Nolley II	201 201	15 15	5.50 5.50	Tyrn Flowers, LIU	11.00	John Mooney, Notre Dame	9.00
Double Doubles (78 ranked)					Paul Reed, DePaul Nathan Knight, William & Mary Omer Yurtseven, Georgetown	4 4 4	John Mooney, Notre Dame	3
Field-Goal Percentage (229 ranked)	Landers Nolley II	229	11	50.0	Zeke Nnaji, Arizona	84.6	Jay Huff, Virginia	72.7
Free Throw Attempts (234 ranked)					Justin Forrest, Appalachian St.	43	Cole Anthony, North Carolina	25
Free Throws Made (221 ranked)					Justin Forrest, Appalachian St.	33	Chaundee Brown, Wake Forest	21
Free-Throw Percentage (241 ranked)	Nahiem Alleyne	241	16	80.0	29 players tied	100.0	Patrick Williams, Florida St.	100.0
Minutes Per Game (250 ranked)					Alex Caldwell, Southeast Mo. St.	42:58	Elijah Hughes, Syracuse	38:32
Offensive Rebounds Per Game (221 ranked)	Tyrece Radford	221	12	2.50	Omer Yurtseven, Georgetown	6.25	Olivier Sarr, Wake Forest Sam Waardenburg, Miami (FL)	3.75 3.75
Points Per Game (248 ranked)	Landers Nolley II	18	2	22.8	Jordan Roland, Northeastern	31.0	Cole Anthony, North Carolina	27.3
Rebounds Per Game (240 ranked)					Tyrn Flowers, LIU	13.7	John Mooney, Notre Dame	12.5
Steals Per Game (241 ranked)					Ivy Smith, Jr, Grambling	5.00	Khalid Moore, Georgia Tech	4.50
Three-Point Field Goals Per Game (221 ranked)	Landers Nolley II	20	2	3.75	Desmond Bane, TCU	6.00	Cole Anthony, North Carolina	4.33
Three-Point Field-Goal Percentage (192 ranked)	Landers Nolley II	86	4	46.9	Tyler Hagedorn, South Dakota	88.2	Michael Devoe, Georgia Tech	75.0
Total 3-point FGM (235 ranked)	Landers Nolley II	15	1	15	Dru Kuxhausen, McNeese	22	Landers Nolley II, Virginia Tech	15
Total Assists (235 ranked)	Wabissa Bede	5	1	30	Jason Preston, Ohio	37	Wabissa Bede, Virginia Tech	30
Total Blocks (209 ranked)					Hayden Koval, Central Ark.	19	Manny Bates, NC State	16
Total Field Goal Attempts (244 ranked)	Landers Nolley II	31	1	66	Christian Lutete, UMass Lowell	101	Landers Nolley II, Virginia Tech	66
Total Field Goals Made (239 ranked)	Landers Nolley II	15	1	33	Christian Lutete, UMass Lowell	53	Landers Nolley II, Virginia Tech	33
Total Minutes (250 ranked)					Obadiah Noel, UMass Lowell	245:26	Brandon Childress, Wake Forest	144:56
Total Points (235 ranked)	Landers Nolley II	14	1	91	Christian Lutete, UMass Lowell	151	Landers Nolley II, Virginia Tech	91
Total Rebounds (231 ranked)	Tyrece Radford	231	10	27	Patrick Harding, Bryant	63	John Mooney, Notre Dame	50
Total Steals (163 ranked)					Jason Wade, Old Dominion	19	Steffon Mitchell, Boston College	10
Triple Doubles (1 ranked)					Mason Faulkner, Western Caro. Both Gach, Utah Rylan Jones, Utah	1 1 1		



LAST FOUR BOX SCORES

Time: 7:00 pm
Attendance: 7500
Site: Littlejohn Coliseum
Referees: Lee Cassell, Bert Smith, Bill Covington

Table with 3 columns: Team, Points, Rebounds. Rows: Virginia Tech (34, 33, 67), Clemson (37, 23, 60)

Virginia Tech 67

Player performance table for Virginia Tech with columns: #, Player, GS, MIN, FG, 3PT, FT, ORB-DRB, REB, PF, A, TO, BLK, STL, PTS

Team Summary table for Virginia Tech with columns: FG, 3PT, FT, First Half, Second Half, Total

Technical Fouls: (1)
Second Chance Points: 10
Scores Tied: 9 times(s)
Points in the Paint: 16
Fast Break Points: 11

Clemson 60

Player performance table for Clemson with columns: #, Player, GS, MIN, FG, 3PT, FT, ORB-DRB, REB, PF, A, TO, BLK, STL, PTS

Team Summary table for Clemson with columns: FG, 3PT, FT, First Half, Second Half, Total

Technical Fouls: none
Second Chance Points: 7
Scores Tied: 9 times(s)
Points in the Paint: 22
Fast Break Points: 2

Time: 7:00 pm
Attendance: 9275
Site: Cassell Coliseum, Blacksburg, VA
Referees: Scott Arbogast, Tom Clougherty, Ray Styons

Table with 3 columns: Team, Points, Rebounds. Rows: Coppin St. (12, 30, 42), Virginia Tech (35, 39, 74)

Coppin St. 42

Player performance table for Coppin St. with columns: #, Player, GS, MIN, FG, 3PT, FT, ORB-DRB, REB, PF, A, TO, BLK, STL, PTS

Team Summary table for Coppin St. with columns: FG, 3PT, FT, First Half, Second Half, Total

Technical Fouls: none
Second Chance Points: 18
Scores Tied: 0 times(s)
Points in the Paint: 14
Fast Break Points: 2

Virginia Tech 74

Player performance table for Virginia Tech with columns: #, Player, GS, MIN, FG, 3PT, FT, ORB-DRB, REB, PF, A, TO, BLK, STL, PTS

Team Summary table for Virginia Tech with columns: FG, 3PT, FT, First Half, Second Half, Total

Technical Fouls: none
Second Chance Points: 7
Scores Tied: 0 times(s)
Points in the Paint: 22
Fast Break Points: 9

Time: 7:00 pm
Attendance: 8336
Site: Cassell Coliseum, Blacksburg, VA
Referees: Brent Hampton, Jeb Hartness, Mike Eades

Table with 3 columns: Team, Points, Rebounds. Rows: USC Upstate (24, 33, 57), Virginia Tech (38, 42, 80)

USC Upstate 57

Player performance table for USC Upstate with columns: #, Player, GS, MIN, FG, 3PT, FT, ORB-DRB, REB, PF, A, TO, BLK, STL, PTS

Team Summary table for USC Upstate with columns: FG, 3PT, FT, First Half, Second Half, Total

Technical Fouls: none
Second Chance Points: 10
Scores Tied: 2 times(s)
Points in the Paint: 26
Fast Break Points: 2

Virginia Tech 80

Player performance table for Virginia Tech with columns: #, Player, GS, MIN, FG, 3PT, FT, ORB-DRB, REB, PF, A, TO, BLK, STL, PTS

Team Summary table for Virginia Tech with columns: FG, 3PT, FT, First Half, Second Half, Total

Technical Fouls: none
Second Chance Points: 4
Scores Tied: 2 times(s)
Points in the Paint: 26
Fast Break Points: 5

Time: 1:30 pm
Attendance: 9275
Site: Cassell Coliseum, Blacksburg, VA
Referees: Pat Adams, Jeff Fon, Jeffrey Anderson

Table with 3 columns: Team, Points, Rebounds. Rows: Lehigh (32, 21, 53), Virginia Tech (37, 42, 79)

Lehigh 53

Player performance table for Lehigh with columns: #, Player, GS, MIN, FG, 3PT, FT, ORB-DRB, REB, PF, A, TO, BLK, STL, PTS

Team Summary table for Lehigh with columns: FG, 3PT, FT, First Half, Second Half, Total

Technical Fouls: none
Second Chance Points: 8
Scores Tied: 4 times(s)
Points in the Paint: 18
Fast Break Points: 2

Virginia Tech 79

Player performance table for Virginia Tech with columns: #, Player, GS, MIN, FG, 3PT, FT, ORB-DRB, REB, PF, A, TO, BLK, STL, PTS

Team Summary table for Virginia Tech with columns: FG, 3PT, FT, First Half, Second Half, Total

Technical Fouls: none
Second Chance Points: 10
Scores Tied: 4 times(s)
Points in the Paint: 26
Fast Break Points: 8



COMBINED SEASON STATS

Game Records

Record	Overall	Home	Away	Neutral
ALL GAMES	4-0	3-0	1-0	0-0
CONFERENCE	1-0	0-0	1-0	0-0
NON-CONFERENCE	3-0	3-0	0-0	0-0

Score by Periods

Team	1st	2nd	OT	TOT
Virginia Tech	144	156	0	300
Opponents	105	107	0	212

Team Box Score

No.	Player	Total			3-Point		F-Throw		Rebounds				Other				PTS		AVG			
		GP-GS	MIN	AVG	FG-FGA	FG%	3FG-FGA	3FG%	FT-FTA	FT%	OFF	DEF	TOT	AVG	PF	DQ	A	TO		BLK	STL	
2	NOLLEY II, Landers	4-4	126:38	31.7	33-66	.500	15-32	.469	10-15	.667	1	22	23	5.8	6	0	8	15	2	6	91	22.8
4	ALLEYNE, Nahiem	4-3	92:08	23.0	12-30	.400	7-18	.389	12-15	.800	0	9	9	2.3	1	0	6	2	1	1	43	10.8
14	HORNE, P.J.	4-4	109:07	27.3	16-27	.593	7-14	.500	1-1	1.000	5	14	19	4.8	6	0	4	5	1	1	40	10.0
23	RADFORD, Tyrece	4-2	81:09	20.3	13-19	.684	0-3	.000	2-3	.667	10	17	27	6.8	5	0	4	1	3	3	28	7.0
15	CONE, Jalen	4-0	53:03	13.3	10-19	.526	7-12	.583	0-0	.000	0	4	4	1.0	7	0	4	5	0	0	27	6.8
0	CATTOOR, Hunter	4-1	93:46	23.4	9-24	.375	7-20	.350	0-0	.000	1	12	13	3.3	2	0	6	3	2	3	25	6.3
3	BEDE, Wabissa	4-4	106:57	26.7	8-22	.364	2-8	.250	3-4	.750	0	22	22	5.5	8	0	30	8	2	6	21	5.3
1	WILKINS, Isaiah	4-2	78:40	19.7	6-25	.240	2-15	.133	1-3	.333	5	16	21	5.3	9	1	4	5	1	2	15	3.8
21	OJIAKO, John	4-0	47:03	11.8	4-7	.571	0-0	.000	2-2	1.000	5	3	8	2.0	3	0	0	2	3	2	10	2.5
24	JOHNSON, Branden	2-0	09:20	4.7	0-0	.000	0-0	.000	0-0	.000	0	2	2	1.0	0	0	0	0	1	0	0	0.0
11	PALMER, Brendan	1-0	02:09	2.2	0-2	.000	0-2	.000	0-0	.000	0	1	1	1.0	0	0	0	0	0	1	0	0.0
Team											5	6	11				0					
Total		4			111-241	.461	47-124	.379	31-43	.721	32	128	160	40.0	47	1	66	46	16	25	300	75.0
Opponents		4			77-241	.320	23-115	.200	35-49	.714	41	101	142	35.5	49	-	37	56	6	20	212	53.0

Team Statistics

	Hokies	OPP
Scoring	300	212
Points per game	75	53.0
Scoring margin	+22.0	-
Field goals-att	111-241	77-241
Field goal pct	.461	.320
3 point fg-att	47-124	23-115
3-point FG pct	.379	.200
3-pt FG made per game	11.8	5.8
Free throws-att	31-43	35-49
Free throw pct	.721	.714
F-Throws made per game	7.8	8.8
Rebounds	160	142
Rebounds per game	40.0	35.5
Rebounding margin	+4.5	-
Assists	66	37
Assists per game	16.5	9.3
Turnovers	46	56
Turnovers per game	11.5	14.0
Turnover margin	+2.5	-
Assist/turnover ratio	1.4	0.7
Steals	25	20
Steals per game	6.3	5.0
Blocks	16	6
Blocks per game	4.0	1.5
Winning streak	4	-
Home win streak	3	-
Attendance	27086	7500
Home games-Avg/Game	3-9029	1-7500
Neutral site-Avg/Game	-	0-0

Team Results

Date	Opponent		Score	Att.
11/05/19	at Clemson	W	67-60	7500
11/08/19	Coppin St.	W	74-42	9275
11/13/19	USC Upstate	W	80-57	8536
11/16/19	Lehigh	W	79-53	9275



CONFERENCE SEASON STATS

Player	Overall Statistics										Conference Statistics									
	GP-GS	MIN/G	FG%	3FG%	FT%	R/G	A/G	STL	BLK	PTS/G	GP-GS	MIN/G	FG%	3FG%	FT%	R/G	A/G	STL	BLK	PTS/G
NOLLEY II, Landers	4-4	31.7	.500	.469	.667	5.8	2.0	6	2	22.8	1-1	37.0	.522	.500	.500	5.0	0.0	2	0	30.0
ALLEYNE, Nahiem	4-3	23.0	.400	.389	.800	2.3	1.5	1	1	10.8	1-0	22.7	.222	.333	.833	3.0	1.0	1	0	11.0
HORNE, P.J.	4-4	27.3	.593	.500	1.000	4.8	1.0	1	1	10.0	1-1	35.7	.429	.250	1.000	7.0	2.0	0	0	8.0
RADFORD, Tyrece	4-2	20.3	.684	.000	.667	6.8	1.0	3	3	7.0	1-0	12.5	.500	.000	1.000	4.0	0.0	0	0	4.0
CONE, Jalen	4-0	13.3	.526	.583	.000	1.0	1.0	0	0	6.8	1-0	8.3	.500	1.000	.000	1.0	0.0	0	0	3.0
CATTOOR, Hunter	4-1	23.4	.375	.350	.000	3.3	1.5	3	2	6.3	1-1	27.2	.000	.000	.000	4.0	0.0	0	0	0.0
BEDE, Wabissa	4-4	26.7	.364	.250	.750	5.5	7.5	6	2	5.3	1-1	31.7	.500	.000	.750	8.0	6.0	0	1	7.0
WILKINS, Isaiah	4-2	19.7	.240	.133	.333	5.3	1.0	2	1	3.8	1-1	20.6	.143	.200	.333	6.0	2.0	1	0	4.0
OJIAKO, John	4-0	11.8	.571	.000	1.000	2.0	0.0	2	3	2.5	1-0	4.3	.000	.000	.000	1.0	0.0	0	0	0.0
JOHNSON, Branden	2-0	4.7	.000	.000	.000	1.0	0.0	0	1	0.0	0-0	0.0	.000	.000	.000	0.0	0.0	0	0	0.0
PALMER, Brendan	1-0	2.2	.000	.000	.000	1.0	0.0	1	0	0.0	1-0	0.6	.000	.000	.000	0.0	0.0	0	0	0.0
Totals	4		.461	.379	.721	40.0	16.5	25	16	75.0	1		.386	.333	.700	44.0	11.0	4	1	67.0
Opponent	4		.320	.200	.714	35.5	9.3	20	6	53.0	1		.344	.241	.600	36.0	9.0	4	2	60.0

Scoring

Player	Overall Statistics								Conference Statistics							
	FG-FGA	FG%	3FG-3FGA	3FG%	FT-FTA	FT%	PTS	PTS/G	FG-FGA	FG%	3FG-3FGA	3FG%	FT-FTA	FT%	PTS	PTS/G
NOLLEY II, Landers	33-66	.500	15-32	.469	10-15	.667	91	22.8	12-23	.522	4-8	.500	2-4	.500	30	30.0
ALLEYNE, Nahiem	12-30	.400	7-18	.389	12-15	.800	43	10.8	2-9	.222	2-6	.333	5-6	.833	11	11.0
HORNE, P.J.	16-27	.593	7-14	.500	1-1	1.000	40	10.0	3-7	.429	1-4	.250	1-1	1.000	8	8.0
RADFORD, Tyrece	13-19	.684	0-3	.000	2-3	.667	28	7.0	1-2	.500	0-0	.000	2-2	1.000	4	4.0
CONE, Jalen	10-19	.526	7-12	.583	0-0	.000	27	6.8	1-2	.500	1-1	1.000	0-0	.000	3	3.0
CATTOOR, Hunter	9-24	.375	7-20	.350	0-0	.000	25	6.3	0-3	.000	0-2	.000	0-0	.000	0	0.0
BEDE, Wabissa	8-22	.364	2-8	.250	3-4	.750	21	5.3	2-4	.500	0-1	.000	3-4	.750	7	7.0
WILKINS, Isaiah	6-25	.240	2-15	.133	1-3	.333	15	3.8	1-7	.143	1-5	.200	1-3	.333	4	4.0
OJIAKO, John	4-7	.571	0-0	.000	2-2	1.000	10	2.5	0-0	.000	0-0	.000	0-0	.000	0	0.0
JOHNSON, Branden	0-0	.000	0-0	.000	0-0	.000	0	0.0	0-0	.000	0-0	.000	0-0	.000	0	0.0
PALMER, Brendan	0-2	.000	0-2	.000	0-0	.000	0	0.0	0-0	.000	0-0	.000	0-0	.000	0	0.0
Totals	111-241	.461	47-124	.379	31-43	.721	300	75.0	22-57	.386	9-27	.333	14-20	.700	67	67.0
Opponent	77-241	.320	23-115	.200	35-49	.714	212	53.0	22-64	.344	7-29	.241	9-15	.600	60	60.0

Totals

Player	Overall Statistics										Conference Statistics									
	O-REB	D-REB	TOTAL	PF	FO	A	TO	A/TO	HI	PTS	O-REB	D-REB	TOTAL	PF	FO	A	TO	A/TO	HI	PTS
NOLLEY II, Landers	1	22	23	6	0	8	15	0.5	30	1	4	5	3	0	0	5	0.0	30	30	
ALLEYNE, Nahiem	0	9	9	1	0	6	2	3.0	18	0	3	3	1	0	1	1	1.0	11	11	
HORNE, P.J.	5	14	19	6	0	4	5	0.8	14	0	7	7	1	0	2	1	2.0	8	8	
RADFORD, Tyrece	10	17	27	5	0	4	1	4.0	10	1	3	4	1	0	0	0	0.0	4	4	
CONE, Jalen	0	4	4	7	0	4	5	0.8	11	0	1	1	0	0	0	0	0.0	3	3	
CATTOOR, Hunter	1	12	13	2	0	6	3	2.0	11	0	4	4	1	0	0	1	0.0	0	0	
BEDE, Wabissa	0	22	22	8	0	30	8	3.8	7	0	8	8	3	0	6	3	2.0	7	7	
WILKINS, Isaiah	5	16	21	9	1	4	5	0.8	7	4	2	6	5	1	2	2	1.0	4	4	
OJIAKO, John	5	3	8	3	0	0	2	0.0	6	0	1	1	0	0	0	0	0.0	0	0	
JOHNSON, Branden	0	2	2	0	0	0	0	0.0	0	0	0	0	0	0	0	0	0.0	0	0	
PALMER, Brendan	0	1	1	0	0	0	0	0.0	0	0	0	0	0	0	0	0	0.0	0	0	
Totals	32	128	160	47	1	66	46	1.4	80	9	35	44	15	1	11	13	0.8	67	67	
Opponent	41	101	142	49	-	37	56	0.7	60	8	28	36	16	-	9	8	1.1	60	60	





0
Hunter CATTOOR
G | 6-3 | 205 | Fr.
Orlando, Fla.
(cuh-TOUR)



1
Isaiah WILKINS
G | 6-4 | 225 | So.
Winston-Salem, N.C.



2
Landers NOLLEY II
G/F | 6-7 | 225 | r-Fr.
Atlanta, Ga.
(NAH-lee)



3
Wabissa BEDE
G | 6-0 | 200 | Jr.
North Andover, Mass.
(wa-BEE-sah BEE-dee)




4
Nahiem Alleyne
G | 6-3 | 195 | Fr.
Buford, Ga.
(na-HEEM ah-LEAN)



10
Jonathan KABONGO
G | 6-4 | 195 | So.
Toronto, Canada
(kuh-BONGO)



11
Brendan PALMER
G | 6-4 | 195 | So.
Winston-Salem, N.C.



13
Grant YATES
F | 6-8 | 210 | So.
Gainesville, Va.



14
P.J. HORNE
F | 6-6 | 225 | Jr.
Tifton, Ga.



15
Jalen CONE
G | 5-10 | 170 | Fr.
Walkertown, N.C.



21
John Ojiako
F | 6-10 | 240 | Fr.
Lagos, Nigera
(OH-gee-ah-co)



22
Keve ALUMA
F | 6-9 | 240 | Jr.
Berlin, Md.
(Kev-aye)



23
Tyrece RADFORD
G | 6-1 | 205 | r-Fr.
Baton Rouge, La.
(TIE-reese)



24
Branden JOHNSON
F | 6-8 | 230 | r-Sr.
Garfield Heights, Ohio



25
Ryan PAYNE
F | 6-8 | 220 | Jr.
Mechanicsville, Va.



Mike YOUNG
Head Coach
Emory & Henry, 1986



Chester FRAZIER
Associate Head Coach
Illinois, 2009



Christian WEBSTER
Assistant Coach
Harvard, 2013



Antwon JACKSON
Assistant Coach
Pikeville, 1993

