



HOKIES

2019-20 Virginia Tech Men's Basketball Game Notes

Game Info

Wednesday, Nov. 13 | Game 3
Cassell Coliseum | Blacksburg, Va.

On the Call

Bryant Johnson (PxP)
Mack McCarthy (Analyst)

Schedule

INFORMATION

Virginia Tech Hokies



Record..... 2-0, 1-0 ACC
Starters R/L..... 1/4
Head Coach..... Mike Young
Record at Tech (Years)..... 2-0 (1st)

USC Upstate Spartans



Record..... 1-2, 0-0 Big South
Starters R/L..... 2/3
Head Coach..... Dave Dickerson
Record at Upstate (Years)..... 7-28 (2nd)

NUMBERS TO KNOW

3

• In his first 57 games with the Hokies, forward P.J. Horne had just three 3-pointers to his name. Against Coppin State, the junior drained three shots from downtown.

8

• With his eight assists per game average through the first week of the year, Wabissa Bede finds himself tied for first in the ACC rankings with Louisville's Darius Perry (8.0 apg).

10

• It's been at least over a decade since the last time two Tech freshmen scored in double figures in the Hokies' first two games of the season (Nahiem Alleyne, Landers Nolley).

PROJECTED STARTERS

#	Name	P	R	A	B	S
1	Isaiah Wilkins (G)	5.5	6.5	1.0	0.0	1.0
2	Landers Nolley (G/F)	20.5	6.0	0.5	0.5	1.5
3	Wabissa Bede (G)	5.0	8.5	8.0	0.5	1.0
4	Nahiem Alleyne (G)	14.5	2.5	0.5	0.0	0.5
14	P.J. Horne (F)	8.5	5.0	2.0	0.0	0.5

AT THE RIM

- The Virginia Tech men's basketball team will play host to USC Upstate on Wednesday, which will mark the 800th men's basketball game played in Cassell Coliseum.
- In a surprising turn of events, the Spartans walked out of Cassell the last time they visited with a W, defeating Tech 64-63 on Nov. 9, 2013.
- Young faced USC Upstate once when he was at Wofford, earning a 79-61 victory on Nov. 18, 2010 at the Charleston Classic on a neutral site.
- The Hokies are looking to start 3-0 for the the third straight season.
- In its 74-42 win over Coppin State last Friday, Tech led for over 39 minutes, jumping out to a 27-3 lead and never looked back thanks to 11 made 3-pointers and 16 forced turnovers.

WHO TO WATCH



- Scoring in double figures for the second straight game, freshman Nahiem Alleyne dropped 18 points on Coppin St.
- Alleyne, a sharp-shooting lefty, made the Eagles pay from deep, netting four shots from behind the arc.

- After scoring just four points in 13 minutes of action off the bench against Clemson, redshirt freshman Tyrece Radford stepped up last Friday night.
- The guard made five field goals for 10 points and pulled down eight rebounds.



LAST TIME OUT

- Tech extended its already school-record home nonconference winning streak, improving to 25 games with its 32-point win over Coppin State in Young's first game in Cassell.
- In a balanced attack, eight Hokies scored five or more points.

NOVEMBER

5	AT CLEMSON* (ESPNU)	W, 67-60
8	COPPIN STATE (ACCNX)	W, 74-42
13	USC UPSTATE (ACCNX)	7 P.M.
16	LEHIGH (ACCNX)	1:30 P.M.
20	DELAWARE STATE (ACCNX)	7 P.M.
25	(1) VS. NO. 3/1 MICHIGAN STATE (ESPN2)	5 P.M.
26	(1) VS. GEORGIA/DAYTON (ESPN/ESPN2)	TBA
27	(1) VS. TBA (ESPN/ESPN2/ESPNU)	TBA

DECEMBER

6	NO. 2/4 DUKE* (ACCN)	7 P.M.
11	CHATTANOOGA (ACCNX)	8:30 P.M.
15	GARDNER-WEBB (ACCNX)	1:30 P.M.
21	VMI (ACCNX)	4 P.M.
29	MARYLAND EASTERN SHORE (ACCNX)	6 P.M.

JANUARY

4	AT NO. 9/9 VIRGINIA* (RSN)	2 P.M.
7	AT [--/RV] SYRACUSE* (ACCN)	9 P.M.
11	[--/RV] NC STATE* (RSN)	2 P.M.
14	AT WAKE FOREST* (ACCN)	9 P.M.
18	[--/RV] SYRACUSE* (RSN)	NOON
22	NO. 6/11 NORTH CAROLINA* (ACCN)	8 P.M.
25	AT BOSTON COLLEGE* (ESPN2/ESPNU)	2 P.M.
28	AT MIAMI (FLA.)* (ACCN)	8 P.M.

FEBRUARY

1	[RV/RV] FLORIDA STATE* (RSN)	4 P.M.
4	AT GEORGIA TECH* (ESPN/ESPN2/ESPNU/ACCN)	7 P.M.
8	BOSTON COLLEGE* (RSN)	NOON
15	PITT* (ACCN)	6/8 P.M.
19	MIAMI (FLA.)* (RSN)	9 P.M.
22	AT NO. 2/4 DUKE* (ESPN/ESPN2/ESPNU/ACCN)	4 P.M.
26	NO. 9/9 VIRGINIA* (ESPN/ESPN2/ESPNU/ACCN)	7 P.M.

MARCH

1	AT NO. 4/5 LOUISVILLE* (ACCN)	6 P.M.
4	CLEMSON* (ACCN)	7 P.M.
7	AT NOTRE DAME* (ACCN)	2/4 P.M.
10-14	(2) VS. TBA (ESPN/ESPN2/ACCN)	TBA

* ACC MATCH | AP POLL RANKING/COACHES' POLL RANKING

1 - MAUI INVITATIONAL (MAUI, HAWAII)

2 - ACC TOURNAMENT (GREENSBORO, N.C.)

VIRGINIA TECH CONTACT INFO

Lance Dozier | Phone: (507) 993-1898 | Email: lance17@vt.edu
Assistant Director, Strategic Communications
Matt Johnson | Phone: (336) 692-2690 | Email: mattj3@vt.edu
Student Assistant, Strategic Communications

Social



@HokiesMBB



@HokiesMBB



/HokieSports



AP Top 25 Poll - Week 1

Nov. 11 | *Opponents in italics*

#	Team (1st place)	Record	Points
1	Kentucky (64)	2-0	1622
2	<i>Duke</i>	2-0	1538
3	<i>Michigan State</i>	1-1	1451
4	<i>Louisville (1)</i>	2-0	1425
5	Kansas	1-1	1354
6	<i>North Carolina</i>	2-0	1187
7	Maryland	2-0	1166
8	Gonzaga	2-0	1136
9	<i>Virginia</i>	2-0	1134
10	Villanova	1-0	1064
11	Texas Tech	2-0	888
12	Seton Hall	2-0	869
13	Memphis	2-0	828
14	Oregon	2-0	804
15	Florida	1-1	616
16	Ohio State	2-0	544
17	Utah State	2-0	507
18	Saint Mary's	1-0	438
19	Arizona	2-0	415
20	Washington	1-0	373
21	Xavier	2-0	370
22	Auburn	2-0	247
23	LSU	1-0	237
24	Baylor	1-1	179
25	Colorado	1-0	151

Receiving Votes: VCU 137, *Florida State* 112, Texas 95, Marquette 67, Tennessee 49, Providence 23, Purdue 21, Houston 18, Utah 14, Missouri 13, Arkansas 11, Mississippi State 9, Georgetown 4, Liberty 3, San Diego State 2, Creighton 1, Vermont 1, Dayton 1

Coaches' Top 25 Poll - Preseason

Oct. 24 | *Opponents in italics*

#	Team (1st place)	Record	Points
1	<i>Michigan State (30)</i>	0-0	792
2	Kentucky	0-0	734
3	Kansas (1)	0-0	687
4	<i>Duke (1)</i>	0-0	683
5	<i>Louisville</i>	0-0	670
6	Florida	0-0	619
7	Gonzaga	0-0	544
8	Maryland	0-0	536
9	<i>Virginia</i>	0-0	532
10	Villanova	0-0	531
11	<i>North Carolina</i>	0-0	503
12	Texas Tech	0-0	417
13	Seton Hall	0-0	403
14	Oregon	0-0	344
15	Memphis	0-0	331
16	Ohio State	0-0	280
17	Arizona	0-0	229
18	Baylor	0-0	228
19	Utah State	0-0	218
20	Saint Mary's	0-0	163
21	Xavier	0-0	149
22	Purdue	0-0	123
23	Auburn	0-0	105
24	LSU	0-0	86
25	Tennessee	0-0	78

Receiving Votes: VCU 76, Marquette 62, Washington 59, *Florida State* 47, Michigan 28, Colorado 28, Houston 17, Creighton 13, Davidson 11, USC 9, Providence 8, Mississippi State 7, Wisconsin 6, Syracuse 6, Texas 6, UCLA 6, Georgetown 6, Dayton 5, Liberty 5

GENERAL INFORMATION

University Name	Virginia Tech
Location	Blacksburg, Va.
Founded	1872
Enrollment	34,000
President	Dr. Timothy Sands
Director of Athletics	Whit Babcock
Nickname	Hokies
Mascot	Hokie Bird
Colors	Chicago Maroon and Burnt Orange
Affiliation	NCAA Division I
Conference	Atlantic Coast
Home Court	Cassell Coliseum
Capacity	9,275

INFORMATION

2018-19 Record	26-9
Conference Record/Finish	12-6 (5th in ACC)
Starters Returning/Lost	1/4
Letterwinners Returning/Lost	4/5
Newcomers	10 (4 freshmen, 3 transfers, 2 redshirts, 1 walk-on)

STAFF

Head Coach	Mike Young (Emery & Henry, 1986)
Virginia Tech Record/Years	0-0 / first season
Overall Record/Years	299-244 / 17 years
Associate Head Coach	Chester Frazier (Illinois, 2009)
Assistant Coach	Antwon Jackson (Pikeville, 1993)
Assistant Coach	Christian Webster (Harvard, 2013)
Chief of Staff	Stephanie Ballein (Virginia Tech, 1990, 1995)
Special Assistant to the Head Coach	Kevin Giltner (Wofford, 2012)
Special Assistant for Recruiting	Matt Olinger (Liberty, 2007)
Director of Player Personnel	Ryan Nadeau (Michigan State, 2016)
Director, Sports Medicine	Hisham Ziyout (Salisbury, 2015)
Coordinator of Basketball Relations	Ace Custis (Virginia Tech, 1997)
Senior Director, Strength & Conditioning	David Land (App State, 2011)
Assistant Director, Equipment Services	Bruce Garnes (Virginia Tech, 1994, 1996)
Graduate Assistant	Chakiris Moss (Greensboro, 2013)
Graduate Assistant	Will Stigall (Wofford, 2019)
Administrative Assistant	Isabelle Schneiderman (Virginia Tech, 2019)

ROSTER

No.	Name	Pos.	Ht.	Wt.	Cl.	Hometown	High School/Last School
0	Hunter Cattoor	G	6-3	205	Fr.	Orlando, Fla.	Bishop Moore
1	Isaiah Wilkins	G	6-4	225	So.	Winston-Salem, N.C.	Mount Tabor
2	Landers Nolley II	G/F	6-7	225	r-Fr.	Fairburn, Ga.	Langston Hughes
3	Wabissa Bede	G	6-0	200	Jr.	North Andover, Mass.	Cushing Academy
4	Nahiem Alleyne	G	6-3	195	Fr.	Buford, Ga.	Mountain View
10	Jonathan Kabongo	G	6-4	195	So.	Toronto, Canada	Thornlea Secondary
11	Brendan Palmer	G	6-4	195	So.	Winston-Salem, N.C.	Forsythe Country Day
13	Grant Yates	F	6-8	210	So.	Gainesville, Va.	Battlefield/Christopher Newport
14	P.J. Horne	F	6-6	225	Jr.	Tifton, Ga.	Tift County
15	Jalen Cone	G	5-10	170	Fr.	Walkertown, N.C.	Walkertown
21	John Ojiako	F	6-10	240	Fr.	Lagos, Nigeria	Admiral Farragut
22	Keve Aluma	F	6-9	240	Jr.	Berlin, Md.	Stephen Decatur/Wofford
23	Tyrece Radford	G	6-1	205	r-Fr.	Baton Rouge, La.	McKinley
24	Branden Johnson	F	6-8	230	r-Sr.	Garfield Heights, Ohio	Garfield Heights/Alabama St.
25	Ryan Payne	F	6-8	220	Jr.	Mechanicsville, Va.	Hanover

PRONUNCIATIONS

Nahiem Alleyne	na-HEEM ah-LEAN	Jonathan Kabongo	kuh-BONGO
Keve Aluma	Kev-aye	Landers Nolley II	NAH-lee
Wabissa Bede	wa-BEE-sah BEE-dee	John Ojiako	OH-gee-ah-co
Hunter Cattoor	cuh-TOUR	Tyrece Radford	TIE-reese





2019-20 ACC Standings

#	Team	Overall	ACC	Pct.
1.	No. 4/5 Louisville	2-0	1-0	1.000
	No. 6/11 North Carolina	2-0	1-0	1.000
	No. 9/9 Virginia	2-0	1-0	1.000
	Boston College	2-0	1-0	1.000
	Georgia Tech	2-0	1-0	1.000
	Virginia Tech	2-0	1-0	1.000
	Pitt	1-1	1-0	.500
8.	No. 2/4 Duke	2-0	0-0	1.000
9.	Clemson	2-1	0-1	.667
	[RV/RV] Florida State	1-1	0-1	.500
	Miami (Fla.)	1-1	0-1	.500
	[--/RV] NC State	1-1	0-1	.500
	Notre Dame	1-1	0-1	.500
	Wake Forest	1-1	0-1	.500
	[--/RV] Syracuse	0-1	0-1	.000

2019-20 Preseason ACC Coaches' Poll

#	Team (First-place votes)	Points
1.	Duke (51)	1564
2.	North Carolina (19)	1493
3.	Louisville (29)	1448
4.	Virginia (12)	1405
5.	Florida State	1157
6.	NC State	1038
7.	Notre Dame	915
8.	Syracuse	910
9.	Miami (Fla.)	768
10.	Pitt	577
11.	Clemson	564
12.	Georgia Tech	437
13.	Boston College	382
14.	Virginia Tech	334
15.	Wake Forest	328

Preseason All-ACC Team

First Team

Jordan Nwora, Louisville, 95
 Tre Jones, Duke, 89
 Cole Anthony, North Carolina, 81
 John Mooney, Notre Dame, 51
 Mamadi Diakite, Virginia, 49

Second Team

Markell Johnson, NC State, 39
 Vernon Carey Jr., Duke, 19
 Chris Lykes, Miami, 18
 Garrison Brooks, North Carolina, 11
 Trent Forrest, Florida State, 11

Preseason ACC Freshman of the Year

Cole Anthony, North Carolina, 89
 Vernon Carey Jr., Duke, 8
 Wendell Moore Jr., Duke, 5
 Casey Morsell, Virginia, 3
 Cassius Stanley, Duke, 3
 Matthew Hurt, Duke, 3

Preseason ACC Player of the Year

Jordan Nwora, Louisville, 55
 Cole Anthony, North Carolina, 31
 Tre Jones, Duke, 19
 John Mooney, Notre Dame, 3
 Mamadi Diakite, Virginia, 2
 Markell Johnson, NC State, 1

A WIN WOULD

- Extend Tech's home nonconference winning streak to 26 games, which dates all the way back to Nov. 11, 2016, an 80-67 win over Maine.
- Be Mike Young's third win of the season and second at Cassell, making him 33-5 his last two seasons at his respective schools.
- Keep him perfect against USC Upstate, improving his record versus the Spartans to 2-0.
- Move Tech to owning a 2-1 all-time record in the series with USC Upstate and get revenge from its recent loss in the series (2013).

SHARING THE ROCK

- According to KenPom, a Virginia Tech alum by the way, Wabissa Bede is one of the best in the nation in assist rate (assists divided by FGs made by player's teammates while he is on the court.)
- He ranks ninth nationally through the first week of the season and has the fourth-best mark among high-major players that have played in two games.

Player	A-Rate	Assists	GP
Ethan Anderson (USC)	68.4	17	2
Lindsey Drew (Nevada)	56.5	15	2
Xavier Pinson (Missouri)	52.0	11	2
Wabissa Bede (Virginia Tech)	51.1	16	2

HE'S MORE THAN A POINT GUARD

- Junior Wabissa Bede, who has only scored in double figures three times in his career out of 65 games, has gotten it done in other ways so far this season with the Hokies.
- Known as a stocky guy, weighing 200 pounds, Bede has been a force on the boards so far, as well as playing the distributor role, a role he played sparingly the last two years with the all-time assists leader, Justin Robinson, running the point.
- In his most recent game, Bede almost did something that hasn't happened in three years, a double-double with just rebounds and assists, collecting 10 assists and nine rebounds against Coppin State last Friday night. (Chris Clarke on Dec. 17, 2016 with a triple-double).
- And speaking of Robinson, the last time a player had 10 assists after Bede's night versus Coppin State was when Robinson tallied the single-game school record with 13 versus Central Connecticut State on Dec. 1, 2018.
- Bede joked afterward that once he cracked 10 midway through the second half that he was going to break J-Rob's record.

SO, WHY ARE THEY PLAYING WELL?

- If you look at the first two games the Hokies have played in the Mike Young era, two things stick out - solid shot selection and a defense that puts in the work.
- According to KenPom, Tech has the 32nd-best adjusted defense metric (number of points allowed per 100 possessions) nationally with an 89.3 average and ranks fourth in effective field-goal percentage (similar to regular field goal percentage except that it gives 50% more credit for made 3-pointers).
- Tech ranks No. 37 in the nation for 3-point field-goal percentage, owning a 42.6 clip. Last year, it shot 38.1 percent, finishing 40th in the land.

THE FEW, THE PROUD

- After six nights of action, there are only 32 players that have scored 30 or more points in Division I game this winter.
- Of the 32, just eight are high-major players (ACC, American, BIG EAST, Big 12, B1G, SEC, Pac-12), including Tech's Landers Nolley.
- Anthony and Nolley were the only two though to do it against a high-major opponent.

Player	Opponent	Score
Markus Howard (Marquette)	Loyola Maryland	38
Cole Anthony (UNC)	Notre Dame	34
Mason Jones (Arkansas)	Rice	32
Anthony Mathis (Oregon)	Boise State	30
Mustapha Heron (St. John's)	Central Conn. St.	30
Jared Butler (Baylor)	Central Arkansas	30
Kira Lewis Jr. (Alabama)	Penn	30
Landers Nolley (Virginia Tech)	Clemson	30

ELITE COMPANY

- After scoring a little under half of the Hokies' points against Clemson, Landers Nolley found himself in elite company among league peers.
- The small forward scored the fourth-most points by an ACC freshman in a debut, joining preseason ACC Freshman of the Year Cole Anthony of North Carolina this week with each totaling at least 30.

Player	Opponent	Date	Points
Cole Anthony (UNC)	Notre Dame	Nov. 6, 2019	34
RJ Barrett (Duke)	Kentucky	Nov. 6, 2018	33
J.J. Hickson (NC State)	William & Mary	Nov. 15, 2007	31
Landers Nolley (VT)	Clemson	Nov. 5, 2019	30
Ishua Benjamin (NC State)	Prairie View	Nov. 26, 1994	29
Ivan Wagner (NC State)	VMI	Nov. 25, 1995	29
Zion Williamson (Duke)	Kentucky	Nov. 6, 2018	28
Sylvan Landesberg (UVA)	VMI	Nov. 16, 2008	28
Rashad McCants (UNC)	Penn State	Nov. 18, 2002	28

DIAPER DANDIES

- Tech has had the luxury of having some solid first-year players since freshmen became eligible to play in 1974, and has no shortage this year.
- Landers Nolley's 30 points were tied for the third most by a freshman, trailing Jalen Hudson and Larry Cooke's 32 points.

Player	Opponent	Date	Points
Larry Cooke	Eastern Kentucky	Feb. 3, 1975	32
Jalen Hudson	Wake Forest	March 10, 2013	32
Landers Nolley	Clemson	Nov. 5, 2019	30
Russell Davis	Vermont	Dec. 31, 1974	30
Nickeil Alexander-Walker	The Citadel	Nov. 12, 2017	29

IT'S BEEN A MINUTE

- The last time the Hokies started the season with a conference game was on Nov. 30, 1963 versus Richmond, a 77-53 win, spanning 56 years and making Tech 2-0 its last two instances.
- With Landers Nolley's 30 points against Clemson, it marked the most points scored by a Tech freshman since March 10, 2013, when Jalen Hudson dropped 32 on Wake Forest.

LET'S KEEP IT GOING

- Tech hasn't lost a home nonconference game since Dec. 30, 2015 against West Virginia (88-63), owning a 25-game streak that will be put on the line versus USC Upstate Wednesday night in Blacksburg.
- The previous best was 23, which was set twice from 1980-84 and 2005-09. The current streak began on Nov. 11, 2016, against Maine.



LAST TIME TEAM...

Tech scored 100 points and won: 103-79, vs. Washington, 11-17-17
 Tech scored 100 points and lost: 100-104 2OT vs. Maryland, 2-27-10
 Tech played in overtime: 63-65, OT, vs. Florida State (ACC Tournament), 3-14-19
 Tech played in consecutive overtime games: 82-77 vs. UAB, 11-28-15 & 79-81 vs. Northwestern, 12-1-15
 Tech played 2 OT: 80-78, 2OT, vs. Virginia, 2-12-17
 Tech played 3 OT: 86-90 at WVU, 2-2-83
 Tech scored 100+ points: 103-79 vs. Washington, 11-17-17
 Tech scored 90-99 points: 94-40 vs. Central Connecticut State, 12-1-18
 Tech scored 80-89 points: 84-70 vs. Miami, 3-8-19
 Tech scored 70-79 points: 74-42 vs. Coppin State 11-8-19
 Tech scored 60-69 points: 67-60 at Clemson, 11-5-19
 Tech scored 50-59 points: 58-64 vs. Virginia, 2-18-19
 Tech scored 40-49 points: 47-24 at NC State, 2-2-19
 Tech scored 30-39 points: 33-43 at East Carolina, 2-18-67
 Tech scored 20-29 points: 27-40 at McGuire Hospital, 2-2-46
 Tech scored 10-19 points: 16-45 at Virginia, 1-30-39
 Tech scored less than 10 points: 9-29 vs. North Carolina, 1-12-35
 Tech allowed 100+ points: 82-103 at North Carolina, 1-21-19
 Tech allowed 90-99 points: 82-91 vs. Florida State, 1-20-18
 Tech allowed 80-89 points: 59-81 at Virginia, 1-15-19
 Tech allowed 70-79 points: 73-75 vs. Duke (NCAA Tournament), 3-29-19
 Tech allowed 60-69 points: 67-60, at Clemson, 11-5-19
 Tech allowed 50-59 points: 67-58, vs. Liberty (NCAA Tournament), 3-24-19
 Tech allowed 40-49 points: 74-42 vs. Coppin State 11-8-19
 Tech allowed 30-39 points: 75-37 vs. Saint Francis, 11-24-18
 Tech allowed 20-29 points: 47-24 at NC State, 2-2-19
 Tech allowed 10-19 points: 60-19 vs. Lynchburg College, 1-9-46
 Tech allowed less than 10 points: 28-9 vs. Hampden-Sydney, 1-17-23
 Tech scored at least 60 points in a half: 66, 2nd half, vs. The Citadel, 11-12-17
 Largest margin of victory: 83 points vs. Randolph Macon Academy, 87-4, 1-10-1911
 Largest margin of victory in an ACC game: 29 points vs. Wake Forest, 94-65, 1-15-11
 Tech defeated a ranked opponent on the road: 47-24 at No. 23/22 NC State, 2-2-19
 Tech defeated a ranked opponent at home: 77-72 vs. No. 3/2 Duke, 2-26-19
 Tech defeated a ranked opponent on a neutral court: 89-83, vs. No. 23 Purdue, 11-18-18, TD Arena
 Tech defeated a defending national champion: 80-69 vs. North Carolina, 1-22-18
 Tech held opponent without a double-figure scorer: 65-47 vs. Miami, ACC Tournament, 3-12-09
 No Tech player scored in double figures: 41-57 vs. Temple, 2-25-96
 Tech had six players score in double figures: at Boston College, 2-25-17
 Tech had seven players score in double figures: vs. The Citadel, 12-17-16
 Tech did not make a three-point field goal: at Providence, 2-1-03
 Tech's opponent did not make a 3-point field goal: at NC State, 2-10-10
 Tech did not shoot a free throw in the first half: at Miami, 12-8-13
 Tech did not shoot a free throw in the second half: vs. Virginia, 12-5-10
 Tech held an opponent under 10 points in a half: 9 points, vs. Eastern Michigan, 12-22-11
 Tech held an opponent under 20 points in a half: 12 points, vs. Coppin State, 11-8-19
 Tech had double-figures in blocked shots: 13, 87-82, vs. West Virginia, 11-12-13
 Tech came back from a double-figure deficit to win: 12 pts. vs. No. 23 Purdue, 11-18-18
 Lost a double-digit lead: 14 points at Florida State, 3-7-18
 Tech led by 20-or-more points at half time of a game: 23 points, vs. Coppin State, 11-8-19
 Tech had 20-29 assists in a game: 20, vs. Georgia Tech, 2-13-19
 Tech had 30-or-more assists: 36, vs. The Citadel, 11-12-17
 Tech won a neutral court game: 73-61 vs. Washington (Atlantic City, NJ), 12-15-18
 Tech held a team under 20 percent from the field: 16.7%, at NC State, 2-2-19
 Tech won an NCAA Tournament game: 67-58, vs. Liberty (NCAA Tournament), 3-24-19

LAST TIME PLAYER...

A Tech player recorded a triple-double: Chris Clarke (13 pts./12 rebs./10 ast.) vs. The Citadel, 12-17-16
 Two Tech players recorded double-doubles in a game: Kerry Blackshear Jr. (22 pts./15 rebs.) & Chris Clarke (15 pts./10 rebs.) vs. The Citadel, 11-12-17
 Two Tech players recorded double-doubles in consecutive games: vs. UNC, ACC Tournament, 3-13-09 and vs. Duquesne, NIT, 3-18-09
 Tech player had five or more steals: Manny Atkins (5) vs. Mount St. Mary's, 1-2-11
 Tech player had 10 or more assists in a game: Wabissa Bede (10) vs. Coppin State, 11-8-19
 Tech player had 20 or more rebounds in a game: Jeff Allen (21) vs. Longwood, 12-14-08
 Two Tech players had double figures in rebounds: Kerry Blackshear Jr. (15 rebs.) & Chris Clarke (10 rebs.) vs. The Citadel, 11-12-17
 Two Tech players had five or more assists: Nickeil Alexander-Walker (6) & Wabissa Bede (5) vs. Miami (ACC Tournament), 3-13-19
 Three Tech players had five or more assists: Chris Clarke (10) Justin Robinson (6), Seth Allen (6) vs. The Citadel, 12-17-16
 Four Tech players had five or more assists: Kerry Blackshear (8), Devin Wilson (7), Justin Robinson (7), Chris Clarke (5) vs. The Citadel, 11-12-17
 Two Tech players scored 20 or more points: Nickeil Alexander-Walker (25 points) & Kerry Blackshear Jr. (20 points) vs. Boston College, 1-5-19
 Three Tech players scored 20 or more points: Nickeil Alexander-Walker (25 points), Ahmed Hill (23 points) and Justin Robinson (23 points) vs. Purdue, 11-18-18
 Same two Tech players scored 20 or more points in consecutive games: Nickeil Alexander-Walker & Kerry Blackshear Jr., 11-10 & 11-12-17
 Tech freshman scored 20 or more points in a game: 30, Landers Nolley, at Clemson, 11-5-19
 Two Tech freshmen scored in double figures in a game: Landers Nolley (30 points) & Nahiem Alleyne (11 points) at Clemson, 11-5-19
 Three Tech freshmen scored in double figures in a game: Nahiem Alleyne (18 points), Landers Nolley (11) and Tyrece Radford (10), vs. Coppin State 11-8-19
 Tech player scored 30-39 points in a game: 30, Landers Nolley at Clemson, 11-5-19
 Tech player scored 40-49 points in a game: 41, Dorenzo Hudson vs. Seton Hall, 1-2-10
 Tech player scored 50+ points in a game: 51, Bimbo Coles vs. Southern Miss., 2-6-88
 Tech player had consecutive double-doubles: Kerry Blackshear Jr., 2-18-19, 2-23-19 & 2-26-19
 Tech player had three consecutive double-doubles: Kerry Blackshear Jr., 2-18-19, 2-23-19 & 2-26-19
 Tech freshman had consecutive double-doubles: Kerry Blackshear Jr., 12-13-15 & 12-19-15
 Tech player had seven consecutive double-doubles: Jeff Allen, 1-25-11, 1-30-11, 2-2-11, 2-5-11, 2-13-11, 2-15-11 & 2-19-11
 Tech allowed a triple-double: Dennis Smith Jr. (27 pts., 11 rebs., 11 assists), at NCSU, 1-4-17
 Tech had a walk-on score in double figures: Christian Beyer, 13 pts., vs. Alabama A&M, 12-14-14

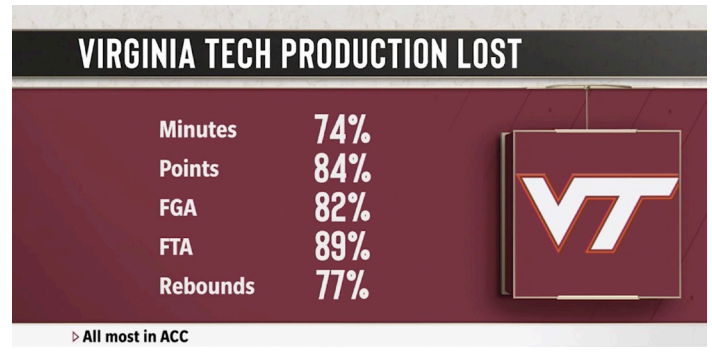
What's a Hokie?



The answer leads all the way back to 1896 when Virginia Agricultural and Mechanical College changed its name to Virginia Polytechnic Institute. With the change came the necessity for writing a new cheer and a contest for such a purpose was held by the student body.

Senior O.M. Stull won first prize for his "Hokie" yell which is still used today. Later, when asked if "Hokie" had any special meaning, Stull explained the word was solely the product of his imagination and was used only as an attention-getter for his yell. It soon became a nickname for all Tech teams and for those people loyal to Tech athletics.

The official university school colors - Chicago Maroon and Burnt Orange - also were introduced in 1896. The colors were chosen by a committee because they made a 'unique combination' not worn elsewhere at the time. The official definition of "hokie" is "a loyal Virginia Tech Fan".



'19 CLASS OF HIGH-MAJOR COACHES

- Out of the seven high-major conferences (ACC, American, BIG EAST, B1G, Big 12, Pac-12 and SEC), there are 14 new head coaches for the 2019-20 season.
- Virginia Tech coach Mike Young is just one of six coaches that were a mid-major coach to jump up to the big leagues, joining Alabama's Nate Oats (Buffalo), Arkansas' Eric Musselman (Nevada), Tulane's Ron Hunter (Georgia State) and Washington State's Kyle Smith (San Francisco).
- Of the 14 new coaches, Young was the longest-tenured coach to leave, following his 17-year stint as the head guy at Wofford.
- The NBA saw three of its coaches jump into the college ranks, with Michigan's Juwon Howard (Miami Heat), Nebraska's Fred Hoiberg (Chicago Bulls) and Vanderbilt's Jerry Stackhouse (Memphis Grizzlies).
- In this cycle, only one assistant coach was promoted from within and that was Temple's Aaron McKie, who served as an assistant under Fran Dunphy for five seasons in Philadelphia.
- While former Hokie coach Buzz Williams, who is now at Texas A&M, was one of just two coaches this offseason to jump ship and go high-major for high-major, with UCLA's Mick Cronin (Cincinnati) being the other.
- A full breakdown of the 14 coaches this cycle is below, with the SEC welcoming the most among the seven leagues with four. The Big 12 was the lone conference not to have a new head coach this offseason.

School	Name	Previous Team
Alabama	Nate Oats	Buffalo (HC)
Arkansas	Eric Musselman	Nevada (HC)
Cal	Mark Fox	*Georgia (HC)
Cincinnati	John Brannen	Northern Kentucky (HC)
Michigan	Juwon Howard	Miami Heat (NBA Assistant)
Nebraska	Fred Hoiberg	Chicago Bulls (NBA HC)
St. John's	Mike Anderson	Arkansas (HC)
Temple	Aaron McKie	Temple (Assistant)
Texas A&M	Buzz Williams	Virginia Tech (HC)
Tulane	Ron Hunter	Georgia State (HC)
UCLA	Mick Cronin	Cincinnati (HC)
Vanderbilt	Jerry Stackhouse	Memphis Grizzlies (NBA Assistant)
Virginia Tech	Mike Young	Wofford (HC)
Washington State	Kyle Smith	San Francisco (HC)

* Coach Mark Fox last coached Georgia in 2017-18.



RECORD WHEN...

Leading at the half:	1-0
Trailing at the half:	1-0
Tied at the half:	0-0
Playing Overtime:	0-0
Shooting 50% or better:	0-0
Shooting between 40-49.9%:	1-0
Shooting less than 40%:	1-0
Opponents shoot 50% or better:	0-0
Opponents shoot less than 50%:	2-0
VT outrebounds its opponent:	2-0
Opponent outrebounds VT:	0-0
Teams are tied in rebounds:	0-0
VT shoots 70% FT or better:	2-0
VT shoots less than 70% FT:	0-0
Scoring less than 50 points:	0-0
Scoring 50-59 points:	0-0
Scoring 60-69 points:	1-0
Scoring 70-79 points:	1-0
Scoring 80-89 points:	0-0
Scoring 90 or points:	0-0
Allowing less than 30 points:	0-0
Allowing 30-39 points:	0-0
Allowing 40-49 points:	1-0
Allowing 50-59 points:	0-0
Allowing 60-69 points:	1-0
Allowing 70-79 points:	0-0
Allowing 80-89 points:	0-0
Allowing 90 or more points:	0-0
Game decided by 1-4 points or OT:	0-0
Game decided by 5-10 points:	1-0
Game decided by 11+ points:	1-0
Playing in the morning:	0-0
Playing at night:	2-0
Playing in the afternoon:	0-0
Playing on Monday:	0-0
Playing on Tuesday:	1-0
Playing on Wednesday:	0-0
Playing on Thursday:	0-0
Playing on Friday:	1-0
Playing on Saturday:	0-0
Playing on Sunday:	0-0
Playing in November:	2-0
Playing in December:	0-0
Playing in January:	0-0
Playing in February:	0-0
Playing in March:	0-0

LAST TIME VS. USC UPSTATE

USC Upstate (1-0) -vs- Virginia Tech (0-1)
11/09/13 at Cassell Coliseum, Blacksburg, Va.

Date: 11/09/13
Time: 12:00 PM
Attendance: 5321
Site: Cassell Coliseum, Blacksburg, Va.
Referees: Joe Palacz, Jim Ostwalt, Lionel Butler

Score By Period	1	2	Total
USC Upstate	33	31	64
Virginia Tech	31	32	63

USC Upstate 64

#	Player	GS	MIN	FG	3PT	FT	ORB-DRB	REB	PF	A	TO	BLK	STL	PTS
5	GREENE, Ty	*	34	6-9	3-6	2-3	0-5	5	3	3	1	1	0	17
23	CRAIG, Torrey	*	32	5-20	0-5	3-4	1-7	8	1	3	2	3	0	13
12	GLENN, Ricardo	*	21	3-6	0-0	4-4	1-2	3	5	1	2	0	0	10
31	BLESSING, Mario	*	32	3-6	2-5	0-0	0-1	1	1	2	1	1	0	8
24	MAXEY, Jodd	*	33	2-8	0-0	0-2	4-6	10	3	1	0	2	1	4
34	OLUMUYIWA, Babatunde		23	4-9	0-0	1-1	2-3	5	0	1	2	2	1	9
32	MILLER, Fred		22	1-6	0-0	1-2	1-0	1	2	3	1	0	2	3
15	STEPHENS, ShunQuez		3	0-0	0-0	0-0	0-0	0	1	0	0	0	0	0
TM	TEAM		0	0-0	0-0	0-0	5-1	6	0	0	0	0	0	0
Totals		-	200	24-64	5-16	11-16	14-25	39	16	14	9	9	4	64

Team Summary	FG	3PT	FT
First Half	11-32 34.38 %	1-8 12.50 %	10-12 83.33 %
Second Half	13-32 40.63 %	4-8 50.00 %	1-4 25.00 %
Total	24-64 37.5 %	5-16 31.3 %	11-16 68.8 %

Technical Fouls: none **Second Chance Points:** 8 **Scores Tied:** 6 times(s) **Points in the Paint:** 24 **Fast Break Points:** 4
Lead Changed: 7 times(s) **Points off Turnovers:** 5 **Bench Points:** 12 **Largest Lead:** 5 2nd-19:27

Virginia Tech 63

#	Player	GS	MIN	FG	3PT	FT	ORB-DRB	REB	PF	A	TO	BLK	STL	PTS
31	Jarell Eddie	*	35	6-21	2-9	4-5	0-7	7	1	1	2	0	1	18
4	Cadarian Raines	*	26	7-10	0-0	3-4	0-4	4	1	1	1	0	1	17
3	Adam Smith	*	28	3-10	1-2	0-0	0-3	3	1	3	1	0	0	7
11	Devin Wilson	*	34	1-3	0-1	2-4	1-3	4	2	3	3	0	0	4
33	Marshall Wood	*	21	1-4	1-4	0-0	0-3	3	0	0	0	1	0	3
15	Ben Emelogo		12	2-4	2-3	0-0	0-1	1	4	2	1	0	1	6
25	Will Johnston		11	2-2	2-2	0-0	0-0	0	0	0	0	0	0	6
2	Joey van Zegeren		22	1-5	0-1	0-3	4-3	7	1	0	0	5	0	2
22	Christian Beyer		11	0-0	0-0	0-2	2-2	4	2	1	1	0	0	0
TM	TEAM		0	0-0	0-0	0-0	5-1	6	0	0	1	0	0	0
Totals		-	200	23-59	8-22	9-18	12-27	39	12	11	10	6	3	63

Team Summary	FG	3PT	FT
First Half	11-30 36.67 %	5-10 50.00 %	4-5 80.00 %
Second Half	12-29 41.38 %	3-12 25.00 %	5-13 38.46 %
Total	23-59 39.0 %	8-22 36.4 %	9-18 50.0 %

Technical Fouls: none **Second Chance Points:** 9 **Scores Tied:** 6 times(s) **Points in the Paint:** 26 **Fast Break Points:** 4
Lead Changed: 7 times(s) **Points off Turnovers:** 9 **Bench Points:** 14 **Largest Lead:** 6 1st-13:33

RECORDS AND NOTABLES

- Tech does not lead the all-time series against USC Upstate, as it is tied at 1-1.
- As mentioned to the right, the Spartans came away with a victory in the most recent matchup, winning by a point, 64-63.
- It was actually tied 62-all with four minutes left, as each team went ice cold from the field and free-throw line.
- Upstate's Babatunde Olumuyiwa hit a shot in the paint at the 1:52 mark to give his Spartans a two-point lead they would not relent. Tech had its chances, though, as Jarell Eddie missed a layup to tie the game, but got the offensive rebound and put it back up and got fouled. However, he would only make one of the two free throws at the 1:29 mark, which would be the Hokies' final point.
- The first contest between the two schools was a 64-54 victory for Tech at home (Dec. 30, 2010).
- In that one, Malcolm Delaney recorded a team-high 17 points and Jeff Allen posted 16 points.

LAST GAME TIDBITS

- In its season opener at Cassell Coliseum to begin the second season of the James Johnson era, the Hokies fell by one point to USC Upstate in front of a little over 5,000 people.
- They did follow that defeat with a Power Five win, though, defeating West Virginia 87-82 in Blacksburg three days later.
- Now, back to the Hokie-Spartan game, Tech had two players in double figures in Jarell Eddie's game-high 18 points and seven rebounds and Cadarian Raines' 17 points and four boards.
- However, no one else really carried the load, as Eddie and Raines accounted for 56 percent of the Hokies' scoring total.
- Tech didn't do itself any favors by shooting under 40 percent from the field (23-of-59) and missing nine freebies from the charity stripe.
- It was a pretty close game, though, as neither team gained a greater advantage than a two-possession game (six points), with six ties and seven lead changes throughout the contest.

MIKE YOUNG TIDBITS

- Mike Young has coached against USC Upstate once in his career, taking down the Spartans when he was at Wofford 79-61 on Nov. 18, 2010 in a nonconference tournament in Charleston, South Carolina.
- One of his players really had a day in Tim Johnson, who almost had a triple-double with 10 points, nine rebounds and nine assists in just 26 minutes of action, respectively.
- What did the Terriers do well? They outshot Upstate by a wide margin, owning a 57.1 field-goal percentage compared to the Spartans 31.1 clip.
- They also made 13 more field goals than Upstate (32-19).
- A staple of a Mike Young offense, Wofford shot fairly well from downtown, registering a 50 percent mark by going 8 of 16.
- Jumping out to a big lead early, Wofford was up 49-26 at halftime.
- So, look for a fast start Wednesday night for the Hokies in front of their Hokie Faithful.



THE BIG THREE-HUNDO

- When Mike Young and Co. took down the Tigers in Clemson, he became just one of 71 active coaches in Division I to have 300 or more wins.

Coach	Record	Schools Coached At
68. James Jones (Yale)	312-274 (.532)	1
69. Jim Christian (Boston College)	306-254 (.546)	4
70. Tod Kowalczyk (Toledo)	304-242 (.557)	2
71. Mike Young (Virginia Tech)	301-244 (.552)	2

- Of the 71 active head coaches, Young is one of only 25 to win at least 300 games at just two schools or less during a coaching tenure.

Coach	Record	Schools Coached At
22. Fran O'Hanlon (Lafayette)	324-396 (.450)	1
23. James Jones (Yale)	312-274 (.532)	1
24. Tod Kowalczyk (Toledo)	304-242 (.557)	2
25. Mike Young (Virginia Tech)	301-244 (.552)	2

HOME IS WHERE THE HEART IS

- Mike Young grew up in Radford, Virginia, which is approximately 20 minutes away from Blacksburg, the home of the Hokies.
- Ironically enough, Young's first-ever college basketball game as a kid was a Virginia Tech game inside Cassell Coliseum, a place where Young now calls his home.

TIME TO STEP UP

- With the Hokies losing three players now playing in the NBA or G-League and the SEC Preseason Player of the Year, Tech returns just one starter from a year ago in guard Wabissa Bede.
- That means four role players or newcomers will have to step up and contribute big minutes right away for Mike Young.

DYNAMIC TRIO

- Against Coppin State, the Hokies had three freshmen in double figures, marking the first time since Feb. 25, 2015, when they took on Duke.
- The three versus the Eagles were Nahiem Alleyne (18 points), Landers Nolley (11) and Tyrece Radford (10).
- The trio against the Blue Devils was Jalen Hudson (23 points), Ahmed Hill (10) and Justin Bibbs (10).

FEW AND FAR BETWEEN

- Tech returns only 13.3 points per game from its team last year that average 73.5, which is made up of four letterwinners.
- That accounts for the Hokies bringing back just 18.1 percent of its scoring total, making them one of only six schools in the nation to return less than 20 percent of its scoring.

School	Points p/g	Percent of Scoring
Nebraska	2.9 PPG	1.9%
Tulane	10.8 PPG	12.2%
South Dakota St.	15.8 PPG	16.9%
Virginia Tech	13.3 PPG	18.1%
Washington	13.9 PPG	19.8%
UCF	14.5 PPG	20.0%

THE BEST IS YET TO COME

- Coach Young, known as one of the better X's and O's coaches in the country, had his Terriers in some of the top categories nationally over his 17-year span.
- This past season, which was Wofford's best in school history, the Terriers were 16th in assist-to-turnover ratio (1.39), 11th in field-goal percentage (49.0), second in 3-point field-goal percentage (41.4) and second in scoring margin (16.7).
- So, expect quality shooting teams to come under his watch in Blacksburg and for that to translate to wins.

HISTORIC IT WAS

- Last year was arguably the best season in school history for the Hokies, notching many school records to their belt.
- To name a few, Tech earned a school-record 26 wins, program-best 12 ACC victories and made it to the Sweet 16 for the first time in program history since the tournament expanded to 64 teams.
- Tech also broke the record for most home non-conference victories in a row with 24 straight.
- The Hokies made the NCAA Tournament three consecutive years for the first time ever, and won two games in The Dance for the first time since 1967. They also earned a No. 4 seed, the highest in program history.

WELL, THIS IS NEW

- A new staff is in place for Tech and there are also quite a few new players, with 10 to be exact.
- Of the 10 newcomers, four are true freshmen, three are transfers, two are redshirts (one walk-on).
- The 10 newcomers make Tech one of only 20 schools in Division I to welcome 10 or more players and one of just nine high-major schools (ACC, American, BIG EAST, B1G, Big 12, Pac-12, SEC) to have double-digit newcomers.

School	Newcomers	Fr.	So.	Jr.	Sr.	Gr.
TCU	15	11	---	---	---	2
Nebraska	15	7	---	1	---	2
East Carolina	13	4	2	7	---	---
Utah	12	11	---	---	---	---
Memphis	11	9	2	---	---	---
Tulane	11	5	2	1	---	3
Georgia	10	9	---	---	---	1
USC	10	6	---	---	---	2
Virginia Tech	10	6	1	2	---	1

WHO TO LOOK UP TO

- Of the 26 teams that don't boast more than one senior on their roster, including six teams in the land that don't have any seniors, Tech is one of just 13 high-major schools.
- Of the 13, 10 return for their senior seasons, while three players, including the Hokies' Branden Johnson, will finish their last season at a new school.

School	Sr.	r-Sr.	Gr.	Previous School
Alabama	---	---	1	West Virginia
East Carolina	---	1	---	---
Houston	---	1	---	---
Kentucky	---	---	1	Bucknell
Memphis	1	---	---	---
Oklahoma	1	---	---	---
Ole Miss	1	---	---	---
Stanford	1	---	---	---
Syracuse	1	---	---	---
Texas	1	---	---	---
Virginia Tech	---	---	1	Alabama State
Wichita State	1	---	---	---
Wisconsin	---	---	1	---

COMPARISON GAME-BY-GAME

Opponent	1st	2nd	Score	Mar	Total FG	FG Pct	3-Pointers	3FG Pct	Free Throws	FT Pct	Rebounds	Assist	T/Over	Block	Steal	Fouls	
Clemson	34/37	33/23	67-60	+7	22-57/22-64	.386/.344	9-27/7-29	.333/.241	14-20/9-15	.700/.600	44/36	+8	11/9	13/8	1/2	4/4	15/16
COPPIN ST.	35/12	39/30	74-42	+32	27-61/14-71	.443/.197	11-33/6-39	.333/.154	9-12/8-11	.750/.727	49/45	+4	17/6	15/16	5/1	7/8	13/14

Note: Game totals are displayed in the format TEAM/OPPONENT for each category



WHEN IT COUNTS

- Mike Young brings a polished resume from his time at Wofford and you can see that in the numbers he carries.
- Over the last five years when Young has had a lead with five minutes to go, he usually holds on to it to preserve the win, boasting a .916 winning percentage to his name.

Year	G	W	L	Pct.
2014-15	25	23	2	.920
2015-16	17	14	3	.824
2016-17	17	15	2	.882
2017-18	21	19	2	.905
2018-19	27	27	0	1.000
2019-20	2	2	0	1.000
Total	109	100	9	.917

Opponent	G	W	L	Pct.
High-Major	5	4	1	.800
Mid-Major	104	96	8	.923
Conference	66	59	7	.894
Nonconference	43	41	2	.954
Postseason	9	7	2	.778

WHAT ARE THEY DOING NOW

- As mentioned earlier in the notes, the Hokies had three players that are playing in the NBA or G-League, including Nickeil Alexander-Walker, Justin Robinson and Ahmed Hill.
- Alexander-Walker, who was an All-ACC selection a year ago, was selected in the first round of the NBA Draft, becoming the second-ever in school history. He now stars with the New Orleans Pelicans. Justin
- Robinson, Tech's all-time assists career leader, plays with the Washington Wizards and their G-League affiliate (Capital City Go-Go) and has gone back and forth so far this season.
- Hill, who was vital in Tech's run to the Sweet 16 last season, signed a two-way deal with the Charlotte Hornets and their G-League affiliate (Greensboro Swarm) this summer. But has recently been waived by the Hornets and now the Phoenix Suns have acquired his rights, with Hill now playing for the NAZ Suns, who are located in Prescott Valley, Arizona. His first game will be Wednesday night.

534 AND COUNTING

- Tech has hit a three-point field goal in 534 consecutive games.
- Since the 3-point arc was added for the 1986-87 season, the Hokies have hit at least one three in all but three game.
- The last time Tech didn't record a 3-pointer in a game was at Providence on Feb. 1, 2003.

BOUNCE BACK TIME

- When Mike Young loses a basketball game, it rarely spills into the next game, with his teams bouncing back with a W, especially over the last five years with him owning a .685 winning clip by going 37-17.
- Young went 4-0 last year after a loss and 9-3 the year prior with the Terriers.
- With a young Hokie roster, this will be critical.

Season	G	W	L	Pct.
2002-03	14	7	7	.500
2003-04	19	7	12	.368
2004-05	13	5	8	.385
2005-06	17	8	9	.471
2006-07	19	6	13	.316
2007-08	15	7	8	.467
2008-09	13	8	5	.615
2009-10	8	5	3	.625
2010-11	12	9	3	.750
2011-12	13	8	5	.615
2012-13	18	9	9	.500
2013-14	12	7	5	.583
2014-15	6	5	1	.833
2015-16	16	9	7	.563
2016-17	16	10	6	.625
2017-18	12	9	3	.750
2018-19	4	4	0	1.000
Total	227	123	104	.542

603 IN CASSELL

- After the win over Miami (Fla.) on Senior Night to close its 2018-19 homestand, the Hokies have a 603-196 overall record in Cassell Coliseum, for a .755 winning percentage.
- The win over Florida State in 2011 was the 500th victory in Cassell and the win over Georgia Tech in 2018-19 was the 600th victory in the building.
- Tech went 14-2 in 2018-19 on its home court, which is tied for the fourth-most wins in a season at Cassell.
- Below are the most wins in Cassell Coliseum history in a season.

Record	Year	Coach
17-2	2009-10	Seth Greenberg
16-1	1982-83	Charles Moir
15-2	2016-17	Buzz Williams
14-0	1975-76	Don DeVoe
14-1	1994-95	Bill Foster
14-2	2018-19	Buzz Williams
14-3	2007-08	Seth Greenberg
14-4	2017-18	Buzz Williams
14-5	2015-16	Buzz Williams

SELLING OUT CASSELL

- Virginia Tech ACC home games against Virginia, Wake Forest, Syracuse, Duke, Louisville, Georgia Tech and Miami (Fla.) sold out in 2018-19, as well as the Central Connecticut State game was a sell out, too.
- The Hokies sold out nine games in the 2017-18 season, including seven of the nine home ACC games, a mark that equaled 2018-19.
- The 2019-20 home opener was one too.

ABOUT ATTENDANCE

- Last season, the Hokies saw increased attendance at Cassell, with Tech averaging 8,237 per game — up more than 1,500 fans per game from three years ago — and the largest attendance since the 2010-11 season.
- Eight games sold out, including seven ACCs.
- The Hokies averaged 8,882 for home ACC games, almost 400 fans per game ahead of the previous season.

TEAM GAME-BY-GAME

Opponent	Date	Score		FG-FGA	PCT	3FG-FGA	PCT	FT-FTA	PCT	OFF	DEF	TOT	AVG	PF	A	T/O	BLK	STL	PTS	AVG
at Clemson	11/05/19	67-60	W	22-57	.386	9-27	.333	14-20	.700	9	35	44	44.0	15	11	13	1	4	67	67.0
Coppin St.	11/08/19	74-42	W	27-61	.443	11-33	.333	9-12	.750	5	44	49	46.5	13	17	15	5	7	74	70.5
Total		141		49-118	.415	20-60	.333	23-32	.719	14	79	93	46.5	28	28	28	6	11	141	70.5
Opponents		102		36-135	.267	13-68	.191	17-26	.654	23	58	81	40.5	30	15	24	3	12	102	51.0

Team Averages

Games Played	Points/game	FG Pct	3FG Pct	FT Pct	Rebounds/game	Assists/game	Turnovers/game	Assist/Turnover ratio	Steals/game	Blocks/game
2	70.5	41.5	33.3	71.9	46.5	14.0	14.0	1.0	5.5	3.0



PROGRAM HISTORY

First Year	1908
All-Time Record	1,470-1,215 (.547)
Conference Record	453-626 (.420)
Televised Games	230-216 (.516)
Overtime Games	68-51 (.571)
VT Ranked	86-42 (.672)
NCAA Tournaments	9 (most recent 2018-19)
NIT Appearances	13 (most recent 2015-16)
Most wins	2018-19 (26-9)
Highest AP Ranking	No. 8 (1995)

CASSELL COLISEUM

Capacity	9,275
Seasons in Use	59th season
Tech Record	603-196 (.755)
ACC Record	72-55 (.567)
vs. Nonconference	414-71 (.854)
vs. Ranked Teams	24-52 (.316)

SCOUTING USC UPSTATE

- The Spartans will come to Blacksburg with very little rest, coming off a game on Monday when they lost 73-64 to North Carolina Central in Durham, North Carolina in the Global Sports Shootout. In the preseason Big South standings, USC Upstate was tabbed 11th out of the conference's 11 teams.
- Head coach Dave Dickerson enters his second season in Spartanburg, following his stint as an NBA scout for the Utah Jazz. Prior to his time in Salt Lake, he served under Thad Matta at Ohio State as an assistant for seven seasons after his five-year stint as the head coach at Tulane.
- The Spartans are paced by Everette Hammond, who leads the team with 12.3 points and 1.5 steals per game. Last year, Hammond averaged 7.2 points per game, which is the highest returning total this season for the Spartans.
- The top category USC Upstate ranks in nationally is 3-point field-goal defense, allowing just 20 percent made 3s a game, while they are one of the better teams in the land at picking pockets, owning the 25th-best mark nationally with 11.0 steals per game.

OPPONENT GAME-BY-GAME

Opponent	Date	Score		Total		3-Pointers		Free throws		Rebounds				pf	a	t/o	blk	stl	pts	avg
				fg-fga	pct	3fg-fga	pct	ft-fta	pct	off	def	tot	avg							
at Clemson	11/05/19	67-60	W	22-64	.344	7-29	.241	9-15	.600	8	28	36	36.0	16	9	8	2	4	60	60.0
COPPIN ST.	11/08/19	74-42	W	14-71	.197	6-39	.154	8-11	.727	15	30	45	40.5	14	6	16	1	8	42	51.0
Opponents		102		36-135	.267	13-68	.191	17-26	.654	23	58	81	40.5	30	15	24	3	12	102	51.0
Virginia Tech		141		49-118	.415	20-60	.333	23-32	.719	14	79	93	46.5	28	28	28	6	11	141	70.5

Games played: 2
 Points/game: 51.0
 FG Pct: 26.7
 3FG Pct: 19.1
 FT Pct: 65.4

Rebounds/game: 40.5
 Assists/game: 7.5
 Turnovers/game: 12.0
 Assist/turnover ratio: 0.6
 Steals/game: 6.0
 Blocks/game: 1.5



POINTS, REBOUNDS & ASSISTS GAME-BY-GAME

Virginia Tech Points-Rebounds-Assists

Opponent	Date	Score		0 CATTOOR,HU	1 WILKINS,IS	2 NOLLEY II,	3 BEDE,WABIS	4 ALLEYNE,NA	11 PALMER,BRE
at Clemson	11/05/19	67-60	W	0-4-0	4-6-2	30-5-0	7-8-6	11-3-1	DNP
Coppin St.	11/08/19	74-42	W	5-8-3	7-7-0	11-7-1	3-9-10	18-2-0	0-1-0
Opponent	Date	Score		14 HORNE,P.J.	15 CONE,JALEN	21 OJIAKO,JOH	23 RADFORD,TY	24 JOHNSON,BR	
at Clemson	11/05/19	67-60	W	8-7-2	3-1-0	0-1-0	4-4-0	DNP	
Coppin St.	11/08/19	74-42	W	9-3-2	5-1-0	6-2-0	10-8-1	0-1-0	





Mike YOUNG

- First season at Virginia Tech
- 18th as a head coach in Division I
- Produced three AP All-America selections at Wofford
- Took Wofford to five NCAA Tournament appearances

The Young File

PERSONAL

BORN: May 1, 1963
 HOMETOWN: Radford, Virginia
 FAMILY: Wife (Margaret), Children (Cooper & Davis)
 COACHING RECORD AT VIRGINIA TECH: 2-0 (1st year)
 CAREER HEAD COACHING RECORD: 301-244 (.552)

EDUCATION

Emory & Henry (1986)
 JOINED TECH STAFF: April 7, 2019
 YEARS OF COLLEGIATE HEAD COACHING: 18
 YEARS OF COLLEGIATE COACHING: 33

COACHING CAREER

Year	School
1986-88	Assistant Coach, Emory & Henry
1988-89	Assistant Coach, Radford
1989-02	Assistant Coach, Wofford
2002-19	Head Coach, Wofford
2019-present	Head Coach, Virginia Tech

ACCOMPLISHMENTS

Five NCAA Tournaments

2019, 2015, 2014, 2011, 2010

Five SoCon Tournament Championships

2019, 2015, 2014, 2011, 2010

Four SoCon Regular-Season Titles

2019, 2015, 2011, 2010

Two-time National Coach of the Year

2019 (Sporting News), 2010 (Hugh Durham)

Three AP All-America Selections

Fletcher Magee (2018-19) Karl Cochran (2014-15) Noah Dahlman (2009-10)

Four SoCon Player of the Years

Fletcher Magee (2017-18, 2018-19) Karl Cochran (2014-15) & Noah Dahlman (2009-10)

All-SoCon

24 selections (Coaches) 34 selections (media)

Mike Young begins his first season as the head men's basketball coach at Virginia Tech. The veteran head coach comes home to the New River Valley with a wealth of experience and the desire and focus to lead this Hokies program in its quest to be among the best in the ACC and the nation.

Since arriving in Blacksburg, Young has worked diligently to assemble a top-level coaching staff. Along with that staff, Young has devoted countless hours toward putting together a competitive roster for the 2019-20 season and making a noticeable impact on the always evolving national recruiting community.

The Radford, Virginia native joins the Hokies after a record-setting 17-year tenure as the head coach at Wofford. The Terriers posted a 30-5 overall record in 2018-19, including a perfect 18-0 mark in Southern Conference play, and registered a convincing 84-68 win over Seton Hall in the first round of the 2019 NCAA Tournament.

The 2019 Sporting News Coach of the Year, Young finished third in last season's Associated Press Coach of the Year voting behind Texas Tech's Chris Beard and Houston's Kelvin Sampson. In his 17 seasons at the helm as head coach of Wofford College, Young built the Terriers into one of the Southern Conference's preeminent programs and a perennial NCAA Tournament participant. He guided Wofford to five NCAA Tournament berths over the past 10 seasons and five Southern Conference championships. In addition to the on-court success of his teams, 100 percent of Young's student-athletes at Wofford who completed their eligibility graduated.

In addition to owning numerous coaching accolades, Young currently serves as a member of the NCAA's Men's Basketball Ethics Committee.

Young compiled a 299-244 (.551) overall record at Wofford and earned Southern Conference Coach of the Year honors four times (2010, 2014, 2015 and 2019). Under his guidance, the Terriers registered an impressive list of nonconference wins, including ones over the likes of Auburn, Cincinnati, Clemson, Georgia, Georgia Tech, NC State, Purdue, Seton Hall, South Carolina, Virginia Tech, Xavier and Wake Forest. Arguably the most compelling nonconference victory of his tenure at Wofford came on Dec. 20, 2017 when the Terriers faced then-No. 5 North Carolina at the Dean Smith Center in Chapel Hill, North Carolina and registered a 79-75 victory over head coach Roy Williams and the Tar Heels.

Prior to assuming the head coaching reins for the Terriers in 2002-03, Young was an assistant coach to current Wofford Director of Athletics Richard Johnson. Young came to Wofford after serving as a graduate assistant for one year under Oliver Purnell at Radford University.

A 1986 graduate of Emory & Henry College, he was a four-year letterman in basketball for coach Bob Johnson and the team captain his junior and senior seasons. He credits Johnson for having a major influence on his playing and coaching career.

Upon his graduation, Young became a full-time assistant coach for two years at Emory & Henry before moving on to Radford. Another of Young's mentors is Fletcher Arritt, longtime coach of Fork Union (Va.) Military Academy. Young played one season for him before attending Emory & Henry. In the summer of 2015, Young was inducted into the Emory & Henry College Sports Hall of Fame, as well as the Radford High School Hall of Fame.

Young and wife Margaret have a daughter, Cooper, a student at the University of the South, and a son, Davis, who is attending Blacksburg High School.





HUNTER CATTOOR (cuh-TOUR)

Freshman | 6-3 | 205
G | Orlando, Fla.

High School
Bishop Moore

Major: Business

0

AT THE RIM

- Has played in all two games, drawing one start.
- Scored his first collegiate points against Coppin State (11/8) in the home opener, ending up with five points, while collecting a career-high eight rebounds, career-best three assists, one block and a steal.
- Started his first game at Tech, earning it at Clemson (11/5) in the season opener, playing 27 minutes and recording four rebounds.
- Originally committed to Wofford, but signed with the Hokies after Virginia Tech's hiring of Mike Young.
- Four-year letterwinner at Bishop Moore High School under head coach Jim Yarbrough.
- FHSAA 6A first-team All-State.
- District Player of the Year.
- All-City first-team.
- Averaged 18.9 points, 5.7 rebounds, 2.8 assists and 3.2 steals per game as a senior.
- Scored 1,420 career points in high school.
- A three-star on 247 Sports.
- Rated as the 42nd-best player in the state of Florida.
- Four-year team captain.
- Also played quarterback on Bishop Moore's football team for one season.
- Academic honor roll.

CAREER HIGHS

Statistic	Value
Points	5 vs Coppin St. 11/09/19
Rebounds	8 vs Coppin St. 11/09/19
Assists	3 vs Coppin St. 11/09/19
Steals	1 vs Coppin St. 11/09/19
Blocks	1 vs Coppin St. 11/09/19
FG Made	2 vs Coppin St. 11/09/19
FG Attempts	6 vs Coppin St. 11/09/19
3FG Made	1 vs Coppin St. 11/09/19
3FG Attempts	5 vs Coppin St. 11/09/19

GAME-BY-GAME STATS

Opponent	Date	GS	MIN	Total			3-Pointers			Free throws			Rebounds			PF			A/T/O/BLK/STL/PTS/AVG		
				FG-FGA	PCT	3FG-3FGA	PCT	FT-FTA	PCT	OFF	DEF	TOT	AVG	PF	A	T	O	BLK	STL	PTS	AVG
at Clemson	11/05/19	*	27:13	0-3	.000	0-2	.000	0-0	.000	0	4	4	4.0	1	0	1	0	0	0	0	0.0
Coppin St.	11/08/19	*	22:03	2-6	.333	1-5	.200	0-0	.000	1	7	8	6.0	1	3	1	1	1	5	2.5	
Totals			1 49:16	2-9	.222	1-7	.143	0-0	.000	1	11	12	6.0	2	3	2	1	1	5	2.5	

CAREER HIGHS

SEASON	TEAM	GP-GS	MIN/AVG	Field Goals			3-Point			F-Throws			Rebounds			Scoring				
				FG-FGA	FG%	3FG-FGA	3FG%	FT-FTA	FT%	OFF	DEF	TOT	AVG	PF-FO	AST	T/O	BLK	STL	PTS	AVG
2019-20	VaTech	2-1	49/24.6	2-9	.222	1-7	.143	0-0	.000	1	11	12	6.0	2-0	3	2	1	1	5	2.5
TOTAL		2-1	49/24.6	2-9	.222	1-7	.143	0-0	.000	1	11	12	6.0	2-0	3	2	1	1	5	2.5



ISAIAH WILKINS

Sophomore | 6-4 | 225
G | Winston-Salem, N.C.

High School
Mount Tabor

Major: Communications

1

AT THE RIM

- Has played in all two games, starting both contests.
- Tallied seven points, seven rebounds and a steal versus Coppin State (11/8) in the home opener.
- Recorded four points, six rebounds, two assists and a steal at Clemson (11/5) in the season opener.
- Played in 34 games, starting one of those (Central Connecticut State on Dec 1) in 2018-19.
- Registered two points, one rebound, two assists and a steal versus Duke in the Sweet 16.
- Scored in double figures for the second straight game for the first time of his career, posting 10 points and three rebounds vs. Miami (Fla) in the second round of the ACC Tournament.
- Dropped the second-most points of his career versus VMI, pouring in 13 while chipping in two rebounds and a steal.
- Opened the season with a career-high 21 points on 7-of-10 shooting with five triples, as well as three rebounds, one assist and one steal against Gardner-Webb.

CAREER HIGHS

Statistic	Value
Points	10 vs Coppin St. 11/09/19
Rebounds	8 vs Coppin St. 11/09/19
Assists	1 vs Coppin St. 11/09/19
Blocks	2 vs Coppin St. 11/09/19
FG Made	5 vs Coppin St. 11/09/19
FG Attempts	7 vs Coppin St. 11/09/19
3FG Attempts	1 vs Coppin St. 11/09/19
FT Made	2 at Clemson 11/06/19
FT Attempts	2 at Clemson 11/06/19

GAME-BY-GAME STATS

Opponent	Date	GS	MIN	Total			3-Pointers			Free throws			Rebounds			PF			A/T/O/BLK/STL/PTS/AVG		
				FG-FGA	PCT	3FG-3FGA	PCT	FT-FTA	PCT	OFF	DEF	TOT	AVG	PF	A	T	O	BLK	STL	PTS	AVG
at Clemson	11/05/19	*	20:35	1-7	.143	1-5	.200	1-3	.333	4	2	6	6.0	5	2	2	0	1	4	4.0	
Coppin St.	11/08/19	*	23:15	3-8	.375	1-3	.333	0-0	.000	1	6	7	6.5	2	0	3	0	1	7	5.5	
Totals			2 43:50	4-15	.267	2-8	.250	1-3	.333	5	8	13	6.5	7	2	5	0	2	11	5.5	

CAREER STATS

SEASON	TEAM	GP-GS	MIN/AVG	Field Goals			3-Point			F-Throws			Rebounds			Scoring				
				FG-FGA	FG%	3FG-FGA	3FG%	FT-FTA	FT%	OFF	DEF	TOT	AVG	PF-FO	AST	T/O	BLK	STL	PTS	AVG
2019-20	VaTech	2-0	33/16.6	6-9	.667	0-1	.000	2-3	.667	2	10	12	6.0	3-0	1	0	2	0	14	7.0
TOTAL		2-0	33/16.6	6-9	.667	0-1	.000	2-3	.667	2	10	12	6.0	3-0	1	0	2	0	14	7.0





LANDERS NOLLEY II (NAH-lee)

Redshirt Freshman | 6-7 | 225
G/F | Atlanta, Ga.

High School
Langston Hughes

Major: Public Health

2

2018-19 ACC Academic Honor Roll

AT THE RIM

- Has played in all two games, starting both contests.
- Has scored in double figures in both games.
- Tallied 11 points, including a career-high five makes from the charity stripe, a career-best seven rebounds, one assist, one block and a steal against Coppin State (11/8).
- Turned in the best debut by a freshman in Tech history, breaking the school record of most points in a debut with a career-high 30 points, with five rebounds and two steals.
- His 30 points were the fourth-most scored by an ACC freshman in a debut and were the most since Duke's R.J. Barrett (33) last season.
- Attended Langston Hughes High School in Fairburn, Georgia, lettering two years.
- Holds the school record for most career points.
- His jersey has been retired.
- Two-time All-Metro Player of the Year.
- Atlanta Journal-Constitution Player of the Year and All-State as a senior.
- Had 26 points and six rebounds in the 2017 state 6A title game, leading Langston Hughes to first of two state titles.
- Averaged 25 points and seven rebounds as a junior.
- Led state of Georgia in scoring as a senior.
- Recorded a 56-point game and holds school record for 10 three-pointers in a game.
- Won a 4A state championship with Curie High School in Chicago, Illinois as a sophomore, therefore leading his high school team to three consecutive state titles in two different states.

CAREER HIGHS

Statistic	Value
Points	30 at Clemson 11/06/19
Rebounds	7 vs Coppin St. 11/09/19
Assists	1 vs Coppin St. 11/09/19
Steals	2 at Clemson 11/06/19
Blocks	1 vs Coppin St. 11/09/19
FG Made	12 at Clemson 11/06/19
FG Attempts	23 at Clemson 11/06/19
3FG Made	4 at Clemson 11/06/19
3FG Attempts	8 at Clemson 11/06/19
FT Made	5 vs Coppin St. 11/09/19
FT Attempts	7 vs Coppin St. 11/09/19

GAME-BY-GAME STATS

Opponent	Date	GS	MIN	Total			3-Pointers			Free throws			Rebounds			PF	A	T/O	BLK	STL	PTS	AVG
				FG-FGA	PCT	3FG-3FGA	PCT	FT-FTA	PCT	OFF	DEF	TOT	AVG									
at Clemson	11/05/19	*	36:57	12-23	.522	4-8	.500	2-4	.500	1	4	5	5	3	0	5	0	2	30	30.0		
Coppin St.	11/08/19	*	26:20	3-10	.300	0-5	.000	5-7	.714	0	7	7	6	1	1	3	1	1	11	20.5		
Totals			2 63:17	15-33	.455	4-13	.308	7-11	.636	1	11	12	6.0	4	1	8	1	3	41	20.5		

CAREER STATS

SEASON	TEAM	GP	GS	MIN	AVG	FG-FGA	FG%	3FG-FGA	3FG%	FT-FTA	FT%	OFF	DEF	TOT	AVG	PF	FO	AST	TO	BLK	STL	PTS	AVG
2019-20	VaTech	2-2		63/31.6	15-33	.455	4-13	.308	7-11	.636	1	11	12	6.0	4-0	1	8	1	3	41	20.5		
TOTAL		2-2		63/31.6	15-33	.455	4-13	.308	7-11	.636	1	11	12	6.0	4-0	1	8	1	3	41	20.5		



WABISSA BEDE (wa-BEE-sah BEE-dee)

Junior | 6-0 | 200
G | North Andover, Mass.

High School
Cushing Academy

Major: Communications

3

2018-19 ACC Academic Honor Roll

AT THE RIM

- Has played in all two games, starting both contests.
- Had a near double-double against Coppin State (11/8) in the home opener, collecting two career highs with nine rebounds and 10 assists, while hitting a 3-pointer.
- Filled up the stat sheet at Clemson (11/5) in the season opener, recording seven points, eight rebounds, six assists and a block.
- Played in 35 games, starting 28 of those in 2018-19.
- Recorded 10 points, two rebounds and an assist against Duke in the Sweet 16.
- Posted back-to-back ACC best in scoring, turning in nine points, three rebounds, two assists and tied a career-high four steals at No 23/22 NC State.
- Dropped a career-high 14 points on 5-of-6 shooting, including a perfect 4 for 4 from downtown, as well as seven rebounds and six assists against Maryland Eastern Shore.

CAREER HIGHS

Statistic	Value
Points	14 vs UMES 12/29/18
Rebounds	9 vs Coppin St. 11/09/19
Assists	10 vs Coppin St. 11/09/19
Steals	4 vs Gardner-Webb 11/10/18, at Clemson 02/09/19, at NC State 02/02/19
Blocks	2 vs The Citadel 11/12/17
FG Made	5 vs UMES 12/29/18
FG Attempts	8 at Florida St. 03/06/19
3FG Made	4 vs UMES 12/29/18
3FG Attempts	5 vs Duke 02/27/19
FT Made	6 vs Houston Baptist 11/21/17
FT Attempts	6 vs Houston Baptist 11/21/17


GAME-BY-GAME STATS

Opponent	Date	GS	MIN	Total			3-Pointers			Free throws			Rebounds			PF	A	T/O	BLK	STL	PTS	AVG
				FG-FGA	PCT	3FG-3FGA	PCT	FT-FTA	PCT	OFF	DEF	TOT	AVG									
at Clemson	11/05/19	*	31:44	2-4	.500	0-1	.000	3-4	.750	0	8	8	8.0	3	6	3	1	0	7	7.0		
Coppin St.	11/08/19	*	24:15	1-4	.250	1-3	.333	0-0	.000	0	9	9	8.5	2	10	2	0	2	3	5.0		
Totals			2 55:59	3-8	.375	1-4	.250	3-4	.750	0	17	17	8.5	5	16	5	1	2	10	5.0		

CAREER STATS

SEASON	TEAM	GP	GS	MIN	AVG	FG-FGA	FG%	3FG-FGA	3FG%	FT-FTA	FT%	OFF	DEF	TOT	AVG	PF	FO	AST	TO	BLK	STL	PTS	AVG
2017-18	VaTech	28-0		233/8.3	25-51	.490	9-17	.529	11-18	.611	4	20	24	0.9	27-1	23	9	3	7	70	2.5		
2018-19	VaTech	35-26		886/25.3	51-127	.402	23-65	.354	7-13	.538	8	78	86	2.5	58-0	82	37	3	38	132	3.8		
2019-20	VaTech	2-2		56/28.0	3-8	.375	1-4	.250	3-4	.750	0	17	17	8.5	5-0	16	5	1	2	10	5.0		
TOTAL		65-28		1175/18.1	79-186	.425	33-86	.384	21-35	.600	12	115	127	2.0	90-1	121	51	7	47	212	3.3		





NAHIEM ALLEYNE (na-HEEM ah-LEAN)

Freshman | 6-3 | 195
G | Buford, Ga.

High School
Mountain View

Major: University Studies

4

AT THE RIM

- Has played in all two games, drawing one start.
- Has scored in double figures in both games.
- In his first career start, dropped a career-high 18 points thanks to four 3-pointers, while getting two rebounds against Coppin State (11/8) in the home opener.
- On his first two shots in college, buried two 3-pointers and would end up with 11 points, while collecting three rebounds, one assist and a steal at Clemson (11/5) in the season opener.
- Two-year letterwinner at Mountain View High School under head coach BJ Roy.
- GHSA All-State.
- All-Region.
- Averaged 17.2 points per game and made 63 three-pointers in the 2018-19 season.
- A three-star on 247 Sports.
- Ranked as the 21st-best player in the state of Georgia.

CAREER HIGHS

Statistic	Value	
Points	18	vs Coppin St. 11/09/19
Rebounds	3	at Clemson 11/06/19
Assists	1	at Clemson 11/06/19
Steals	1	at Clemson 11/06/19
FG Made	6	vs Coppin St. 11/09/19
FG Attempts	9	at Clemson 11/06/19
3FG Made	4	vs Coppin St. 11/09/19
3FG Attempts	6	at Clemson 11/06/19, vs Coppin St. 11/09/19
FT Made	5	at Clemson 11/06/19
FT Attempts	6	at Clemson 11/06/19

GAME-BY-GAME STATS

Opponent	Date	GS	MIN	Total		3-Pointers		Free throws		Rebounds		PF		A		T/O		BLK		STL		PTS		AVG	
				FG	FGA	PCT	3FG	3FGA	PCT	FT	FTA	PCT	OFF	DEF	TOT	AVG	PF	A	T	O	BLK	STL	PTS	AVG	
at Clemson	11/05/19		22:44	2-9	222	2-6	.333	5-6	.833	0	3	3	3.0	1	1	1	0	1	1	11	11.0				
Coppin St.	11/08/19	*	23:28	6-8	750	4-6	.667	2-2	1.000	0	2	2	2.5	0	0	1	0	0	18	14.5					
Totals			46:12	8-17	.471	6-12	.500	7-8	.875	0	5	5	2.5	1	1	2	0	1	29	14.5					

CAREER STATS

SEASON	TEAM	GP	GS	MIN	Field Goals		3-Point		F-Throws		Rebounds		PF		A		T/O		BLK		STL		PTS		AVG	
					FG	FGA	FG%	3FG	3FGA	3FG%	FT	FTA	FT%	OFF	DEF	TOT	AVG	PF	FO	AST	TO	BLK	STL	PTS	AVG	
2019-20	VaTech	2-1		46:23.1	8-17	.471	6-12	.500	7-8	.875	0	5	5	2.5	1-0	1	2	0	1	29	14.5					
TOTAL		2-1		46:23.1	8-17	.471	6-12	.500	7-8	.875	0	5	5	2.5	1-0	1	2	0	1	29	14.5					



JONATHAN KABONGO (kuh-BONGO)

Sophomore | 6-4 | 195
G | Toronto, Canada

High School
Thornlea Secondary

Major: Creative Writing

10

AT THE RIM

- Played in 21 games in 2018-19.
- Hit a 3-pointer, pulled down two rebounds and swatted a shot against Miami (Fla) in the second round of the ACC Tournament.
- Tied a career high and scored an ACC-high six points at Pitt, while collecting ACC highs in three categories—two rebounds, one assist and a steal in his second-most minutes of the season with 13.
- Scored his first points in ACC action, coming off the bench in the final minute and making a layup versus Syracuse.
- Played in his first league game against Wake Forest .
- Scored his first points as a Hokie against Central Connecticut State, nailing a 3-pointer.
- Played in the season opener against Gardner-Webb, earning his first assist.

CAREER HIGHS

Statistic	Value	
Points	6	at Pittsburgh 02/16/19, vs UMES 12/29/18
Rebounds	2	at Pittsburgh 02/16/19, vs Northeastern 11/16/18, vs Miami (FL) 03/13/19
Assists	1	4 times
Steals	1	at Notre Dame 02/23/19, at Pittsburgh 02/16/19, vs South Carolina St. 12/09/18
Blocks	1	vs Miami (FL) 03/13/19
FG Made	2	at Pittsburgh 02/16/19, vs UMES 12/29/18
FG Attempts	5	vs UMES 12/29/18
3FG Made	2	at Pittsburgh 02/16/19
3FG Attempts	4	vs Central Conn. St. 12/01/18, vs UMES 12/29/18
FT Made	1	vs Virginia 02/19/19, vs UMES 12/29/18
FT Attempts	2	vs UMES 12/29/18

GAME-BY-GAME STATS

CAREER STATS

SEASON	TEAM	GP	GS	MIN	Field Goals		3-Point		F-Throws		Rebounds		PF		A		T/O		BLK		STL		PTS		AVG	
					FG	FGA	FG%	3FG	3FGA	3FG%	FT	FTA	FT%	OFF	DEF	TOT	AVG	PF	FO	AST	TO	BLK	STL	PTS	AVG	
2018-19	VaTech	21-0		102:4.8	11-28	.393	7-22	.318	2-4	.500	0	12	12	0.6	10-0	4	4	1	3	31	1.5					
TOTAL		21-0		102:4.8	11-28	.393	7-22	.318	2-4	.500	0	12	12	0.6	10-0	4	4	1	3	31	1.5					





BRENDAN PALMER

Sophomore | 6-4 | 195
G | Winston-Salem, N.C.

High School
Forsyth Country Day

Major: Public Health

11

2018-19 ACC Academic Honor Roll

AT THE RIM

- Has played in one game.
- Came in off the bench in the final two minutes against Coppin State (11/8) in the home opener, earning his first career rebound and a steal.
- Appeared in four games in the 2018-19 season.
- Played in his first ACC game against Miami (Fl.).
- Appeared versus Central Connecticut State.
- Came in against St. Francis (Pa.).
- College debut was versus Northeastern.
- Member of the National Honor Society.
- Lettered previous season at Calvary Day School, where he also ran track.

CAREER HIGHS

Statistic	Value	
Rebounds	1	vs Coppin St. 11/09/19
Steals	1	vs Coppin St. 11/09/19
FG Attempts	2	vs Coppin St. 11/09/19
3FG Attempts	2	vs Coppin St. 11/09/19

GAME-BY-GAME STATS

Opponent	Date	GS	MIN	Total		3-Pointers		Free throws		Rebounds			PF	A	T/O	BLK	STL	PTS	AVG
				FG-FGA	PCT	3FG-3FGA	PCT	FT-FTA	PCT	OFF	DEF	TOT							
Coppin St.	11/08/19		02:09	0-2	.000	0-2	.000	0-0	.000	0	1	1	1.0	0	0	0	1	0	0.0
Totals		0	02:09	0-2	.000	0-2	.000	0-0	.000	0	1	1	1.0	0	0	0	1	0	0.0

CAREER STATS

SEASON	TEAM	GP-GS	MIN	Field Goals		3-Point		F-Throws		Rebounds			Scoring							
				FG-FGA	FG%	3FG-FGA	3FG%	FT-FTA	FT%	OFF	DEF	TOT	AVG	PF	FO	AST	BLK	STL	PTS	AVG
2018-19	VaTech	4-0	3/0.7	0-0	.000	0-0	.000	0-0	.000	0	0	0	0.0	0-0	0	0	0	0	0	0.0
2019-20	VaTech	1-0	2/2.2	0-2	.000	0-2	.000	0-0	.000	0	1	1	1.0	0-0	0	0	0	1	0	0.0
TOTAL		5-0	5/1.0	0-2	.000	0-2	.000	0-0	.000	0	1	1	0.2	0-0	0	0	0	1	0	0.0



JALEN CONE

Freshman | 5-10 | 170
G | Walkertown, N.C.

High School
Walkertown

Major: Undecided

15

AT THE RIM

- Has played in all two games.
 - Has hit one 3-pointer in every game this season.
 - Tallied five points and a rebound against Coppin State (11/8) in the home opener.
 - Posted three points and one rebound in eight minutes of action at Clemson (11/5) in the season opener.
 - Walk-on at Four-year letterwinner at Walkertown High School under head coach Kevin Thompson.
 - Averaged 25.7 points and 6.6 assists per game in the 2018-19 season and 35.5 ppg in the 2017-18 season.
 - Won the Frank Spencer Award as the top player in Northwest North Carolina.
 - Top 100 prospect, ranked as the No. 8 point guard in the nation and a four-star prospect by 247Sports.com.
 - Reclassified from the 2020 class and graduated from high school this summer a year early.
 - Ranked 53rd in the ESPN 100 rankings for the Class of 2020.
 - Second-team All-State selection as a junior by USA Today and the North Carolina Basketball Coaches Association.
- Has a daughter named Ivy Faithe Cone.

CAREER HIGHS

Statistic	Value	
Points	5	vs Coppin St. 11/09/19
Rebounds	1	at Clemson 11/06/19, vs Coppin St. 11/09/19
FG Made	2	vs Coppin St. 11/09/19
FG Attempts	7	vs Coppin St. 11/09/19
3FG Made	1	at Clemson 11/06/19, vs Coppin St. 11/09/19
3FG Attempts	4	vs Coppin St. 11/09/19

GAME-BY-GAME STATS

Opponent	Date	GS	MIN	Total		3-Pointers		Free throws		Rebounds			PF	A	T/O	BLK	STL	PTS	AVG
				FG-FGA	PCT	3FG-3FGA	PCT	FT-FTA	PCT	OFF	DEF	TOT							
at Clemson	11/05/19		08:16	1-2	.500	1-1	1.000	0-0	.000	0	1	1	1.0	0	0	0	0	3	3.0
Coppin St.	11/08/19		15:45	2-7	.286	1-4	.250	0-0	.000	0	1	1	1.0	2	0	3	0	5	4.0
Totals		0	24:01	3-9	.333	2-5	.400	0-0	.000	0	2	2	1.0	2	0	3	0	8	4.0

CAREER STATS

SEASON	TEAM	GP-GS	MIN	Field Goals		3-Point		F-Throws		Rebounds			Scoring							
				FG-FGA	FG%	3FG-FGA	3FG%	FT-FTA	FT%	OFF	DEF	TOT	AVG	PF	FO	AST	BLK	STL	PTS	AVG
2019-20	VaTech	2-0	24/12.0	3-9	.333	2-5	.400	0-0	.000	0	2	2	1.0	2-0	0	3	0	0	8	4.0
TOTAL		2-0	24/12.0	3-9	.333	2-5	.400	0-0	.000	0	2	2	1.0	2-0	0	3	0	0	8	4.0





JOHN OJIAKO (OH-gee-ah-co)

Freshman | 6-10 | 240
F | Lagos, Nigeria

High School
Admiral Farragut

Major: Undecided

21

AT THE RIM

- Has played in all two games.
- Posted six points, two rebounds and a block against Coppin State (11/8) in the home opener.
- Grabbed his first career rebound at Clemson (11/5) in the season opener.
- Came in off the bench for four minutes and pulled down a rebound at Clemson (11/5).
- Played at Admiral Farragut High School.
- Originally from Nigeria, played his high school basketball first in Kentucky and last year in St. Petersburg, Florida.
- Rated as No. 25 center in the nation and No. 10 player in Florida by ESPN.
- Three-star prospect on 247 Sports and Rivals.com ... No. 21 player in Florida by 247 Sports.
- Hopes to become a medical doctor.

CAREER HIGHS

Statistic	Value
Points	6 vs Coppin St. 11/09/19
Rebounds	2 vs Coppin St. 11/09/19
Blocks	1 vs Coppin St. 11/09/19
FG Made	2 vs Coppin St. 11/09/19
FG Attempts	4 vs Coppin St. 11/09/19
FT Made	2 vs Coppin St. 11/09/19
FT Attempts	2 vs Coppin St. 11/09/19

GAME-BY-GAME STATS

Opponent	Date	GS	MIN	Total		3-Pointers		Free throws		Rebounds		PF	A	T/O	BLK	STL	PTS	AVG		
				FG-FGA	PCT	3FG-3FGA	PCT	FT-FTA	PCT	OFF	DEF								TOT	AVG
at Clemson	11/05/19		08:16	1-2	.500	1-1	1.000	0-0	.000	0	1	1	1.0	0	0	0	0	3	3.0	
Coppin St.	11/08/19		15:45	2-7	.286	1-4	.250	0-0	.000	0	1	1	1.0	2	0	3	0	0	5	4.0
Totals		0	24:01	3-9	.333	2-5	.400	0-0	.000	0	2	2	1.0	2	0	3	0	0	8	4.0

CAREER STATS

SEASON	TEAM	GP	GS	MIN	Field Goals		3-Point		F-Throws		Rebounds		PF	FO	AST	TO	BLK	STL	PTS	AVG	
					FG-FGA	FG%	3FG-FGA	3FG%	FT-FTA	FT%	OFF	DEF									TOT
2019-20	VaTech	2-0		19/9.5	2-4	.500	0-0	.000	2-2	1.000	1	2	3	1.5	2-0	0	1	1	0	6	3.0
TOTAL		2-0		19/9.5	2-4	.500	0-0	.000	2-2	1.000	1	2	3	1.5	2-0	0	1	1	0	6	3.0



TYRECE TYRECE (TIE-reese)

Redshirt Freshman | 6-1 | 205
Baton Rouge, La.

High School
Cushing Academ

Major: University Studies

23

AT THE RIM

- Has played in all two games.
- Scored in double figures against Coppin State (11/8) in the home opener, collecting 10 points, eight rebounds, one assist and two blocks.
- Recorded four points and four rebounds at Clemson (11/5) in the season opener.
- Redshirted last year after being a four-year starter in the state of Louisiana during prep days.
- All-Metro performer at McKinley as a senior.
- Averaged 22.0 points, 6.0 rebounds and 4.0 assists as a senior, leading Panthers to state semifinals.
- Second team All-State as a senior.
- First team all-district and All-Metro and second-team Class 5A all-state performer, averaging 17.8 points, 4.5 rebounds and 4.2 assists as a junior.

CAREER HIGHS

Statistic	Value
Points	10 vs Coppin St. 11/09/19
Rebounds	8 vs Coppin St. 11/09/19
Assists	1 vs Coppin St. 11/09/19
Blocks	2 vs Coppin St. 11/09/19
FG Made	5 vs Coppin St. 11/09/19
FG Attempts	7 vs Coppin St. 11/09/19
3FG Attempts	1 vs Coppin St. 11/09/19
FT Made	2 at Clemson 11/06/19
FT Attempts	2 at Clemson 11/06/19

GAME-BY-GAME STATS

Opponent	Date	GS	MIN	Total		3-Pointers		Free throws		Rebounds		PF	A	T/O	BLK	STL	PTS	AVG		
				FG-FGA	PCT	3FG-3FGA	PCT	FT-FTA	PCT	OFF	DEF								TOT	AVG
at Clemson	11/05/19		04:19	0-0	.000	0-0	.000	0-0	.000	0	1	1	1.0	0	0	0	0	0	0.0	
Coppin St.	11/08/19		14:42	2-4	.500	0-0	.000	2-2	1.000	1	1	2	1.5	2	0	1	1	0	6	3.0
Totals		0	19:01	2-4	.500	0-0	.000	2-2	1.000	1	2	3	1.5	2	0	1	1	0	6	3.0

CAREER STATS

SEASON	TEAM	GP	GS	MIN	Field Goals		3-Point		F-Throws		Rebounds		PF	FO	AST	TO	BLK	STL	PTS	AVG	
					FG-FGA	FG%	3FG-FGA	3FG%	FT-FTA	FT%	OFF	DEF									TOT
2019-20	VaTech	2-0		33/16.6	6-9	.667	0-1	.000	2-3	.667	2	10	12	6.0	3-0	1	0	2	0	14	7.0
TOTAL		2-0		33/16.6	6-9	.667	0-1	.000	2-3	.667	2	10	12	6.0	3-0	1	0	2	0	14	7.0





BRANDEN JOHNSON

Graduate Student | 6-8 | 230
F | Garfield Heights, Ohio

High School
Harfield Heights, Ohio

Major: Curriculum and Instruction

24

AT THE RIM

- Has played in one game.
- Came in off the bench and played five minutes against Coppin State (11/8) in the home opener, grabbing a rebound.
- A grad transfer from Alabama State that played in 66 games with 46 starts.
- Averaged four points and four rebounds per game in 2018-19.
- Scored in double-figures in three games last season, including a double-double (11 points, 13 rebounds) against Birmingham-Southern.
- 2018-19 Preseason All-SWAC second team pick.

CAREER HIGHS

Statistic	Value
Points	16 at Prairie View 02/24/18
Rebounds	17 at Prairie View 02/24/18
Assists	1 11 times
Steals	2 at Iowa 11/12/17, at South Dakota St. 11/14/17, at Jacksonville St. 11/30/17
Blocks	6 vs Jackson St. 03/01/18
FG Made	7 at Prairie View 02/24/18
FG Attempts	9 at Texas Southern 02/26/18
3FG Attempts	1 at Ark.-Pine Bluff 02/05/18, vs Fort Valley St. 12/29/16
FT Made	6 at Alabama A&M 02/10/18
FT Attempts	12 vs Birmingham-So. 11/15/18

GAME-BY-GAME STATS

Opponent	Date	GS	MIN	Total		3-Pointers		Free throws		Rebounds		PF	A	T/O	BLK	STL	PTS	AVG	
				FG-FGA	PCT	3FG-3FGA	PCT	FT-FTA	PCT	OFF	DEF								TOT
Coppin St.	11/08/19		04:51	0-0	.000	0-0	.000	0-0	.000	0	1	1	1.0	0	0	0	0	0	0.0
Totals		0	04:51	0-0	.000	0-0	.000	0-0	.000	0	1	1	1.0	0	0	0	0	0	0.0

CAREER STATS

SEASON	TEAM	GP-GS	MIN	Field Goals		3-Point		F-Throws		Rebounds		Scoring								
				FG-FGA	FG%	3FG-FGA	3FG%	FT-FTA	FT%	OFF	DEF	TOT	AVG	PF	FO	AST	TO	BLK	STL	PTS
2016-17	ALST	4-0	8/2.0	0-3	.000	0-1	.000	0-0	.000	1	0	1	0.3	1-0	0	1	0	0	0	0.0
2017-18	ALST	31-31	752/24.3	99-154	.643	0-1	.000	40-108	.370	79	133	212	6.8	74-1	8	37	48	18	238	7.7
2018-19	ALST	31-15	525/16.9	53-85	.624	0-0	.000	27-70	.386	46	68	114	3.7	46-0	3	20	19	7	133	4.3
2019-20	VaTech	1-0	5/4.9	0-0	.000	0-0	.000	0-0	.000	0	1	1	1.0	0-0	0	0	0	0	0	0.0
TOTAL FOR VaTech		1-0	5/4.9	0-0	.000	0-0	.000	0-0	.000	0	1	1	1.0	0-0	0	0	0	0	0	0.0
TOTAL		67-46	1290/19.3	152-242	.628	0-2	.000	67-178	.376	126	202	328	4.9	121-1	11	58	67	25	371	5.5



RYAN PAYNE

Senior | 6-8 | 220
F | Mechansville, Va.

High School
Hanover

Major: Finance

25

AT THE RIM

- Three-year letterwinner at Hanover High School under head coach Darren Thornton.
- VHSL 4A first-team all-state.
- Conference 20 Player of the Year ... Three-time all-academic team.

CAREER HIGHS

GAME-BY-GAME STATS





GRANT YATES

Sophomore | 6-8 | 210
F | Gainesville, Va.

High School
Battlefield

Major: Business

13

AT THE RIM

- Due to NCAA transfer rules, will have to sit out this season.
- Walk-on at after transferring from Christopher Newport University.
- At Christopher Newport, he appeared in 19 games as a freshman in the 2018-19 season.
- Scored 17 points and grabbed 11 rebounds on the season.

CAREER HIGHS

GAME-BY-GAME STATS



KEVE ALUMA ((Kev-aye))

Junior | 6-9 | 240
F | Berlin, Md.

High School/Last School
Stephen Dcatur / Wofford

Major: Human Development

22

AT THE RIM

- Due to NCAA transfer rules, will have to sit out this season.
- Played in 68 games, including starting 34 contests his sophomore season at Wofford.
- Averaged seven points and seven rebounds per game in 2018-19.
- Racked up the second-most rebounds on the team with 239.
- Scored in double figures eight times and recorded two double-doubles
- Had a knack on the offensive glass, ranking fifth in the SoCon with 2.8 offensive rebounds per game in league action.
- In his free time, he enjoys playing soccer.

CAREER HIGHS

Statistic	Value
Points	14 vs Mars Hill 11/23/18, vs The Citadel 01/04/19
Rebounds	12 vs Samford 01/25/19
Assists	4 at Oklahoma 11/18/18
Steals	3 vs Samford 01/25/19
Blocks	3 at Furman 02/23/19, at ETSU 02/08/19, vs VMI 03/09/19
FG Made	6 vs Chattanooga 01/27/19, vs Samford 01/25/19
FG Attempts	9 vs Samford 01/25/19
3FG Attempts	1 at High Point 11/10/18
FT Made	6 vs Mars Hill 11/23/18, at Mercer 02/01/19, vs Seton Hall 03/22/19
FT Attempts	9 at Mercer 02/01/19

CAREER STATS

SEASON	TEAM	GP-GS	MIN	Field Goals		3-Point		F-Throws		Rebounds			Scoring								
				FG-FGA	FG%	3FG-FGA	3FG%	FT-FTA	FT%	OFF	DEF	TOT	AVG	PP-FO	AST	TO	BLK	STL	PTS	AVG	
2017-18	WOF	33-2	439	133	30-53	.566	0-0	.000	24-42	.571	45	68	113	3.4	63-2	18	20	13	6	84	2.5
2018-19	WOF	35-34	930	26.6	94-141	.667	0-1	.000	54-94	.574	92	147	239	6.8	81-3	34	36	31	23	242	6.9
TOTAL FOR VaTech		0-0	0	0.0	0-0	.000	0-0	.000	0-0	.000	0	0	0	0.0	0-0	0	0	0	0	0	0.0
TOTAL		68-36	1369	20.1	124-194	.639	0-1	.000	78-136	.574	137	215	352	5.2	144-5	52	56	44	29	326	4.8



NCAA STATS

Statistic	National Rank	Conference Rank	Value	National Leader	Value	Conference Leader	Value
3-pt Field Goal Attempts (345 ranked)	36	2	60	UTSA	118	Clemson	83
Assist Turnover Ratio (347 ranked)	162	9	1.00	Washington St.	4.33	Notre Dame	2.00
Assists Per Game (345 ranked)	158	6	14.0	Utah	26.0	Georgia Tech	20.0
Blocked Shots Per Game (335 ranked)	181	11	3.0	Washington Marquette	11.0	Georgia Tech	9.0
Defensive Rebounds per Game (347 ranked)	8	1	39.50	Utah	46.00	Virginia Tech	39.50
Fewest Fouls (347 ranked)	102	6	28	Grambling	5	Syracuse	12
Fewest Turnovers (346 ranked)	202	11	28	Washington St.	3	Syracuse	9
Field-Goal Percentage (347 ranked)	226	9	41.5	Grambling	61.9	Louisville	52.3
Field-Goal Percentage Defense (347 ranked)	7	2	26.7	Sacramento St.	19.0	Virginia	23.1
Free Throw Attempts (347 ranked)	198	10	32	Oakland	98	Boston College	51
Free Throws Made (347 ranked)	187	10	23	Oakland	68	NC State	36
Free-Throw Percentage (347 ranked)	124	6	71.9	Western Ill.	93.3	NC State	81.8
Offensive Rebounds Per Game (347 ranked)	297	13	7.00	Grambling	24.00	North Carolina	15.00
Personal Fouls Per Game (347 ranked)	48	6	14.0	Grambling	5.0	Virginia	8.5
Rebound Margin (347 ranked)	113	4	6.0	Grambling	35.0	Virginia	16.5
Scoring Defense (347 ranked)	19	3	51.0	Sacramento St.	27.0	Virginia	34.0
Scoring Margin (347 ranked)	79	2	19.5	Grambling	95.0	Virginia	22.5
Scoring Offense (346 ranked)	212	10	70.5	Grambling	147.0	Louisville	82.5
Steals Per Game (346 ranked)	235	10	5.5	Grambling	25.0	Duke	11.5
Three Pt FG Defense (347 ranked)	16	2	19.1	Washington St.	6.7	Syracuse	16.0
Three-Point Field Goals Per Game (347 ranked)	44	1	10.0	Drake	17.0	Virginia Tech	10.0
Three-Point Field-Goal Percentage (347 ranked)	156	6	33.3	Marquette	60.9	North Carolina	40.0
Total 3-point FGM (347 ranked)	41	2	20	Delaware	42	Clemson	27
Total Assists (345 ranked)	136	6	28	Delaware	61	Louisville	36
Total Blocks (326 ranked)	161	11	6	Central Ark.	19	NC State	13
Total Rebounds (347 ranked)	48	4	93	Oakland	171	Clemson	111
Total Rebounds Per Game (347 ranked)	42	3	46.50	Hampton	62.00	North Carolina	52.50
Total Steals (346 ranked)	194	9	11	Lamar University	36	Duke	23
Turnover Margin (326 ranked)	232	12	-2.0	Grambling	25.0	Duke	10.5
Turnovers Forced (347 ranked)	266	12	12.00	Grambling	31.00	Duke	23.00
Turnovers Per Game (347 ranked)	163	11	14.0	Washington St.	3.0	Miami (FL)	8.0
Won-Lost Percentage (274 ranked)	1	1	100.0	132 teams tied	100.0	7 teams tied	100.0

Statistic	Player	National Rank	Conference Rank	Value	National Leader	Value	Conference Leader	Value
3-pt Field Goal Attempts (211 ranked)	Landers Nolley II	154	6	13	Jhivvan Jackson, UTSA	42	Cole Anthony, North Carolina	22
	Nahiem Alleyne	211	9	12				
Assist Turnover Ratio (237 ranked)	Wabissa Bede	118	8	3.20	Joel Ayayi, Gonzaga	12.00	Leaky Black, North Carolina	7.00
Assists Per Game (203 ranked)	Wabissa Bede	7	1	8.0	Tyrese Haliburton, Iowa St.	13.0	Wabissa Bede, Virginia Tech	8.0
							Darius Perry, Louisville	8.0
Blocked Shots Per Game (168 ranked)					Theo John, Marquette	8.00	Manny Bates, NC State	6.00
Defensive Rebounds per Game (193 ranked)	Wabissa Bede	34	5	8.50	Christian Thompson, Tulane	12.00	James Banks III, Georgia Tech	11.00
Double Doubles (26 ranked)					25 players tied	2	Cole Anthony, North Carolina	2
							Steven Enoch, Louisville	2
Field-Goal Percentage (249 ranked)					Terreon Randolph, Grambling	100.0	Jay Huff, Virginia	83.3
					Garrett Sturtz, Drake	100.0		
					Roman Penn, Drake	100.0		
Free Throw Attempts (220 ranked)	Landers Nolley II	162	5	11	Jhivvan Jackson, UTSA	28	Derryck Thornton, Boston College	17
Free Throws Made (227 ranked)	Nahiem Alleyne	227	8	7	Jhivvan Jackson, UTSA	23	Derryck Thornton, Boston College	11
	Landers Nolley II	227	8	7				
Free-Throw Percentage (222 ranked)	Nahiem Alleyne	153	7	87.5	115 players tied	100.0	5 players tied	100.0
Minutes Per Game (250 ranked)					Jordan Ford, Saint Mary's (CA)	45.00	Michael Devoe, Georgia Tech	41:52
Offensive Rebounds Per Game (143 ranked)					Cyril Langevine, Rhode Island	8.50	Sam Waardenburg, Miami (FL)	4.50
Points Per Game (228 ranked)	Landers Nolley II	102	6	20.5	Jordan Roland, Northeastern	40.5	Cole Anthony, North Carolina	27.0
Rebounds Per Game (200 ranked)	Wabissa Bede	171	16	8.5	Cyril Langevine, Rhode Island	16.0	Steven Enoch, Louisville	13.0
							James Banks III, Georgia Tech	13.0
Steals Per Game (175 ranked)					Ivy Smith Jr, Grambling	7.00	Khalid Moore, Georgia Tech	6.00
					Christian Vital, UConn	7.00		
Three-Point Field Goals Per Game (191 ranked)	Nahiem Alleyne	98	7	3.00	Markus Howard, Marquette	7.00	Cole Anthony, North Carolina	5.00
					Aaron Nesmith, Vanderbilt	7.00		
Three-Point Field-Goal Percentage (249 ranked)	Nahiem Alleyne	118	8	50.0	Koby McEwen, Marquette	100.0	Michael Devoe, Georgia Tech	75.0
Total 3-point FGM (243 ranked)	Nahiem Alleyne	82	8	6	Nate Darling, Delaware	17	Cole Anthony, North Carolina	10
	P.J. Horne	243	12	4				
	Landers Nolley II	243	12	4				
Total Assists (236 ranked)	Wabissa Bede	9	1	16	Tyrese Haliburton, Iowa St.	26	Wabissa Bede, Virginia Tech	16
							Darius Perry, Louisville	16
Total Blocks (247 ranked)	Tyrese Radford	247	14	2	Nate Reuvers, Wisconsin	13	Manny Bates, NC State	12
Total Field Goal Attempts (216 ranked)	Landers Nolley II	49	2	33	Jhivvan Jackson, UTSA	89	Cole Anthony, North Carolina	48
Total Field Goals Made (186 ranked)	Landers Nolley II	72	5	15	Jhivvan Jackson, UTSA	34	Cole Anthony, North Carolina	19
							C.J. Bryce, NC State	19
Total Minutes (250 ranked)					Kevin Kangu, Oakland	143:06	John Newman III, Clemson	92:06
Total Points (240 ranked)	Landers Nolley II	82	5	41	Jhivvan Jackson, UTSA	103	Cole Anthony, North Carolina	54
Total Rebounds (219 ranked)	Wabissa Bede	143	13	17	James Butler, Drexel	43	Aamir Simms, Clemson	31
Total Steals (153 ranked)					Aaron Cook, Southern Ill.	14	Tevin Mack, Clemson	6
							Khalid Moore, Georgia Tech	6
Triple Doubles (1 ranked)					Both Gach, Utah	1		
					Rylan Jones, Utah	1		



LAST FOUR BOX SCORES

Liberty 58 • 29-7

Box score for Liberty vs Virginia Tech (73-26-9). Includes player stats for Scottie James, Caleb Homesley, Lovell Cabbil, etc., and team totals.

Virginia Tech 67 • 26-8

Box score for Virginia Tech vs Liberty (58-29-7). Includes player stats for Kerry Blackshear Jr., Ty Outlaw, Wabissa Bede, etc., and team totals.

Officials: Michael Greenstein, Mike Roberts, Jeff Clark. Technical fouls: Liberty-None. Virginia Tech-None.

Score by periods table for Liberty vs Virginia Tech. Shows 1st, 2nd, and Total scores.

Points in game table for Liberty vs Virginia Tech. Shows In, Off, 2nd, and Fast Break points.

Last FG - LIB 2nd-00:31, VT 2nd-01:01. Largest lead - LIB by 8 1st-04:29, VT by 9 2nd-03:13.

Virginia Tech 73 • 26-9

Box score for Virginia Tech vs Duke (75-32-5). Includes player stats for Kerry Blackshear Jr., Ty Outlaw, Wabissa Bede, etc., and team totals.

Duke 75 • 32-5

Box score for Duke vs Virginia Tech (67-26-8). Includes player stats for Zion Williamson, RJ Barrett, Javin DeLaurier, etc., and team totals.

Officials: Bert Smith, Jamie Luckie, Kipp Kissingner. Technical fouls: Virginia Tech-None. Duke-None.

Score by periods table for Duke vs Virginia Tech. Shows 1st, 2nd, and Total scores.

Points in game table for Duke vs Virginia Tech. Shows In, Off, 2nd, and Fast Break points.

Last FG - VT 2nd-01:09, Duke 2nd-03:01. Largest lead - VT by 6 1st-15:02, Duke by 8 2nd-08:45.

Time: 7:00 pm. Attendance: 7500. Site: Littlejohn Coliseum. Referees: Lee Cassell, Bert Smith, Bill Covington.

Virginia Tech 67

Player stats for Virginia Tech vs Liberty (58-29-7). Columns include Player, GS, MIN, FG, 3PT, FT, ORB-DRB, REB, PF, A, TO, BLK, STL, PTS.

Team Summary for Virginia Tech vs Liberty (58-29-7). Shows FG, 3PT, and FT percentages.

Technical Fouls: (1) Homes, P.J. Second Chance Points: 10. Scores Tied: 9 times(s). Points in the Paint: 16. Fast Break Points: 11.

Clemson 60

Player stats for Clemson vs Virginia Tech (67-26-8). Columns include Player, GS, MIN, FG, 3PT, FT, ORB-DRB, REB, PF, A, TO, BLK, STL, PTS.

Team Summary for Clemson vs Virginia Tech (67-26-8). Shows FG, 3PT, and FT percentages.

Technical Fouls: none. Second Chance Points: 7. Scores Tied: 9 times(s). Points in the Paint: 22. Fast Break Points: 2.

Time: 7:00 pm. Attendance: 9275. Site: Cassell Coliseum, Blacksburg, VA. Referees: Scott Arbogast, Tom Clougherty, Ray Styons.

Coppin St. 42

Player stats for Coppin St. vs Virginia Tech (67-26-8). Columns include Player, GS, MIN, FG, 3PT, FT, ORB-DRB, REB, PF, A, TO, BLK, STL, PTS.

Team Summary for Coppin St. vs Virginia Tech (67-26-8). Shows FG, 3PT, and FT percentages.

Technical Fouls: none. Second Chance Points: 18. Scores Tied: 0 times(s). Points in the Paint: 14. Fast Break Points: 2.

Virginia Tech 74

Player stats for Virginia Tech vs Coppin St. (42-40-12). Columns include Player, GS, MIN, FG, 3PT, FT, ORB-DRB, REB, PF, A, TO, BLK, STL, PTS.

Team Summary for Virginia Tech vs Coppin St. (42-40-12). Shows FG, 3PT, and FT percentages.

Technical Fouls: none. Second Chance Points: 7. Scores Tied: 0 times(s). Points in the Paint: 22. Fast Break Points: 9.

COMBINED SEASON STATS

Game Records

Record	Overall	Home	Away	Neutral
ALL GAMES	2-0	1-0	1-0	0-0
CONFERENCE	1-0	0-0	1-0	0-0
NON-CONFERENCE	1-0	1-0	0-0	0-0

Score by Periods

Team	1st	2nd	OT	TOT
Virginia Tech	69	72	0	141
Opponents	49	53	0	102

Team Box Score

No.	Player	Total			3-Point		F-Throw		Rebounds				Other Stats									
		GP-GS	MIN	AVG	FG-FGA	FG%	3FG-FGA	3FG%	FT-FTA	FT%	OFF	DEF	TOT	AVG	PF	DQ	A	TO	BLK	STL	PTS	AVG
2	NOLLEY II, Landers	2-2	63:17	31.6	15-33	.455	4-13	.308	7-11	.636	1	11	12	6.0	4	0	1	8	1	3	41	20.5
4	ALLEYNE, Nahiem	2-1	46:12	23.1	8-17	.471	6-12	.500	7-8	.875	0	5	5	2.5	1	0	1	2	0	1	29	14.5
14	HORNE, P.J.	2-2	58:17	29.1	6-12	.500	4-8	.500	1-1	1.000	1	9	10	5.0	2	0	4	2	0	1	17	8.5
23	RADFORD, Tyrece	2-0	33:07	16.6	6-9	.667	0-1	.000	2-3	.667	2	10	12	6.0	3	0	1	0	2	0	14	7.0
1	WILKINS, Isaiah	2-2	43:50	21.9	4-15	.267	2-8	.250	1-3	.333	5	8	13	6.5	7	1	2	5	0	2	11	5.5
3	BEDE, Wabissa	2-2	55:59	28.0	3-8	.375	1-4	.250	3-4	.750	0	17	17	8.5	5	0	16	5	1	2	10	5.0
15	CONE, Jalen	2-0	24:01	12.0	3-9	.333	2-5	.400	0-0	.000	0	2	2	1.0	2	0	0	3	0	0	8	4.0
21	OJIAKO, John	2-0	19:01	9.5	2-4	.500	0-0	.000	2-2	1.000	1	2	3	1.5	2	0	0	1	1	0	6	3.0
0	CATTOOR, Hunter	2-1	49:16	24.6	2-9	.222	1-7	.143	0-0	.000	1	11	12	6.0	2	0	3	2	1	1	5	2.5
24	JOHNSON, Branden	1-0	04:51	4.9	0-0	.000	0-0	.000	0-0	.000	0	1	1	1.0	0	0	0	0	0	0	0	0.0
11	PALMER, Brendan	1-0	02:09	2.2	0-2	.000	0-2	.000	0-0	.000	0	1	1	1.0	0	0	0	0	0	1	0	0.0
Team											3	2	5				0					
Total		2			49-118	.415	20-60	.333	23-32	.719	14	79	93	46.5	28	1	28	28	6	11	141	70.5
Opponents		2			36-135	.267	13-68	.191	17-26	.654	23	58	81	40.5	30	-	15	24	3	12	102	51.0

Team Statistics

	VaTech	OPP
Scoring	141	102
Points per game	70.5	51.0
Scoring margin	+19.5	-
Field goals-att	49-118	36-135
Field goal pct	.415	.267
3 point fg-att	20-60	13-68
3-point FG pct	.333	.191
3-pt FG made per game	10.0	6.5
Free throws-att	23-32	17-26
Free throw pct	.719	.654
F-Throws made per game	11.5	8.5
Rebounds	93	81
Rebounds per game	46.5	40.5
Rebounding margin	+6.0	-
Assists	28	15
Assists per game	14.0	7.5
Turnovers	28	24
Turnovers per game	14.0	12.0
Turnover margin	-2.0	-
Assist/turnover ratio	1.0	0.6
Steals	11	12
Steals per game	5.5	6.0
Blocks	6	3
Blocks per game	3.0	1.5
Winning streak	2	-
Home win streak	1	-
Attendance	9275	7500
Home games-Avg/Game	1-9275	1-7500

Team Results

Date	Opponent		Score	Att.
11/05/19	at Clemson	W	67-60	7500
11/08/19	Coppin St.	W	74-42	9275



CONFERENCE SEASON STATS

Player	Overall Statistics										Conference Statistics									
	GP-GS	MIN/G	FG%	3FG%	FT%	R/G	A/G	STL	BLK	PTS/G	GP-GS	MIN/G	FG%	3FG%	FT%	R/G	A/G	STL	BLK	PTS/G
NOLLEY II, Landers	1-1	37.0	.522	.500	.500	5.0	0.0	2	0	30.0	1-1	37.0	.522	.500	.500	5.0	0.0	2	0	30.0
ALLEYNE, Nahiem	1-0	23.0	.222	.333	.833	3.0	1.0	1	0	11.0	1-0	23.0	.222	.333	.833	3.0	1.0	1	0	11.0
HORNE, P.J.	1-1	36.0	.429	.250	1.000	7.0	2.0	0	0	8.0	1-1	36.0	.429	.250	1.000	7.0	2.0	0	0	8.0
BEDE, Wabissa	1-1	32.0	.500	.000	.750	8.0	6.0	0	1	7.0	1-1	32.0	.500	.000	.750	8.0	6.0	0	1	7.0
WILKINS, Isaiah	1-1	21.0	.143	.200	.333	6.0	2.0	1	0	4.0	1-1	21.0	.143	.200	.333	6.0	2.0	1	0	4.0
RADFORD, Tyrece	1-0	13.0	.500	.000	1.000	4.0	0.0	0	0	4.0	1-0	13.0	.500	.000	1.000	4.0	0.0	0	0	4.0
CONE, Jalen	1-0	8.0	.500	1.000	.000	1.0	0.0	0	0	3.0	1-0	8.0	.500	1.000	.000	1.0	0.0	0	0	3.0
CATTOOR, Hunter	1-1	27.0	.000	.000	.000	4.0	0.0	0	0	0.0	1-1	27.0	.000	.000	.000	4.0	0.0	0	0	0.0
OJIAKO, John	1-0	4.0	.000	.000	.000	1.0	0.0	0	0	0.0	1-0	4.0	.000	.000	.000	1.0	0.0	0	0	0.0
Totals	1		.386	.333	.700	44.0	11.0	4	1	67.0	18		.449	.367	.782	31.3	13.8	109	34	69.8
Opponent	1		.344	.241	.600	36.0	9.0	4	2	60.0	1		.344	.241	.600	36.0	9.0	4	2	60.0

Scoring

Player	Overall Statistics								Conference Statistics							
	FG-FGA	FG%	3FG-3FGA	3FG%	FT-FTA	FT%	PTS	PTS/G	FG-FGA	FG%	3FG-3FGA	3FG%	FT-FTA	FT%	PTS	PTS/G
NOLLEY II, Landers	12-23	.522	4-8	.500	2-4	.500	30	30.0	12-23	.522	4-8	.500	2-4	.500	30	30.0
ALLEYNE, Nahiem	2-9	.222	2-6	.333	5-6	.833	11	11.0	2-9	.222	2-6	.333	5-6	.833	11	11.0
HORNE, P.J.	3-7	.429	1-4	.250	1-1	1.000	8	8.0	3-7	.429	1-4	.250	1-1	1.000	8	8.0
BEDE, Wabissa	2-4	.500	0-1	.000	3-4	.750	7	7.0	2-4	.500	0-1	.000	3-4	.750	7	7.0
WILKINS, Isaiah	1-7	.143	1-5	.200	1-3	.333	4	4.0	1-7	.143	1-5	.200	1-3	.333	4	4.0
RADFORD, Tyrece	1-2	.500	0-0	.000	2-2	1.000	4	4.0	1-2	.500	0-0	.000	2-2	1.000	4	4.0
CONE, Jalen	1-2	.500	1-1	1.000	0-0	.000	3	3.0	1-2	.500	1-1	1.000	0-0	.000	3	3.0
CATTOOR, Hunter	0-3	.000	0-2	.000	0-0	.000	0	0.0	0-3	.000	0-2	.000	0-0	.000	0	0.0
OJIAKO, John	0-0	.000	0-0	.000	0-0	.000	0	0.0	0-0	.000	0-0	.000	0-0	.000	0	0.0
Totals	22-57	.386	9-27	.333	14-20	.700	67	67.0	418-930	.449	158-431	.367	262-335	.782	1256	69.8
Opponent	22-64	.344	7-29	.241	9-15	.600	60	60.0	22-64	.344	7-29	.241	9-15	.600	60	60.0

Totals

Player	Overall Statistics										Conference Statistics									
	O-REB	D-REB	TOTAL	PF	FO	A	TO	A/TO	HI	PTS	O-REB	D-REB	TOTAL	PF	FO	A	TO	A/TO	HI	PTS
NOLLEY II, Landers	1	4	5	3	0	0	5	0.0	30	1	4	5	3	0	0	5	0.0	30		
ALLEYNE, Nahiem	0	3	3	1	0	1	1	1.0	11	0	3	3	1	0	1	1	1.0	11		
HORNE, P.J.	0	7	7	1	0	2	1	2.0	8	0	7	7	1	0	2	1	2.0	8		
BEDE, Wabissa	0	8	8	3	0	6	3	2.0	7	0	8	8	3	0	6	3	2.0	7		
WILKINS, Isaiah	4	2	6	5	1	2	2	1.0	4	4	2	6	5	1	2	2	1.0	4		
RADFORD, Tyrece	1	3	4	1	0	0	0	0.0	4	1	3	4	1	0	0	0	0.0	4		
CONE, Jalen	0	1	1	0	0	0	0	0.0	3	0	1	1	0	0	0	0	0.0	3		
CATTOOR, Hunter	0	4	4	1	0	0	1	0.0	0	0	4	4	1	0	0	1	0.0	0		
OJIAKO, John	0	1	1	0	0	0	0	0.0	0	0	1	1	0	0	0	0	0.0	0		
Totals	9	35	44	15	1	11	13	0.8	67	151	413	564	288	1	248	202	1.2	67		
Opponent	8	28	36	16	-	9	8	1.1	60	8	28	36	16	-	9	8	1.1	60		





0
Hunter CATTOOR
G | 6-3 | 205 | Fr.
Orlando, Fla.
(cuh-TOUR)



1
Isaiah WILKINS
G | 6-4 | 225 | So.
Winston-Salem, N.C.



2
Landers NOLLEY II
G/F | 6-7 | 225 | r-Fr.
Atlanta, Ga.
(NAH-lee)



3
Wabissa BEDE
G | 6-0 | 200 | Jr.
North Andover, Mass.
(wa-BEE-sah BEE-dee)



4
Nahiem Alleyne
G | 6-3 | 195 | Fr.
Buford, Ga.
(na-HEEM ah-LEAN)



10
Jonathan KABONGO
G | 6-4 | 195 | So.
Toronto, Canada
(kuh-BONGO)



11
Brendan PALMER
G | 6-4 | 195 | So.
Winston-Salem, N.C.



13
Grant YATES
F | 6-8 | 210 | So.
Gainesville, Va.



14
P.J. HORNE
F | 6-6 | 225 | Jr.
Tifton, Ga.



15
Jalen CONE
G | 5-10 | 170 | Fr.
Walkertown, N.C.



21
John Ojiako
F | 6-10 | 240 | Fr.
Lagos, Nigera
(OH-gee-ah-co)




22
Keve ALUMA
F | 6-9 | 240 | Jr.
Berlin, Md.
(Kev-aye)



23
Tyrece RADFORD
G | 6-1 | 205 | r-Fr.
Baton Rouge, La.
(TIE-reese)



24
Branden JOHNSON
F | 6-8 | 230 | r-Sr.
Garfield Heights, Ohio



25
Ryan PAYNE
F | 6-8 | 220 | Jr.
Mechanicsville, Va.



Mike YOUNG
Head Coach
Emory & Henry, 1986



Chester FRAZIER
Associate Head Coach
Illinois, 2009



Christian WEBSTER
Assistant Coach
Harvard, 2013



Antwon JACKSON
Assistant Coach
Pikeville, 1993

