



HOKIES®

2019 Virginia Tech Volleyball Match Notes

#Next

Oct. 4-6 | Matches 16 & 17
Raleigh, N.C. | Chapel Hill, N.C.

INFORMATION

Virginia Tech Hokies



Record..... 7-8, 0-2 ACC
Starters R/L..... 4+Libero/2
Head Coach..... Jill Wilson
Record (Years)..... 31-45 (3rd)

NC State



Wolfpack

Record..... 5-10, 0-3 ACC
Starters R/L..... 3/3+Libero
Head Coach..... Linda Hampton-Keith
Record (Years)..... 61-46 (4th)

North Carolina



Tar Heels

Record..... 4-9, 1-2 ACC
Starters R/L..... 4+Libero/2
Head Coach..... Joe Sagula
Record (Years)..... 806-474 (30th)

NUMBER TO KNOW

2

• Since Tech coach Jill Wilson has taken over, the Hokies are 0-2 against NC State, with the Wolfpack winning in four sets each time after losing the first frame in each and rallying.

13

• The Hokies took down North Carolina in three sets last season, a first since 2006, and are hoping to make it two straight wins against UNC for the first time in 13 years.

STARTERS

#	Name	K	Pct.	A	D	B
1	Kaity Smith (OH)	57	.126	7	56	4
2	Anabel Zier (MB)	91	.226	1	16	48
3	Cera Powell (OH)	134	.152	1	24	22
19	Marisa Cerchio (RS)	166	.237	3	14	31
22	Kai Young (MB)	50	.138	0	8	41
23	Talyn Jackson (S)	42	.295	538	140	16
4	Logan Mosley (L)	3	.182	47	258	0

AT THE NET

- Virginia Tech's volleyball team will be on the road in ACC play for the second consecutive weekend, but this time staying in the same state - and hotel for that matter (Durham).
- Hoping to begin league play with a 2-2 record after this weekend, Tech has started 2-2 five times since joining the conference in 2004.
- Tech, playing the same four teams (UVA, Pitt, NC State, UNC) to begin league play like last year, went 2-2 its first two weekends in 2018.
- The last time the Hokies started ACC action 0-4 was in 2010, their only time doing so.
- Tech will once again will be without its points per set leader, as sophomore outside hitter Tessa Wyner (3.19) sits out due to injury for the second straight weekend.
- Expect junior Kaity Smith to fill the void, which she did last weekend with 18 kills.

WHO TO WATCH



- Sophomore Talyn Jackson has really settled in at the setter position, owning the starting role for the Hokies this year.
- The Nevada native has racked up eight double-doubles, including one last week (UVA).

- Libero Logan Mosley, who got injured last weekend at Virginia, played a little bit on Sunday at No. 4 Pitt as a defensive specialist.
- The freshman will be back at libero this weekend, feeling back to 100 percent.



LAST TIME OUT

- Tech opened the conference portion of its season at in-state rival Virginia in the Commonwealth Clash presented by Virginia529 and at reigning ACC champion and fourth-ranked Pitt, with falling in each contest.
- Right-side hitter Marisa Cerchio tied her career high of 15 kills against the Cavaliers.

Schedule

AUGUST

23	vs. JAMES MADISON#	L, 3-1
30	(1) vs. USC UPSTATE	W, 3-1
30	(1) AT MIAMI (OHIO) (MIAMIREDHAWKS.COM)	L, 3-1
31	(1) vs. NORTHWESTERN	L, 3-0

SEPTEMBER

6	(2) vs. ELON	W, 3-1
7	(2) vs. DAVIDSON	W, 3-1
7	(2) AT LIBERTY (ESPN+)	L, 3-1
10	AT VCU (ESPN+)	L, 3-1
13	(3) vs. UC IRVINE (MOUNTAIN WEST NETWORK)	W, 3-2
13	(3) vs. LOYOLA CHICAGO (MOUNTAIN WEST NETWORK)	W, 3-1
14	(3) AT AIR FORCE (MOUNTAIN WEST NETWORK)	W, 3-1
20	(4) CHATTANOOGA (ACC NETWORK EXTRA)	W, 3-2
20	(4) ARKANSAS STATE (ACC NETWORK EXTRA)	L, 3-1
21	(4) CHARLOTTE (ACC NETWORK EXTRA)	L, 3-0
27	AT VIRGINIA* (ACC NETWORK EXTRA)	L, 3-1
29	AT No. 4/4 PITT* (ACC NETWORK)	L, 3-0

OCTOBER

4	AT NC STATE* (ACC NETWORK EXTRA)	7 P.M.
6	AT NORTH CAROLINA* (ACC NETWORK EXTRA)	1 P.M.
11	CLEMSON* (ACC NETWORK EXTRA)	6 P.M.
13	GEORGIA TECH* (ACC NETWORK EXTRA)	1 P.M.
18	NOTRE DAME* (ACC NETWORK EXTRA)	6 P.M.
20	[RV] LOUISVILLE* (ACC NETWORK EXTRA)	1 P.M.
25	AT DUKE* (ACC NETWORK EXTRA)	6:30 P.M.
27	AT WAKE FOREST* (ACC NETWORK EXTRA)	1 P.M.

NOVEMBER

1	No. 23 FLORIDA STATE* (ACC NETWORK EXTRA)	6 P.M.
3	MIAMI (FLA.)* (ACC NETWORK EXTRA)	NOON
8	AT BOSTON COLLEGE* (ACC NETWORK EXTRA)	7:30 P.M.
10	AT SYRACUSE* (ACC NETWORK EXTRA)	1 P.M.
15	AT CLEMSON* (ACC NETWORK EXTRA)	7 P.M.
24	WAKE FOREST* (ACC NETWORK EXTRA)	NOON
27	VIRGINIA* (ACC NETWORK EXTRA)	6 P.M.
29	NORTH CAROLINA* (ACC NETWORK EXTRA)	3 P.M.

EXHIBITION | * ACC MATCH | AT THE TIME RANKING/CURRENT RANKING

- 1 - MIAMI BEST WESTERN SYCAMORE INN INVITATIONAL
- 2 - LIBERTY INVITATIONAL
- 3 - AMY SVOBODA MEMORIAL CLASSIC
- 4 - HOKIE INVITATIONAL

VIRGINIA TECH CONTACT

Lance Dozier
Assistant Director, Strategic Communications
Phone: (507) 993-1898
Email: lance17@vt.edu

Social



@HokiesVB



@HokiesVB



/HokieSports



@VT_VBall



AVCA Top 25 Poll - Week 5

Sept. 30 | *Opponents in italics*

Team (1st place)	Points	Record	Last
1 Baylor (54)	1587	11-0	2
2 Nebraska (7)	1477	10-1	3
3 Stanford (1)	1420	7-3	1
4 <i>Pitt (1)</i>	1404	13-1	4
5 Penn State	1290	9-2	5
6 Texas	1284	8-2	6
7 Minnesota	1267	8-2	7
8 Washington	1163	10-2	8
9 BYU (1)	1110	11-2	9
10 Marquette	1033	13-2	10
11 Hawai'i	908	12-1	11
12 Florida	887	11-2	12
13 Wisconsin	822	6-4	13
14 Creighton	765	9-3	14
15 Kentucky	635	9-4	16
16 Colorado State	607	12-1	17
17 Purdue	515	8-3	15
18 Illinois	426	6-5	20
19 California	419	11-1	21
20 Utah	380	9-4	18
21 Rice	317	13-1	22
22 Missouri	298	8-3	19
23 <i>Florida State</i>	219	8-3	23
24 Washington State	164	12-2	NR
25 Oregon	87	5-6	24

Receiving Votes: Louisville 76; San Diego 64; WKU 39; Michigan 29; USC 27; UC Santa Barbara 27; Colorado 23; Iowa State 5; Stephen F Austin 4

NCAA RPI

Nov. 24 | *Opponents in italics*

#	Team	Conference	Record
1	Stanford	Pac-12	28-1
2	Illinois	B1G	28-3
3	Texas	Big 12	20-4
4	Minnesota	B1G	25-3
5	BYU	WCC	27-1
6	Wisconsin	B1G	22-6
7	<i>Pitt</i>	ACC	29-1
8	Kentucky	SEC	24-4
9	USC	Pac-12	21-10
10	UCF	American	27-3
11	Nebraska	B1G	24-6
12	Penn State	B1G	23-7
13	Creighton	BIG EAST	28-4
14	Washington State	Pac-12	21-9
15	Marquette	BIG EAST	26-6
16	UNI	MVC	24-9
17	Baylor	Big 12	19-8
18	Florida	SEC	24-6
19	Oregon	Pac-12	20-10
20	Purdue	B1G	23-8
21	Michigan	B1G	22-9
22	Texas State	Sun Belt	26-6
23	Cal Poly	Big West	25-2
24	Cincinnati	American	25-7
25	Washington	Pac-12	18-12
26	Tennessee	SEC	25-5
27	<i>Florida State</i>	ACC	19-9
28	Dayton	A-10	23-7
29	Illinois State	MVC	25-7
30	Rice	C-USA	24-6

QUICK FACTS

University NameVirginia Tech
 LocationBlacksburg, Va.
 Founded1872
 Enrollment34,440
 President..... Dr. Timothy Sands
 Director of Athletics..... Whit Babcock
 NicknameHokies
 MascotHokie Bird
 Colors..... Chicago Maroon and Burnt Orange
 Conference.....Atlantic Coast

2019 Key Information

RETURNING STARTERS (4 + Libero)

Marisa Cerchio	MB/RS
Carol Raffety	L/DS
Kaity Smith	OH
Ester Talamazzi	OH
Kai Young	MB

2018 INFORMATION, 2019 PREVIEW

Overall Record 14-16
 ACC Record5-13 (T11th)
 Starters Returning/Lost..... 4 + Libero/2
 Letterwinners Returning/Lost..... 12/3
 Newcomers.....4
 Home Court..... Cassell Coliseum
 Capacity 9,275

OTHERS RETURNING (7)

Talyn Jackson	S	Had 127 assists, 31 digs, 16 blocks in 38 sets
Sarah Jane Lynch	S	Totaled 21 digs, six aces in 65 sets
Abby McKinzie	L/DS	Recorded 51 digs, five aces in 57 sets
Angel Robinson	MB	Posted 46 kills, 25 blocks in 46 sets
Kylie Thomas	L/DS	Tallied 127 digs, 18 aces in 88 sets
Jennifer Williams	OH	Redshirted
Tessa Wyner	OH	Registered nine kills, 14 digs in 23 sets

NEWCOMERS (4)

Logan Mosley	L/DS	2017 NCISAA Player of the Year, NCISAA first-team all-state
Cera Powell	OH	Big 8 Player of the Year, All-Metro team
Rachel Tam	L/DS	2017 Courier News N.J. Player of the Year, first-team all-state
Anabel Zier	MB	VHSA all-state, District and Region Player of the Year

STARTERS LOST (2)

Rhegan Mitchell	S	Racked up 1,122 assists (9.93 a/s), 243 digs, 66 kills
Jaila Tolbert	RS	Tallied a team-high 318 kills (.318 clip), 2nd team All-ACC

No.	Name	Pos.	Ht.	Cl.	Hometown	High School (Previous School)
1	Kaity Smith	OH	6'1"	So.	Florence, Ky.	Randall Cooper
2	Anabel Zier	MB/RS	6'2"	Fr.	Blacksburg, Va.	Blacksburg
3	Cera Powell	OH	6'0"	Fr.	Pittsboro, N.C.	Northwood
4	Logan Mosley	L/DS	5'6"	Fr.	Apex, N.C.	Cary Christian
5	Carol Raffety	L/DS	5'11"	Jr.	Novato, Calif.	Marin Catholic
6	Angel Robinson	MB	6'0"	Fr.	Norman, Okla.	Norman North
7	Tessa Wyner	OH	5'11"	Fr.	Charleston, W.Va.	George Washington
10	Kylie Thomas	L/DS	5'7"	So.	Sterling, Va.	Potomac Falls
11	Sarah Jane Lynch	S	6'2"	Fr.	Roswell, Ga.	Mount Pisgah Christian
14	Ester Talamazzi	OH	6'0"	So.	Campo Ligure, Genoa, Italy	Liceo Scientifico A. Antonelli
16	Jennifer Williams	OH	6'1"	Fr.	Staunton, Va.	Robert E. Lee
17	Rachel Tam	L/DS	5'4"	Fr.	Basking Ridge, N.J.	Ridge
19	Marisa Cerchio	MB/OH	6'3"	So.	Cincinnati, Ohio	Turpin
20	Abby McKinzie	L/DS	5'9"	Jr.	East Leroy, Mich.	St. Philip Catholic Central
22	Kai Young	MB	5'11"	So.	Charlotte, N.C.	Charlotte Christian
23	Talyn Jackson	S	5'11"	Fr.	Gardnerville, Nev.	Douglas

Head Coach: Jill Wilson (LSU, 2001), Third Season

Associate Head Coach: John Wasielewski (Penn State, 1990), Third season

Assistant Coach: Thomas Amberg (UCLA, 2012), Third season

Volunteer Assistant Coach: Lauren Reichard (Georgia Southern, 2019), First season

Director of Operations: Leah Joseph (Georgia Southern, 2016), Third season

Pronunciations

Marisa Cerchio: SER-ko
 Cera Powell: SEER-uh
 Lauren Reichard: REE-kerd
 Ester Talamazzi: Tal-uh-MAHT-zee
 John Wasielewski: Was-uh-LEW-ski
 Tessa Wyner: WHY-ner
 Anabel Zier: Zeer





ACC Standings

#	Team	Overall	ACC	Pct.
1.	No. 4 Pitt	13-1	2-0	.929
	[RV] Louisville	9-3	2-0	.750
	Notre Dame	9-3	2-0	.750
	Boston College	11-4	2-0	.733
	No. 23 Florida State	8-3	2-0	.727
	Miami (Fla.)	6-4	2-0	.600
7.	Georgia Tech	8-5	1-1	.615
	Virginia	9-6	1-1	.600
	Syracuse	4-5	1-1	.444
10.	North Carolina	4-9	1-2	.308
11.	Wake Forest	10-3	0-2	.769
	Duke	7-8	0-2	.467
	Virginia Tech	7-8	0-2	.466
	Clemson	6-7	0-2	.462
	NC State	5-10	0-3	.333

Preseason ACC Coaches' Poll

#	Team (First-place votes)	Points
1.	Pitt (13)	195
2.	Florida State (2)	174
3.	Louisville	167
4.	Notre Dame	164
5.	North Carolina	120
6.	Syracuse	118
7.	Duke	113
8.	Clemson	105
9.	NC State	101
10.	Miami (Fla.)	90
11.	Georgia Tech	86
12.	Boston College	52
13.	Virginia Tech	39
14.	Virginia	33
15.	Wake Forest	18

ACC Preseason All-Conference

Brooke Bailey, OH, R-Jr., Clemson
 Kaylin Korte, OH, R-Jr., Clemson
 Payton Schwantz, OH, Jr., Duke
 Payton Caffrey, OH, Sr., Florida State
 Taryn Knuth, MB, Jr., Florida State
 Mikaila Dowd, OH, So., Georgia Tech
 Melanie McHenry, OH, Sr., Louisville
 Elizaveta Lukianova, OH, R-Jr., Miami
 Melissa Evans, OPP, Jr., NC State
 Sydney Bent, RS, So., Notre Dame
 Charley Niego, OH, So., Notre Dame
 Zoe Nunez, S, So., Notre Dame
 Kayla Lund, OH, Jr., Pitt
 Nika Markovic, RS, Sr., Pitt
 Layne Van Buskirk, MB, Sr., Pitt
 Stephanie Williams, OH, R-Sr., Pitt
 Polina Shemanova, OH, So., Syracuse
 Sarah Billiard, OH/RS, Jr., Virginia

GREENSBORO, N.C. – Pitt has been picked to win its third straight Atlantic Coast Conference volleyball title in a vote of the league's 15 head coaches.

The two-time reigning ACC Champion Panthers received 13 first-place votes and 195 points, as coaches were not allowed to vote for their own team.

Fifteen of the 18 honorees on the 2019 Pre-season All-ACC Volleyball Team earned 2018 All-ACC nods, with eight earning first team designations and two earning annual awards.

CLOSE BUT NO CIGAR

- Tech jumped out to a big lead in the second set at No. 4 Pitt this past Sunday, owning a 9-5 lead early on.
- The Hokies extended their lead to five points at 20-15, their biggest lead of the match, but the Panthers got hot and finished on a 10-2 run to win it 25-22.
- It would have marked the first time Tech has ever won a set against a top-five team.

DOUBLING DOWN

- Setter Talyn Jackson accomplished something that hasn't been done yet since Wilson's arrival to Tech, recording seven straight double-doubles.
- The previous best in the Jill Wilson era was just two in a row, which Kaity Smith and Ester Talamazzi have done, as well as former setter Rhegan Mitchell, who graduated this past May.
- During that stretch from Sept. 7-20, Jackson averaged 9.9 assists and 2.6 digs per set. (More info page 9)

RECORD BREAKER

- In just her fifth collegiate match, freshman Logan Mosley turned in an impressive outing against Davidson in Lynchburg, Virginia, racking up a school-record 39 digs.
- The previous Tech record was 37 digs set by Jill Gergen and that mark stood for a decade.
- Mosley became just the fifth player in school history to join the 30-dig club.

#	Name	Opponent	Digs
1.	Logan Mosley	Davidson ('19)	39
2.	Jill Gergen	Clemson ('09)	37
3.	Amanda Cloyd	UNC ('04)	35
4.	Amanda Cloyd	UNC ('06)	33
	Heather Berglund	WKU ('92)	32
6.	Amanda Cloyd	Wake Forest ('06)	32
7.	Morgan O'Neill	Georgia Tech ('12)	30

ACC RANKS

- Libero Logan Mosley sure has come on in a big way so far during her freshman season, owning the No. 3 mark in the ACC for digs per set (4.45).
- Setter Talyn Jackson ranks seventh in the league for assists per set with a 9.44 average.
- One of the better defensive teams in the conference, Tech sits with the fourth-best digs per set mark in the league with a 14.58 average.

PRETTY HISTORIC

- Last year on Sept. 28 in Blacksburg, the Hokies swept North Carolina for the first time since 2006 and got their first victory over UNC since 2011.
- It also marked Coach Wilson's first win over her former boss, Joe Sagula. Wilson was an assistant under Sagula for three seasons from 2002 fall to 2005 spring. (More on page 5)

RACKING IT UP

- With trips to Ohio and Colorado for nonconference tournaments, the Hokies racked up over 3,704 miles of travel in those two weekends alone.
- Tech's other trip in nonconference action is to Lynchburg, Virginia, an hour 45-minute drive.

INFINITY & BEYOND

- Though senior Abby McKinzie doesn't look like the famous Buzz Lightyear from Disney's classic series of Toy Story, she certainly has attributes like Buzz, being a leader amongst the crowd.
- The defensive specialist is a woman among girls if you will, with being on two major leadership councils.
- One of the councils is being the president of Virginia Tech's SAAC (Student-Athlete Advisory Committee) and more impressively, McKinzie is the president of the ACC's SAAC program, voting on governance issues.
- Not too shabby in the classroom either, the Michigan native is the lone Tech volleyball player to make the ACC Academic Honor Roll three times, respectively.
- This past Monday and Tuesday, McKinzie was a part of the ACC Fall Governance Meeting, which was on Tech's campus, hosting all 15 schools' ADs, SWAs and FARs. The group discussed time demands, pay for play and more.

FOR ALL THE MARBLES

- The fifth set has been, traditionally, a tough one for the Hokies since Wilson took over, including just a 2-4 record in 2018.
- Since 2017, Tech is 7-6 in five-setters, with being 3-3 at home, 2-2 away and 2-1 at neutral sites.
- But, in its first five-set match this season, Tech came to play and got the W, jumping out to an 8-2 lead and never looking back, winning the frame 15-8 over UC Irvine last Friday.
- In similar fashion last weekend versus Chattanooga, Tech jumped out ahead and was up three points at 8-5 when the two teams switched benches. But then the Hokies got hot and scored six of the next seven points to put it away and eventually win 15-7.

300, BUT NOT BOWLING PERFECTO

- For the first time this season, the Hokies owned a hitting percentage north of .300, hitting .333 against Loyola Chicago in a 3-1 win on Sept. 13.
- It marked the first time since Nov. 4, 2018, that Tech hit over .300, hitting .302 versus Boston College.
- In the Jill Wilson era, it now has happened 13 times Tech has hit at least .300. It happened five times in 2017 and seven times in 2018.
- However, Chicago Loyola also hit over .300, .304 to be exact, marking the highest opponent hitting percentage clip in a win.
- The previous high by an opponent in a Hokie win was on Aug. 25, 2017, versus Idaho State when it hit .290 in Wilson's first match coaching.

NONCON TITLES

- Since Tech coach Jill Wilson took over the program in 2017, the Hokies have won six nonconference tournaments.
- Of those six, only one has come at home in Blacksburg, with five on the road.
- Here is the full breakdown of what years those took place and more:




Date	Tournament	Record
8/26/17	Pepsi Panther Invitational (Milwaukee, Wis.)	3-0
9/2/17	A-State Invitational (Jonesboro, Ark.)	2-1
8/25/18	Charlotte Invitational (Charlotte, N.C.)	3-0
9/1/18	Hokie Invitational (Blacksburg, Va.)	3-0
9/8/18	Bobcat Invitational (Athens, Ohio)	2-1
9/14/19	Amy Svoboda Memorial Classic (Colorado Springs, Colo.)	3-0



LAST TIME THE TEAM...

Won a matchvs. Chattanooga, 3-2, 9/20/19
Lost a matchat No. 4 Pitt, 3-0, 9/29/19
Won at homevs. Chattanooga, 3-2, 9/20/19
Lost at homevs. Charlotte, 3-0, 9/21/19
Won on the roadat Air Force, 3-1, 9/14/19
Lost on the roadat No. 4 Pitt, 3-0, 9/29/19
Won in three setsBoston College, 3-0, 11/4/18
Lost in three setsat No. 4 Pitt, 3-0, 9/29/19
Won in four setsat Air Force, 3-1, 9/14/19
Lost in four setsat Virginia, 3-1, 9/27/19
Won in five setsChattanooga, 3-2, 9/20/19
Lost in five setsClemson, 3-2, 11/21/18
Beat an ACC teamBoston College, 3-0, 11/4/18
Lost to an ACC teamat No. 4 Pitt, 3-0, 9/29/19
Beat an ACC team at homeBoston College, 3-0, 11/4/18
Lost to an ACC team at homeClemson, 3-2, 11/21/18
Beat an ACC team on the roadat Georgia Tech, 3-0, 10/5/18
Lost to an ACC team on the roadat No. 4 Pitt, 3-0, 9/29/19
Beat a nonconference teamvs. Chattanooga, 3-2, 9/20/19
Lost to a nonconference teamvs. Charlotte, 3-0, 9/21/19
Beat nonconference team at homevs. Chattanooga, 3-2, 9/20/19
Lost to nonconference team at homevs. Charlotte, 3-0, 9/21/19
Beat nonconference team on roadat Air Force, 3-1, 9/14/19
Lost to nonconference team on roadat VCU, 3-1, 9/10/19
Beat a ranked teamat No. 19 Michigan State, 3-1, 9/4/15
Lost to a ranked teamat No. 4 Pitt, 3-0, 9/29/19
Beat an unranked teamvs. Chattanooga, 3-2, 9/20/19
Lost to an unranked teamat Virginia, 3-1, 9/27/19

Started a season 9-02009
Was 10 matches over .500 in a season2013 (11 matches over .500 at 12-1)
Had 70 or more kills in a matchIdaho State, 75, 8/25/17
Had 200 or more attacks in a matchChattanooga, 204, 9/19/15
Hit .300 or better in a matchBoston College, .302, 11/4/18
Hit .400 or better in a matchvs. South Dakota State, .402, 8/25/17
Had 65 or more assists in a matchat Charlotte, 67, 08/25/18
Had 10 or more aces in a matchvs. USC Upstate, 13, 8/30/19
Had 75 or more digs in a matchat Boston College, 82, 11/16/18
Had 85 or more digs in a matchAppalachian State, 85, 08/26/16
Had 10.0 or more blocks in a matchvs. Elon, 15, 9/6/19
Had 20.0 or more blocks in a matchVirginia, 20, 11/28/15

			
Hitting Percentage	.187	.178	.200
Kills per set	12.4	11.9	11.9
Assists per set	11.6	10.9	11.2
Digs per set	15.5	13.3	14.6
Blocks per set	2.1	2.7	1.7
Aces per set	1.1	1.3	1.1

TEAM AVERAGES

- NC State owns three of the top six categories between the three schools, boasting the top digs per set average by about 1.0.
- North Carolina has the best block of the group, while the team are fairly even on the service line with all hovering a little over one per set.
- Arguably the most important category belongs to Tech, hitting .200.

LAST TIME AN INDIVIDUAL...

Had 20 or more kills in a matchvs. Loyola Chicago, 22, Tessa Wyner, 9/13/19
Had 30 or more kills in a matchvs. Idaho State, 30, Kaity Smith, 8/25/17
Had 50 or more attacks in a matchat Boston College, 52, Kaity Smith, 11/16/18
Hit over .500 in a matchvs. Loyola Chicago, .500, Cera Powell, 9/13/19
Hit over .600 in a matchat Syracuse, .615, Angel Robinson, 11/18/18
Hit over .800 in a matchWilliam & Mary, .812, Marisa Cerchio, 8/31/18
Had 45 or more assists in a matchUC Irvine, 54, Talyn Jackson, 9/13/19
Had 55 or more assists in a matchClemson, 55, Rhegan Mitchell, 11/21/18
Had 70 or more assists in a matchLiberty, 86, Kelli O'Dell, 10/17/00
Had 4 or more aces in a matchUSC Upstate, 4, Carol Raffety & Logan Mosley, 8/30/19
Had 8 or more aces in a matchWilliam & Mary, 8, Ester Talamazzi, 8/31/18
Had 25 or more digs in a matchDavidson, 39, Logan Mosley, 9/7/19
Had 30 or more digs in a matchDavidson, 39, Logan Mosley, 9/7/19
Had 10 or more blocks in a matchClemson, 11, Marisa Cerchio, 11/21/18
Had 15 or more blocks in a matchWest Virginia, 17, Cheryl Stinson, 10/5/01
Opponent had less than 30 kills in a matchNorth Carolina, 27, 9/28/18
Two players had 20 or more kills each in a matchJaila Tolbert (22) & Kaity Smith (21) at Boston College, 11/16/18

What's a Hokie?



The answer leads all the way back to 1896 when Virginia Agricultural and Mechanical College changed its name to Virginia Polytechnic Institute. With the change came the necessity for writing a new cheer and a contest for such a purpose was held by the student body.

Senior O.M. Stull won first prize for his "Hokie" yell which is still used today. Later, when asked if "Hokie" had any special meaning, Stull explained the word was solely the product of his imagination and was used only as an attention-getter for his yell. It soon became a nickname for all Tech teams and for those people loyal to Tech athletics.

The official university school colors - Chicago Maroon and Burnt Orange - also were introduced in 1896. The colors were chosen by a committee because they made a 'unique combination' not worn elsewhere at the time. The official definition of "hokie" is "a loyal Virginia Tech Fan".

RETURNING NUMBERS

- To open the 2019 season, Virginia Tech returns majority of its points scorers, digs and kills personnel, but will have to make up for its assists and blocks categories, with setter Rhegan Mitchell and right-side hitter Jaila Tolbert gone.

Returning	Kills	Assists	Digs	Blocks	Points
2019	71.6%	26.1%	84.7%	42.9%	73.2%


'17 CLASS OF ACC COACHES

- The Atlantic Coast Conference entered 2017 with four new head coaches from its 15 member institutions, including Clemson's Michaela Franklin, Louisville's Dani Busboom Kelly, Virginia's Aaron Smith and Virginia Tech's Jill Wilson.
- Of the four in their second seasons, the Cardinals' Busboom Kelly owns the best winning percentage (.747), followed by the Hokies' Wilson (.408), the Tigers' Franklin (.405) and the Cavaliers' Smith (.320).
- Previously, Busboom Kelly was an assistant coach at Nebraska, Franklin was the associate head coach at Iowa, Wilson was the associate head coach at LSU and Smith was the associate head coach at Virginia, then was promoted by the Cavaliers' athletics director at the time, Craig Littlepage.

Name	Team	Overall	ACC	Home	Away	Neutral
Dani Busboom Kelly	Louisville	56-19	33-6	32-5	17-10	7-4
Jill Wilson	Virginia Tech	31-45	9-31	12-16	7-24	12-5
Michaela Franklin	Clemson	32-47	8-29	19-18	5-26	7-5
Aaron Smith	Virginia	24-51	8-33	15-23	5-22	4-6

YEAR 3

- In 2017, Virginia Tech Athletics implemented a new design on the playing surface at Cassell Coliseum. The basketball and volleyball court displays three iconic campus spots - Torgerson Bridge, Burruss Hall and War Memorial Chapel.
- In addition to the court redesign, Tech redid the floors at the men's basketball practice facility and volleyball practice gym, at a cost of about \$35,000.

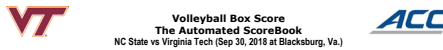


RECORD WHEN...

Overall:	7-8
Home:	1-2
Away:	1-5
Neutral:	5-1
Three-set match:	0-3
Four-set match:	5-5
Five-set match:	2-0
Win first set:	5-3
Loss first set:	2-5
Win first two sets:	2-0
Split first two sets:	5-5
Loss first two sets:	0-2
Against top-25 teams:	0-1
Against unranked teams:	7-7
ACC:	0-0
Home:	0-0
Away:	0-2
Three-set match:	0-1
Four-set match:	0-1
Five-set match:	0-0
Win first set:	0-0
Loss first set:	0-2
Win first two sets:	0-0
Split first two sets:	0-1
Loss first two sets:	0-1
Against top-25 teams:	0-1
Higher hitting % than opponent:	6-0
Lower hitting % than opponent:	1-8
Hit over .400:	0-0
Hit over .300:	1-0
Hit over .200:	4-2
Hit under .200:	2-6
Opponent hits under .200:	5-1
More kills than opponent:	6-0
Fewer kills than opponent:	1-8
Same kills as opponent:	0-0
More service aces than opponent:	3-1
Fewer service aces than opponent:	2-6
Same service aces as opponent:	2-1
More digs than opponent:	6-2
Fewer digs than opponent:	1-6
Same digs as opponent:	0-0
More blocks than opponent:	5-1
Fewer blocks than opponent:	2-5
Same blocks as opponent:	0-2
On Tuesday:	0-1
On Wednesday:	0-0
On Friday:	5-3
On Saturday:	2-3
On Sunday:	0-1
In August:	1-2
In September:	6-6
In October:	0-0
In November:	0-0
Current set winning streak:	-
Current set losing streak:	5
Longest set winning streak:	3
Longest set losing streak:	5
Current match winning streak:	-
Current match losing streak:	4
Current ACC match winning streak:	-
Current ACC match losing streak:	2
Longest match winning streak:	3
Longest match losing streak:	2
Current home winning streak:	-
Current home losing streak:	-
Current home ACC winning streak:	-
Current home ACC losing streak:	-

LAST TIME vs. NC STATE

- Kaity Smith was consistent in this one, recording 12 attacks and eight digs.
- Ester Talamazzi had five kills and 14 digs, as well as an assist and a team-high three assists.
- Talyn Jackson came in a bit to fill in for Rhegan Mitchell, collecting eight assists.



Volleyball Box Score
The Automated ScoreBook
NC State vs Virginia Tech (Sep 30, 2018 at Blacksburg, Va.)

#	NC State	Attack			Pct	Ass	Serve			Block			Pts		
		S	K	E			TA	SA	SE	RE	Dig	BS		BA	BE
2	Grace Irvin	4	0	0	.000	2	0	3	0	10	0	0	0	-	
3	Melissa Evans	4	16	6	.38	.263	1	0	1	0	15	0	1	0	-
4	Kylie Pickrel	4	1	3	.9	-.222	45	1	4	0	8	0	4	0	1
5	Kiera Roper	4	7	2	.17	-.294	0	0	0	0	1	0	1	0	0
15	Jade Parchment	4	11	8	.37	.081	3	0	3	3	6	0	1	0	0
20	Lauryn Terry	4	4	1	.8	-.375	0	0	0	0	1	0	0	0	0
1	Kaylee Frazier	4	0	0	0	.000	0	0	0	1	6	0	0	0	0
6	Kassie Kasper	4	0	0	0	.000	0	0	0	1	0	0	0	0	0
7	Pam Chukwuteknu	4	0	0	0	.000	5	0	1	0	20	0	0	0	0
9	Makenzie Kuchmaner	4	0	0	0	.000	0	0	0	1	0	0	0	0	0
11	Erin Chatham	1	0	1	1	.000	0	0	0	0	0	0	0	0	0
30	Tehi Sopitan	4	18	3	.36	-.417	0	0	0	2	0	1	1	0	0
Team		4	57	24	.446	-.226	56	2	12	5	59	0	14	1	1
Totals															

Team Attack By Set
Set K E TA Pct

1	12	5	35	.200
2	18	9	45	.200
3	11	5	25	.240
4	16	5	41	.268

SET SCORES: 1 2 3 4
NC State (3) 25 24 19 23
Virginia Tech (1)

Volleyball Box Score
The Automated ScoreBook
Virginia Tech vs NC State (Sep 30, 2018 at Blacksburg, Va.)

#	Virginia Tech	Attack			Pct	Ass	Serve			Block			Pts		
		S	K	E			TA	SA	SE	RE	Dig	BS		BA	BE
1	Kaity Smith	4	12	9	.38	.079	0	1	2	0	8	1	1	0	0
4	Jaila Tolbert	4	14	3	.32	-.344	0	0	0	0	0	2	0	0	0
9	Rhegan Mitchell	4	2	1	.6	-.167	30	0	1	0	3	0	0	0	1
14	Ester Talamazzi	4	5	10	.28	-.179	1	3	0	0	14	0	1	0	0
19	Marisa Cerchio	4	7	4	.22	-.136	0	0	0	0	0	3	0	0	0
22	Kai Young	4	5	3	.13	-.154	0	0	0	0	0	2	3	0	0
5	Carol Raffety	4	0	0	0	.000	4	0	3	0	20	0	0	0	0
10	Kylie Thomas	4	0	0	0	.000	0	1	0	0	7	0	0	0	0
11	Sarah Jane Lynch	4	0	0	0	.000	0	1	0	0	1	0	0	0	0
23	Talyn Jackson	2	1	0	.2	-.500	8	0	0	0	3	0	1	0	1
Team		4	46	30	.441	-.113	43	5	4	2	56	1	10	3	2
Totals															

Team Attack By Set
Set K E TA Pct

1	14	5	33	.273
2	10	8	44	.045
3	8	11	28	.107
4	14	6	36	.222

SET SCORES: 1 2 3 4
NC State (3) 25 24 19 23
Virginia Tech (1)

Site: Blacksburg, Va. (Cassell Coliseum)
Date: Sep 30, 2018 Attend: 536 Time: 2:01
Referees: Dennis Branch, Stephen Shepherd
Line Judges: Scott Wolk, Doug Mabry

LAST TIME vs. NORTH CAROLINA

- Kaity Smith led the way for the Hokies, getting a team-high 16 kills on a .270 hitting percentage.
- Ester Talamazzi came up big on both ends of the floor, racking up 12 digs and seven kills.
- Kai Young was vital defensively, earning four blocks.



Volleyball Box Score
The Automated ScoreBook
North Carolina vs Virginia Tech (Sep 28, 2018 at Blacksburg, Va.)

#	North Carolina	Attack			Pct	Ass	Serve			Block			Pts		
		S	K	E			TA	SA	SE	RE	Dig	BS		BA	BE
1	Destiny Cox	3	7	7	.33	.000	0	0	4	0	3	0	2	0	0
8	Casey Jacobs	3	0	0	0	.000	2	1	1	1	9	0	0	0	0
10	Hunter Atherton	3	4	2	.10	-.200	19	0	1	0	9	0	2	0	0
14	Maddison Laufenberg	3	4	7	.17	-.176	3	0	0	0	1	0	1	0	0
16	Raleigh Clark	1	0	0	0	.000	0	0	0	0	0	0	0	0	0
20	Ava Bell	3	6	1	.21	-.238	0	3	0	0	0	0	5	0	0
3	Aristes Tontal	2	2	0	.3	.667	0	0	0	0	0	0	1	1	0
5	Annabelle Archer	1	0	0	0	.000	0	0	0	0	0	0	0	0	0
6	Skylar Wine	3	3	4	.16	-.062	1	0	0	0	2	0	0	0	0
7	Katherine Esterley	2	1	0	.2	.500	0	0	0	0	0	0	1	0	0
9	Geer Moseman	3	0	0	0	.000	0	0	0	0	0	0	6	0	0
13	Mia Fridenburg	3	0	0	0	.000	1	1	0	0	9	0	0	0	0
17	Maddie Grace Hough	2	0	0	0	.000	1	0	0	2	0	0	0	0	0
Team		3	27	23	.103	-.058	27	2	5	3	41	0	12	1	0
Totals															

Team Attack By Set
Set K E TA Pct

1	10	6	29	.138
2	7	6	33	.030
3	10	9	41	.024

SET SCORES: 1 2 3
North Carolina (0) 15 19 23
Virginia Tech (3)

Volleyball Box Score
The Automated ScoreBook
Virginia Tech vs North Carolina (Sep 28, 2018 at Blacksburg, Va.)

#	Virginia Tech	Attack			Pct	Ass	Serve			Block			Pts		
		S	K	E			TA	SA	SE	RE	Dig	BS		BA	BE
1	Kaity Smith	3	16	6	.37	.270	2	2	3	0	6	0	0	0	0
9	Rhegan Mitchell	3	3	1	.7	-.286	30	0	1	0	6	0	4	0	0
10	Kylie Thomas	3	0	0	0	.000	2	0	0	0	5	0	0	0	0
14	Ester Talamazzi	3	7	7	.27	.000	2	0	3	2	12	0	0	0	0
19	Marisa Cerchio	3	3	4	.16	-.125	0	0	0	0	1	0	2	0	0
22	Kai Young	3	2	0	.4	.500	1	0	0	0	0	4	0	0	0
4	Jaila Tolbert	3	9	2	.19	-.368	1	0	0	0	0	2	0	0	0
5	Carol Raffety	3	0	0	0	.000	2	1	1	0	14	0	0	0	0
11	Sarah Jane Lynch	3	0	0	0	.000	0	0	0	0	3	0	0	0	0
Team		3	42	19	.110	-.059	40	3	5	3	47	0	12	1	0
Totals															

Team Attack By Set
Set K E TA Pct

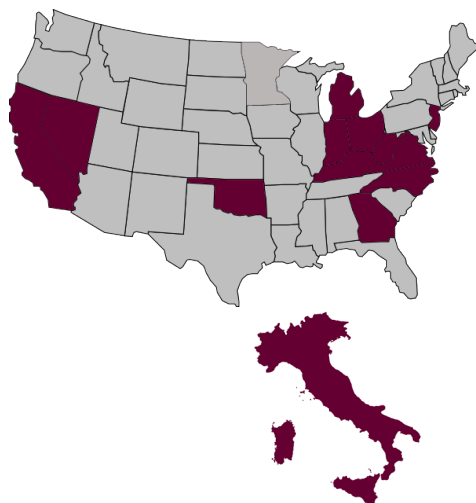
1	16	1	26	.577
2	14	8	43	.140
3	12	10	41	.049

SET SCORES: 1 2 3
North Carolina (0) 15 19 23
Virginia Tech (3)

Site: Blacksburg, Va. (Cassell Coliseum)
Date: Sep 28, 2018 Attend: 827 Time: 1:21
Referees: Stephen Shepard, Denis Branch
Line Judges: James Eaton, Doug Mabry

WHERE THEY AT

- Tech has 17 players on the squad who represent 12 states and one international country (Italy).
- Virginia is where the most players are from on the team, making up 18.8 percent.



STATES/COUNTRY

- Virginia (4)
- #2 Anabel Zier
 - #10 Kylie Thomas
 - #16 Jennifer Williams
 - #21 Melody Caloyannides
- North Carolina (3)
- #3 Cera Powell
 - #4 Logan Mosley
 - #22 Kai Young
- Calif., Ga., Ind., Ky., Mich., Minn., N.J., Nev., Ohio, Okla., W.Va. (9)
- #1 Kaity Smith (Ky.)
 - #5 Carol Raffety (Calif.)
 - #6 Angel Robinson (Okla.)
 - #7 Tessa Wyner (W.Va.)
 - #11 Sarah Jane Lynch (Ga.)
 - #17 Rachel Tam (N.J.)
 - #19 Marisa Cerchio (Ohio)
 - #20 Abby McKinzie (Mich.)
 - #23 Talyn Jackson (Nev.)
- Italy (1)
- #14 Ester Talamazzi

#Next



The theme for this season is #Next, meaning that the team will be having the mindset of what is next and always thinking about that on and off the court.

No matter what happens, the thought process is to move on to the next play, challenge, day and project.

Players also have a compass that they either have on their wrists or backpacks, reminding them of the four pillars they need to keep constant, including next (north), every (east), simple (south) and willing (west).

Players, fans and coaches will be using the hashtag #Next on social media this season for the theme.

BACK TO BACK

- The Hokies started last season by playing USC Upstate in a nonconference tournament, playing the Spartans in Charlotte, North Carolina.
- Ironically, Tech opened the year with taking on the Spartans again, with this time being in Ohio.
- Both contests saw the Hokies come away with a victory, winning 3-0 in 2018 and 3-1 in 2019.

THE SCHEDULE

- Tech's opponents in 2019: 19 registered winning seasons, 11 finished in the top 80 of the RPI and three collected 20 or more wins last fall.
- The ACC sent five teams to the NCAA Tournament in 2018, including No. 14 Pitt, [RV] Louisville, Duke, Florida State and Syracuse. The Hokies will face all five of those teams this year.

AVCA ACADEMIC HONOR

- The AVCA announced that Tech earned the Team Academic Honors for the 2018-19 season.
- The award is given to teams that hold an average 3.30 cumulative team GPA.
- The Hokies finished the academic year with a cumulative team grade point average of 3.48.
- Tech was one of seven ACC schools to make the list, joining Boston College, Florida State, Louisville, Miami (Fla.), Pitt and Syracuse.

SMARTY PANTS

- This past January, the ACC announced its All-ACC Academic Volleyball Team and four Hokies found their names on the prestigious list.
- The four marked the most for Tech since 2014, while tying the second most in the league, trailing Louisville (6) and being tied with Notre Dame and Pitt.
- The four Tech players were outgoing senior Jaia Tolbert and then three returners in Marisa Cerchio, Carol Raffety and Kaity Smith.

CHEF CURRY WITH THE POT, BOY

- Since Coach Wilson has taken over, there has been a tradition of having the team split up into three groups and have a cooking competition that stretches over preseason camp.
- Three nights during early August, the girls get to showcase their stuff in the kitchen, making meals for the entire team.
- From appetizers, to entrees to desserts, the players have a blast preparing, cooking and then finally eating a nice home-cooked meal inside Wilson's house.
- After the three nights, which spreads over about 10 days, a group of judges, which is mostly support staff, vote on the top group, with this year's crown going to the setters and middle blockers.
- A fun team-bonding exercise, it also prepares the players for life after college, giving them practical experience with making meals and goes right along with the team's theme #FutureCEOs.

RPI INFO

- The NCAA released the Ratings Percentage Index on Nov. 24, its final release of the season.
- Tech finished at No. 160, the 11th-best in the ACC, ahead of No. 167 North Carolina, No. 184 Boston College, No. 198 Wake Forest and No. 233 Virginia.
- The ACC had five teams in the top 50, with Pitt (7), Florida State (27), Syracuse (36), Louisville (37) and Duke (44).
- Among the Power Five, the ACC finished tied with the SEC for the third-most teams (5) in the top 50. The Pac-12 (9), Big Ten (7) and Big 12 (3) round out the rest.
- The Hokies finished with the No. 183 RPI in 2017, which was the 12th-best in the ACC topping Virginia (197), Boston College (227) and Clemson (258).

THE FIRST ONE IS THE SWEETEST

- Tech's coach Jill Wilson downed rival Virginia 3-1 on Sept. 27, 2017, earning Wilson's first-ever ACC win and the Hokies' first league win of '17.
- A few days later, Virginia Tech AD Whit Babcock gave Coach Wilson an embroidered volleyball, signifying the first conference win for her, which was a little sweeter over a rival.
- The two teams compete every year in the Commonwealth Clash and the win gave Tech half a point. Later in November, it won again, getting the full point, helping Tech win 12.5-8.5.

MATCH-BY-MATCH STARTERS

Opponent	Date	MB	MB	OH	OH	RS	S	L
USC Upstate (W, 3-1)	Aug. 30	Angel Robinson	Anabel Zier	Cera Powell	Kaity Smith	Marisa Cerchio	Talyn Jackson	Logan Mosley
Miami (Ohio) (L, 3-1)	Aug. 30	Kai Young	Anabel Zier	Cera Powell	Kylie Thomas (DS)	Marisa Cerchio	Sarah Jane Lynch	Logan Mosley
Northwestern (L, 3-0)	Aug. 31	Kai Young	Anabel Zier	Cera Powell	Tessa Wyner	Carol Raffety (DS)	Talyn Jackson	Logan Mosley
Elon (W, 3-1)	Sept. 6	Kai Young	Anabel Zier	Tessa Wyner	Kylie Thomas (DS)	Marisa Cerchio	Talyn Jackson	Logan Mosley
Davidson (W, 3-1)	Sept. 7	Angel Robinson	Anabel Zier	Tessa Wyner	Kylie Thomas (DS)	Marisa Cerchio	Talyn Jackson	Logan Mosley
Liberty (L, 3-1)	Sept. 7	Kai Young	Anabel Zier	Tessa Wyner	Ester Talamazzi	Kylie Thomas (DS)	Talyn Jackson	Logan Mosley
VCU (L, 3-1)	Sept. 10	Kai Young	Anabel Zier	Cera Powell	Kaity Smith	Marisa Cerchio	Talyn Jackson	Logan Mosley
UC Irvine (W, 3-1)	Sept. 13	Kai Young	Anabel Zier	Kylie Thomas (DS)	Tessa Wyner	Marisa Cerchio	Talyn Jackson	Logan Mosley
Loyola Chicago (W, 3-2)	Sept. 13	Kai Young	Anabel Zier	Kylie Thomas (DS)	Tessa Wyner	Marisa Cerchio	Talyn Jackson	Logan Mosley
Air Force (W, 3-1)	Sept. 14	Kai Young	Anabel Zier	Kylie Thomas (DS)	Tessa Wyner	Marisa Cerchio	Talyn Jackson	Logan Mosley
Chattanooga (W, 3-2)	Sept. 20	Kai Young	Anabel Zier	Cera Powell	Tessa Wyner	Marisa Cerchio	Talyn Jackson	Logan Mosley
Arkansas State (L, 3-1)	Sept. 20	Kai Young	Anabel Zier	Cera Powell	Tessa Wyner	Marisa Cerchio	Talyn Jackson	Logan Mosley
Charlotte (L, 3-0)	Sept. 21	Kai Young	Anabel Zier	Ester Talamazzi	Tessa Wyner	Marisa Cerchio	Talyn Jackson	Logan Mosley
Virginia (L, 3-1)	Sept. 27	Kai Young	Anabel Zier	Kylie Thomas (DS)	Kaity Smith	Marisa Cerchio	Talyn Jackson	Logan Mosley
No. 4 Pitt (L, 3-0)	Sept. 29	Kai Young	Anabel Zier	Cera Powell	Kaity Smith	Abby McKinzie (DS)	Talyn Jackson	Logan Mosley



A DEBUT FOR THE AGES

- Kaity Smith placed her self in the record books on Aug. 25, 2017, when she led the Hokies to a 3-2 victory over Idaho State.
- Smith's 30 kills against the Bengals did the following in Tech's storied history:
 - Most ever in a debut.
 - Second freshman in school history to have over 30 kills in a match in their first season. Virginia Tech Sports Hall of Famer Lisa Pikalek racked up 38 against Southern Miss on Nov. 7, 1992.
 - Tied for the seventh-most kills in Hokie history.

SMITH'S ROOKIE CAMPAIGN

- Kaity Smith had quite the rookie campaign as the outside hitter sits fifth all-time in Tech history for kills per set by a freshman, passing Lindsey Owens kills per set mark of 2.85 set in 2013.

#	Name	Year	K/S
1.	Lisa Pikalek	1989	3.78
2.	Taylor Parrish	2006	3.73
3.	Sarah Muñoz	2005	3.46
4.	Annie Spicer	2001	3.30
5.	Kaity Smith	2017	3.25

MILESTONES

- Tech's freshman kills section in the record book got a dent thanks to Smith and Talamazzi.
- The OHs passed Rachel Julian (251 kills), Katie Esbrook (263) and Cara Baarendse (280).

#	Name	Year	Kills
1.	Lisa Pikalek	1989	499
2.	Taylor Parrish	2006	444
3.	Jennifer Schmidt	1992	368
4.	Sarah Muñoz	2005	356
5.	Lindsey Owens	2013	311
6.	Kaity Smith	2017	309
7.	Felicia Willoughby	2007	303
8.	Annie Spicer	2001	290
	Ester Talamazzi	2017	290
10.	Cara Baarendse	2009	280

- Carol Raffety finished her sophomore campaign 79 digs away from 1,000 in her career, which she on Sept. 7 against IUPUI.

TEAM MATCH-BY-MATCH

Date	Opponent	SP	Attack				Set			Serve				Recept			DIG	Blocking				BHE	POINTS	SCORE
			K	E	TA	PCT	A	TA	PCT	SA	SE	TA	PCT	RE	TA	PCT		BS	BA	BE	TOTAL			
08/30/2019	vs USC Upstate	4	50	20	128	.234	48	126	.381	13	12	98	.878	4	63	.937	51	4	20	2	14.0	0	0.0	3-1
08/30/2019	at Miami (OH)	4	47	24	140	.164	42	144	.292	3	12	84	.857	5	83	.940	62	1	10	2	6.0	0	0.0	1-3
08/31/2019	vs Northwestern	3	24	17	100	.070	24	100	.240	4	4	55	.927	4	63	.937	39	0	8	1	4.0	1	0.0	0-3
09/06/2019	vs Elon	4	46	13	154	.214	44	155	.284	4	8	95	.916	4	75	.947	70	1	28	1	15.0	2	65.0	3-1
09/07/2019	vs Davidson	4	52	23	162	.179	50	164	.305	5	12	95	.874	4	81	.951	76	2	14	4	9.0	1	66.0	3-1
09/07/2019	at Liberty	4	47	22	157	.159	39	152	.257	1	7	85	.918	10	82	.878	68	1	8	1	5.0	0	53.0	1-3
09/10/2019	at VCU	4	51	24	123	.220	50	128	.391	2	8	83	.904	4	82	.951	47	0	6	4	3.0	1	56.0	1-3
09/13/2019	vs UC Irvine	5	63	24	154	.253	58	165	.352	4	5	108	.954	3	78	.962	61	2	14	2	9.0	0	76.0	3-2
09/13/2019	vs Loyola Chicago	4	63	19	132	.333	56	143	.392	4	6	95	.937	4	85	.953	49	2	8	5	6.0	2	73.0	3-1
09/14/2019	at Air Force	4	45	19	129	.202	43	128	.336	3	5	97	.948	4	67	.940	55	3	14	1	10.0	1	58.0	3-1
09/20/2019	Chattanooga	5	60	28	168	.190	56	169	.331	6	6	107	.944	8	92	.913	75	0	10	0	5.0	2	71.0	3-2
09/20/2019	Arkansas St.	4	42	23	146	.130	40	146	.274	5	5	94	.947	6	87	.931	63	0	17	1	8.5	1	55.5	1-3
09/21/2019	Charlotte	3	35	16	109	.174	33	114	.289	4	5	54	.907	2	68	.971	52	0	0	4	0.0	2	39.0	0-3
09/27/2019	at Virginia	4	53	24	142	.204	51	153	.333	3	5	85	.941	13	95	.863	60	1	6	2	4.0	2	60.0	1-3
09/29/2019	at Pittsburgh	3	25	0	95	.263	25	99	.253	2	8	56	.857	3	65	.954	32	2	2	4	3.0	0	30.0	0-3
Totals		59	703	296	2039	.200	659	2086	.316	63	108	1291	.916	78	1166	.933	860	19	165	34	101.5	15	702.5	
Opponents		59	776	319	2086	.219	726	2137	.340	79	141	1308	.892	63	1183	.947	866	17	179	22	106.5	24	796.5	

Team Averages

Sets Played	Kills per set	Assists per set	Service aces per set	Digs per set	Blocks per set	Points per set	Ball handling error per set	Reception errors per set
59	11.92	11.17	1.07	14.58	1.72	11.91	0.25	1.32



PROGRAM HISTORY

First Year	1977
All-Time Record	747-667-3 (.528)
Conference Champions	(1) 1982, Metro
Tournament Championships	None
NCAA Tournaments	(1) 2010
NIVC Tournaments (0) Steve Lowe Award,	1982
Postseason Record	1-1
Best record	(1992) 26-11
Best in NCAAs	(2010) 1-1
Players signed pro	13 since 2006

CASELL COLISEUM

Capacity	9,275
Opened	1962
Renovation	2017
Tech Record	377-174 (.684)
Attendance High in Wilson era	2,361 ('17)
Winning Seasons	20

MILESTONES ON DECK

100 Aces	Carol Raffety, 81
150 Blocks	Marisa Cerchio, 146
750 Assists	Talyn Jackson, 709
750 Kills	Kaity Smith, 742
1,000 Points	Kaity Smith, 816.5
1,500 Digs	Carol Raffety, 1,373

SCOUTING NC STATE

- Before its loss to Carolina on Wednesday, State opened ACC play on the road and was beat by Notre Dame (9-3, 2-0) in four sets and to [RV] Louisville (9-3, 2-0) in five.
- Head coach Linda Hampton-Keith enters her fourth season in Raleigh, following a five-year stint at Arizona State as an assistant. Her first three years with the Pack have taken the program to new heights, producing State's first top-10 win and two AVCA All-Americans.
- The Wolfpack are led by Melissa Evans offensively and her third-best kills per set mark (3.85) in the ACC and Kaylee Frazier defensively, boasting the top digs per set average (4.65) in the league.
- Tech leads the all-time series 21-14 against the Wolfpack, but have lost four in a row, dating back to 2015. The Hokies are 10-10 in Raleigh.

SCOUTING NORTH CAROLINA

- Carolina, which was down 8-3 and came back to win it 15-12 versus State in the fifth, was swept at Notre Dame and fell to Louisville in four last weekend.
- Head coach Joe Sagula is now in his 30th season in Chapel Hill and is the winningest coach in school history. Having a great coaching tree, Sagula had Virginia Tech coach Jill Wilson on his staff from 2002-05.
- The Tar Heels have two players in the top 10 of the ACC's block per set rankings, with Aristeia Tontai (1.20) at seventh and Skyy Howard (1.16) at eighth, making them one of only three schools (Florida State, Duke) that can say that.
- Tech trails the all-time series 26-6, but earned its first sweep over UNC last season for the first time in 12 years and got its first win in seven years. However, Tech is just 1-17 all-time in Chapel Hill, lone win came in 2006.

OPPONENT MATCH-BY-MATCH

Date	Opponent	SP	Attack				Set			Serve				Recept			DIG	Blocking				BHE	POINTS	SCORE
			K	E	TA	PCT	A	TA	PCT	SA	SE	TA	PCT	RE	TA	PCT		BS	BA	BE	TOTAL			
08/30/2019	vsUSC Upstate	4	33	21	112	.107	30	129	.233	4	10	73	.863	13	86	.849	42	2	10	1	7.0	3	0.0	3-1
08/30/2019	at Miami (OH)	4	51	19	137	.234	49	143	.343	5	9	92	.902	3	72	.958	59	1	14	1	8.0	2	0.0	1-3
08/31/2019	vsNorthwestern	3	47	15	109	.294	44	108	.407	4	11	74	.851	4	51	.922	52	0	12	1	6.0	0	0.0	0-3
09/06/2019	vsElon	4	53	35	167	.108	52	173	.301	4	7	82	.915	4	87	.954	84	0	13	2	6.5	3	63.5	3-1
09/07/2019	vsDavidson	4	45	32	157	.083	43	160	.269	4	5	86	.942	5	83	.940	75	1	4	2	3.0	1	52.0	3-1
09/07/2019	at Liberty	4	57	21	160	.225	53	163	.325	11	14	97	.856	1	78	.987	74	1	10	0	6.0	1	74.0	1-3
09/10/2019	at VCU	4	58	16	127	.331	53	127	.417	4	13	95	.863	2	75	.973	41	2	27	2	15.5	0	77.5	1-3
09/13/2019	vsUC Irvine	5	53	23	148	.203	49	164	.299	3	14	92	.848	4	103	.961	51	3	10	3	8.0	1	64.0	3-2
09/13/2019	vsLoyola Chicago	4	58	17	135	.304	54	146	.370	4	6	91	.934	4	89	.955	41	2	10	3	7.0	1	69.0	3-1
09/14/2019	at Air Force	4	51	34	151	.113	50	151	.331	4	14	81	.827	3	92	.967	53	0	2	1	1.0	1	56.0	3-1
09/20/2019	Chattanooga	5	57	28	164	.177	52	161	.323	8	10	102	.902	6	101	.941	74	0	18	0	9.0	2	74.0	3-2
09/20/2019	Arkansas St.	4	60	35	169	.148	56	165	.339	6	8	95	.916	5	89	.944	71	3	14	1	10.0	1	76.0	1-3
09/21/2019	Charlotte	3	51	5	114	.404	46	108	.426	2	7	75	.907	4	49	.918	54	0	8	3	4.0	1	57.0	0-3
09/27/2019	at Virginia	4	56	18	140	.271	53	145	.366	13	5	100	.950	3	80	.963	52	2	16	2	10.0	3	79.0	1-3
09/29/2019	at Pittsburgh	3	46	0	96	.479	42	94	.447	3	8	73	.890	2	48	.958	43	0	11	0	5.5	4	54.5	0-3
Opponent totals		59	776	319	2086	.219	726	2137	.340	79	141	1308	.892	63	1183	.947	866	17	179	22	106.5	24	796.5	
Virginia Tech totals		59	703	296	2039	.200	659	2086	.316	63	108	1291	.916	78	1166	.933	860	19	165	34	101.5	15	702.5	

Team Averages

Sets Played	Kills per set	Assists per set	Service aces per set	Digs per set	Blocks per set	Points per set	Ball handling error per set	Reception errors per set
59	13.15	12.31	1.34	14.68	1.81	13.50	0.41	1.07



MATCH-BY-MATCH LEADERS

Opponent	Date	Kills	% (min. 12 A)	Assists	Aces	Digs	Blocks
USC Upstate (W, 3-1)	Aug. 30	12 - Powell	.455 - Cerchio	24 - Jackson	4 - (2 players)	19 - Mosley	8 - Zeer
Miami (Ohio) (L, 3-1)	Aug. 30	13 - Wyner	.333 - Zier	27 - Jackson	2 - Powell	24 - Mosley	3 - (2 players)
Northwestern (L, 3-0)	Aug. 31	9 - Wyner	.194 - Wyner	21 - Jackson	3 - Mosley	17 - Mosley	3 - Cerchio
Elon (W, 3-1)	Sept. 6	13 - Cerchio	.417 - Zier	38 - Jackson	2 - Jackson	21 - Mosley	8 - Zier
Davidson (W, 3-1)	Sept. 7	14 - Cerchio	.290 - Cerchio	37 - Jackson	2 - Talamazzi	39 - Mosley	5 - Zier
Liberty (L, 3-1)	Sept. 7	13 - Cerchio	.308 - Talamazzi	31 - Jackson	1 - Wyner	16 - Mosley	4 - Robinson
VCU (W, 3-1)	Sept. 10	15 - (2 players)	.333 - Cerchio	43 - Jackson	1 - (2 players)	12 - Jackson	3 - Zier
UC Irvine (W, 3-1)	Sept. 13	17 - (2 players)	.333 - Young	54 - Jackson	1 - (4 players)	22 - Mosley	6 - Zier
Loyola Chicago (W, 3-2)	Sept. 13	22 - Wyner	.500 - Powell	50 - Jackson	2 - (2 players)	13 - (2 players)	4 - Young
Air Force (W, 3-1)	Sept. 14	14 - Powell	.238 - Wyner	34 - Jackson	1 - (3 players)	13 - Jackson	7 - Zier
Chattanooga (W, 3-2)	Sept. 20	19 - Wyner	.500 - Young	50 - Jackson	2 - Mosley	24 - Mosley	3 - Young
Arkansas State (L, 3-1)	Sept. 20	12 - Wyner	.159 - Wyner	35 - Jackson	3 - Jackson	15 - Thomas	7 - Young
Charlotte (L, 3-0)	Sept. 21	8 - Cerchio	.286 - Young	29 - Jackson	2 - Talamazzi	14 - Mosley	None
Virginia (L, 3-1)	Sept. 27	15 - Cerchio	.471 - Zier	42 - Jackson	1 - (3 players)	14 - Jackson	2 - Young
No. 4 Pitt (L, 3-0)	Sept. 29	8 - Smith	.263 - Smith	21 - Jackson	1 - (2 players)	12 - Thomas	1 - (4 players)

DOUBLE-DOUBLES COUNT

Who	What	When
Talyn Jackson	31 A, 10 D	at Liberty (9/7/19)
Talyn Jackson	43 A, 12 D	at VCU (9/10/19)
Talyn Jackson	54 A, 10 D	vs. UC Irvine (9/13/19)
Talyn Jackson	50 A, 13 D	vs. Loyola Chicago (9/13/19)
Talyn Jackson	34 A, 13 D	at Air Force (9/14/19)
Talyn Jackson	50 A, 10 D	vs. Chattanooga (9/20/19)
Talyn Jackson	35 A, 14 D	vs. Arkansas State (9/20/19)
Talyn Jackson	42 A, 14 D	at Virginia (9/27/19)

TEAM, PLAYER & OPPONENT HIGHS

Kills
Team: 63 vs. UC Irvine (9/13)
Player: Tessa Wyner - 22 vs. Loyola Chicago (9/13)
Opponent: 60 - Arkansas State (9/20)
Attack Percentage
Team: .333, 63-19-132 vs. Loyola Chicago (9/13)
Player (min. 12 kills): Cera Powell - .500, 16-2-28 vs. Loyola Chicago (9/13)
Opponent: .404, 51-5-114 - Charlotte (9/21)
Assists
Team: 58 vs. UC Irvine (9/13)
Player: Talyn Jackson - 54 vs. UC Irvine (9/13)
Opponent: 56 - Arkansas State (9/20)
Service Aces
Team: 13 last vs. USC Upstate (8/30)
Player: Logan Mosley & Carol Raffety - 4 vs. USC Upstate (8/30)
Opponent: 11 - Liberty (9/7)
Digs
Team: 76 vs. Davidson (9/7)
Player: Logan Mosley - 39 vs. Davidson (9/7)
Opponent: 84 - Elon (9/6)
Total Blocks
Team: 15 vs. Elon (9/6)
Player: Anabel Zier (2x) - 8 last vs. Elon (9/7)
Opponent: 15.5 - VCU (9/10)





Jill WILSON

- Third season at Virginia Tech
- 17th as a coach in Division I
- Produced 15 All-SEC players and '02 ACC Player of the Year
- Averaged 20-plus wins per year at LSU (10 years)

The Wilson File

PERSONAL

BORN: May 6, 1979
 HOMETOWN: Richmond, Texas
 FAMILY: Husband, Jared
 COACHING RECORD AT VIRGINIA TECH: 31-45 (3rd year)
 CAREER HEAD COACHING RECORD: 31-45 (.408)

EDUCATION

LSU - Bachelor of Science - Business Admin., 2001
 JOINED TECH STAFF: Jan. 12, 2017
 YEARS OF COLLEGIATE HEAD COACHING: 1
 YEARS OF COLLEGIATE COACHING: 15

COACHING HISTORY

2017- Virginia Tech (Head Coach)
 2013-16 LSU (Associate Head Coach)
 2007-12 LSU (Assistant Coach)
 2005-07 Wake Forest (Assistant Coach)
 2002-05 North Carolina (Assistant Coach)
 2001-02 Tennessee-Martin (Graduate Assistant)

PLAYING HISTORY

1997-00 LSU (outside hitter)
 4-year letterwinner and starter
 Ranked 6th in the SEC with 23 service aces senior year
 Appeared in the 2000 SEC Tournament finals

POSTSEASON EXPERIENCE

LSU
 2014 (First Round - Eugene, Ore.)
 Defeated Oklahoma, Loss to Oregon
 2013 (First Round - Seattle, Wash.)
 Defeated Michigan, Loss to Washington
 2010 (First Round - Norman, Okla.)
 Loss to Tulsa
 2009 (First Round - Baton Rouge, La.)
 Defeated Tulane, Loss to Texas A&M
 2008 (First Round - Los Angeles, Calif.)
 Loss to UCLA
 2007 (First Round - Austin, Texas)
 Defeated New Mexico State, Loss to Texas

UNC
 2002 (Regionals - Lincoln, Neb.)
 Defeated Winthrop, South Carolina at home
 Loss to Hawai'i

Jill Wilson was named the head coach of the Virginia Tech volleyball program on January 12, 2017, and enters her third year in Blacksburg.

In her second season as the head coach of the Hokies in 2018, Wilson led Tech to a four-win improvement, which was the most wins at Tech since 2015. Also, the Hokies owned a five-win improvement at home on Carilion Clinic Court to 8-5. She won three nonconference tournaments – Charlotte Invitational, Hokie Invitational sponsored by the Fairfield Inn and Suites in Christiansburg and Bobcat Invitational – bringing her total to five in two years, including a 15-8 record non-league action.

Tech started the season 8-0, marking its best start since 2009. It also defeated North Carolina 3-0 for the first time since 2011, snapping a nine-match losing streak, and marked the first sweep over the Tar Heels since 2006. Wilson picked up another win over in-state rival Virginia in the Commonwealth Clash presented by Virginia529, improving to 3-1 in her career against the Cavaliers. The Hokies also swept Georgia Tech on the road, a team that finished 15-6 at home and was an AVCA Top-100 Team, marking Wilson's first ACC sweep away from the friendly confines of Cassell Coliseum.

Under Wilson's guidance, right-side hitter Jaila Tolbert once again was named second-team All-ACC. Tolbert became the third player in school history to make the ACC all-conference team in consecutive years, as well as the 17th in program history to rack up over 1,000 kills in a career. The Minnesota native also became the first-ever Tech volleyball player to be tabbed a Senior CLASS Award candidate and the second to make the U.S. Collegiate Women's National Team – Detroit roster.

Statistically, the Hokies improved on the service line due to an aggressive style, finishing fifth in the ACC for service aces, tallying 141 to average 1.31 aces per set. One of the key reasons why there was improvement on the line was outside hitter Ester Talamazzi's team-high 34 aces, including her match versus William & Mary when she recorded the second-most aces in school history with eight. Libero Carol Raffety cracked the record book, becoming the 18th Hokie to register over 1,000 digs in a career.

Her first year in 2017 set the foundation for the program, as Wilson guided Jaila Tolbert to second-team All-ACC after she owned the highest hitting percentage in the conference for non-middle blockers (.331). Tolbert, a right-side hitter, hit more than .300 in 20 matches and earned VaSID all-state honors.

Wilson also was key in the development of Kaity Smith, who was named to the ACC All-Freshman Team, as well as the VaSID Freshman of the Year. Smith started the season breaking a school record, putting down 30 kills in her debut – a program first.

Picking up two wins over Virginia in her first season, Wilson contributed to a full point in the Virginia529 Commonwealth Clash. Wilson led Tech to two nonconference tournament titles her opening season, winning the Pepsi Panther Invitational and A-State Invitational. At the A-State Invitational, the Hokies took down Arkansas State and SMU, two teams that won 20-plus matches and earned a bid to the National Invitational Volleyball Championship (NIVC).

Wilson joined the Hokies after an extremely successful run on the bench at LSU where, as the recruiting coordinator, she signed five top-30 recruiting classes according to PrepVolleyball.com. She also helped lead the Tigers to six NCAA Tournament appearances and the 2009 SEC Championship, as well as 25-win seasons in 2007, 2009 and 2010. The Tigers averaged over 20 wins per season during her time on the LSU staff.

No stranger to the ACC, Wilson was an assistant at North Carolina from 2002-04 before serving as the top assistant at Wake Forest in 2006.

She coached two All-Americans, an ACC Player of the Year and helped lead the Tar Heels to the 2002 regular-season ACC Championship and an NCAA Sweet Sixteen appearance.





KAITY SMITH

Junior | 6-1
OH | Florence, Ky.

High School/Club Team
Randall Cooper | Lexington United

Major: Criminology

1

- 2018-19 All-ACC Academic Volleyball Team
- 2018-19 ACC Academic Honor Roll
- 2017 ACC All-Freshmen Team
- 2017 Prep Volleyball All-Freshman Honorable Mention

AT THE NET

- Has played in 10 matches.
- Turned in a season-high 15 kills, six digs, one service ace, an assist and a block at VCU (9/10).
- Posted back-to-back matches of seven kills against Elon (9/6) and Davidson (9/7).
- Played and started all 30 matches in 2018.
- Double-digit kills in 24 matches and 15-plus in eight matches in 2018.
- Recorded nine double-doubles on the season.
- Tallied a season-high 21 kills and 12 digs vs. BC (11/16).
- ACC-high .346 hitting clip with 12 kills vs. Georgia Tech (10/5).
- Started the '18 season with posting a career-high hitting percentage (.591) with 14 kills against USC Upstate (8/24).

SEASON HIGHS

Kills..... 15 at VCU (9/10/19)
 Hitting percentage..... .263 at No. 4 Pitt (9/29/19)
 Assists 3 vs. No. 4 Pitt (9/29/19)
 Aces 1, 2x, last at VCU (9/10/19)
 Digs..... 10 vs. Elon (9/6/19)
 Blocks..... 1, 3x, last vs. Chattanooga (9/20/19)

CAREER HIGHS

Kills..... 30 vs. Idaho State (8/25/17)
 Hitting percentage..... .591 vs. USC Upstate (8/24/18)
 Assists 2 (4x)
 Aces 3 (2x)
 Digs..... 15 (2x)
 Blocks..... 5 vs. Florida State (11/17/17)

MATCH-BY-MATCH STATS

Date	Opponent	Attack			Set			Serve			Recept			Blocking			Team									
		SP	K	E	TA	PCT	A	TA	PCT	SA	SE	TA	PCT	RE	TA	PCT	BS	BA	TOTAL	BHE	POINTS	HIT%	SCORE			
08/30/2019	vs USC Upstate	*2	0	0	1	.000	0	1	.000	1	4	.750	1	8	.875	0	0	0	0	0	1	0	1.0	.234	3-1	
08/30/2019	at Miami (OH)	3	0	0	1	.000	0	0	0	0	0	0	1	7	.857	5	0	0	0	0	0	0	0	0	0	0
09/06/2019	vs Elon	4	7	3	26	.154	0	2	0	0	2	5	.400	0	18	1.000	10	0	1	0	1	0	7.5	.214	3-1	
09/07/2019	vs Davidson	4	7	5	28	.071	2	5	.400	0	10	1.000	1	20	.950	7	0	0	0	0	0	1	7.0	.179	3-1	
09/07/2019	at Liberty	3	1	1	6	.000	0	2	0	0	0	0	0	5	20	.750	3	0	0	0	0	0	1.0	.159	1-3	
09/10/2019	at VCU	*4	15	12	42	.071	1	4	.250	1	14	.929	0	13	1.000	6	0	1	0	1	0	16.5	.220	1-3		
09/13/2019	vs UC Irvine	1	0	0	0	.000	0	0	0	0	0	0	0	0	.000	0	0	0	0	0	0	0	0	.253	3-2	
09/20/2019	Chattanooga	2	4	2	13	.154	0	1	0	0	4	1.000	1	8	.875	2	0	1	0	1	0	4.5	.190	3-2		
09/20/2019	Arkansas St.	1	2	1	5	.200	0	0	0	0	0	0	0	1	3	.667	0	0	0	0	0	2.0	.130	1-3		
09/21/2019	Charlotte	2	3	2	18	.056	1	3	.333	0	4	1.000	1	11	.909	7	0	0	0	0	0	3.0	.174	0-3		
09/27/2019	at Virginia	*4	10	4	32	.188	3	5	.600	0	2	15	.867	3	23	.870	9	0	1	0	1	0	10.5	.204	1-3	
09/29/2019	at Pittsburgh	*3	8	3	19	.421	0	2	0	0	2	11	.818	0	12	1.000	7	0	0	0	0	8.0	.263	0-3		
Totals			33	57	33	.190	.126	.7	.25	.280	2	8	.67	.881	14	143	.902	56	0	4	0	2.0	1	61.0		

Player Averages						
Sets Played	Kills per nset	Assists per set	Service aces per set	Digs per set	Blocks per set	Points per set
33	1.73	0.21	0.06	1.70	0.06	1.85



ANABEL ZIER (ZEER)

Freshman | 6-2
MB/RS | Blacksburg, Va.

High School/Club Team
Blacksburg | River Valley Juniors - Coastal

Major: Biology

2

AT THE NET

- Has started all 13 matches.
- Had nine kills and two blocks against UVA (9/27).
- Tallied eight kills and two blocks versus Chattanooga (9/20).
- Owned seven kills, six blocks and three digs against UC Irvine (9/13).
- Had six kills and tied a career-high eight blocks vs. Elon (9/6).
- Turned in back-to-back 10-kill outings opening weekend against USC Upstate (8/30) and Miami (Ohio) (8/30).
- Posted a career-high eight blocks versus USC Upstate (8/30) in the season opener.
- Four-year varsity letterwinner.
- Coached by Nicole Taylor at Blacksburg HS.
- Played club for River Valley Juniors – Coastal Volleyball Club.
- Earned VHSA All-State.
- District and Region Player of the Year.
- All-region, All-district and All-conference.
- Led Bruins to the 2016 state championship match.
- Guided Bruins to district and regional championships, as well as the state semifinals.
- Racked up over 1,000 kills.
- Also competed in the high jump on the track and field team.
- Earned all-state honors in 2016.
- Has jumped in five state competitions.
- Led the Bruins to a 2017 state title.
- Her aunt, Cindy Zier Szweczyk, played on Tech's women's soccer team (1993-95), earning defensive MVP honors.

SEASON/CAREER HIGHS

Kills..... 10, 2x, last at Miami (Ohio) (8/30/19)
 Hitting percentage..... .471 at Virginia (9/27)
 Assists 1 vs. Arkansas State (9/20/19)
 Aces 1, 4x, last vs. Charlotte (9/21/19)
 Digs..... 3, 2x, last vs. UC Irvine (9/13/19)
 Blocks..... 8, 2x, last vs. Elon (9/7/19)

MATCH-BY-MATCH STATS

Date	Opponent	Attack			Set			Serve			Recept			Blocking			Team								
		SP	K	E	TA	PCT	A	TA	PCT	SA	SE	TA	PCT	RE	TA	PCT	BS	BA	TOTAL	BHE	POINTS	HIT%	SCORE		
08/30/2019	vs USC Upstate	*4	10	4	20	.300	0	1	.000	0	3	5	.400	0	0	.000	0	3	5	0	0	15.5	.234	3-1	
08/30/2019	at Miami (OH)	*4	10	3	21	.333	0	0	.000	1	3	11	.727	0	0	.000	0	0	2	0	2	0	12.0	.164	1-3
08/31/2019	vs Northwestern	*3	2	1	9	.111	0	0	.000	0	0	2	1.000	0	0	.000	1	0	2	0	2	0	3.0	.070	0-3
09/06/2019	vs Elon	*4	6	1	12	.417	0	3	.000	0	0	5	1.000	0	0	.000	0	1	7	1	8	0	10.5	.214	3-1
09/07/2019	vs Davidson	*4	8	4	20	.200	0	0	.000	1	1	6	.833	0	0	.000	0	2	3	0	5	0	12.5	.179	3-1
09/07/2019	at Liberty	*4	4	2	23	.087	0	2	.000	0	2	8	.750	0	0	.000	2	0	1	0	1	0	4.5	.159	1-3
09/10/2019	at VCU	*4	5	1	11	.364	0	1	.000	0	2	11	.818	0	0	.000	3	0	3	1	3	0	6.5	.220	1-3
09/13/2019	vs UC Irvine	*5	7	3	18	.222	0	5	.000	0	0	9	1.000	0	0	.000	3	2	4	0	6	0	11.0	.253	3-2
09/13/2019	vs Loyola Chicago	*4	5	3	12	.167	0	1	.000	0	2	12	.833	0	0	.000	1	0	2	0	0	0	5.0	.333	3-1
09/14/2019	at Air Force	*4	5	1	11	.364	0	0	.000	1	1	13	.923	0	0	.000	2	2	5	0	7	0	10.5	.202	3-1
09/20/2019	Chattanooga	*5	8	4	20	.200	0	0	.000	0	0	14	1.000	0	0	.000	2	0	2	0	2	0	9.0	.190	3-2
09/20/2019	Arkansas St.	*4	5	1	11	.364	1	1	1.000	1	4	16	.750	0	0	.000	1	0	1	1	1	0	6.5	.130	1-3
09/21/2019	Charlotte	*3	3	1	6	.333	0	1	.000	1	2	8	.750	0	0	.000	0	0	0	0	0	0	4.0	.174	0-3
09/27/2019	at Virginia	*4	9	1	17	.471	0	2	.000	1	0	7	1.000	0	0	.000	1	1	1	1	2	0	11.5	.204	1-3
09/29/2019	at Pittsburgh	*3	4	2	15	.267	0	2	.000	0	5	8	.375	0	0	.000	1	1	0	1	1	0	5.0	.263	0-3
Totals			59	91	32	.226	.261	1	.19	.053	6	25	135	.815	0	0	.000	17	12	36	7	30	0	127.0	

Player Averages						
Sets Played	Kills per nset	Assists per set	Service aces per set	Digs per set	Blocks per set	Points per set
59	1.54	0.02	0.10	0.29	0.51	2.15



CERA POWELL (SEER-UH)

Freshman | 6-0
OH | Pittsboro, N.C.

High School/Club Team
Northwood | Triangle

Major: Human Nutrition, Foods and Exercise

3

Amy Svoboda Memorial Classic All-Tournament Team

AT THE NET

- Has played all 15 matches.
- Owned nine kills against both Chattanooga (9/20) and Arkansas State (9/20) in the Hokie Invitational.
- Put together her best weekend yet, owning at least 14 kills in all three matches on Air Force's campus (9/13-14) to make the all-tournament team.
- Had her best blocking performance versus Air Force (9/14), recording a career-high six blocks along with 14 kills.
- Hit a blistering .500 with 16 kills versus Loyola Chicago (9/13).
- Opened the season with 12 kills, four digs and career-high five blocks against USC Upstate (8/30).
- Four-year varsity letterwinner.
- Three-time all-conference.
- Big 8 Player of the Year.
- Led the Chargers to the third round of the 2018 NCHSAA state tournament.
- Two-time Student Council Class Senator.
- Her great uncle, Walter Davis, played men's basketball at North Carolina and was selected to the USA men's basketball team at the 1976 Summer Olympics, and went on to become a 15-year NBA player and six-time NBA All-Star, having his number retired (#6) with the Phoenix Suns organization after being the Suns' all-time leading scorer.

SEASON/CAREER HIGHS

Kills.....17 vs. UC Irvine (9/13/19)
Hitting percentage......500 vs. Loyola Chicago (9/13/19)
Assists 1 vs. Loyola Chicago (9/13/19)
Aces2 at Miami (Ohio) (8/30/19)
Digs.....8 at Miami (Ohio) (8/30/19)
Blocks..... 6 at Air Force (9/14/19)

MATCH-BY-MATCH STATS

Date	Opponent	SP	K	E	TA	PCT	A	TA	PCT	SA	SE	TA	PCT	RE	TA	PCT	DIGS	BA	BE	TOTAL	BHE	POINTS	HIT%	SCORE	
08/30/2019	vs USC Upstate	*4	12	4	34	.235	0	2	.000	1	0	7	1.000	0	1	1.000	4	0	5	0	5	0	15.5	.234	3-1
08/30/2019	at Miami (OH)	*4	8	5	25	.080	0	0	.000	2	2	16	.875	1	4	.750	8	0	0	0	0	10.0	.164	1-3	
08/31/2019	vs Northwestern	*3	3	3	22	.000	0	0	.000	0	0	0	.000	0	2	1.000	0	0	1	0	1	0	3.5	.070	0-3
09/06/2019	vs Elon	4	8	2	32	.188	0	1	.000	0	0	0	.000	0	1	1.000	0	0	4	0	4	0	10.0	.214	3-1
09/07/2019	vs Davidson	4	7	1	28	.214	0	1	.000	1	2	5	.400	0	2	.500	0	0	1	0	1	0	7.5	.179	3-1
09/07/2019	at Liberty	4	7	7	25	.000	0	2	.000	0	0	1	1.000	0	0	.000	5	0	0	0	0	0	7.0	.159	1-3
09/10/2019	at VCU	*4	9	4	20	.250	0	2	.000	0	0	0	.000	0	2	1.000	0	0	0	0	0	0	9.0	.220	1-3
09/13/2019	vs UC Irvine	5	17	6	38	.289	0	1	.000	0	0	0	.000	0	0	.000	1	0	0	0	0	0	17.0	.253	3-2
09/13/2019	vs Loyola Chicago	4	16	2	28	.500	1	6	.167	0	0	0	.000	0	0	.000	1	1	0	1	0	1	17.0	.333	3-1
09/14/2019	at Air Force	4	14	5	40	.225	0	1	.000	0	0	1	1.000	0	0	.000	0	1	5	0	6	0	17.5	.202	3-1
09/20/2019	Chattanooga	*5	9	7	45	.044	0	1	.000	0	0	0	.000	0	0	.000	0	0	1	0	1	0	9.5	.190	3-2
09/20/2019	Arkansas St.	*4	9	5	33	.121	0	1	.000	0	0	0	.000	0	0	.000	3	0	2	0	2	0	10.0	.130	1-3
09/21/2019	Charlotte	3	7	4	21	.143	0	2	.000	0	0	0	.000	0	0	.000	1	0	0	0	0	0	7.0	.174	0-3
09/27/2019	at Virginia	3	3	6	23	-.130	0	3	.000	0	0	0	.000	0	0	.000	1	0	1	0	0	0	3.0	.204	1-3
09/29/2019	at Pittsburgh	*3	5	4	29	.172	0	1	.000	0	0	0	.000	0	0	.000	0	1	0	0	1	0	6.0	.263	0-3
Totals		58	134	65	453	.152	1	25	.040	3	2	25	.920	2	12	.833	24	3	19	1	12.5	1	149.5		

Player Averages	Sets Played	Kills per set	Assists per set	Service aces per set	Digs per set	Blocks per set	Points per set
	58	2.31	0.02	0.05	0.41	0.22	2.58



LOGAN MOSLEY

Freshman | 5-6
L/DS | Apex, N.C.

High School/Club Team
Cary Christian | Triangle

Major: University Studies

4

Miami Invitational All-Tournament Team

AT THE NET

- Has started all 15 matches, playing 14 at libero.
- Set the single-match digs record at Tech in just her fifth match, scooping up 39 digs versus Davidson (9/7).
- Had her double-digit digs streak snap at No. 4 Pitt (9/29), getting it up to a career-high seven straight matches.
- Tallied 24 digs and five assists against Chattanooga (9/20).
- Posted 21 digs, two assists and an ace versus Elon (9/6).
- Tallied 24 digs versus Miami (Ohio) (8/30) and a personal-best six assists.
- Her 20-plus digs marked the first time a Tech freshman accomplished the feat since 2016.
- Collected 19 digs, two assists and a career-best four service aces against USC Upstate (8/30) in the season opener.
- Five-year varsity letterwinner.
- Coached by Lesley White and her mom, Victoria, at Cary Christian HS.
- 2017 NCISAA Player of the Year.
- 2017 NCISAA first-team all-state.
- Was a key cog in USA Volleyball 18U's championship run at nationals in 2018.
- Led USA Volleyball 16U to a third-place finish at '17 nationals.
- Her mother, Victoria, played college volleyball at Barton College.

SEASON/CAREER HIGHS

Kills..... 1, 3x, last vs. Loyola Chicago (9/13/19)
Hitting percentage..... 1.000 at Miami (Ohio) (8/30/19)
Assists6 at Miami (Ohio) (8/30/19)
Aces 4 vs. USC Upstate (8/30/19)
Digs.....39 vs. Davidson (9/7/19)
Blocks.....

MATCH-BY-MATCH STATS

Date	Opponent	SP	K	E	TA	PCT	A	TA	PCT	SA	SE	TA	PCT	RE	TA	PCT	DIGS	BA	BE	TOTAL	BHE	POINTS	HIT%	SCORE	
08/30/2019	vs USC Upstate	*4	0	0	0	.000	2	12	.167	4	0	26	1.000	0	11	1.000	19	0	0	0	0	0	4.0	.234	3-1
08/30/2019	at Miami (OH)	*4	1	0	1	1.000	6	17	.353	0	0	11	1.000	0	30	1.000	24	0	0	0	0	0	1.0	.164	1-3
08/31/2019	vs Northwestern	*3	0	0	0	.000	2	10	.200	3	0	14	1.000	1	18	.944	17	0	0	0	0	0	3.0	.070	0-3
09/06/2019	vs Elon	*4	0	1	0	.000	2	9	.222	1	0	19	1.000	2	18	.889	21	0	0	0	0	0	1.0	.214	3-1
09/07/2019	vs Davidson	*4	0	1	0	.000	3	13	.231	1	2	18	.889	1	26	.962	39	0	0	0	0	0	1.0	.179	3-1
09/07/2019	at Liberty	*4	1	0	2	.500	5	18	.278	0	0	18	1.000	2	31	.935	16	0	0	0	0	0	1.0	.159	1-3
09/10/2019	at VCU	*4	0	0	0	.000	5	13	.385	1	1	16	.938	3	37	.919	9	0	0	0	0	0	0.0	.220	1-3
09/13/2019	vs UC Irvine	*5	0	0	1	.000	1	17	.059	1	1	19	.947	1	26	.962	22	0	0	0	0	0	1.0	.253	3-2
09/13/2019	vs Loyola Chicago	*4	1	1	3	.300	3	12	.250	0	0	14	1.000	0	22	1.000	13	0	0	0	0	0	1.0	.333	3-1
09/14/2019	at Air Force	*4	0	0	0	.000	4	15	.267	0	0	16	1.000	1	15	.933	12	0	0	0	0	0	0.0	.202	3-1
09/20/2019	Chattanooga	*5	0	0	0	.000	5	14	.357	2	1	24	.958	1	14	.929	24	0	0	0	0	0	2.0	.190	3-2
09/20/2019	Arkansas St.	*4	0	1	0	.000	3	20	.150	0	0	14	1.000	1	23	.957	13	0	0	0	0	0	1.0	.130	1-3
09/21/2019	Charlotte	*3	0	0	0	.000	2	10	.200	0	0	8	1.000	0	26	1.000	14	0	0	0	0	0	0.0	.174	0-3
09/27/2019	at Virginia	*3	0	0	1	.000	2	10	.200	0	0	9	1.000	0	9	1.000	12	0	0	0	0	0	0.0	.204	1-3
09/29/2019	at Pittsburgh	3	0	0	0	.000	2	2	1.000	1	0	11	1.000	1	8	.875	3	0	0	0	0	0	1.0	.263	0-3
Totals		58	3	1	11	.182	47	192	.245	13	5	237	.979	14	314	.955	258	0	0	0	0	0	1	16.0	

Player Averages	Sets Played	Kills per set	Assists per set	Service aces per set	Digs per set	Blocks per set	Points per set
	58	0.05	0.81	0.22	4.45	0.00	0.28





CAROL RAFFETY

Senior | 5-11
L/DS | Novato, Calif.

High School/Club Team
Marin Catholic | Absolute

Major: Criminology

5

**Two-time ACC Academic Honor Roll
2018-19 All-ACC Academic Volleyball Team**

AT THE NET

- Has played in eight matches.
- Scooped up a season-high nine digs and had two assists at Air Force (9/14).
- Tallied seven digs and two assists at Miami (Ohio) (8/30).
- Tied a career-high four aces and posted five digs versus USC Upstate (8/30).
- Currently No. 6 all-time in program history for career digs.
- Had nine 20-plus dig matches in 2018.
- Registered 13 digs, including her 1,000th career dig in the third set to become the 18th Hokie to ever accomplish the feat, and three assists versus IUPUI (9/7).
- Played in all 30 matches in 2018.
- Broke the freshman digs record with 481 in 2016, a mark that had been held by Amanda Cloyd since 2004.

SEASON HIGHS

Kills..... 1 vs. USC Upstate (8/30/19)
Hitting percentage..... 1.000 vs. USC Upstate (8/30/19)
Assists 2, 2x, last at Air Force (9/14/19)
Aces 4 vs. USC Upstate (8/30/19)
Digs..... 9 at Air Force (9/14/19)
Blocks

CAREER HIGHS

Kills..... 9 at Florida State (10/14/16)
Hitting percentage..... 1.00 (2x)
Assists 7 (2x)
Aces 4, 2x, vs. USC Upstate (8/30/19)
Digs..... 28 vs. Appalachian State (8/26/16)
Blocks..... 1 at Florida State (10/14/16)

MATCH-BY-MATCH STATS

Date	Opponent	Attack				Set				Serve				Recept				Blocking				Team			
		SP	K	E	TA	PCT	A	TA	PCT	SA	SE	TA	PCT	RE	TA	PCT	DIG	BS	BA	BE	TOTAL	BHE	POINTS	HIT%	SCORE
08/30/2019	vs USC Upstate	4	1	0	1	1.000	0	1	.000	4	3	25	.880	1	11	.909	5	0	0	0	0	0	5.0	.234	3-1
08/30/2019	at Miami (OH)	4	0	0	0	.000	2	4	.500	0	1	15	.933	0	15	1.000	7	0	0	0	0	0.0	.164	1-3	
08/31/2019	vs Northwestern	*2	0	0	0	.000	1	2	.500	0	1	4	.750	1	8	.875	2	0	0	0	0	0.0	.070	0-3	
09/13/2019	vs UC Irvine	4	0	0	0	.000	0	0	.000	0	1	4	.750	0	6	1.000	1	0	0	0	0	0.0	.253	3-2	
09/13/2019	vs Loyola Chicago	4	0	1	.000	2	2	1.000	0	2	9	.778	0	17	1.000	3	0	0	0	0	0	0.0	.333	3-1	
09/14/2019	at Air Force	4	0	0	.000	2	3	.667	0	1	5	.800	1	6	.833	9	0	0	0	0	0	0.0	.202	3-1	
09/20/2019	Chattanooga	5	0	0	.000	0	1	.000	0	0	0	.000	1	20	.950	4	0	0	0	0	0	0.0	.190	3-2	
09/20/2019	Arkansas St.	3	0	0	.000	0	0	.000	0	0	0	.000	0	4	1.000	0	0	0	0	0	0	0.0	.130	1-3	
Totals		30	1	0	2	.500	7	13	.538	4	9	.62	.855	4	87	.954	31	0	0	0	0	0	5.0		

Player Averages						
Sets Played	Kills per nset	Assists per set	Service aces per set	Digs per set	Blocks per set	Points per set
30	0.03	0.23	0.13	1.03	0.00	0.17



ANGEL ROBINSON

Sophomore | 6-0
MB | Norman, Okla.

High School/Club Team
Norman North | Peak

Major: Human Development

6

AT THE NET

- Has played in three matches.
- Collected a season-high seven kills and four blocks at Liberty (9/7).
- Posted two kills versus Davidson (9/7).
- Tallied three kills, one assist and two blocks against USC Upstate (8/30) in the season opener.
- Finished the 2018 season strong, tallying eight kills on a career-high .615 hitting percentage and two blocks against Syracuse (11/18) and a career-best 11 kills versus Clemson (11/21).
- Tallied her first-ever ace against William & Mary (8/31).
- Put down the first kill of her career versus Presbyterian (8/25).
- Debut came against USC Upstate (8/24) in the season opener, tallying a block.
- Appeared in 17 matches and started seven in 2018.
- Four-year letterwinner coached by Stephanie Kane at North Norman.
- Guided North Norman to the OSSAA 6A State title match two years in a row, finishing runner-up in 2016 and 2017.
- Also led the Timberwolves to an unblemished record in conference play and a 31-4 overall record in 2017.

SEASON HIGHS

Kills..... 7 at Liberty (9/7/19)
Hitting percentage..... .500 vs. Davidson (9/7/19)
Assists 1 vs. USC Upstate (8/30/19)
Aces
Digs.....
Blocks..... 4 at Liberty (9/7/19)

CAREER HIGHS

Kills..... 11 vs. Clemson (11/21/8)
Hitting percentage..... .615 at Syracuse (11/8/18)
Assists
Aces 1 vs. William & Mary (8/31/18)
Digs..... 1 (2x)
Blocks..... 6 vs. Duke (10/21/18)

MATCH-BY-MATCH STATS

Date	Opponent	Attack				Set				Serve				Recept				Blocking				Team					
		SP	K	E	TA	PCT	A	TA	PCT	SA	SE	TA	PCT	RE	TA	PCT	DIG	BS	BA	BE	TOTAL	BHE	POINTS	HIT%	SCORE		
08/30/2019	vs USC Upstate	*2	3	2	11	.091	1	1	1.000	0	0	0	.000	0	0	.000	0	0	0	0	2	0	2.0	0	4.0	.234	3-1
09/07/2019	vs Davidson	*1	2	0	4	.500	0	1	.000	0	0	0	.000	0	0	.000	0	0	0	0	0	0	0.0	0	2.0	.179	3-1
09/07/2019	at Liberty	4	7	5	20	.100	0	1	.000	0	0	0	.000	0	0	.000	0	1	3	0	4.0	0	9.5	.159	1-3		
09/13/2019	vs UC Irvine	1	0	0	1	.000	0	0	.000	0	0	0	.000	0	0	.000	0	0	0	0	0	0	0.0	0.0	.253	3-2	
Totals		8	12	7	36	.139	1	3	.333	0	0	0	.000	0	0	.000	0	1	5	0	3.5	0	15.5				

Player Averages						
Sets Played	Kills per nset	Assists per set	Service aces per set	Digs per set	Blocks per set	Points per set
8	1.50	0.13	0.00	0.00	0.44	1.94





SARAH JANE LYNCH

Sophomore | 6-2
S | Roswell, Ga.

High School/Club Team
Mount Pisgah Christian | A5

Major: Computer Science

11



ESTER TALAMAZZI (Tal-uh-MAHT-zee)

Senior | 6-0
OH | Campo Ligure, Genoa, Italy

High School/Club Team
Liceo Scientifico A. Antonelli | Volleyro'

Major: Marketing

14

2018-19 ACC Academic Honor Roll

AT THE NET

- Has played in six matches.
- Had her second career ace at Virginia (9/27).
- Recorded her first-ever kill against Charlotte (9/21).
- Tallied five assists, one kill, two digs and a block against Davidson (9/7).
- Posted five assists and three digs versus Miami (Ohio) (8/30).
- Racked up a career-high 21 assists and three digs versus USC Upstate (8/30) in the season opener.
- Played in 19 matches in 2018.
- Achieved a career-high two aces against Georgia Tech (10/5).
- Recorded her first career dig, an impressive pancake, against Virginia (9/23).
- Played in her first collegiate match against UTSA (9/16).
- Three-year letterwinner coached by Leah Longoria at Mount Pisgah Christian.
- Named to the Class of 2018 Senior Aces Top 150.
- First team GHSA All-State in 2016.
- Guided A5 to the 2016 USA Volleyball National Championship crown in 16-U Open Division.

SEASON HIGHS

Kills.....1 vs. Charlotte (9/21/19)
Hitting percentage.....1.000 vs. Charlotte (9/21/19)
Assists21 vs. USC Upstate (8/30/19)
Aces1, 2x, at Virginia (9/27/19)
Digs.....3, 2x, last at Miami (Ohio)
Blocks.....1 vs. Davidson (9/7/19)

CAREER HIGHS

Kills.....1 vs. Charlotte (9/21/19)
Hitting percentage.....1.000 vs. Charlotte (9/21/19)
Assists21 vs. USC Upstate (8/30/19)
Aces2 at Georgia Tech (10/5/18)
Digs.....3, 3x, last at Miami (Ohio)
Blocks.....1 vs. Davidson (9/7/19)

MATCH-BY-MATCH STATS

Date	Opponent	SP	K	E	TA	PCT	A	TA	PCT	S	A	SE	TA	PCT	R	E	TA	PCT	DIG	BS	BA	BE	TOTAL	BHE	POINTS	HIT%	SCORE	
08/30/2019	vs USC Upstate	2	4	3	9	.111	0	0	.000	2	0	8	1.000	1	4	.750	3	0	0	0	0	0	0	0	0	6.0	.234	3-1
08/30/2019	at Miami (OH)	*1	0	0	1	.000	5	23	.217	0	0	2	1.000	0	0	.000	3	0	0	0	0	0	0	0	0	0.0	.164	1-3
09/07/2019	vs Davidson	1	1	0	2	.500	5	16	.313	0	1	4	.750	0	0	.000	2	0	1	1	0	0	0	0	0	1.5	.179	3-1
09/20/2019	Chattanooga	1	0	0	0	.000	0	0	.000	1	0	1	1.000	0	0	.000	0	0	0	0	0	0	0	0	0	1.0	.190	3-2
09/21/2019	Charlotte	1	1	0	1	1.000	1	5	.200	0	0	3	1.000	0	0	.000	0	0	0	0	0	0	0	2	1.0	.174	0-3	
09/27/2019	at Virginia	2	0	0	0	.000	0	0	.000	1	0	3	1.000	0	0	.000	0	0	0	0	0	0	0	0	1.0	.204	1-3	
Totals		8	2	0	8	.250	32	91	.352	2	1	17	.941	0	0	.000	8	0	1	0	0	0	0	0	4.5			

Player Averages						
Sets Played	Kills per nset	Assists per set	Service aces per set	Digs per set	Blocks per set	Points per set
8	0.25	4.00	0.25	1.00	0.06	0.56

**Two-time ACC Academic Honor Roll
2017-18 All-ACC Academic Volleyball Team
ACC Freshman of the Week (9/4/17)**

AT THE NET

- Has played in 11 matches.
- Tallied five kills and two digs against UVA (9/27).
- Finished with 11 digs and tied a season-high two aces against Charlotte (9/21).
- Tallied a season-high five kills along with four digs versus Chattanooga (9/20).
- Scooped up a season-high 12 digs against Elon (9/6).
- Posted four kills, two service aces and three digs against USC Upstate (8/30) in the season opener.
- Played in all 30 matches, drawing 28 starts in 2018.
- Set a career-high eight aces, tied for the second-most in school history, with five kills versus William & Mary (8/31).
- Scooped up a career-high 22 digs and put down nine kills in a near double-double effort in Tech's clash with Charlotte (8/25).
- Tied with Annie Spicer for 8th all-time (290) in freshman kills.

SEASON HIGHS

Kills.....5, 2x, last at UVA (9/27/19)
Hitting percentage.....308 at Liberty (9/7/19)
Assists3, 2x, last vs. Davidson (9/7/19)
Aces2, 3x, last vs. Charlotte (9/21/19)
Digs.....12 vs. Elon (9/6/19)
Blocks.....1 at Air Force (9/14/19)

CAREER HIGHS

Kills.....17 vs. Notre Dame (10/8/17)
Hitting percentage.....462 vs. South Dakota State (8/25/17)
Assists3, 3x, last vs. Davidson (9/7/19)
Aces8 vs. William & Mary (8/31/18)
Digs.....22 at Charlotte (8/25/18)
Blocks.....5 at Boston College (11/16/18)

MATCH-BY-MATCH STATS

Date	Opponent	SP	K	E	TA	PCT	A	TA	PCT	S	A	SE	TA	PCT	R	E	TA	PCT	DIG	BS	BA	BE	TOTAL	BHE	POINTS	HIT%	SCORE	
08/30/2019	vs USC Upstate	2	4	3	9	.111	0	0	.000	2	0	8	1.000	1	4	.750	3	0	0	0	0	0	0	0	0	6.0	.234	3-1
08/30/2019	at Miami (OH)	*1	0	0	1	.000	5	23	.217	0	0	2	1.000	0	0	.000	3	0	0	0	0	0	0	0	0	0.0	.164	1-3
09/06/2019	vs Elon	4	0	0	5	.000	3	7	.429	0	2	13	.846	0	0	.000	12	0	0	0	0	0	0	0	0	0.0	.214	3-1
09/07/2019	vs Davidson	4	1	3	9	.222	3	3	1.000	2	2	16	.875	0	0	.000	8	0	0	0	0	0	0	0	0	3.0	.179	3-1
09/07/2019	at Liberty	*4	4	0	14	.286	0	6	.000	0	2	12	.833	0	3	1.000	9	0	0	0	0	0	0	0	0	4.0	.159	1-3
09/10/2019	at WCU	2	0	0	0	.000	0	0	.000	2	9	.778	0	0	.000	5	0	0	0	0	0	0	0	0	0.0	.220	1-3	
09/13/2019	vs Loyola Chicago	1	0	0	0	.000	0	0	.000	0	0	0	.000	0	0	.000	0	0	0	0	0	0	0	0	0	0.0	.333	3-1
09/14/2019	at Air Force	1	2	1	7	.143	1	2	.500	0	0	1	1.000	0	3	1.000	2	0	1	0	1	0	0	0	2.5	.202	3-1	
09/20/2019	Chattanooga	2	5	7	18	.111	0	0	.000	0	2	3	.333	0	0	.000	4	0	0	0	0	0	0	0	5.0	.190	3-2	
09/21/2019	Charlotte	*3	0	0	1	.000	0	1	.000	2	1	12	.917	0	11	1.000	11	0	0	0	0	0	0	0	2.0	.174	0-3	
09/27/2019	at Virginia	2	5	3	15	.133	0	1	.000	0	0	0	.000	0	2	1.000	2	0	1	0	1	0	0	0	5.5	.204	1-3	
Totals		26	23	19	84	.048	7	21	.333	6	12	78	.846	1	25	.960	57	0	2	0	1	0	0	0	30.0			

Player Averages						
Sets Played	Kills per nset	Assists per set	Service aces per set	Digs per set	Blocks per set	Points per set
26	0.88	0.27	0.23	2.19	0.04	1.15





JENNIFER WILLIAMS

Redshirt Freshman | 6-1
OH | Staunton, Va.

High School/Club Team
Robert E. Lee | Richmond

Major: Marketing

16

2018-19 ACC Academic Honor Roll

AT THE NET

- Has not seen action.
- Redshirted in 2018.
- Four-year letterwinner.
- Coached by mom, Jan Williams, at Robert E. Lee.
- First-team All-State.
- Led Robert E. Lee to the VHSL state championship.
- Regional Player of the Year.
- First-team All-Region.
- First-team All-Conference.
- First-team All-District.
- All-City/County Player of the Year.
- Conference Player of the Year.
- Racked up more than 1,000 kills in prep career.
- Finished third all-time in VHSL record book for most career blocks.
- Captain.
- Also played tennis.
- Four-year letterwinner and captain.

SEASON/CAREER HIGHS

Kills
Hitting percentage.....
Assists.....
Aces.....
Digs.....
Blocks.....

MATCH-BY-MATCH STATS

Date	Opponent	Attack			Set			Serve			Recept			Blocking			Team								
		SP	K	ETA	PCT	A	TA	PCT	SA	SE	TA	PCT	RE	TA	PCT	DIG	BS	BA	BE	TOTAL	BHE	POINTS	HIT%	SCORE	
Totals		0	0	0	.000	0	0	.000	0	0	.000	0	0	.000	0	0	0	0	0	0	0	0	0	0	0

Player Averages						
Sets Played	Kills per nset	Assists per set	Service aces per set	Digs per set	Blocks per set	Points per set
0	0.00	0.00	0.00	0.00	0.00	0.00



RACHEL TAM

Freshman | 5-4
L/DS | Basking Ridge, N.J.

High School/Club Team
Ridge | Atlantic Valley & Central Jersey

Major: Business

17

AT THE NET

- Has played in nine matches.
- Tallied two digs against UVA (9/27).
- Posted a career-high two digs versus UC Irvine (9/13).
- Collected her first career dig at Liberty (9/7).
- First match at the college level came vs. Northwestern (8/31).
- Four-year letterwinner.
- Courier News 2017 New Jersey Player of the Year.
- NJ Star Ledger 2017 first-team all-state.
- Two-time NJ Skyland first-team all-conference.
- Led Ridge to a state championship in 2017 with a 26-0 record.
- Became the first player in school history to rack up more than 1,000 digs, finishing with 1,171.
- In the classroom, was the president of the National Honor Society.
- Student Council VP.
- Project Adventure Peer Leader and Board Member.
- Habitat for Humanity Class Representative.
- Honor Roll.
- Also considered Georgetown and Wake Forest.
- Her mother, Juanita, played college volleyball at Amherst College.
- Her brother, Jonathan, played baseball at Villanova and made the All-BIG EAST Academic Team and led the league with the best ERA.
- Her sister, Kelsey, played volleyball for Wesleyan University and was named to the All-NESCAC Academic Team.

SEASON/CAREER HIGHS

Kills.....
Hitting percentage.....
Assists..... 1 vs. UC Irvine (9/13/19)
Aces.....
Digs..... 2, 2x, last at UVA (9/27/19)
Blocks.....

MATCH-BY-MATCH STATS

Date	Opponent	Attack			Set			Serve			Recept			Blocking			Team								
		SP	K	ETA	PCT	A	TA	PCT	SA	SE	TA	PCT	RE	TA	PCT	DIG	BS	BA	BE	TOTAL	BHE	POINTS	HIT%	SCORE	
08/31/2019	vs Northwestern	3	0	0	.000	0	0	.000	0	1	4	.750	0	0	.000	0	0	0	0	0	0	0	0	.070	0-3
09/06/2019	vs Elon	4	0	0	.000	0	0	.000	0	0	7	1.000	0	0	.000	2	0	0	0	0	0	0	0	.214	3-1
09/07/2019	vs Davidson	4	0	0	.000	0	0	.000	0	1	8	.875	0	0	.000	0	0	0	0	0	0	0	0	.179	3-1
09/07/2019	at Liberty	2	0	0	.000	0	0	.000	0	1	2	.500	0	0	.000	1	0	0	0	0	0	0	0	.159	1-3
09/10/2019	at VCU	1	0	0	.000	0	0	.000	0	0	1	1.000	0	0	.000	0	0	0	0	0	0	0	0	.220	1-3
09/13/2019	vs UC Irvine	4	0	0	.000	1	1	1.000	0	1	7	.857	0	0	.000	2	0	0	0	0	0	0	0	.253	3-2
09/14/2019	at Air Force	3	0	0	.000	0	0	.000	0	2	4	.500	0	0	.000	1	0	0	0	0	0	0	0	.202	3-1
09/27/2019	at Virginia	2	0	0	.000	0	0	.000	0	1	2	.500	2	1.000	2	0	0	0	0	0	0	0	0	.204	1-3
09/29/2019	at Pittsburgh	1	0	0	.000	0	1	1.000	0	0	0	.000	0	0	.000	0	0	0	0	0	0	0	0	.263	0-3
Totals		24	0	0	.000	1	2	.500	0	7	35	.800	0	2	1.000	8	0	0	0	0	0	0	0	0	

Player Averages						
Sets Played	Kills per nset	Assists per set	Service aces per set	Digs per set	Blocks per set	Points per set
24	0.00	0.04	0.00	0.33	0.00	0.00





KAI YOUNG

Junior | 5-11
MB | Charlotte, N.C.

High School/Club Team
Charlotte Christian | Carolina Union

Major: Multimedia Journalism

22

Hokie Invitational All-Tournament Team 2018-19 ACC Academic Honor Roll

AT THE NET

- Has played in all 15 matches.
- Tallied five kills, one dig and two blocks against UVA (9/27).
- THad a total of 14 kills at the Hokie Invitational (9/20-21).
- Tied her season high of seven blocks vs. Arkansas State (9/20).
- Collected a season-high nine kills and three blocks against UC Irvine (9/13).
- Owned five kills and a season-high seven blocks vs. Elon (9/6).
- Played in 24 matches, drawing 23 starts in 2018.
- Played volleyball and ran track at Charlotte Christian.
- Father, Bryant Young, played football at Notre Dame and was a 14-year NFL veteran with the San Francisco 49ers, earning four Pro Bowls and a XXIX Super Bowl ring. He used to coach the defensive line for the Atlanta Falcons (2017-18).
- Mother ran track at Notre Dame.

SEASON HIGHS

Kills.....9 vs. UC Irvine (9/13/19)
Hitting percentage......800 vs. Loyola Chicago (9/13/19)
Assists
Aces
Digs.....2 vs. Chattanooga (9/20/19)
Blocks.....7, 2x, last vs. Arkansas State (9/20/19)

CAREER HIGHS

Kills.....13 at Charlotte (8/25/18)
Hitting percentage.....1.00 (3x)
Assists1 (2x)
Aces
Digs.....2 vs. Chattanooga (9/20/19)
Blocks.....8 at Charlotte (8/25/18)

MATCH-BY-MATCH STATS

Date	Opponent	Attack			Set			Serve			Receipt			Blocking			Team									
		SP	K	E	TA	PCT	A	TA	PCT	SA	SE	TA	PCT	RE	TA	PCT	DIG	BS	BA	BE	TOTAL	BHE	POINTS	HIT%	SCORE	
08/30/2019	vs USC Upstate	2	2	7	000	0	0	000	0	0	000	0	0	000	0	1	3	1	4	0	0	4.5	234	3	1	08/30/2019 at Miami (OH)
08/30/2019	at Miami (OH)	4	2	4	10	200	0	1	000	0	0	000	0	1	1000	1	0	3	1	3	0	3.5	164	3	3	08/31/2019 vs Northwestern
08/31/2019	vs Northwestern	*3	1	3	11	182	0	2	000	0	0	000	0	0	000	0	0	2	1	2	0	2.0	070	0	3	09/06/2019 vs Elon
09/06/2019	vs Elon	*4	5	2	15	200	0	0	000	0	0	000	0	0	000	0	0	7	0	7	0	8.5	214	3	1	09/07/2019 vs Davidson
09/07/2019	vs Davidson	3	3	3	15	000	0	0	000	0	0	000	0	0	000	0	0	4	2	4	0	5.0	179	3	1	09/07/2019 at Liberty
09/07/2019	at Liberty	*1	0	0	0	000	0	0	000	0	0	000	0	0	000	0	0	0	0	0	0	0.0	159	1	3	09/10/2019 at VCU
09/10/2019	at VCU	*3	4	1	7	429	0	1	000	0	0	000	0	0	000	0	0	0	3	0	0	4.0	220	1	3	09/13/2019 vs UC Irvine
09/13/2019	vs UC Irvine	*5	9	3	18	333	0	2	000	0	0	000	0	1	1000	1	0	3	0	3	0	10.5	253	3	2	09/13/2019 vs Loyola Chicago
09/13/2019	vs Loyola Chicago	*4	4	0	5	800	0	2	000	0	0	000	0	0	000	0	0	4	0	4	0	6.0	333	3	1	09/14/2019 at Air Force
09/14/2019	at Air Force	*4	1	2	10	100	0	0	000	0	0	000	0	0	000	1	0	2	0	2	0	2.0	202	3	1	09/20/2019 Chattanooga
09/20/2019	Chattanooga	*5	6	0	12	500	0	0	000	0	0	000	0	0	000	2	0	3	0	3	0	7.5	190	3	2	09/20/2019 Arkansas St.
09/20/2019	Arkansas St.	*4	2	1	10	100	0	1	000	0	0	000	0	0	000	1	0	7	0	7	0	5.5	130	1	3	09/21/2019 Charlotte
09/21/2019	Charlotte	*3	6	2	14	286	0	0	000	0	0	000	0	1	1000	0	0	2	0	2	0	6.0	174	0	3	09/27/2019 at Virginia
09/27/2019	at Virginia	*4	5	3	12	167	0	2	000	0	0	000	0	1	1000	1	0	2	0	2	0	6.0	204	1	3	09/29/2019 at Pittsburgh
09/29/2019	at Pittsburgh	*3	0	3	6	000	0	2	000	0	0	000	0	0	000	1	0	1	0	1	0	0.5	263	0	3	Totals
Totals		52	50	29	152	138	0	13	000	0	0	000	0	4	1000	8	1	41	10	21.5	0	71.5				

Player Averages						
Sets Played	Kills per nset	Assists per set	Service aces per set	Digs per set	Blocks per set	Points per set
52	0.96	0.00	0.00	0.15	0.41	1.38



TALYN JACKSON (TAL-lynn)

Sophomore | 5-11
S | Gardnerville, Nev.

High School/Club Team
Douglas | Silve State

Major: Criminology

23

Amy Svoboda Memorial Classic All-Tournament 2018-19 ACC Academic Honor Roll

AT THE NET

- Has played in all 15 matches.
- Tied two career highs against UVA (9/27), tallying 14 digs and six kills while posting 42 assists.
- Had seven double-doubles in a row from Sept. 7-20, the most consecutively by a player in the Jill Wilson era.
- Racked up 138 assists at the Air Force tournament (9/13-14), averaging 10.62 assists a set to make the all-tournament team.
- Put together back-to-back 50-assist outings, recording a career-high 54 assists versus UC Irvine (9/13) and 50 assists against Loyola Chicago (9/13).
- Recorded her first double-double of the season at Liberty (9/7) with 31 assists and 10 digs.
- Appeared in 16 matches with one start in 2018.
- Enrolled in January 2018, practicing with the team in the spring and playing in its scrimmages.

SEASON HIGHS

Kills.....6, 2x, last at UVA (9/27/19)
Hitting percentage......667 vs. Charlotte (9/21/19)
Assists54 vs. UC Irvine (9/13/19)
Aces3 vs. Arkansas State (9/20/19)
Digs.....14, 2x, last at UVA (9/27/19)
Blocks.....3 vs. Elon (9/7/19)

CAREER HIGHS

Kills.....6, 2x, last at UVA (9/27/19)
Hitting percentage.....1.00 vs. Campbell (8/31/18)
Assists54 vs. UC Irvine (9/13/19)
Aces3 vs. Arkansas State (9/20/19)
Digs.....14, 2x, last at UVA (9/27/19)
Blocks.....4 vs. William & Mary (8/31/18)

MATCH-BY-MATCH STATS

Date	Opponent	Attack			Set			Serve			Receipt			Blocking			Team										
		SP	K	E	TA	PCT	A	TA	PCT	SA	SE	TA	PCT	RE	TA	PCT	DIG	BS	BA	BE	TOTAL	BHE	POINTS	HIT%	SCORE		
08/30/2019	vs USC Upstate	*2	0	0	3	000	24	60	400	0	0	5	1000	0	0	000	8	0	11	0	11	0	0.5	234	3	1	08/30/2019 at Miami (OH)
08/30/2019	at Miami (OH)	4	4	1	7	429	27	92	293	0	2	11	818	0	0	000	4	1	0	0	1	0	5.0	164	1	3	08/31/2019 vs Northwestern
08/31/2019	vs Northwestern	*3	1	5	000	21	84	250	0	0	10	1000	0	0	000	7	0	0	0	0	1	1.0	070	0	3	09/06/2019 vs Elon	
09/06/2019	vs Elon	*4	4	0	11	364	38	130	292	2	1	20	950	0	0	000	8	0	3	0	3	0	7.5	214	3	1	09/07/2019 vs Davidson
09/07/2019	vs Davidson	*4	6	1	11	455	37	117	316	0	2	11	818	0	0	000	6	0	1	1	1	1	6.5	179	3	1	09/07/2019 at Liberty
09/07/2019	at Liberty	*4	4	0	10	400	33	113	292	0	1	10	900	0	0	000	13	0	0	1	0	0	4.0	159	1	3	09/10/2019 at VCU
09/10/2019	at VCU	*4	3	2	10	100	43	99	434	0	1	11	909	0	0	000	12	0	2	0	2	0	4.0	220	1	3	09/13/2019 vs UC Irvine
09/13/2019	vs UC Irvine	*5	1	0	2	500	54	127	425	1	1	18	944	0	3	1000	10	0	2	0	2	0	3.0	253	3	2	09/13/2019 vs Loyola Chicago
09/13/2019	vs Loyola Chicago	*4	2	0	7	286	50	112	446	2	1	19	947	0	0	000	13	1	1	1	2	0	5.5	333	3	1	09/14/2019 at Air Force
09/14/2019	at Air Force	*4	3	2	8	125	34	97	351	0	1	20	950	0	0	000	13	0	1	0	1	0	3.5	202	3	1	09/20/2019 Chattanooga
09/20/2019	Chattanooga	*5	3	1	5	400	50	143	350	1	1	15	933	0	0	000	10	0	1	0	1	0	4.5	190	3	2	09/20/2019 Arkansas St.
09/20/2019	Arkansas St.	*4	2	8	000	35	116	302	3	0	23	1000	0	1	1000	14	0	2	0	2	0	6.0	130	1	3	09/21/2019 Charlotte	
09/21/2019	Charlotte	*3	2	0	3	667	29	91	319	0	0	6	1000	0	1	1000	4	0	0	0	0	0	2.0	174	0	3	09/27/2019 at Virginia
09/27/2019	at Virginia	*4	6	0	9	667	42	120	350	1	0	14	1000	0	1	1000	14	0	0	0	0	0	7.0	204	1	3	09/29/2019 at Pittsburgh
09/29/2019	at Pittsburgh	*3	1	1	6	167	21	75	280	0	0	9	1000	0	1	1000	4	0	0	1	0	0	1.0	263	0	3	Totals
Totals		57	42	11	105	295	538	1576	341	10	11	202	946	0	7	1000	140	2	14	4	9	10	61.0				

Player Averages						
Sets Played	Kills per nset	Assists per set	Service aces per set	Digs per set	Blocks per set	Points per set
57	0.74	9.44	0.18	2.46	0.16	1.07



NCAA STATS

Statistic	National Rank	Conference Rank	Value	National Leader	Value	Conference Leader	Value
Aces Per Set (332 ranked)	299	15	1.07	Coastal Carolina	2.30	Clemson	1.67
Assists Per Set (332 ranked)	201	13	11.17	Minnesota	14.51	Pittsburgh	13.73
Blocks Per Set (332 ranked)	243	13	1.72	VCU	3.36	Florida St.	2.94
Digs Per Set (332 ranked)	146	4	14.58	Fordham	19.44	Notre Dame	16.04
Hitting Percentage (332 ranked)	216	13	0.191	Texas	0.336	Pittsburgh	0.281
Kills Per Set (332 ranked)	220	14	11.92	Minnesota	15.51	Pittsburgh	14.84
Match W-L Pctg. (328 ranked)	186	10	0.467	Baylor	1.000	Pittsburgh	0.929
Opp Hitting Percentage (332 ranked)	212	8	0.213	New Mexico St.	0.093	Pittsburgh	0.151
Team Assists (332 ranked)	78	4	659	Marquette	851	Boston College	719
Team Attacks Per Set (332 ranked)	149	6	34.56	Valparaiso	39.82	Notre Dame	37.83
Team Digs (332 ranked)	79	2	860	Southern Ill.	1,182	NC State	914
Team Kills (332 ranked)	97	4	703	Prairie View	899	Boston College	771
Team Service Aces (332 ranked)	222	7	63	UMES	157	Virginia	82
Team Total Attacks (332 ranked)	66	2	2,039	Prairie View	2,770	NC State	2,137
Team Total Blocks (332 ranked)	182	11	101.5	VCU	205.0	North Carolina	127.5

Statistic	Player	National Rank	Conference Rank	Value	National Leader	Value	Conference Leader	Value
Aces Per Set (148 ranked)					Sophia Cerino, Western Ky.	0.87	Marina Markova, Syracuse	0.61
Assists Per Set (150 ranked)	Talyn Jackson	104	7	9.44	Kylie Miller, Minnesota	11.93	Matti McKissock, Georgia Tech	11.25
Attacks Per Set (149 ranked)					Rachel Giustino, Murray St.	13.47	Charley Niego, Notre Dame	11.17
Blocks Per Set (299 ranked)					Taryn Knuth, Florida St.	1.75	Taryn Knuth, Florida St.	1.75
Digs Per Set (150 ranked)	Logan Mosley	82	3	4.45	Yumi Garcia, Charlotte	6.53	Kaylee Frazier, NC State	4.54
Hitting Percentage (149 ranked)					Devyn Cross, Arizona	0.519	Kodie Comby, Georgia Tech	0.456
Kills Per Set (150 ranked)					Yossiana Pressley, Baylor	5.86	Polina Shemanova, Syracuse	4.48
Kills SG Highs (0 ranked)								
Points (148 ranked)					Jordan Thompson, Cincinnati	330.0	Melissa Evans, NC State	261.5
Points Per Set (150 ranked)					Jordan Thompson, Cincinnati	6.47	Polina Shemanova, Syracuse	4.98
Service Aces (139 ranked)					Sophia Cerino, Western Ky.	46	Jelena Novakovic, Virginia	29
Total Assists (150 ranked)	Talyn Jackson	39	2	538	Rachel Koop, UNI	679	Matti McKissock, Georgia Tech	540
Total Attacks (149 ranked)					Emily Hill, Texas Tech	765	Melissa Evans, NC State	616
Total Blocks (189 ranked)					Jasmin Sneed, VCU	105	Lauryn Terry, NC State	65
Total Digs (300 ranked)	Logan Mosley	52	1	258	Yumi Garcia, Charlotte	392	Logan Mosley, Virginia Tech	258
Total Kills (145 ranked)					Jordan Thompson, Cincinnati	298	Melissa Evans, NC State	235
Triple Doubles (11 ranked)					Rachel Maguire, Southern Ill.	8		



LAST FOUR BOX SCORES

Site: **Arkansas St. (5-2)**
 Date: 9/20/2019 Attendance: 758 Time: 11:33 pm
 Officials:

Set Scores	1	2	3	4
Arkansas St. (3)	27	19	25	25
Virginia Tech (1)	25	25	22	22

Arkansas St. (5-2)

#	Player	SP	Attack				Set		Serve			Block			Defense		Rec	PTS
			K	E	TA	PCT	A	E	SA	SE	BS	BA	BE	DIG	BHE			
9	Brown, Madison	4	9	4	25	.200	2	0	0	0	1	0	3	0	0	0	0	9.5
7	Tierrell, Timber	4	13	3	27	.370	1	0	0	0	1	4	0	5	0	0	16	
3	Uhlenhake, Peyton	4	4	9	29	.172	5	0	2	1	0	1	0	16	0	1	6.5	
19	Cramer, Julianna	4	2	0	4	.500	31	1	1	2	0	0	0	9	0	0	3	
20	Putt, Macey	4	12	10	43	.047	2	0	0	0	1	1	1	10	0	1	13.5	
18	Cox, Hannah	4	0	0	1	.000	2	0	0	1	0	0	0	20	0	1	0	
4	Stanford, Josie	4	6	3	12	.250	0	0	1	3	1	2	0	3	0	0	9	
17	Davenport, Kendahl	4	11	2	15	.600	0	0	0	0	0	5	0	0	0	0	13.5	
14	Andersoh, Malgorzata	4	1	1	2	.000	13	2	1	0	0	0	0	5	1	0	3	
TM TEAM		4	0	0	0	.000	0	0	0	0	0	0	0	0	0	0	2	
6	Sobolewska, Paulina	3	2	3	11	-.091	0	0	0	0	0	0	0	0	0	0	2	
Totals		43	60	35	169	.148	56	1	6	8	3	14	1	71	1	5	76.0	

Set	K	E	TA	%
1	17	10	47	0.149
2	13	9	38	0.105
3	14	8	45	0.133
4	16	8	39	0.205
Totals	60	35	169	.148

Virginia Tech (7-4)

#	Player	SP	Attack				Set		Serve			Block			Defense		Rec	PTS
			K	E	TA	PCT	A	E	SA	SE	BS	BA	BE	DIG	BHE			
20	McKinzie, Abby	4	0	0	0	.000	0	0	0	0	0	0	0	6	0	0	0	
19	Cerchio, Marisa	4	10	8	34	.059	0	0	0	0	4	0	1	0	0	12		
10	Thomas, Kylie	4	0	0	0	.000	1	0	0	1	0	0	0	15	0	0	0	
22	Young, Kai	4	2	1	10	.100	0	0	0	0	0	7	0	1	0	0	5.5	
7	Wyner, Tessa	4	12	5	44	.159	0	0	1	0	0	1	0	9	0	3	13.5	
23	Jackson, Talyn	4	2	2	8	.000	35	1	3	0	0	2	0	14	0	0	6	
2	Zier, Anabel	4	5	1	11	.364	1	0	1	4	0	1	1	1	0	0	6.5	
3	Powell, Cera	4	9	5	33	.121	0	0	0	0	0	2	0	3	0	0	10	
4	Mosley, Logan	4	0	0	1	.000	3	0	0	0	0	0	0	13	1	1	0	
TM TEAM		4	0	0	0	.000	0	0	0	0	0	0	0	0	0	0	0	
5	Raffety, Carol	3	0	0	0	.000	0	0	0	0	0	0	0	0	0	0	0	
1	Smith, Kaitly	1	2	1	5	.200	0	0	0	0	0	0	0	0	0	1	2	
Totals		44	42	23	146	.130	40	1	5	5	0	17	1	63	1	6	55.5	

Set	K	E	TA	%	Tie scores	1	2	3	4	Total
1	13	5	37	0.211		12	3	4	4	23
2	8	3	27	0.185	Lead changes	12	3	4	4	23
3	11	8	44	0.068						
4	10	7	37	0.081						
Totals	42	23	146	.130						

Site: **Charlotte (8-6)**
 Date: 9/21/2019 Attendance: 629 Time: 7:31 pm
 Officials:

Set Scores	1	2	3
Charlotte (3)	25	27	25
Virginia Tech (0)	13	25	14

Charlotte (8-6)

#	Player	SP	Attack				Set		Serve			Block			Defense		Rec	PTS
			K	E	TA	PCT	A	E	SA	SE	BS	BA	BE	DIG	BHE			
16	Shaw, Molly	3	7	0	23	.304	0	0	0	0	0	0	0	1	0	0	7.5	
18	Stoner, Jocelyn	3	9	1	17	.471	1	0	0	0	0	0	0	0	0	0	9	
6	Berg, Taylor	3	0	0	0	.000	0	0	0	0	0	0	0	0	0	0	1	
13	Garcia, Yumai	3	1	0	1	1.000	2	0	2	0	2	0	0	0	0	18	0	1
7	Rowan, Sydney	3	18	2	36	.444	0	0	1	0	0	1	1	8	0	0	19.5	
8	Strejcek, Lana	3	3	0	9	.333	0	0	1	1	0	4	0	3	0	0	6	
11	Lyde, Nalani	3	12	1	23	.478	1	0	0	1	0	1	2	7	0	1	12.5	
14	Wetterstrom, Annika	3	1	1	5	.000	42	0	0	0	0	0	0	7	0	0	1.5	
TM TEAM		3	0	0	0	.000	0	0	0	0	0	0	0	0	0	0	2	
Totals		27	51	5	114	.404	46	0	2	7	0	8	3	54	1	4	57.0	

Set	K	E	TA	%
1	20	1	34	0.559
2	20	3	57	0.298
3	11	1	23	0.435
Totals	51	5	114	.404

Virginia Tech (7-5)

#	Player	SP	Attack				Set		Serve			Block			Defense		Rec	PTS
			K	E	TA	PCT	A	E	SA	SE	BS	BA	BE	DIG	BHE			
20	McKinzie, Abby	3	0	0	0	.000	0	0	1	2	0	0	0	0	0	0	1	
19	Cerchio, Marisa	3	8	4	27	.148	0	0	0	0	0	0	1	2	0	0	8	
14	Talamazzi, Ester	3	0	0	1	.000	0	0	2	1	0	0	0	11	0	0	2	
22	Young, Kai	3	6	2	14	.286	0	0	0	0	0	0	0	2	0	0	6	
23	Jackson, Talyn	3	2	0	3	.667	29	0	0	0	0	0	0	4	0	0	2	
2	Zier, Anabel	3	3	1	6	.333	0	0	1	2	0	0	0	0	0	0	4	
3	Powell, Cera	3	7	4	21	.143	0	0	0	0	0	0	0	1	0	0	7	
4	Mosley, Logan	3	0	0	0	.000	2	0	0	0	0	0	0	14	0	0	0	
TM TEAM		3	0	0	0	.000	0	0	0	0	0	0	0	0	0	0	0	
1	Smith, Kaitly	2	3	2	18	.056	1	0	0	0	0	0	0	7	0	1	3	
7	Wyner, Tessa	2	5	3	18	.111	0	0	0	0	0	0	0	1	6	0	1	
11	Lynch, Sarah Jane	1	1	0	1	1.000	1	1	0	0	0	0	0	0	0	2	0	
Totals		32	35	16	109	.174	33	1	4	5	0	0	4	52	2	2	39.0	

Set	K	E	TA	%	Tie scores	1	2	3	Total
1	19	3	30	0.2		3	8	1	12
2	15	4	49	0.224	Lead changes	3	8	1	12
3	11	9	30	0.067					
Totals	35	16	109	.174					

Site: **Virginia Tech (7-7)**
 Date: 9/27/2019 Attendance: 1089 Time: 10:31 pm
 Officials:

Set Scores	1	2	3	4
Virginia Tech (1)	25	25	13	20
Virginia (3)	28	23	25	25

Virginia Tech (7-7)

#	Player	SP	Attack				Set		Serve			Block			Defense		Rec	PTS
			K	E	TA	PCT	A	E	SA	SE	BS	BA	BE	DIG	BHE			
20	McKinzie, Abby	4	0	0	0	.000	2	0	0	1	0	0	0	5	0	0	2	
19	Cerchio, Marisa	4	15	7	33	.242	0	0	0	0	0	0	0	0	0	0	15.5	
1	Smith, Kaitly	4	10	4	32	.188	3	0	2	0	1	0	9	0	3	10.5		
10	Thomas, Kylie	4	0	0	0	.000	2	1	0	1	0	0	0	13	0	1	0	
22	Young, Kai	4	5	3	12	.167	0	0	0	0	0	2	0	1	0	0	6	
23	Jackson, Talyn	4	6	0	9	.667	42	0	1	0	0	0	0	14	2	0	7	
2	Zier, Anabel	4	9	1	17	.471	0	0	1	1	1	1	0	0	0	11.5		
TM TEAM		4	0	0	0	.000	0	0	0	0	0	0	0	0	0	7		
3	Powell, Cera	3	3	6	23	.130	0	0	0	0	0							

COMBINED SEASON STATS

##	Player	SP	Attack					Set			Serve			Dig			Blocking					PTS
			K	K/S	E	TA	PCT	A	A/S	SA	SE	SA/S	RE	DIG	DIG/S	BS	BA	TOT/S	BLK/S	BE	BHE	
	Caloyannides, Melody	0	0	0.00	0	0	.000	0	0.00	0	0	0.00	0	0	0.00	0	0	0	0.00	0	0	0.0
1	Smith, Kaity	33	57	1.73	33	190	.126	7	0.21	2	8	0.06	14	56	1.70	0	4	4	0.12	0	1	61.0
2	Zier, Anabel	59	91	1.54	32	226	.261	1	0.02	6	25	0.10	0	17	0.29	12	36	48	0.81	7	0	127.0
3	Powell, Cera	58	134	2.31	65	453	.152	1	0.02	3	2	0.05	2	24	0.41	3	19	22	0.38	1	1	149.5
4	Mosley, Logan	58	3	0.05	1	11	.182	47	0.81	13	5	0.22	14	258	4.45	0	0	0	0.00	0	1	16.0
5	Raffety, Carol	30	1	0.03	0	2	.500	7	0.23	4	9	0.13	4	31	1.03	0	0	0	0.00	0	0	5.0
6	Robinson, Angel	8	12	1.50	7	36	.139	1	0.13	0	0	0.00	0	0	0.00	1	5	6	0.75	0	0	15.5
7	Wyner, Tessa	42	122	2.90	50	345	.209	1	0.02	6	11	0.14	8	65	1.55	0	12	12	0.29	7	0	134.0
10	Thomas, Kylie	54	0	0.00	0	4	.000	10	0.19	6	11	0.11	15	129	2.39	0	0	0	0.00	0	0	6.0
11	Lynch, Sarah Jane	8	2	0.25	0	8	.250	32	4.00	2	1	0.25	0	8	1.00	0	1	1	0.13	0	2	4.5
14	Talamazzi, Ester	26	23	0.88	19	84	.048	7	0.27	6	12	0.23	1	57	2.19	0	2	2	0.08	0	0	30.0
16	Williams, Jennifer	0	0	0.00	0	0	.000	0	0.00	0	0	0.00	0	0	0.00	0	0	0	0.00	0	0	0.0
17	Tam, Rachel	24	0	0.00	0	0	.000	1	0.04	0	7	0.00	0	8	0.33	0	0	0	0.00	0	0	0.0
19	Cerchio, Marisa	57	166	2.91	66	422	.237	3	0.05	0	0	0.00	0	14	0.25	0	31	31	0.54	5	0	181.5
20	McKinzie, Abby	39	0	0.00	0	1	.000	3	0.08	5	6	0.13	5	45	1.15	0	0	0	0.00	0	0	5.0
22	Young, Kai	52	50	0.96	29	152	.138	0	0.00	0	0	0.00	0	8	0.15	1	41	42	0.81	10	0	71.5
23	Jackson, Talyn	57	42	0.74	11	105	.295	538	9.44	10	11	0.18	0	140	2.46	2	14	16	0.28	4	10	61.0
VIRGINIA TECH		59	703	11.92	296	2039	.200	659	11.17	63	108	1.07	78	860	14.58	19	165	101.5	1.72	34	15	702.5
Opponents		59	776	13.15	319	2086	.219	726	12.31	79	141	1.34	63	866	14.68	17	179	106.5	1.81	22	24	796.5

Team statistics

	VATECH	OPP
ATTACK		
Kills	703	776
Errors	296	319
Total Attacks	2039	2086
Attack Pct	.200	.219
Kills/Set	11.9	13.2
SET		
Assists	659	726
Attempts	2086	2137
Assist Pct	.316	.340
Assists/Set	11.2	12.3
SERVE		
Aces	63	79
Errors	108	141
Attempts	1291	1308
Serve Pct	.916	.892
Aces/Set	1.1	1.3
SERVE RECEPTIONS		
Errors	78	63
Errors/Set	1.3	1.1
Attempts	1166	1183
Reception Pct	.933	.999
DEFENSE		
Digs	860	866
Digs/Set	14.6	14.7
BLOCKING		
Block solo	19	17
Block Assist	165	179
Total Blocks	101.5	106.5
Blocks/Set	1.7	1.8
Block Errors	34	22
Ball handling errors	15	24
ATTENDANCE		
Total	1534	3979
Dates/Avg Per Date	3/511	6/663
Neutral Site #/Avg	6/40	-
Current win streak	0	-
Home win streak	0	-

Team Results

Date	Opponent	Score	Score-by-set	Att.
08/30/2019	vs USC Upstate	W 3-1	25-11,25-27,25-22,25-12	0
08/30/2019	at Miami (OH)	L 1-3	21-25,20-25,25-18,17-25	564
08/31/2019	vs Northwestern	L 0-3	21-25,12-25,21-25	101
09/06/2019	vs Elon	W 3-1	25-19,25-18,21-25,25-19	79
09/07/2019	vs Davidson	W 3-1	21-25,25-23,25-21,25-16	62
09/07/2019	at Liberty	L 1-3	25-23,22-25,15-25,22-25	619
09/10/2019	at VCU	L 1-3	25-21,19-25,19-25,19-25	498
09/13/2019	vs UC Irvine	W 3-2	25-19,25-14,22-25,22-25,15-8	0
09/13/2019	vs Loyola Chicago	W 3-1	21-25,25-20,25-23,25-22	0
09/14/2019	at Air Force	W 3-1	25-15,25-19,23-25,25-21	274
09/20/2019	Chattanooga	W 3-2	25-22,19-25,25-23,23-25,15-7	147
09/20/2019	Arkansas St.	L 1-3	25-27,25-19,22-25,22-25	758
09/21/2019	Charlotte	L 0-3	13-25,25-27,14-25	629
* 09/27/2019	at Virginia	L 1-3	26-28,25-23,13-25,20-25	1089
* 09/29/2019	at Pittsburgh	L 0-3	14-25,22-25,18-25	935





1
Kaity SMITH
OH | 6-1 | So.
Florence, Ky.



2
Anabel ZIER
MB/RS | 6-2 | Fr.
Blacksburg, Va.
(ZEER)



3
Cera POWELL
OH | 6-0 | Fr.
Pittsboro, N.C.
(SEER-uh)



4
Logan MOSLEY
L/DS | 5-6 | Fr.
Apex, N.C.



5
Carol RAFFETY
L/DS | 5-11 | Sr.
Novato, Calif.



6
Angel ROBINSON
MB | 6-0 | So.
Norman, Okla.



7
Tessa WYNER
OH | 5-11 | So.
Charleston, W.Va.




10
Kylie THOMAS
L/DS | 5-7 | Jr.
Sterling, Va.



11
Sarah Jane LYNCH
S | 6-2 | So.
Roswell, Ga.



14
Ester TALAMAZZI
OH | 6-0 | Sr.
Campo Ligure, Genoa, Italy
(Tal-uh-MAHT-zee)



16
Jennifer WILLIAMS
OH | 6-1 | r-Fr.
Staunton, Va.



17
Rachel TAM
L/DS | 5-4 | Fr.
Basking Ridge, N.J.



19
Marisa CERCHIO
MB/RS | 6-3 | Jr.
Cincinnati, Ohio
(SIR-ko)



20
Abby McKINZIE
L/DS | 5-9 | Sr.
East Leroy, Mich.



22
Kai YOUNG
MB | 5-11 | Jr.
Charlotte, N.C.



23
Talyn JACKSON
S | 5-11 | So.
Gardnerville, Nev.
(TAL-Lynn)



Jill WILSON
Head Coach
LSU, 2001




John WASIELEWSKI
Associate Head Coach
Penn State, 1990
(Was-uh-LEW-ski)




Thomas AMBERG
Assistant Coach
UCLA, 2012



Leah JOSEPH
Director of Operations
Georgia Southern, 2016



Lauren REICHARD
Volunteer Assistant Coach
Georgia Southern, 2019
(REE-kerd)



Kayla RESCO
Head Manager

