



# HOKIES®

## 2019 Virginia Tech Volleyball Match Notes

### #Next

Oct. 25-27 | Matches 22 & 23  
Durham, N.C. | Winston-Salem, N.C.

#### INFORMATION

##### Virginia Tech Hokies



Record.....8-13, 1-7 ACC  
Starters R/L.....4+Libero/2  
Head Coach.....Jill Wilson  
Record (Years).....32-50 (3rd)

##### Duke Blue Devils



Record.....9-13, 2-7 ACC  
Starters R/L.....3+Libero/3  
Head Coach.....Jolene Nagel  
Record (Years).....436-210 (21st)

##### Wake Forest Demon Deacons



Record.....11-9, 1-8 ACC  
Starters R/L.....5/1+Libero  
Head Coach.....Randi Smart  
Record (Years).....11-9 (1st)

#### NUMBERS TO KNOW

9

• With Tech's win over then-No. 23 Louisville on Sunday, it snapped a nine-match losing streak. The nine-match streak was the longest losing spell in the Jill Wilson era.

27

• It had been quite a long time since the Hokies defeated Louisville, 27 years to be exact. The win in 1992 ended an 11-match losing streak to the Cardinals.

#### STARTERS

#	Name	K	Pct.	A	D	B
1	Kaity Smith (OH)	125	.178	11	132	9
2	Anabel Zier (MB)	120	.236	2	23	63
3	Cera Powell (OH)	197	.152	5	44	27
19	Marisa Cerchio (MB)	225	.231	3	19	38
20	Abby McKinzie (DS)	0	.000	4	66	0
23	Talyn Jackson (S)	57	.233	764	178	21
4	Logan Mosley (L)	4	.118	66	367	0

#### AT THE NET

- Virginia Tech's volleyball team will be back on the road this weekend, heading south to North Carolina to take on Duke and Wake Forest in ACC action.
- Tech, which hadn't won a league match yet before last weekend, finally earned its first conference victory of the season and did so in style, defeating then-No. 23 Louisville 3-1.
- The win for the Hokies marked a first time for a lot of things, including Tech coach Jill Wilson's first win over a ranked foe. (More on page 3)
- The Blue Devils have had quite the success against the Hokies in Durham, boasting a 20-0 record as Tech looks to get its first win in Cameron on Friday.
- The Demon Deacons on the other hand have a losing record in Winston, with the Hokies owning a 15-11 mark at Wake.

#### WHO TO WATCH



• Junior Marisa Cerchio, who dabbled at right side earlier in the year, is back at middle blocker and has played well as of late.

• She tallied 20 kills in both matches combined last weekend, including 11 vs. UofL.

• Freshman Logan Mosley was steady against Notre Dame and Louisville, scooping up at least 17 digs in each match.

• Since Oct. 4, she's had at least double-digit digs, making her on a six-match streak of so.



#### LAST TIME OUT

- Tech fought hard against [RV] Notre Dame on Friday, falling in the fourth set 27-25 to have a 3-1 setback despite double-doubles from Kaity Smith and Talyn Jackson.
- But the Hokies rallied in their next match, knocking off the Cardinals for the first time since 1992 behind Jackson (37 assists, six digs) and Smith (12 kills, nine digs) once again.

### Schedule

#### AUGUST

23	vs. JAMES MADISON#	L, 3-1
30	(1) vs. USC UPSTATE	W, 3-1
30	(1) AT MIAMI (OHIO) (MIAMIREDHAWKS.COM)	L, 3-1
31	(1) vs. NORTHWESTERN	L, 3-0

#### SEPTEMBER

6	(2) vs. ELON	W, 3-1
7	(2) vs. DAVIDSON	W, 3-1
7	(2) AT LIBERTY (ESPN+)	L, 3-1
10	AT VCU (ESPN+)	L, 3-1
13	(3) vs. UC IRVINE (MOUNTAIN WEST NETWORK)	W, 3-2
13	(3) vs. LOYOLA CHICAGO (MOUNTAIN WEST NETWORK)	W, 3-1
14	(3) AT AIR FORCE (MOUNTAIN WEST NETWORK)	W, 3-1
20	(4) CHATTANOOGA (ACC NETWORK EXTRA)	W, 3-2
20	(4) ARKANSAS STATE (ACC NETWORK EXTRA)	L, 3-1
21	(4) CHARLOTTE (ACC NETWORK EXTRA)	L, 3-0
27	AT VIRGINIA* (ACC NETWORK EXTRA)	L, 3-1
29	AT No. 4/3 PITT* (ACC NETWORK)	L, 3-0

#### OCTOBER

4	AT NC STATE* (ACC NETWORK EXTRA)	L, 3-2
6	AT NORTH CAROLINA* (ACC NETWORK EXTRA)	L, 3-1
11	CLEMSON* (ACC NETWORK EXTRA)	L, 3-1
13	GEORGIA TECH* (ACC NETWORK EXTRA)	L, 3-0
18	[RV]/[RV] NOTRE DAME* (ACC NETWORK EXTRA)	L, 3-1
20	No. 23/[RV] LOUISVILLE* (ACC NETWORK EXTRA)	W, 3-1
25	AT DUKE* (ACC NETWORK EXTRA)	6:30 P.M.
27	AT WAKE FOREST*	1 P.M.

#### NOVEMBER

1	[RV] FLORIDA STATE* (ACC NETWORK EXTRA)	6 P.M.
3	MIAMI (FLA.)* (ACC NETWORK EXTRA)	NOON
8	AT BOSTON COLLEGE* (ACC NETWORK EXTRA)	7:30 P.M.
10	AT SYRACUSE* (ACC NETWORK EXTRA)	1 P.M.
15	AT CLEMSON* (ACC NETWORK EXTRA)	7 P.M.
24	WAKE FOREST* (ACC NETWORK EXTRA)	NOON
27	VIRGINIA* (ACC NETWORK EXTRA)	6 P.M.
29	NORTH CAROLINA* (ACC NETWORK EXTRA)	3 P.M.

# EXHIBITION | \* ACC MATCH | AT THE TIME RANKING/CURRENT RANKING

- 1 - MIAMI BEST WESTERN SYCAMORE INN INVITATIONAL
- 2 - LIBERTY INVITATIONAL
- 3 - AMY SVOBODA MEMORIAL CLASSIC
- 4 - HOKIE INVITATIONAL

#### VIRGINIA TECH CONTACT

Lance Dozier  
Assistant Director, Strategic Communications  
Phone: (507) 993-1898  
Email: lance17@vt.edu

### Social



@HokiesVB



@HokiesVB



/HokieSports



@VT\_VBall



**AVCA Top 25 Poll - Week 8**

Oct. 21 | *Opponents in italics*

Team (1st place)	Points	Record	Last
1 Baylor (61)	1596	16-0	1
2 Stanford (2)	1513	13-3	2
3 Pitt (1)	1466	19-1	3
4 Texas	1388	12-2	4
5 Nebraska	1333	15-2	5
6 Wisconsin	1308	12-4	6
7 Minnesota	1204	13-3	7
8 Penn State	1165	14-3	8
9 Washington	1062	15-3	10
10 Creighton	1000	15-3	11
11 Marquette	924	17-3	12
12 BYU	875	16-3	9
13 Florida	802	15-3	13
14 Colorado State	762	18-1	14
15 California	742	17-1	15
16 Kentucky	639	13-5	16
17 Illinois	512	9-8	17
18 Utah	486	13-6	18
19 Rice	466	18-1	19
20 Purdue	382	12-5	20
21 Hawai'i	266	16-3	22
22 San Diego	219	15-4	NR
23 WKU	207	21-1	24
24 Washington State	140	16-4	21
25 Missouri	122	12-4	25

**Receiving Votes:** *Florida State 43; Louisville 35; Stephen F Austin 35; Michigan 26; USC 22; UC Santa Barbara 18; Georgia 12; Texas A&M 9; UCLA 6; Notre Dame 3; Cal Poly 2*

**NCAA RPI**

Oct. 20 | *Opponents in italics*

#	Team	Conference	Record
1	Baylor	Big 12	16-0
2	Stanford	Pac-12	13-3
3	Wisconsin	Big Ten	12-4
4	Texas	Big 12	12-2
5	Nebraska	Big Ten	15-2
6	Washington	Pac-12	15-3
7	Pitt	ACC	19-1
8	Kentucky	SEC	13-5
9	Penn State	Big Ten	14-3
10	Hawaii	Big West	16-3
11	Minnesota	Big Ten	13-3
12	Florida	SEC	15-3
13	Marquette	Big East	17-3
14	California	Pac-12	17-1
15	Rice	C-USA	18-1
16	Creighton	Big East	15-3
17	Texas A&M	SEC	13-5
18	Louisville	ACC	14-4
19	Colorado State	Mountain West	18-1
20	Missouri	SEC	12-4
21	BYU	WCC	16-3
22	Purdue	Big Ten	12-5
23	Oklahoma	Big 12	13-5
24	UCLA	Pac-12	10-7
25	Notre Dame	ACC	14-4
26	Utah	Pac-12	13-6
27	UC Santa Barbara	Big West	16-2
28	Iowa State	Big 12	12-7
29	San Diego	WCC	15-4
30	USC	Pac-12	11-7

**QUICK FACTS**

University Name .....Virginia Tech  
 Location .....Blacksburg, Va.  
 Founded .....1872  
 Enrollment .....34,440  
 President..... Dr. Timothy Sands  
 Director of Athletics..... Whit Babcock  
 Nickname .....Hokies  
 Mascot .....Hokie Bird  
 Colors..... Chicago Maroon and Burnt Orange  
 Conference.....Atlantic Coast

**2018 INFORMATION, 2019 PREVIEW**

Overall Record ..... 14-16  
 ACC Record .....5-13 (T11th)  
 Starters Returning/Lost..... 4 + Libero/2  
 Letterwinners Returning/Lost..... 12/3  
 Newcomers.....4  
 Home Court..... Cassell Coliseum  
 Capacity ..... 9,275

**2019 Key Information**

**RETURNING STARTERS (4 + Libero)**

Marisa Cerchio	MB/RS	Tallied 211 kills, 117 blocks
Carol Raffety	L/DS	Sixth in ACC for digs per set (3.93), team-high 421 digs
Kaity Smith	OH	Nine double-doubles, 24 matches with 10-plus kills
Ester Talamazzi	OH	Seven double-doubles, 245 kills, 34 aces
Kai Young	MB	Collected 72 kills, 56 blocks

**OTHERS RETURNING (7)**

Talyn Jackson	S	Had 127 assists, 31 digs, 16 blocks in 38 sets
Sarah Jane Lynch	S	Totaled 21 digs, six aces in 65 sets
Abby McKinzie	L/DS	Recorded 51 digs, five aces in 57 sets
Angel Robinson	MB	Posted 46 kills, 25 blocks in 46 sets
Kylie Thomas	L/DS	Tallied 127 digs, 18 aces in 88 sets
Jennifer Williams	OH	Redshirted
Tessa Wyner	OH	Registered nine kills, 14 digs in 23 sets

**NEWCOMERS (4)**

Logan Mosley	L/DS	2017 NCISAA Player of the Year, NCISAA first-team all-state
Cera Powell	OH	Big 8 Player of the Year, All-Metro team
Rachel Tam	L/DS	2017 Courier News N.J. Player of the Year, first-team all-state
Anabel Zier	MB	VHSA all-state, District and Region Player of the Year

**STARTERS LOST (2)**

Rhegan Mitchell	S	Racked up 1,122 assists (9.93 a/s), 243 digs, 66 kills
Jaila Tolbert	RS	Tallied a team-high 318 kills (.318 clip), 2nd team All-ACC

No.	Name	Pos.	Ht.	Cl.	Hometown	High School (Previous School)
1	Kaity Smith	OH	6'1"	So.	Florence, Ky.	Randall Cooper
2	Anabel Zier	MB/RS	6'2"	Fr.	Blacksburg, Va.	Blacksburg
3	Cera Powell	OH	6'0"	Fr.	Pittsboro, N.C.	Northwood
4	Logan Mosley	L/DS	5'6"	Fr.	Apex, N.C.	Cary Christian
5	Carol Raffety	L/DS	5'11"	Jr.	Novato, Calif.	Marin Catholic
6	Angel Robinson	MB	6'0"	Fr.	Norman, Okla.	Norman North
7	Tessa Wyner	OH	5'11"	Fr.	Charleston, W.Va.	George Washington
10	Kylie Thomas	L/DS	5'7"	So.	Sterling, Va.	Potomac Falls
11	Sarah Jane Lynch	S	6'2"	Fr.	Roswell, Ga.	Mount Pisgah Christian
14	Ester Talamazzi	OH	6'0"	So.	Campo Ligure, Genoa, Italy	Liceo Scientifico A. Antonelli
16	Jennifer Williams	OH	6'1"	Fr.	Staunton, Va.	Robert E. Lee
17	Rachel Tam	L/DS	5'4"	Fr.	Basking Ridge, N.J.	Ridge
19	Marisa Cerchio	MB/OH	6'3"	So.	Cincinatti, Ohio	Turpin
20	Abby McKinzie	L/DS	5'9"	Jr.	East Leroy, Mich.	St. Philip Catholic Central
22	Kai Young	MB	5'11"	So.	Charlotte, N.C.	Charlotte Christian
23	Talyn Jackson	S	5'11"	Fr.	Gardnerville, Nev.	Douglas

**Head Coach:** Jill Wilson (LSU, 2001), Third Season

**Associate Head Coach:** John Wasielewski (Penn State, 1990), Third season

**Assistant Coach:** Thomas Amberg (UCLA, 2012), Third season

**Volunteer Assistant Coach:** Lauren Reichard (Georgia Southern, 2019), First season

**Director of Operations:** Leah Joseph (Georgia Southern, 2016), Third season

**Pronunciations**

Marisa Cerchio: SER-ko	Ester Talamazzi: Tal-uh-MAHT-zee	Anabel Zier: Zeer
Cera Powell: SEER-uh	John Wasielewski: Was-uh-LEW-ski	
Lauren Reichard: REE-kerd	Tessa Wyner: WHY-ner	





**ACC Standings**

#	Team	Overall	ACC	Pct.
1.	No. 3 Pitt	19-1	8-0	.950
2.	[RV] Notre Dame	14-4	7-1	.778
	[RV] Louisville	14-4	7-1	.778
4.	Boston College	15-6	6-2	.714
	[RV] Florida State	12-5	6-2	.706
6.	Georgia Tech	12-7	5-3	.632
	North Carolina	8-10	5-3	.444
8.	Miami (Fla.)	8-8	4-4	.500
9.	Clemson	9-10	3-5	.474
	NC State	8-12	3-5	.400
11.	Syracuse	5-10	2-6	.333
12.	Duke	9-13	2-7	.409
13.	Virginia	9-12	1-7	.429
	<b>Virginia Tech</b>	<b>8-13</b>	<b>1-7</b>	<b>.381</b>
15.	Wake Forest	11-9	1-8	.550

**Preseason ACC Coaches' Poll**

#	Team (First-place votes)	Points
1.	Pitt (13)	195
2.	Florida State (2)	174
3.	Louisville	167
4.	Notre Dame	164
5.	North Carolina	120
6.	Syracuse	118
7.	Duke	113
8.	Clemson	105
9.	NC State	101
10.	Miami (Fla.)	90
11.	Georgia Tech	86
12.	Boston College	52
13.	<b>Virginia Tech</b>	<b>39</b>
14.	Virginia	33
15.	Wake Forest	18

**ACC Preseason All-Conference**

Brooke Bailey, OH, R-Jr., Clemson  
 Kaylin Korte, OH, R-Jr., Clemson  
 Payton Schwantz, OH, Jr., Duke  
 Payton Caffrey, OH, Sr., Florida State  
 Taryn Knuth, MB, Jr., Florida State  
 Mikaila Dowd, OH, So., Georgia Tech  
 Melanie McHenry, OH, Sr., Louisville  
 Elizaveta Lukianova, OH, R-Jr., Miami  
 Melissa Evans, OPP, Jr., NC State  
 Sydney Bent, RS, So., Notre Dame  
 Charley Niego, OH, So., Notre Dame  
 Zoe Nunez, S, So., Notre Dame  
 Kayla Lund, OH, Jr., Pitt  
 Nika Markovic, RS, Sr., Pitt  
 Layne Van Buskirk, MB, Sr., Pitt  
 Stephanie Williams, OH, R-Sr., Pitt  
 Polina Shemanova, OH, So., Syracuse  
 Sarah Billiard, OH/RS, Jr., Virginia

**GREENSBORO, N.C.** – Pitt has been picked to win its third straight Atlantic Coast Conference volleyball title in a vote of the league's 15 head coaches.

The two-time reigning ACC Champion Panthers received 13 first-place votes and 195 points, as coaches were not allowed to vote for their own team.

Fifteen of the 18 honorees on the 2019 Pre-season All-ACC Volleyball Team earned 2018 All-ACC nods, with eight earning first team designations and two earning annual awards.

**SOME HISTORY ON SUNDAY**

- With the win over then-No. 23 Louisville, it snapped Tech's longest losing streak since 2016 (eight matches), which was under then-coach Chris Riley.
- It gave the Hokies their first ACC league win, which took the longest to get in school history (previous worst took five matches in 2010 after a 1-4 start).
- Marked Tech's first win over over Louisville since 1992, which ended an 11-match losing streak to the Cards.
- Was Tech's first top-20 RPI win in the Jill Wilson era, her first win over a ranked opponent and the Hokies' first since 2015 (No. 19 Michigan State).

**UNO TRIPLES**

- Kaity Smith, whose jersey number is No. 1, hence uno, got three double-doubles in a row for the first time in her storied career.
- During that stretch against NC State, North Carolina and Clemson between Oct. 4-11, Smith became just the second player in the Jill Wilson era to accomplish the feat (Talyn Jackson).
- Smith, who has worked her way back into the lineup after a slow start due to her recovery from offseason surgery, averaged 2.92 kills and 3.62 digs per set those three matches.

**20-20**

- Similar to how 20-20 vision is ideal, Virginia Tech had two players have 20 or more digs in the same match for the first time in the Jill Wilson era at NC State on Oct. 4.
- The two players were Logan Mosley (26 digs) and Kylie Thomas (22) in the five-setter.
- Mosley's 26 were her second-most ever and Thomas' 22 were her most and her first time cracking the 20-dig plateau.

**CLOSE BUT NO CIGAR**

- Tech jumped out to a big lead in the second set at No. 4 Pitt on Sept. 29, opening a 9-5 lead early.
- The Hokies extended their lead to five points at 20-15, their biggest lead of the match, but Pitt got hot and finished on a 10-2 run to win it 25-22.
- It would have marked the first time Tech has ever won a set against a top-five team.

**DOUBLING DOWN**

- Setter Talyn Jackson accomplished something that hasn't been done yet since Wilson's arrival to Tech, recording seven straight double-doubles.
- The previous best in the Jill Wilson era was just two in a row, which Kaity Smith and Ester Talamazzi have done, as well as former setter Rhegan Mitchell, who graduated this past May.
- During that stretch from Sept. 7-20, Jackson averaged 9.9 assists and 2.6 digs per set. (More info page 9)

**RACKING IT UP**

- With trips to Ohio and Colorado for non-conference tournaments, the Hokies racked up over 3,704 miles of travel in those two weekends alone.
- Tech's other trip in nonconference action was to Lynchburg, Virginia, an hour 45-minute drive.

**RECORD BREAKER**

- In just her fifth collegiate match, freshman Logan Mosley turned in an impressive outing against Davidson in Lynchburg, Virginia, racking up a school-record 39 digs.
- The previous Tech record was 37 digs set by Jill Gergen and that mark stood for a decade.
- Mosley became just the fifth player in school history to join the 30-dig club.

#	Name	Opponent	Digs
1.	Logan Mosley	Davidson ('19)	39
2.	Jill Gergen	Clemson ('09)	37
3.	Amanda Cloyd	UNC ('04)	35
4.	Amanda Cloyd	UNC ('06)	33
	Heather Berglund	WKU ('92)	32
6.	Amanda Cloyd	Wake Forest ('06)	32
7.	Morgan O'Neill	Georgia Tech ('12)	30

**RANKED FOES**

- The last time Tech beat a ranked team before Sunay was on Sept. 4, 2015, versus then-No. 19 Michigan State 3-1 in East Lansing.
- Tech is 6-47 (.113) all-time versus ranked opponents and is 1-5 in the Jill Wilson era. Tech has never beaten a top-10 team.
- Of those six wins, the highest came against then-No. 12 Illinois back in 2014.

**ACC RANKS**

- Libero Logan Mosley sure has come on in a big way so far during her freshman season, owning the No. 2 mark in the ACC for digs per set (4.44).
- Setter Talyn Jackson ranks seventh in the league for assists per set with a 9.39 average.
- One of the better defensive teams in the conference, Tech sits with the third-best digs per set mark in the league with a 14.51 average.

**INFINITY & BEYOND**

- Though senior Abby McKinzie doesn't look like the famous Buzz Lightyear from Disney's classic series of Toy Story, she certainly has attributes like Buzz, being a leader amongst the crowd.
- The defensive specialist is a woman among girls if you will, with being on two major leadership councils.
- One of the councils is being the president of Virginia Tech's SAAC (Student-Athlete Advisory Committee) and more impressively, McKinzie is the president of the ACC's SAAC program, voting on governance issues.
- Not too shabby in the classroom either, the Michigan native is the lone Tech volleyball player to make the ACC Academic Honor Roll three times, respectively.
- In October, McKinzie was a part of the ACC Fall Governance Meeting, which was on Tech's campus, hosting all 15 schools' ADs, SWAs and FARs. The group discussed time demands, pay for play and more.

**GETTING OFFENSIVE**

- The best two attacking setters belong to the Orange and the Hokies.




Name	Assists	Matches Played	Sets Played	Kills Per Set
Elena Karakasi (Cuse)	24 assists	8 matches	31 sets	0.77
Talyn Jackson (VT)	22 assists	8 matches	31 sets	0.71



**LAST TIME THE TEAM...**

Won a match	.....vs. No. 23 Louisville, 3-1, 10/20/19
Lost a match	.....vs. [RV] Notre Dame, 3-1, 10/18/19
Won at home	.....vs. No. 23 Louisville, 3-1, 10/20/19
Lost at home	.....vs. [RV] Notre Dame, 3-1, 10/18/19
Won on the road	.....at Air Force, 3-1, 9/14/19
Lost on the road	.....at North Carolina, 3-1, 10/6/19
Won in three sets	.....Boston College, 3-0, 11/4/18
Lost in three sets	.....vs. Georgia Tech, 3-0, 10/13/19
Won in four sets	.....vs. No. 23 Louisville, 3-1, 10/20/19
Lost in four sets	.....vs. [RV] Notre Dame, 3-1, 10/18/19
Won in five sets	.....Chattanooga, 3-2, 9/20/19
Lost in five sets	.....at NC State, 3-2, 10/4/19
Beat an ACC team	.....vs. No. 23 Louisville, 3-1, 10/20/19
Lost to an ACC team	.....vs. [RV] Notre Dame, 3-1, 10/18/19
Beat an ACC team at home	.....vs. No. 23 Louisville, 3-1, 10/20/19
Lost to an ACC team at home	.....vs. [RV] Notre Dame, 3-1, 10/18/19
Beat an ACC team on the road	.....at Georgia Tech, 3-0, 10/5/18
Lost to an ACC team on the road	.....at North Carolina, 3-1, 10/6/19
Beat a nonconference team	.....vs. Chattanooga, 3-2, 9/20/19
Lost to a nonconference team	.....vs. Charlotte, 3-0, 9/21/19
Beat nonconference team at home	.....vs. Chattanooga, 3-2, 9/20/19
Lost to nonconference team at home	.....vs. Charlotte, 3-0, 9/21/19
Beat nonconference team on road	.....at Air Force, 3-1, 9/14/19
Lost to nonconference team on road	.....at VCU, 3-1, 9/10/19
Beat a ranked team	.....vs. No. 23 Louisville, 3-1, 10/20/19
Lost to a ranked team	.....at No. 4 Pitt, 3-0, 9/29/19
Beat an unranked team	.....vs. Chattanooga, 3-2, 9/20/19
Lost to an unranked team	.....vs. [RV] Notre Dame, 3-1, 10/18/19

Started a season 9-0	.....2009
Was 10 matches over .500 in a season	.....2013 (11 matches over .500 at 12-1)
Had 70 or more kills in a match	.....Idaho State, 75, 8/25/17
Had 200 or more attacks in a match	.....Chattanooga, 204, 9/19/15
Hit .300 or better in a match	.....Boston College, .302, 11/4/18
Hit .400 or better in a match	.....vs. South Dakota State, .402, 8/25/17
Had 65 or more assists in a match	.....at Charlotte, 67, 8/25/18
Had 10 or more aces in a match	.....vs. USC Upstate, 13, 8/30/19
Had 75 or more digs in a match	.....at NC State, 83, 10/4/19
Had 85 or more digs in a match	.....Appalachian State, 85, 8/26/16
Had 10.0 or more blocks in a match	.....vs. Elon, 15, 9/6/19
Had 20.0 or more blocks in a match	.....Virginia, 20, 11/28/15

			
Hitting Percentage	.184	<b>.225</b>	.184
Kills per set	12.2	<b>12.3</b>	11.8
Assists per set	11.0	11.0	<b>11.1</b>
Digs per set	13.5	13.4	<b>14.5</b>
Blocks per set	<b>2.4</b>	2.2	1.5
Aces per set	1.1	<b>1.5</b>	0.9

**TEAM AVERAGES**

- Wake Forest and Virginia Tech both have two categories to their names, with the Hokies owning a substantial difference in digs per set with a 14.5 average.
- The Demon Deacons on the other hand have the best hitting percentage by a bit, boasting a .225 clip.
- Lastly, the Blue Devils have the best block of the three teams (2.4).

**LAST TIME AN INDIVIDUAL...**

Had 20 or more kills in a match	.....vs. Loyola Chicago, 22, Tessa Wyner, 9/13/19
Had 30 or more kills in a match	.....vs. Idaho State, 30, Kaity Smith, 8/25/17
Had 50 or more attacks in a match	.....at Boston College, 52, Kaity Smith, 11/16/18
Hit over .500 in a match	.....vs. Georgia Tech, .500, Marisa Cerchio, 10/13/19
Hit over .600 in a match	.....at Syracuse, .615, Angel Robinson, 11/18/18
Hit over .800 in a match	.....William & Mary, .812, Marisa Cerchio, 8/31/18
Had 45 or more assists in a match	.....UC Irvine, 54, Talyn Jackson, 9/13/19
Had 55 or more assists in a match	.....Clemson, 55, Rhegan Mitchell, 11/21/18
Had 70 or more assists in a match	.....Liberty, 86, Kelli O'Dell, 10/17/00
Had 4 or more aces in a match	.....USC Upstate, 4, Carol Raffety & Logan Mosley, 8/30/19
Had 8 or more aces in a match	.....William & Mary, 8, Ester Talamazzi, 8/31/18
Had 25 or more digs in a match	.....NC State, 26, Logan Mosley, 10/4/19
Had 30 or more digs in a match	.....Davidson, 39, Logan Mosley, 9/7/19
Had 10 or more blocks in a match	.....Clemson, 11, Marisa Cerchio, 11/21/18
Had 15 or more blocks in a match	.....West Virginia, 17, Cheryl Stinson, 10/5/01
Opponent had less than 30 kills in a match	.....North Carolina, 27, 9/28/18
Two players had 20 or more kills each in a match	.....Jaila Tolbert (22) & Kaity Smith (21) at Boston College, 11/16/18

**What's a Hokie?**



The answer leads all the way back to 1896 when Virginia Agricultural and Mechanical College changed its name to Virginia Polytechnic Institute. With the change came the necessity for writing a new cheer and a contest for such a purpose was held by the student body.

Senior O.M. Stull won first prize for his "Hokie" yell which is still used today. Later, when asked if "Hokie" had any special meaning, Stull explained the word was solely the product of his imagination and was used only as an attention-getter for his yell. It soon became a nickname for all Tech teams and for those people loyal to Tech athletics.

The official university school colors - Chicago Maroon and Burnt Orange - also were introduced in 1896. The colors were chosen by a committee because they made a 'unique combination' not worn elsewhere at the time. The official definition of "hokie" is "a loyal Virginia Tech Fan".

**RETURNING NUMBERS**

- To open the 2019 season, Virginia Tech returns majority of its points scorers, digs and kills personnel, but will have to make up for its assists and blocks categories, with setter Rhegan Mitchell and right-side hitter Jaila Tolbert gone.

Returning	Kills	Assists	Digs	Blocks	Points
2019	71.6%	26.1%	84.7%	42.9%	73.2%


**'17 CLASS OF ACC COACHES**

- The Atlantic Coast Conference entered 2017 with four new head coaches from its 15 member institutions, including Clemson's Michaela Franklin, Louisville's Dani Busboom Kelly, Virginia's Aaron Smith and Virginia Tech's Jill Wilson.
- Of the four in their second seasons, the Cardinals' Busboom Kelly owns the best winning percentage (.759), followed by the Tigers' Franklin (.396), the Hokies' Wilson (.388) and the Cavaliers' Smith (.304).
- Previously, Busboom Kelly was an assistant coach at Nebraska, Franklin was the associate head coach at Iowa, Wilson was the associate head coach at LSU and Smith was the associate head coach at Virginia, then was promoted by the Cavaliers' athletics director at the time, Craig Littlepage.

Name	Team	Overall	ACC	Home	Away	Neutral
Dani Busboom Kelly	Louisville	60-19	37-6	34-5	19-10	7-4
Jill Wilson	Virginia Tech	31-49	9-35	12-18	7-26	12-5
Michaela Franklin	Clemson	33-50	9-32	19-19	6-28	7-5
Aaron Smith	Virginia	24-55	8-37	15-23	5-26	4-6

**YEAR 3**

- In 2017, Virginia Tech Athletics implemented a new design on the playing surface at Cassell Coliseum. The basketball and volleyball court displays three iconic campus spots - Torgerson Bridge, Burruss Hall and War Memorial Chapel.
- In addition to the court redesign, Tech redid the floors at the men's basketball practice facility and volleyball practice gym, at a cost of about \$35,000.



RECORD WHEN...

Table with 2 columns: Record description (e.g., Overall, Home, Away) and corresponding record (e.g., 8-12, 2-5).

LAST TIME vs. DUKE

- Tech lost a heartbreaker in five sets at home to the Blue Devils, blowing a lead down the stretch to lose by two points.
• Kaity Smith (17 kills, 15 digs) and Ester Talamazzi (14 kills, 17 digs) both showed out in big was, earning double-doubles.

Volleyball Box Score: Duke vs Virginia Tech (Oct 21, 2016 at Blacksburg, Va.). Includes team stats, set scores, and individual player performance.

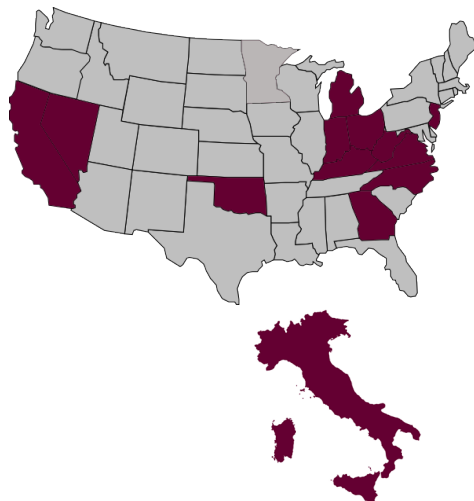
LAST TIME vs. WAKE FOREST

- Another five-setter took place, but this time the Hokies earned the win by six points in the fifth.
• Smith once again had a big day, getting 14 kills and seven digs, while Talamazzi dazzled with 13 kills and match-high 20 digs.
• Marisa Cerchio led the charge on D (six blocks).

Volleyball Box Score: Wake Forest vs Virginia Tech (Oct 19, 2016 at Blacksburg, Va.). Includes team stats, set scores, and individual player performance.

WHERE THEY AT

- Tech has 16 players on the squad who represent 12 states and one international country (Italy).
• Virginia & North Carolina are where the most players are from on the team, making up 37.5 percent.



STATES/COUNTRY

- Virginia (3)
#2 Anabel Zier
#10 Kylie Thomas
#16 Jennifer Williams
North Carolina (3)
#3 Cera Powell
#4 Logan Mosley
#22 Kai Young
Calif., Ga. Ind., Ky., Mich., Minn., N.J., Nev., Ohio, Okla., W.Va. (9)
#1 Kaity Smith (Ky.)
#5 Carol Raffety (Calif.)
#6 Angel Robinson (Okla.)
#7 Tessa Wyner (W.Va.)
#11 Sarah Jane Lynch (Ga.)
#17 Rachel Tam (N.J.)
#19 Marisa Cerchio (Ohio)
#20 Abby McKinzie (Mich.)
#23 Talyn Jackson (Nev.)
Italy (1)
#14 Ester Talamazzi

#Next



The theme for this season is #Next, meaning that the team will be having the mindset of what is next and always thinking about that on and off the court.

No matter what happens, the thought process is to move on to the next play, challenge, day and project.

Players also have a compass that they either have on their wrists or backpacks, reminding them of the four pillars they need to keep constant, including next (north), every (east), simple (south) and willing (west).

Players, fans and coaches will be using the hashtag #Next on social media this season for the theme.

### FOR ALL THE MARBLES

- The fifth set has been, traditionally, a tough one for the Hokies since Wilson took over, including just a 2-4 record in 2018.
- Since 2017, Tech is 7-7 in five-setters, with being 3-3 at home, 2-3 away and 2-1 at neutral sites.
- But, in its first five-set match this season, Tech came to play and got the W, jumping out to an 8-2 lead and never looking back, winning the frame 15-8 over UC Irvine last Friday.
- In similar fashion versus Chattanooga, Tech jumped out ahead and was up three points at 8-5 when the two teams switched benches. But then the Hokies got hot and scored six of the next seven points to put it away and eventually win 15-7.
- It was a different story at NC State, though, as the Hokies fell in fifth set due to a slow start by a score of 15-5.

### 300, BUT NOT BOWLING PERFECTO

- For the first time this season, the Hokies owned a hitting percentage north of .300, hitting .333 against Loyola Chicago in a 3-1 win on Sept. 13.
- It marked the first time since Nov. 4, 2018, that Tech hit over .300 (.302 versus Boston College).
- In the Jill Wilson era, it now has happened 13 times Tech has hit at least .300. It happened five times in 2017 and seven times in 2018.
- However, Chicago Loyola also hit over .300, .304 to be exact, marking the highest opponent hitting percentage clip in a win.
- The previous high by an opponent in a Hokie win was on Aug. 25, 2017, versus Idaho State when it hit .290 in Wilson's first match coaching.

### BACK TO BACK

- The Hokies started last season by playing USC Upstate in a nonconference tournament, playing the Spartans in Charlotte, North Carolina.
- Ironically, Tech opened the year with taking on the Spartans again, with this time being in Ohio.
- Both contests saw the Hokies come away with a victory, winning 3-0 in 2018 and 3-1 in 2019.

### NONCON TITLES

- Since Tech coach Jill Wilson took over the program in 2017, the Hokies have won six nonconference tournaments.
- Of those six, only one has come at home in Blacksburg, with five on the road.
- Here is the full breakdown of what years those took place and more:

Date	Tournament	Record
8/26/17	Pepsi Panther Invitational (Milwaukee, Wis.)	3-0
9/2/17	A-State Invitational (Jonesboro, Ark.)	2-1
8/25/18	Charlotte Invitational (Charlotte, N.C.)	3-0
9/1/18	Hokie Invitational (Blacksburg, Va.)	3-0
9/8/18	Bobcat Invitational (Athens, Ohio)	2-1
9/14/19	Amy Svoboda Memorial Classic (Colorado Springs, Colo.)	3-0

### VS. CANCER

- This fall, the Hokies' volleyball team is honoring one of their teammate's brother's life, as junior Kai Young's brother Colby passed away from pediatric cancer in 2016.
- With Kai opening up more about her tragic loss, Tech is partnering with Vs. Cancer, a signature fundraising campaign of the Pediatric Brain Tumor Foundation, to give children a healthier and happier future.

- Due to this, the Hokies have designated a home contest to be their Vs. Cancer match, which falls on Friday, Nov. 1 against Florida State.
- Leading up to the event, the team has posted on social media to help fundraise for the cause.

### WHOSE THE BOSS?

- Tech coach Jill Wilson has done a podcast this season that began in the preseason, with episodes every other week.
- The roughly 10-minute special revolves around Coach Wilson as the host, a player on the team and a guest discussing the theme of the season (#Next, #FutureCEOs), career goals and more.
- To listen to the podcasts, go to hokiesports.com/podcasts.

### ENDLINE TO ENDLINE WITH KAI

- Similar to what ESPN's Jay Bilas does in his 94 feet with Jay, Tech's Kai Young, who is a multimedia journalism major, gets to do her thing with asking her teammates fun questions as they take a stroll across the court and underneath the net.
- Young began doing the interviews this past spring and has carried them over into the fall.

### THE SCHEDULE

- Tech's opponents in 2019: 19 registered winning seasons, 11 finished in the top 80 of the RPI and three collected 20 or more wins last fall.
- The ACC sent five teams to the NCAA Tournament in 2018, including Pitt, Louisville, Duke, Florida State and Syracuse.

## MATCH-BY-MATCH STARTERS

Opponent	Date	MB	MB	OH	OH	RS	S	L
USC Upstate (W, 3-1)	Aug. 30	Angel Robinson	Anabel Zier	Cera Powell	Kaity Smith	Marisa Cerchio	Talyn Jackson	Logan Mosley
Miami (Ohio) (L, 3-1)	Aug. 30	Kai Young	Anabel Zier	Cera Powell	Kylie Thomas (DS)	Marisa Cerchio	Sarah Jane Lynch	Logan Mosley
Northwestern (L, 3-0)	Aug. 31	Kai Young	Anabel Zier	Cera Powell	Tessa Wyner	Carol Raffety (DS)	Talyn Jackson	Logan Mosley
Elon (W, 3-1)	Sept. 6	Kai Young	Anabel Zier	Tessa Wyner	Kylie Thomas (DS)	Marisa Cerchio	Talyn Jackson	Logan Mosley
Davidson (W, 3-1)	Sept. 7	Angel Robinson	Anabel Zier	Tessa Wyner	Kylie Thomas (DS)	Marisa Cerchio	Talyn Jackson	Logan Mosley
Liberty (L, 3-1)	Sept. 7	Kai Young	Anabel Zier	Tessa Wyner	Ester Talamazzi	Kylie Thomas (DS)	Talyn Jackson	Logan Mosley
VCU (L, 3-1)	Sept. 10	Kai Young	Anabel Zier	Cera Powell	Kaity Smith	Marisa Cerchio	Talyn Jackson	Logan Mosley
UC Irvine (W, 3-1)	Sept. 13	Kai Young	Anabel Zier	Kylie Thomas (DS)	Tessa Wyner	Marisa Cerchio	Talyn Jackson	Logan Mosley
Loyola Chicago (W, 3-2)	Sept. 13	Kai Young	Anabel Zier	Kylie Thomas (DS)	Tessa Wyner	Marisa Cerchio	Talyn Jackson	Logan Mosley
Air Force (W, 3-1)	Sept. 14	Kai Young	Anabel Zier	Kylie Thomas (DS)	Tessa Wyner	Marisa Cerchio	Talyn Jackson	Logan Mosley
Chattanooga (W, 3-2)	Sept. 20	Kai Young	Anabel Zier	Cera Powell	Tessa Wyner	Marisa Cerchio	Talyn Jackson	Logan Mosley
Arkansas State (L, 3-1)	Sept. 20	Kai Young	Anabel Zier	Cera Powell	Tessa Wyner	Marisa Cerchio	Talyn Jackson	Logan Mosley
Charlotte (L, 3-0)	Sept. 21	Kai Young	Anabel Zier	Ester Talamazzi	Tessa Wyner	Marisa Cerchio	Talyn Jackson	Logan Mosley
Virginia (L, 3-1)	Sept. 27	Kai Young	Anabel Zier	Kylie Thomas (DS)	Kaity Smith	Marisa Cerchio	Talyn Jackson	Logan Mosley
No. 4 Pitt (L, 3-0)	Sept. 29	Kai Young	Anabel Zier	Cera Powell	Kaity Smith	Abby McKinzie (DS)	Talyn Jackson	Logan Mosley
NC State (L, 3-2)	Oct. 4	Kai Young	Anabel Zier	Cera Powell	Kaity Smith	Abby McKinzie (DS)	Talyn Jackson	Logan Mosley
North Carolina (L, 3-1)	Oct. 6	Angel Robinson	Anabel Zier	Kylie Thomas (DS)	Kaity Smith	Abby McKinzie (DS)	Talyn Jackson	Logan Mosley
Clemson (L, 3-1)	Oct. 11	Marisa Cerchio	Sarah Jane Lynch (S)	Cera Powell	Kaity Smith	Tessa Wyner	Talyn Jackson	Logan Mosley
Georgia Tech (L, 3-0)	Oct. 13	Marisa Cerchio	Anabel Zier	Cera Powell	Kaity Smith	Tessa Wyner	Talyn Jackson	Logan Mosley
[RV] Notre Dame (L, 3-1)	Oct. 18	Marisa Cerchio	Anabel Zier	Cera Powell	Kaity Smith	Tessa Wyner	Talyn Jackson	Logan Mosley
No. 23 Louisville (W, 3-1)	Oct. 20	Marisa Cerchio	Anabel Zier	Cera Powell	Kaity Smith	Abby McKinzie (DS)	Talyn Jackson	Logan Mosley



### AVCA ACADEMIC HONOR

- The AVCA announced that Tech earned the Team Academic Honors for the 2018-19 season.
- The award is given to teams that hold an average 3.30 cumulative team GPA.
- The Hokies finished the academic year with a cumulative team grade point average of 3.48.
- Tech was one of seven ACC schools to make the list, joining Boston College, Florida State, Louisville, Miami (Fla.), Pitt and Syracuse.

### SMARTY PANTS

- This past January, the ACC announced its All-ACC Academic Volleyball Team and four Hokies found their names on the prestigious list.
- The four marked the most for Tech since 2014, while tying the second most in the league, trailing Louisville (6) and being tied with Notre Dame and Pitt.
- The four Tech players were outgoing senior Jaiila Tolbert and then three returners in Marisa Cerchio, Carol Raffety and Kaitly Smith.

### CHEF CURRY WITH THE POT, BOY

- Since Coach Wilson has taken over, there has been a tradition of having the team split up into three groups and have a cooking competition that stretches over preseason camp.
- Three nights during early August, the girls get to showcase their stuff in the kitchen, making meals for the entire team.
- From appetizers, to entrees to desserts, the players have a blast preparing, cooking and then finally eating a nice home-cooked meal inside Wilson's house.
- After the three nights, which spreads over about 10 days, a group of judges, which is mostly support staff, vote on the top group, with this year's crown going to the setters and middle blockers.
- A fun team-bonding exercise, it also prepares the players for life after college, giving them practical experience with making meals and goes right along with the team's theme #FutureCEOs.

### RPI INFO

- The NCAA released the Ratings Percentage Index on Oct. 13, its first release of the season.
- Tech came in at No. 220, worst in the ACC.
- Last year, Tech finished at No. 160, the 11th-best in the ACC, ahead of No. 167 North Carolina, No. 184 Boston College, No. 198 Wake Forest and No. 233 Virginia.
- The ACC had five teams in the top 50, with Pitt (7), Florida State (27), Syracuse (36), Louisville (37) and Duke (44).
- Among the Power Five, the ACC finished tied with the SEC for the third-most teams (5) in the top 50. The Pac-12 (9), Big Ten (7) and Big 12 (3) round out the rest.
- The Hokies finished with the No. 183 RPI in 2017, which was the 12th-best in the ACC topping Virginia (197), Boston College (227) and Clemson (258).

## TEAM MATCH-BY-MATCH

Date	Opponent	SP	Attack				Set			Serve				Recept			Blocking					POINTS	SCORE	
			K	E	TA	PCT	A	TA	PCT	SA	SE	TA	PCT	RE	TA	PCT	DIG	BS	BA	BE	TOTAL			BHE
08/30/2019	vs USC Upstate	4	50	20	128	.234	48	126	.381	13	12	98	.878	4	63	.937	51	4	20	2	14.0	0	0.0	3-1
08/30/2019	at Miami (OH)	4	47	24	140	.164	42	144	.292	3	12	84	.857	5	83	.940	62	1	10	2	6.0	0	0.0	1-3
08/31/2019	vs Northwestern	3	24	17	100	.070	24	100	.240	4	4	55	.927	4	63	.937	39	0	8	1	4.0	1	0.0	0-3
09/06/2019	vs Elon	4	46	13	154	.214	44	155	.284	4	8	95	.916	4	75	.947	70	1	28	1	15.0	2	65.0	3-1
09/07/2019	vs Davidson	4	52	23	162	.179	50	164	.305	5	12	95	.874	4	81	.951	76	2	14	4	9.0	1	66.0	3-1
09/07/2019	at Liberty	4	47	22	157	.159	39	152	.257	1	7	85	.918	10	82	.878	68	1	8	1	5.0	0	53.0	1-3
09/10/2019	at VCU	4	51	24	123	.220	50	128	.391	2	8	83	.904	4	82	.951	47	0	6	4	3.0	1	56.0	1-3
09/13/2019	vs UC Irvine	5	63	24	154	.253	58	165	.352	4	5	108	.954	3	78	.962	61	2	14	2	9.0	0	76.0	3-2
09/13/2019	vs Loyola Chicago	4	63	19	132	.333	56	143	.392	4	6	95	.937	4	85	.953	49	2	8	5	6.0	2	73.0	3-1
09/14/2019	at Air Force	4	45	19	129	.202	43	128	.336	3	5	97	.948	4	67	.940	55	3	14	1	10.0	1	58.0	3-1
09/20/2019	Chattanooga	5	60	28	168	.190	56	169	.331	6	6	107	.944	8	92	.913	75	0	10	0	5.0	2	71.0	3-2
09/20/2019	Arkansas St.	4	42	23	146	.130	40	146	.274	5	5	94	.947	6	87	.931	63	0	17	1	8.5	1	55.5	1-3
09/21/2019	Charlotte	3	35	16	109	.174	33	114	.289	4	5	54	.907	2	68	.971	52	0	0	4	0.0	2	39.0	0-3
09/27/2019	at Virginia	4	53	24	142	.204	51	153	.333	3	5	85	.941	13	95	.863	60	1	6	2	4.0	2	60.0	1-3
09/29/2019	at Pittsburgh	3	25	17	95	.263	25	99	.253	2	8	56	.857	3	65	.954	32	2	2	4	3.0	0	30.0	0-3
10/04/2019	at NC State	5	59	29	196	.153	52	201	.259	1	7	92	.924	3	104	.971	83	1	8	0	5.0	0	65.0	2-3
10/06/2019	at North Carolina	4	53	20	153	.346	51	151	.338	1	6	89	.933	2	87	.977	62	2	4	0	4.0	0	58.0	1-3
10/11/2019	Clemson	4	43	26	142	.120	40	135	.296	3	8	75	.893	8	89	.910	51	0	10	0	5.0	2	51.0	1-3
10/13/2019	Georgia Tech	3	27	16	97	.113	27	94	.287	1	1	48	.979	6	68	.912	32	1	6	0	4.0	0	32.0	0-3
10/18/2019	Notre Dame	4	51	25	161	.161	49	164	.299	4	8	84	.905	4	86	.953	72	0	4	3	2.0	1	57.0	1-3
10/20/2019	Louisville	4	45	14	132	.235	43	127	.339	5	6	93	.935	2	80	.975	49	3	6	1	6.0	1	56.0	3-1
<b>Totals</b>		<b>83</b>	<b>981</b>	<b>443</b>	<b>2920</b>	<b>.184</b>	<b>921</b>	<b>2958</b>	<b>.311</b>	<b>78</b>	<b>144</b>	<b>1772</b>	<b>.919</b>	<b>103</b>	<b>1680</b>	<b>.939</b>	<b>1209</b>	<b>26</b>	<b>203</b>	<b>38</b>	<b>127.5</b>	<b>19</b>	<b>1021.5</b>	
<b>Opponents</b>		<b>83</b>	<b>1132</b>	<b>460</b>	<b>2974</b>	<b>.226</b>	<b>1056</b>	<b>3036</b>	<b>.348</b>	<b>104</b>	<b>181</b>	<b>1862</b>	<b>.903</b>	<b>78</b>	<b>1628</b>	<b>.952</b>	<b>1281</b>	<b>31</b>	<b>239</b>	<b>29</b>	<b>150.5</b>	<b>31</b>	<b>1221.5</b>	

### Team Averages

Sets Played	Kills per set	Assists per set	Service aces per set	Digs per set	Blocks per set	Points per set	Ball handling error per set	Reception errors per set
83	11.82	11.10	0.94	14.57	1.54	12.31	0.23	1.24



PROGRAM HISTORY	
First Year	1977
All-Time Record	748-672-3 (.526)
Conference Champions	(1) 1982, Metro
Tournament Championships	None
NCAA Tournaments	(1) 2010
NIVC Tournaments (0) Steve Lowe Award	1982
Postseason Record	1-1
Best record	(1992) 26-11
Best in NCAAs	(2010) 1-1
Players signed pro	13 since 2006

CASSELL COLISEUM	
Capacity	9,275
Opened	1962
Renovation	2017
Tech Record	378-177 (.682)
Attendance High in Wilson era	2,361 ('17)
Winning Seasons	20

MILESTONES ON DECK	
100 Aces	Carol Raffety, 81
200 Blocks	Marisa Cerchio, 151
1,000 Kills	Kaity Smith, 786
1,000 Assists	Talyn Jackson, 854
1,000 Points	Kaity Smith, 861.5
1,500 Digs	Carol Raffety, 1,373

### SCOUTING DUKE

- Duke, coming off its sweep over Wake on its home court, fell in both matches last weekend on the road at Clemson (9-10, 3-5) in five sets and at Georgia Tech (12-7, 5-3) in three. However, similar to Tech, the Blue Devils do have a ranked win, defeating then-No. 14 Oregon (6-11, 2-6 Pac-12) in five sets in September.
- Head coach Jolene Nagel enters her 21st season in Durham and has led the Blue Devils to 14 NCAA Tournaments. During her stay at Duke, she has racked up four ACC championships and ACC Coach of the Year awards.
- The Blue Devils are paced by 2018 All-ACC selection Ade Owokoniran, who ranks seventh in the conference for kills per set with a 3.71 average.
- Duke leads the all-time series 30-4 and is a perfect 20-0 in Durham against Tech. The last time the Hokies pulled one out versus the Blue Devils was in 2014, a five-set win in Blacksburg.

### SCOUTING WAKE FOREST

- Wake Forest, which fell on the road in Durham Wednesday to extend its losing streak to six matches, fell, like Duke, to Clemson and Georgia Tech last weekend, with both contests being sweeps.
- Interim head coach Randi Smart is in her third year in Winston-Salem and the first as the top one in charge, following her previous two years as an assistant. Smart, who has been a head coach before, had an eight-year stint at Cal State Los Angeles.
- Caitlyn Della leads the Demon Deacons offensively, owning the third-best hitting percentage in the ACC with a .384 clip.
- The Hokies have the advantage in the all-time series 33-12 and have won six straight over the Deacs. In Winston-Salem, Tech is 15-11 and hasn't lost at Wake since 2014.

## OPPONENT MATCH-BY-MATCH

Date	Opponent	SP	Attack				Set			Serve				Recept			Blocking				BHE	POINTS	SCORE	
			K	E	TA	PCT	A	TA	PCT	SA	SE	TA	PCT	RE	TA	PCT	DIG	BS	BA	BE				TOTAL
08/30/2019	vsUSC Upstate	4	33	21	112	.107	30	129	.233	4	10	73	.863	13	86	.849	42	2	10	1	7.0	3	0.0	3-1
08/30/2019	at Miami (OH)	4	51	19	137	.234	49	143	.343	5	9	92	.902	3	72	.958	59	1	14	1	8.0	2	0.0	1-3
08/31/2019	vsNorthwestern	3	47	15	109	.294	44	108	.407	4	11	74	.851	4	51	.922	52	0	12	1	6.0	0	0.0	0-3
09/06/2019	vsElon	4	53	35	167	.108	52	173	.301	4	7	82	.915	4	87	.954	84	0	13	2	6.5	3	63.5	3-1
09/07/2019	vsDavidson	4	45	32	157	.083	43	160	.269	4	5	86	.942	5	83	.940	75	1	4	2	3.0	1	52.0	3-1
09/07/2019	at Liberty	4	57	21	160	.225	53	163	.325	11	14	97	.856	1	78	.987	74	1	10	0	6.0	1	74.0	1-3
09/10/2019	at VCU	4	58	16	127	.331	53	127	.417	4	13	95	.863	2	75	.973	41	2	27	2	15.5	0	77.5	1-3
09/13/2019	vsUC Irvine	5	53	23	148	.203	49	164	.299	3	14	92	.848	4	103	.961	51	3	10	3	8.0	1	64.0	3-2
09/13/2019	vsLoyola Chicago	4	58	17	135	.304	54	146	.370	4	6	91	.934	4	89	.955	41	2	10	3	7.0	1	69.0	3-1
09/14/2019	at Air Force	4	51	34	151	.113	50	151	.331	4	14	81	.827	3	92	.967	53	0	2	1	1.0	1	56.0	3-1
09/20/2019	Chattanooga	5	57	28	164	.177	52	161	.323	8	10	102	.902	6	101	.941	74	0	18	0	9.0	2	74.0	3-2
09/20/2019	Arkansas St.	4	60	35	169	.148	56	165	.339	6	8	95	.916	5	89	.944	71	3	14	1	10.0	1	76.0	1-3
09/21/2019	Charlotte	3	51	5	114	.404	46	108	.426	2	7	75	.907	4	49	.918	54	0	8	3	4.0	1	57.0	0-3
09/27/2019	at Virginia	4	56	18	140	.271	53	145	.366	13	5	100	.950	3	80	.963	52	2	16	2	10.0	3	79.0	1-3
09/29/2019	at Pittsburgh	3	46	12	96	.479	42	94	.447	3	8	73	.890	2	48	.958	43	0	11	0	5.5	4	54.5	0-3
10/04/2019	at NC State	5	71	21	191	.262	67	205	.327	3	8	112	.929	1	85	.988	93	3	22	1	14.0	1	88.0	2-3
10/06/2019	at North Carolina	4	69	24	166	.416	63	162	.389	2	9	96	.906	1	83	.988	69	2	16	2	10.0	1	81.0	1-3
10/11/2019	Clemson	4	47	22	127	.197	43	128	.336	8	3	92	.967	3	67	.955	67	5	4	0	7.0	0	62.0	1-3
10/13/2019	Georgia Tech	3	52	12	101	.396	45	96	.469	6	5	73	.932	1	47	.979	48	2	6	0	5.0	1	63.0	0-3
10/18/2019	Notre Dame	4	56	16	154	.260	54	161	.335	4	9	95	.905	4	76	.947	71	0	6	1	3.0	3	63.0	1-3
10/20/2019	Louisville	4	61	34	149	.181	58	147	.395	2	6	86	.930	5	87	.943	67	2	6	3	5.0	1	68.0	3-1
<b>Opponent totals</b>		<b>83</b>	<b>1132</b>	<b>460</b>	<b>2974</b>	<b>.226</b>	<b>1056</b>	<b>3036</b>	<b>.348</b>	<b>104</b>	<b>181</b>	<b>1862</b>	<b>.903</b>	<b>78</b>	<b>1628</b>	<b>.952</b>	<b>1281</b>	<b>31</b>	<b>239</b>	<b>29</b>	<b>150.5</b>	<b>31</b>	<b>1221.5</b>	
<b>Virginia Tech totals</b>		<b>83</b>	<b>981</b>	<b>443</b>	<b>2920</b>	<b>.184</b>	<b>921</b>	<b>2958</b>	<b>.311</b>	<b>78</b>	<b>144</b>	<b>1772</b>	<b>.919</b>	<b>103</b>	<b>1680</b>	<b>.939</b>	<b>1209</b>	<b>26</b>	<b>203</b>	<b>38</b>	<b>127.5</b>	<b>19</b>	<b>1021.5</b>	

### Team Averages

Sets Played	Kills per set	Assists per set	Service aces per set	Digs per set	Blocks per set	Points per set	Ball handling error per set	Reception errors per set
83	13.64	12.72	1.25	15.43	1.81	14.72	0.37	0.94





### MATCH-BY-MATCH LEADERS

Opponent	Date	Kills	% (min. 12 A)	Assists	Aces	Digs	Blocks
USC Upstate (W, 3-1)	Aug. 30	12 - Powell	.455 - Cerchio	24 - Jackson	4 - (2 players)	19 - Mosley	8 - Zeer
Miami (Ohio) (L, 3-1)	Aug. 30	13 - Wyner	.333 - Zier	27 - Jackson	2 - Powell	24 - Mosley	3 - (2 players)
Northwestern (L, 3-0)	Aug. 31	9 - Wyner	.194 - Wyner	21 - Jackson	3 - Mosley	17 - Mosley	3 - Cerchio
Elon (W, 3-1)	Sept. 6	13 - Cerchio	.417 - Zier	38 - Jackson	2 - Jackson	21 - Mosley	8 - Zier
Davidson (W, 3-1)	Sept. 7	14 - Cerchio	.290 - Cerchio	37 - Jackson	2 - Talamazzi	39 - Mosley	5 - Zier
Liberty (L, 3-1)	Sept. 7	13 - Cerchio	.308 - Talamazzi	31 - Jackson	1 - Wyner	16 - Mosley	4 - Robinson
VCU (W, 3-1)	Sept. 10	15 - (2 players)	.333 - Cerchio	43 - Jackson	1 - (2 players)	12 - Jackson	3 - Zier
UC Irvine (W, 3-1)	Sept. 13	17 - (2 players)	.333 - Young	54 - Jackson	1 - (4 players)	22 - Mosley	6 - Zier
Loyola Chicago (W, 3-2)	Sept. 13	22 - Wyner	.500 - Powell	50 - Jackson	2 - (2 players)	13 - (2 players)	4 - Young
Air Force (W, 3-1)	Sept. 14	14 - Powell	.238 - Wyner	34 - Jackson	1 - (3 players)	13 - Jackson	7 - Zier
Chattanooga (W, 3-2)	Sept. 20	19 - Wyner	.500 - Young	50 - Jackson	2 - Mosley	24 - Mosley	3 - Young
Arkansas State (L, 3-1)	Sept. 20	12 - Wyner	.159 - Wyner	35 - Jackson	3 - Jackson	15 - Thomas	7 - Young
Charlotte (L, 3-0)	Sept. 21	8 - Cerchio	.286 - Young	29 - Jackson	2 - Talamazzi	14 - Mosley	None
Virginia (L, 3-1)	Sept. 27	15 - Cerchio	.471 - Zier	42 - Jackson	1 - (3 players)	14 - Jackson	2 - Young
No. 4 Pitt (L, 3-0)	Sept. 29	8 - Smith	.263 - Smith	21 - Jackson	1 - (2 players)	12 - Thomas	1 - (4 players)
NC State (L, 3-2)	Oct. 4	14 - Smith	.429 - Jackson	44 - Jackson	1 - Zier	26 - Mosley	3 - Zier
North Carolina (L, 3-1)	Oct. 6	13 - Powell	.529 - Powell	42 - Jackson	1 - Thomas	21 - Mosley	2 - (2 players)
Clemson (L, 3-1)	Oct. 11	12 - Smith	.292 - Cerchio	34 - Jackson	1 - (3 players)	15 - (2 players)	3 - Zier
Georgia Tech (L, 3-0)	Oct. 13	8 - (2 players)	.500 - Cerchio	25 - Jackson	1 - Cerchio	11 - Mosley	2 - (2 players)
[RV] Notre Dame (L, 3-1)	Oct. 18	12 - Smith	.276 - Smith	44 - Jackson	2 - Mosley	19 - Mosley	2 - Zier
No. 23 Louisville (W, 3-1)	Oct. 20	12 - (2 players)	.286 - Powell	37 - Jackson	2 - (2 players)	17 - Mosley	3 - Smith

### DOUBLE-DOUBLES COUNT

Who	What	When
Talyn Jackson	31 A, 10 D	at Liberty (9/7/19)
Talyn Jackson	43 A, 12 D	at VCU (9/10/19)
Talyn Jackson	54 A, 10 D	vs. UC Irvine (9/13/19)
Talyn Jackson	50 A, 13 D	vs. Loyola Chicago (9/13/19)
Talyn Jackson	34 A, 13 D	at Air Force (9/14/19)
Talyn Jackson	50 A, 10 D	vs. Chattanooga (9/20/19)
Talyn Jackson	35 A, 14 D	vs. Arkansas State (9/20/19)
Talyn Jackson	42 A, 14 D	at Virginia (9/27/19)
Kaitly Smith	14 K, 16 D	at NC State (10/4/19)
Kaitly Smith	12 K, 16 D	at North Carolina (10/6/19)
Kaitly Smith	12 K, 15 D	vs. Clemson (10/11/19)
Kaitly Smith	12 K, 16 D	vs. [RV] Notre Dame (10/18/19)
Talyn Jackson	44 A, 15 D	vs. [RV] Notre Dame (10/18/19)

### TEAM, PLAYER & OPPONENT HIGHS

Kills	
Team	63 vs. UC Irvine (9/13)
Player	Tessa Wyner - 22 vs. Loyola Chicago (9/13)
Opponent	71 - NC State (10/4)
Attack Percentage	
Team	.333, 63-19-132 vs. Loyola Chicago (9/13)
Player (min. 12 kills)	Cera Powell - .500, 16-2-28 vs. Loyola Chicago (9/13)
Opponent	.404, 51-5-114 - Charlotte (9/21)
Assists	
Team	58 vs. UC Irvine (9/13)
Player	Talyn Jackson - 54 vs. UC Irvine (9/13)
Opponent	67 - NC State (10/4)
Service Aces	
Team	13 last vs. USC Upstate (8/30)
Player	Logan Mosley & Carol Raffety - 4 vs. USC Upstate (8/30)
Opponent	13 - Virginia (9/27)
Digs	
Team	83 at NC State (10/4)
Player	Logan Mosley - 39 vs. Davidson (9/7)
Opponent	93 - NC State (10/4)
Total Blocks	
Team	15 vs. Elon (9/6)
Player	Anabel Zier (2x) - 8 last vs. Elon (9/7)
Opponent	15.5 - VCU (9/10)





## Jill WILSON

- Third season at Virginia Tech
- 17th as a coach in Division I
- Produced 15 All-SEC players and '02 ACC Player of the Year
- Averaged 20-plus wins per year at LSU (10 years)

### The Wilson File

#### PERSONAL

BORN: May 6, 1979  
 HOMETOWN: Richmond, Texas  
 FAMILY: Husband, Jared  
 COACHING RECORD AT VIRGINIA TECH: 32-50 (3rd year)  
 CAREER HEAD COACHING RECORD: 32-50 (.444)

#### EDUCATION

LSU - Bachelor of Science - Business Admin., 2001  
 JOINED TECH STAFF: Jan. 12, 2017  
 YEARS OF COLLEGIATE HEAD COACHING: 1  
 YEARS OF COLLEGIATE COACHING: 15

#### COACHING HISTORY

2017- Virginia Tech (Head Coach)  
 2013-16 LSU (Associate Head Coach)  
 2007-12 LSU (Assistant Coach)  
 2005-07 Wake Forest (Assistant Coach)  
 2002-05 North Carolina (Assistant Coach)  
 2001-02 Tennessee-Martin (Graduate Assistant)

#### PLAYING HISTORY

1997-00 LSU (outside hitter)  
 4-year letterwinner and starter  
 Ranked 6th in the SEC with 23 service aces senior year  
 Appeared in the 2000 SEC Tournament finals

#### POSTSEASON EXPERIENCE

LSU  
 2014 (First Round - Eugene, Ore.)  
 Defeated Oklahoma, Loss to Oregon  
 2013 (First Round - Seattle, Wash.)  
 Defeated Michigan, Loss to Washington  
 2010 (First Round - Norman, Okla.)  
 Loss to Tulsa  
 2009 (First Round - Baton Rouge, La.)  
 Defeated Tulane, Loss to Texas A&M  
 2008 (First Round - Los Angeles, Calif.)  
 Loss to UCLA  
 2007 (First Round - Austin, Texas)  
 Defeated New Mexico State, Loss to Texas

UNC  
 2002 (Regionals - Lincoln, Neb.)  
 Defeated Winthrop, South Carolina at home  
 Loss to Hawai'i

Jill Wilson was named the head coach of the Virginia Tech volleyball program on January 12, 2017, and enters her third year in Blacksburg.

In her second season as the head coach of the Hokies in 2018, Wilson led Tech to a four-win improvement, which was the most wins at Tech since 2015. Also, the Hokies owned a five-win improvement at home on Carilion Clinic Court to 8-5. She won three nonconference tournaments – Charlotte Invitational, Hokie Invitational sponsored by the Fairfield Inn and Suites in Christiansburg and Bobcat Invitational – bringing her total to five in two years, including a 15-8 record non-league action.

Tech started the season 8-0, marking its best start since 2009. It also defeated North Carolina 3-0 for the first time since 2011, snapping a nine-match losing streak, and marked the first sweep over the Tar Heels since 2006. Wilson picked up another win over in-state rival Virginia in the Commonwealth Clash presented by Virginia529, improving to 3-1 in her career against the Cavaliers. The Hokies also swept Georgia Tech on the road, a team that finished 15-6 at home and was an AVCA Top-100 Team, marking Wilson's first ACC sweep away from the friendly confines of Cassell Coliseum.

Under Wilson's guidance, right-side hitter Jaila Tolbert once again was named second-team All-ACC. Tolbert became the third player in school history to make the ACC all-conference team in consecutive years, as well as the 17th in program history to rack up over 1,000 kills in a career. The Minnesota native also became the first-ever Tech volleyball player to be tabbed a Senior CLASS Award candidate and the second to make the U.S. Collegiate Women's National Team – Detroit roster.

Statistically, the Hokies improved on the service line due to an aggressive style, finishing fifth in the ACC for service aces, tallying 141 to average 1.31 aces per set. One of the key reasons why there was improvement on the line was outside hitter Ester Talamazzi's team-high 34 aces, including her match versus William & Mary when she recorded the second-most aces in school history with eight. Libero Carol Raffety cracked the record book, becoming the 18th Hokie to register over 1,000 digs in a career.

Her first year in 2017 set the foundation for the program, as Wilson guided Jaila Tolbert to second-team All-ACC after she owned the highest hitting percentage in the conference for non-middle blockers (.331). Tolbert, a right-side hitter, hit more than .300 in 20 matches and earned VaSID all-state honors.

Wilson also was key in the development of Kaity Smith, who was named to the ACC All-Freshman Team, as well as the VaSID Freshman of the Year. Smith started the season breaking a school record, putting down 30 kills in her debut – a program first.

Picking up two wins over Virginia in her first season, Wilson contributed to a full point in the Virginia529 Commonwealth Clash. Wilson led Tech to two nonconference tournament titles her opening season, winning the Pepsi Panther Invitational and A-State Invitational. At the A-State Invitational, the Hokies took down Arkansas State and SMU, two teams that won 20-plus matches and earned a bid to the National Invitational Volleyball Championship (NIVC).

Wilson joined the Hokies after an extremely successful run on the bench at LSU where, as the recruiting coordinator, she signed five top-30 recruiting classes according to PrepVolleyball.com. She also helped lead the Tigers to six NCAA Tournament appearances and the 2009 SEC Championship, as well as 25-win seasons in 2007, 2009 and 2010. The Tigers averaged over 20 wins per season during her time on the LSU staff.

No stranger to the ACC, Wilson was an assistant at North Carolina from 2002-04 before serving as the top assistant at Wake Forest in 2006.

She coached two All-Americans, an ACC Player of the Year and helped lead the Tar Heels to the 2002 regular-season ACC Championship and an NCAA Sweet Sixteen appearance.







CERA POWELL (SEER-UH)

Freshman | 6-0
OH | Pittsboro, N.C.

High School/Club Team
Northwood | Triangle

Major: Human Nutrition, Foods and Exercise

3

Amy Svoboda Memorial Classic All-Tournament Team

AT THE NET

- Has played all 21 matches.
Posted eight kills and a .250 hitting percentage against Georgia Tech (10/13), her highest mark since Sept. 13.
Put together her best weekend yet, owning at least 14 kills in all three matches on Air Force's campus (9/13-14) to make the all-tournament team.
Had her best blocking performance versus Air Force (9/14), recording a career-high six blocks along with 14 kills.
Hit a blistering .500 with 16 kills versus Loyola Chicago (9/13).
Opened the season with 12 kills, four digs and career-high five blocks against USC Upstate (8/30).
Four-year varsity letterwinner and three-time all-conference.
Big 8 Player of the Year.
Led the Chargers to the third round of the 2018 NCHSAA state tournament.
Two-time Student Council Class Senator.
Her great uncle, Walter Davis, played men's basketball at North Carolina and was selected to the USA men's basketball team at the 1976 Summer Olympics, and went on to become a 15-year NBA player and six-time NBA All-Star, having his number retired (#6) with the Phoenix Suns organization after being the Suns' all-time leading scorer.

SEASON/CAREER HIGHS

Kills.....17 vs. UC Irvine (9/13/19)
Hitting percentage......500 vs. Loyola Chicago (9/13/19)
Assists ..... 2 vs. Clemson (10/11/19)
Aces .....2 at Miami (Ohio) (8/30/19)
Digs.....8 at Miami (Ohio) (8/30/19)
Blocks..... 6 at Air Force (9/14/19)

MATCH-BY-MATCH STATS

Table with columns: Date, Opponent, SP, K, E, TA, PCT, A, TA, PCT, SA, SE, TA, PCT, RE, TA, PCT, Digs, BA, BE, TOTAL, BH, POINTS, HIT%, SCORE

Player Averages table with columns: Sets Played, Kills per set, Assists per set, Service aces per set, Digs per set, Blocks per set, Points per set



LOGAN MOSLEY

Freshman | 5-6
L/DS | Apex, N.C.

High School/Club Team
Cary Christian | Triangle

Major: University Studies

4

Miami Invitational All-Tournament Team

AT THE NET

- Has played in all 21 matches, playing 20 at libero.
Set the single-match digs record at Tech in just her fifth match, scooping up 39 digs versus Davidson (9/7).
Collected 11 digs vs. Georgia Tech (10/13) and 15 digs vs. Clemson (10/11) last weekend.
Posted her second-most digs versus NC State (10/4) with 26.
Had her double-digit digs streak snap at then-No. 4 Pitt (9/29), getting it up to a career-high seven straight matches.
Tallied 24 digs and five assists against Chattanooga (9/20).
Posted 21 digs, two assists and an ace versus Elon (9/6).
Her 20-plus digs marked the first time a Tech freshman accomplished the feat since 2016.
Collected 19 digs, two assists and a career-best four service aces against USC Upstate (8/30) in the season opener.
Five-year varsity letterwinner.
Coached by Lesley White and her mom, Victoria, at Cary Christian HS.
2017 NCISAA Player of the Year and first-team all-state.
Was a key cog in USA Volleyball 18U's championship run at nationals in 2018.
Led USA Volleyball 16U to a third-place finish at '17 nationals.
Her mother, Victoria, played college volleyball at Barton.

SEASON/CAREER HIGHS

Kills.....1, 4x, last at UNC (10/6/19)
Hitting percentage..... 1.000 at Miami (Ohio) (8/30/19)
Assists .....6, 2x last at UNC (10/6/19)
Aces ..... 4 vs. USC Upstate (8/30/19)
Digs.....39 vs. Davidson (9/7/19)
Blocks.....

MATCH-BY-MATCH STATS

Table with columns: Date, Opponent, SP, K, E, TA, PCT, A, TA, PCT, SA, SE, TA, PCT, RE, TA, PCT, Digs, BA, BE, TOTAL, BH, POINTS, HIT%, SCORE

Player Averages table with columns: Sets Played, Kills per set, Assists per set, Service aces per set, Digs per set, Blocks per set, Points per set



### CAROL RAFFETY

Senior | 5-11  
L/DS | Novato, Calif.

High School/Club Team  
Marin Catholic | Absolute

Major: Criminology

# 5

#### Two-time ACC Academic Honor Roll 2018-19 All-ACC Academic Volleyball Team

#### AT THE NET

- Has played in eight matches.
- Scooped up a season-high nine digs and had two assists at Air Force (9/14).
- Tallied seven digs and two assists at Miami (Ohio) (8/30).
- Tied a career-high four aces and posted five digs versus USC Upstate (8/30).
- Currently No. 6 all-time in program history for career digs.
- Had nine 20-plus dig matches in 2018.
- Registered 13 digs, including her 1,000th career dig in the third set to become the 18th Hokie to ever accomplish the feat, and three assists versus IUPUI (9/7).
- Played in all 30 matches in 2018.
- Broke the freshman digs record with 481 in 2016, a mark that had been held by Amanda Cloyd since 2004.

#### SEASON HIGHS

Kills..... 1 vs. USC Upstate (8/30/19)  
 Hitting percentage..... 1.000 vs. USC Upstate (8/30/19)  
 Assists ..... 2, 2x, last at Air Force (9/14/19)  
 Aces ..... 4 vs. USC Upstate (8/30/19)  
 Digs..... 9 at Air Force (9/14/19)  
 Blocks

#### CAREER HIGHS

Kills..... 9 at Florida State (10/14/16)  
 Hitting percentage..... 1.00 (2x)  
 Assists ..... 7 (2x)  
 Aces ..... 4, 2x, vs. USC Upstate (8/30/19)  
 Digs..... 28 vs. Appalachian State (8/26/16)  
 Blocks..... 1 at Florida State (10/14/16)

#### MATCH-BY-MATCH STATS

Date	Opponent	Attack				Set				Serve				Recept				Blocking				Team			
		SP	K	E	TA	PCT	A	TA	PCT	SA	SE	TA	PCT	RE	TA	PCT	DIG	BS	BA	BE	TOTAL	BHE	POINTS		
08/30/2019	vs USC Upstate	4	1	0	1	1.000	0	1	.000	4	3	.25	880	1	11	.909	5	0	0	0	0	0	5.0	.234	3-1
08/30/2019	at Miami (OH)	4	0	0	0	.000	2	4	.500	0	1	.15	.933	0	15	1.000	7	0	0	0	0	0	0.0	.164	1-3
08/31/2019	vs Northwestern*	2	0	0	0	.000	1	2	.500	0	1	4	.750	1	8	.875	2	0	0	0	0	0	0.0	.070	0-3
09/13/2019	vs UC Irvine	4	0	0	0	.000	0	0	.000	0	1	4	.750	0	6	1.000	1	0	0	0	0	0	0.0	.253	3-2
09/13/2019	vs Loyola Chicago	4	0	1	.000	2	2	1.000	0	2	9	.778	0	17	1.000	3	0	0	0	0	0	0.0	.333	3-1	
09/14/2019	at Air Force	4	0	0	.000	2	3	.667	0	1	5	.800	1	6	.833	9	0	0	0	0	0	0.0	.202	3-1	
09/20/2019	Chattanooga	5	0	0	.000	0	1	.000	0	0	0	1.000	1	20	.950	4	0	0	0	0	0	0.0	.190	3-2	
09/20/2019	Arkansas St.	3	0	0	.000	0	0	.000	0	0	0	1.000	0	4	1.000	0	0	0	0	0	0	0.0	.130	1-3	
<b>Totals</b>		<b>30</b>	<b>1</b>	<b>0</b>	<b>2</b>	<b>.500</b>	<b>7</b>	<b>13</b>	<b>.538</b>	<b>4</b>	<b>9</b>	<b>.62</b>	<b>.855</b>	<b>4</b>	<b>87</b>	<b>.954</b>	<b>31</b>	<b>0</b>	<b>0</b>	<b>0</b>	<b>0</b>	<b>5.0</b>			

Player Averages						
Sets Played	Kills per nset	Assists per set	Service aces per set	Digs per set	Blocks per set	Points per set
30	0.03	0.23	0.13	1.03	0.00	0.17



### ANGEL ROBINSON

Sophomore | 6-0  
MB | Norman, Okla.

High School/Club Team  
Norman North | Peak

Major: Human Development

# 6

#### AT THE NET

- Has played in six matches.
- Recorded her second-highest kill total of the season at North Carolina (10/6) with five.
- Collected a season-high seven kills and four blocks at Liberty (9/7).
- Posted two kills versus Davidson (9/7).
- Tallied three kills, one assist and two blocks against USC Upstate (8/30) in the season opener.
- Finished the 2018 season strong, tallying eight kills on a career-high .615 hitting percentage and two blocks against Syracuse (11/18) and a career-best 11 kills versus Clemson (11/21).
- Tallied her first-ever ace against William & Mary (8/31).
- Put down the first kill of her career versus Presbyterian (8/25).
- Debut came against USC Upstate (8/24) in the season opener, tallying a block.
- Appeared in 17 matches and started seven in 2018.
- Four-year letterwinner coached by Stephanie Kane at North Norman.
- Guided North Norman to the OSSAA 6A State title match two years in a row, finishing runner-up in 2016 and 2017.
- Also led the Timberwolves to an unblemished record in conference play and a 31-4 overall record in 2017.

#### SEASON HIGHS

Kills..... 7 at Liberty (9/7/19)  
 Hitting percentage..... .500 vs. Davidson (9/7/19)  
 Assists ..... 1 vs. USC Upstate (8/30/19)  
 Aces .....  
 Digs.....  
 Blocks..... 4 at Liberty (9/7/19)

#### CAREER HIGHS

Kills..... 11 vs. Clemson (11/21/8)  
 Hitting percentage..... .615 at Syracuse (11/8/18)  
 Assists .....  
 Aces ..... 1 vs. William & Mary (8/31/18)  
 Digs..... 1 (2x)  
 Blocks..... 6 vs. Duke (10/21/18)

#### MATCH-BY-MATCH STATS

Date	Opponent	Attack				Set				Serve				Recept				Blocking				Team								
		SP	K	E	TA	PCT	A	TA	PCT	SA	SE	TA	PCT	RE	TA	PCT	DIG	BS	BA	BE	TOTAL	BHE	POINTS							
08/30/2019	vs USC Upstate	*2	3	2	11	.091	1	1	1.000	0	0	0	.000	0	0	.000	0	0	0	0	0	0	2	0	2.0	0	4.0	.234	3-1	
09/07/2019	vs Davidson	*1	2	0	4	.500	0	1	.000	0	0	0	.000	0	0	.000	0	0	0	0	0	0	0	0	0	0	0	2.0	.179	3-1
09/07/2019	at Liberty	4	7	5	20	1.00	0	1	.000	0	0	0	.000	0	0	.000	0	0	0	0	0	1	3	0	4.0	0	9.5	.159	1-3	
09/13/2019	vs UC Irvine	1	0	0	1	.000	0	0	.000	0	0	0	.000	0	0	.000	0	0	0	0	0	0	0	0	0	0	0	0.0	.253	3-2
10/04/2019	at NC State	4	3	0	10	.300	0	0	.000	0	0	0	.000	0	0	.000	0	0	0	0	0	0	0	0	0	0	0	3.0	.153	2-3
10/06/2019	at North Carolina	*4	5	3	17	.294	1	1	1.000	0	0	0	.000	0	0	.000	0	0	0	0	0	1	0	0	1.0	0	6.0	.346	1-3	
10/18/2019	Notre Dame	1	0	1	3	.333	0	0	.000	0	0	0	.000	0	0	.000	0	0	0	0	0	0	0	0	0	0	0	0.0	.161	1-3
<b>Totals</b>		<b>13</b>	<b>15</b>	<b>8</b>	<b>49</b>	<b>.143</b>	<b>1</b>	<b>3</b>	<b>.333</b>	<b>0</b>	<b>0</b>	<b>0</b>	<b>0</b>	<b>0</b>	<b>0</b>	<b>0</b>	<b>0</b>	<b>0</b>	<b>0</b>	<b>0</b>	<b>0</b>	<b>1</b>	<b>5</b>	<b>0</b>	<b>3.5</b>	<b>0</b>	<b>18.5</b>			

Player Averages						
Sets Played	Kills per nset	Assists per set	Service aces per set	Digs per set	Blocks per set	Points per set
13	1.15	0.08	0.00	0.00	0.27	1.42





### SARAH JANE LYNCH

Sophomore | 6-2  
5 | Roswell, Ga.

High School/Club Team  
Mount Pisgah Christian | A5

Major: Computer Science

# 11



### ESTER TALAMAZZI (Tal-uh-MAHT-zee)

Senior | 6-0  
OH | Campo Ligure, Genoa, Italy

High School/Club Team  
Liceo Scientifico A. Antonelli | Volleyro'

Major: Marketing

# 14

#### 2018-19 ACC Academic Honor Roll

#### AT THE NET

- Has played in 10 matches.
- Posted her third ace of the season versus Clemson (10/11).
- Had her second career ace at Virginia (9/27).
- Recorded her first-ever kill against Charlotte (9/21).
- Posted five assists and three digs versus Miami (Ohio) (8/30).
- Racked up a career-high 21 assists and three digs versus USC Upstate (8/30) in the season opener.
- Played in 19 matches in 2018.
- Achieved a career-high two aces against Georgia Tech (10/5).
- Recorded her first career dig, an impressive pancake, against Virginia (9/23).
- Played in her first collegiate match against UTSA (9/16).
- Three-year letterwinner coached by Leah Longoria at Mount Pisgah Christian.
- Named to the Class of 2018 Senior Aces Top 150.
- First team GHSA All-State in 2016.
- Guided A5 to the 2016 USA Volleyball National Championship crown in 16-U Open Division.

#### SEASON HIGHS

Kills..... 1 vs. Charlotte (9/21/19)  
 Hitting percentage..... 1.000 vs. Charlotte (9/21/19)  
 Assists ..... 21 vs. USC Upstate (8/30/19)  
 Aces ..... 1, 3x, last vs. Clemson (10/11/19)  
 Digs..... 3, 2x, last at Miami (Ohio) (8/30/19)  
 Blocks..... 1 vs. Davidson (9/7/19)

#### CAREER HIGHS

Kills..... 1 vs. Charlotte (9/21/19)  
 Hitting percentage..... 1.000 vs. Charlotte (9/21/19)  
 Assists ..... 21 vs. USC Upstate (8/30/19)  
 Aces ..... 2 at Georgia Tech (10/5/18)  
 Digs..... 3, 3x, last at Miami (Ohio) (8/30/19)  
 Blocks..... 1 vs. Davidson (9/7/19)

#### MATCH-BY-MATCH STATS

Date	Opponent	SP	K	E	A	TA	PCT	SA	SE	TA	PCT	RE	TA	PCT	DIG	BS	BA	BE	TOTAL	BHE	POINTS	HIT%	SCORE		
08/30/2019	vs USC Upstate	2	0	0	4	.000	21	47	.447	0	0	4	1.000	0	0	3	0	0	0	0	0	0.0	.234	3-1	
08/30/2019	at Miami (OH)	*1	0	0	1	.000	5	23	.217	0	0	2	1.000	0	0	3	0	0	0	0	0	0.0	.164	1-3	
09/07/2019	vs Davidson	1	1	0	2	.500	5	16	.313	0	1	4	.750	0	0	2	0	1	1	0	0	1.5	.179	3-1	
09/20/2019	Chattanooga	1	0	0	0	.000	0	0	0	0	1	0	0	0	0	0	0	0	0	0	0	1.0	.190	3-2	
09/21/2019	Charlotte	1	1	0	1	1.000	1	5	200	0	0	3	1.000	0	0	0	0	0	0	0	0	2	1.0	.174	0-3
09/27/2019	at Virginia	2	0	0	0	.000	0	0	0	0	3	1.000	0	0	0	0	0	0	0	0	0	1.0	.204	1-3	
10/04/2019	at NC State	3	0	0	0	.000	0	0	0	0	6	1.000	0	0	0	0	0	0	0	0	0	0.0	.153	2-3	
10/06/2019	at North Carolina	3	0	0	0	.000	0	0	0	0	4	1.000	0	0	0	0	0	0	0	0	0	0.0	.346	1-3	
10/11/2019	Clemson	*4	0	0	0	.000	0	1	13	.923	0	0	.000	1	0	0	0	0	0	0	0	1.0	.120	1-3	
10/13/2019	Georgia Tech	1	0	0	0	.000	0	0	0	0	1	1.000	0	0	0	0	0	0	0	0	0	0.0	.113	0-3	
<b>Totals</b>		<b>16</b>	<b>2</b>	<b>0</b>	<b>8</b>	<b>.250</b>	<b>32</b>	<b>92</b>	<b>.348</b>	<b>3</b>	<b>2</b>	<b>37</b>	<b>.946</b>	<b>0</b>	<b>0</b>	<b>9</b>	<b>0</b>	<b>1</b>	<b>0</b>	<b>0</b>	<b>0</b>	<b>5</b>	<b>5.5</b>		

**Player Averages**

Sets Played	Kills per nset	Assists per set	Service aces per set	Digs per set	Blocks per set	Points per set
16	0.13	2.00	0.19	0.56	0.03	0.34

#### Two-time ACC Academic Honor Roll

#### 2017-18 All-ACC Academic Volleyball Team ACC Freshman of the Week (9/4/17)

#### AT THE NET

- Has played in 14 matches.
- Posted six digs versus NC State (10/4).
- Tallied five kills and two digs against UVA (9/27).
- Finished with 11 digs and tied a season-high two aces against Charlotte (9/21).
- Scooped up a season-high 12 digs against Elon (9/6).
- Posted four kills, two service aces and three digs against USC Upstate (8/30) in the season opener.
- Played in all 30 matches, drawing 28 starts in 2018.
- Set a career-high eight aces, tied for the second-most in school history, with five kills versus William & Mary (8/31).
- Scooped up a career-high 22 digs and put down nine kills in a near double-double effort in Tech's clash with Charlotte (8/25).
- Tied with Annie Spicer for 8th all-time (290) in freshman kills.

#### SEASON HIGHS

Kills..... 5, 2x, last at UVA (9/27/19)  
 Hitting percentage..... 308 at Liberty (9/7/19)  
 Assists ..... 3, 2x, last vs. Davidson (9/7/19)  
 Aces ..... 2, 3x, last vs. Charlotte (9/21/19)  
 Digs..... 12 vs. Elon (9/6/19)  
 Blocks..... 1 at Air Force (9/14/19)

#### CAREER HIGHS

Kills..... 17 vs. Notre Dame (10/8/17)  
 Hitting percentage..... 462 vs. South Dakota State (8/25/17)  
 Assists ..... 3, 3x, last vs. Davidson (9/7/19)  
 Aces ..... 8 vs. William & Mary (8/31/18)  
 Digs..... 22 at Charlotte (8/25/18)  
 Blocks..... 5 at Boston College (11/16/18)

#### MATCH-BY-MATCH STATS

Date	Opponent	SP	K	E	A	TA	PCT	SA	SE	TA	PCT	RE	TA	PCT	DIG	BS	BA	BE	TOTAL	BHE	POINTS	HIT%	SCORE	
08/30/2019	vs USC Upstate	2	4	3	9	.111	0	0	.000	2	0	8	1.000	1	4	.750	3	0	0	0	0	6.0	.234	3-1
08/30/2019	at Miami (OH)	1	2	2	6	.000	0	1	.000	0	1	4	.750	0	2	1.000	1	0	0	0	0	2.0	.164	1-3
09/06/2019	vs Elon	4	0	0	5	.000	3	7	.429	0	2	13	.846	0	0	0	0	0	0	0	0	0.0	.214	3-1
09/07/2019	vs Davidson	4	1	3	9	.222	3	3	1.000	2	2	16	.875	0	0	0	0	0	0	0	0	3.0	.179	3-1
09/07/2019	at Liberty	*4	4	0	14	.286	0	6	.000	0	2	12	.833	0	3	1.000	9	0	0	0	0	4.0	.159	1-3
09/10/2019	at VCU	2	0	0	0	.000	0	0	.000	0	2	9	.778	0	0	0	0	0	0	0	0	0.0	.220	1-3
09/13/2019	vs Loyola Chicago	1	0	0	0	.000	0	0	.000	0	0	0	0	0	0	0	0	0	0	0	0	0.0	.333	3-1
09/14/2019	at Air Force	1	2	1	7	.143	1	2	.500	0	3	1.000	0	3	1.000	2	0	1	0	0	0	2.5	.202	3-1
09/20/2019	Chattanooga	2	5	7	18	-.111	0	0	.000	0	2	3	.333	0	0	0	0	0	0	0	0	5.0	.190	3-2
09/21/2019	Charlotte	*3	0	0	1	.000	0	1	.000	2	1	12	.917	0	11	1.000	11	0	0	0	0	2.0	.174	0-3
09/27/2019	at Virginia	2	5	3	15	.133	0	1	.000	0	0	0	0	0	0	0	0	0	0	0	0	5.5	.204	1-3
10/04/2019	at NC State	4	0	2	4	-.500	3	5	.600	0	2	15	.867	0	5	1.000	6	0	0	0	0	0.0	.153	2-3
10/06/2019	at North Carolina	1	0	2	2	.000	0	0	.000	0	0	0	0	0	0	0	0	0	0	0	0	0.0	.346	1-3
10/11/2019	Clemson	1	0	1	1	-.1000	0	0	.000	0	0	0	0	0	0	0	0	0	0	0	0	0.0	.120	1-3
<b>Totals</b>		<b>32</b>	<b>23</b>	<b>23</b>	<b>94</b>	<b>-.011</b>	<b>10</b>	<b>26</b>	<b>.385</b>	<b>6</b>	<b>14</b>	<b>93</b>	<b>.849</b>	<b>1</b>	<b>30</b>	<b>.967</b>	<b>63</b>	<b>0</b>	<b>2</b>	<b>0</b>	<b>0</b>	<b>30.0</b>		

**Player Averages**

Sets Played	Kills per nset	Assists per set	Service aces per set	Digs per set	Blocks per set	Points per set
32	0.72	0.31	0.19	1.97	0.03	0.94



### JENNIFER WILLIAMS

Redshirt Freshman | 6-1  
OH | Staunton, Va.

High School/Club Team  
Robert E. Lee | Richmond

Major: Marketing

# 16

#### 2018-19 ACC Academic Honor Roll

#### AT THE NET

- Has played in two matches.
- Redshirted in 2018.
- Four-year letterwinner.
- Coached by mom, Jan Williams, at Robert E. Lee.
- First-team All-State.
- Led Robert E. Lee to the VHSL state championship.
- Regional Player of the Year.
- First-team All-Region.
- First-team All-Conference.
- First-team All-District.
- All-City/County Player of the Year.
- Conference Player of the Year.
- Racked up more than 1,000 kills in prep career.
- Finished third all-time in VHSL record book for most career blocks.
- Captain.
- Also played tennis.
- Four-year letterwinner and captain.

#### SEASON/CAREER HIGHS

Kills .....  
Hitting percentage.....  
Assists.....  
Aces.....  
Digs.....  
Blocks.....

#### MATCH-BY-MATCH STATS

Date	Opponent	Attack				Set				Serve				Recept				Blocking				Team					
		SP	K	E	TA	PCT	A	TA	PCT	SA	SE	TA	PCT	RE	TA	PCT	DIG	BS	BA	BE	TOTAL	BHE	POINTS	HIT%	SCORE		
10/18/2019	Notre Dame	1	0	2	.000	0	2	.000	0	0	0	.000	0	0	.000	0	0	0	0	0	0	0	0	0	0	.161	1-3
10/20/2019	Louisville	3	2	2	1.000	0	0	.000	0	0	0	.000	0	0	.000	0	0	0	0	0	0	0	0	0	2.0	.235	3-1
<b>Totals</b>		<b>4</b>	<b>2</b>	<b>4</b>	<b>.500</b>	<b>0</b>	<b>2</b>	<b>.000</b>	<b>0</b>	<b>0</b>	<b>0</b>	<b>.000</b>	<b>0</b>	<b>0</b>	<b>.000</b>	<b>0</b>	<b>0</b>	<b>0</b>	<b>0</b>	<b>0</b>	<b>0</b>	<b>0</b>	<b>0</b>	<b>0</b>	<b>2.0</b>		

#### Player Averages

Sets Played	Kills per nset	Assists per set	Service aces per set	Digs per set	Blocks per set	Points per set
4	0.50	0.00	0.00	0.00	0.00	0.50



### RACHEL TAM

Freshman | 5-4  
L/DS | Basking Ridge, N.J.

High School/Club Team  
Ridge | Atlantic Valley & Central Jersey

Major: Business

# 17

#### AT THE NET

- Has played in 10 matches.
- Tallied two digs against UVA (9/27).
- Posted a career-high two digs versus UC Irvine (9/13).
- Collected her first career dig at Liberty (9/7).
- First match at the college level came vs. Northwestern (8/31).
- Four-year letterwinner.
- Courier News 2017 New Jersey Player of the Year.
- NJ Star Ledger 2017 first-team all-state.
- Two-time NJ Skyland first-team all-conference.
- Led Ridge to a state championship in 2017 with a 26-0 record.
- Became the first player in school history to rack up more than 1,000 digs, finishing with 1,171.
- In the classroom, was the president of the National Honor Society.
- Student Council VP.
- Project Adventure Peer Leader and Board Member.
- Habitat for Humanity Class Representative.
- Honor Roll.
- Also considered Georgetown and Wake Forest.
- Her mother, Juanita, played college volleyball at Amherst College.
- Her brother, Jonathan, played baseball at Villanova and made the All-BIG EAST Academic Team and led the league with the best ERA.
- Her sister, Kelsey, played volleyball for Wesleyan University and was named to the All-NESCAC Academic Team.

#### SEASON/CAREER HIGHS

Kills.....  
Hitting percentage.....  
Assists ..... 1 vs. UC Irvine (9/13/19)  
Aces.....  
Digs..... 2, 2x, last at UVA (9/27/19)  
Blocks.....

#### MATCH-BY-MATCH STATS

Date	Opponent	Attack				Set				Serve				Recept				Blocking				Team					
		SP	K	E	TA	PCT	A	TA	PCT	SA	SE	TA	PCT	RE	TA	PCT	DIG	BS	BA	BE	TOTAL	BHE	POINTS	HIT%	SCORE		
08/31/2019	vs Northwestern	3	0	0	.000	0	0	.000	0	1	4	.750	0	0	.000	0	0	0	0	0	0	0	0	0	0	.070	0-3
09/06/2019	vs Elon	4	0	0	.000	0	0	.000	0	0	7	1.000	0	0	.000	2	0	0	0	0	0	0	0	0	0	.214	3-1
09/07/2019	vs Davidson	4	0	0	.000	0	0	.000	0	1	8	.875	0	0	.000	0	0	0	0	0	0	0	0	0	0	.179	3-1
09/07/2019	at Liberty	2	0	0	.000	0	0	.000	0	1	2	.500	0	0	.000	1	0	0	0	0	0	0	0	0	0	.159	1-3
09/10/2019	at VCU	1	0	0	.000	0	0	.000	0	0	1	1.000	0	0	.000	0	0	0	0	0	0	0	0	0	0	.220	1-3
09/13/2019	vs UC Irvine	4	0	0	.000	1	1	1.000	0	1	7	.857	0	0	.000	2	0	0	0	0	0	0	0	0	0	.253	3-2
09/14/2019	at Air Force	3	0	0	.000	0	0	.000	0	2	4	.500	0	0	.000	1	0	0	0	0	0	0	0	0	0	.202	3-1
09/27/2019	at Virginia	2	0	0	.000	0	0	.000	0	1	2	.500	0	2	1.000	2	0	0	0	0	0	0	0	0	0	.204	1-3
09/29/2019	at Pittsburgh	1	0	0	.000	0	1	.000	0	0	0	.000	0	0	.000	0	0	0	0	0	0	0	0	0	0	.263	0-3
10/04/2019	at NC State	1	0	0	.000	0	0	.000	0	0	0	.000	1	2	.500	0	0	0	0	0	0	0	0	0	0	.153	2-3
<b>Totals</b>		<b>25</b>	<b>0</b>	<b>0</b>	<b>.000</b>	<b>1</b>	<b>2</b>	<b>.500</b>	<b>0</b>	<b>7</b>	<b>35</b>	<b>.800</b>	<b>1</b>	<b>4</b>	<b>.750</b>	<b>8</b>	<b>0</b>	<b>0</b>	<b>0</b>	<b>0</b>	<b>0</b>	<b>0</b>	<b>0</b>	<b>0</b>	<b>0</b>		

#### Player Averages

Sets Played	Kills per nset	Assists per set	Service aces per set	Digs per set	Blocks per set	Points per set
25	0.00	0.04	0.00	0.32	0.00	0.00









## NCAA STATS

Statistic	National Rank	Conference Rank	Value	National Leader	Value	Conference Leader	Value
Aces Per Set (332 ranked)	325	15	0.92	Coastal Carolina	2.18	Syracuse	1.58
Assists Per Set (332 ranked)	224	15	11.05	Cincinnati	14.03	Pittsburgh	13.71
Blocks Per Set (332 ranked)	282	14	1.59	VCU	3.32	Florida St.	2.96
Digs Per Set (332 ranked)	161	3	14.51	Bradley	20.24	Notre Dame	15.71
Hitting Percentage (332 ranked)	237	14	0.183	Texas	0.326	Pittsburgh	0.267
Kills Per Set (332 ranked)	242	15	11.80	Cincinnati	14.94	Pittsburgh	14.82
Match W-L Pctg. (331 ranked)	243	15	0.368	Baylor	1.000	Pittsburgh	0.944
Opp Hitting Percentage (332 ranked)	264	11	0.227	New Mexico St.	0.093	Pittsburgh	0.146
Team Assists (332 ranked)	101	4	829	Omaha	1,053	Boston College	901
Team Attacks Per Set (332 ranked)	136	4	35.03	Bradley	41.30	Notre Dame	37.32
Team Digs (332 ranked)	85	2	1,088	Southern Ill.	1,437	NC State	1,093
Team Kills (332 ranked)	113	5	885	Prairie View	1,128	Boston College	962
Team Service Aces (332 ranked)	287	14	69	UMES	183	Boston College	107
Team Total Attacks (332 ranked)	59	1	2,627	Prairie View	3,485	Virginia Tech	2,627
Team Total Blocks (332 ranked)	227	11	119.5	VCU	232.5	North Carolina	177.5

Statistic	Player	National Rank	Conference Rank	Value	National Leader	Value	Conference Leader	Value
Aces Per Set (150 ranked)					Sophia Cerino, Western Ky.	0.79	Julia Bergmann, Georgia Tech	0.51
Assists Per Set (150 ranked)	Talyn Jackson	111	7	9.36	Armania Heckenmueller, Cincinnati	11.69	Matti McKissock, Georgia Tech	11.20
Attacks Per Set (150 ranked)					Sarah Davis, Sacramento St.	13.71	Charley Niego, Notre Dame	11.43
Blocks Per Set (299 ranked)					Jasmin Sneed, VCU	1.74	Taryn Knuth, Florida St.	1.62
Digs Per Set (150 ranked)	Logan Mosley	82	3	4.47	Yumi Garcia, Charlotte	6.57	Kaylee Frazier, NC State Kelsey Miller, Virginia	4.48 4.48
Hitting Percentage (150 ranked)					Kodie Comby, Georgia Tech	0.468	Kodie Comby, Georgia Tech	0.468
Kills Per Set (150 ranked)					Jordan Thompson, Cincinnati	6.20	Polina Shemanova, Syracuse	4.52
Kills SG Highs (0 ranked)								
Points (150 ranked)					Jordan Thompson, Cincinnati	436.0	Melissa Evans, NC State	302.5
Points Per Set (150 ranked)					Jordan Thompson, Cincinnati	6.81	Polina Shemanova, Syracuse	5.20
Service Aces (124 ranked)					Sophia Cerino, Western Ky.	53	Jelena Novakovic, Virginia	33
Total Assists (150 ranked)	Talyn Jackson	44	2	683	Rachel Koop, UNI	856	Zoe Nunez, Notre Dame	733
Total Attacks (149 ranked)	Cera Powell	149	3	615	Sarah Davis, Sacramento St.	1,124	Charley Niego, Notre Dame	789
Total Blocks (194 ranked)					Jasmin Sneed, VCU	122	Taryn Knuth, Florida St.	84
Total Digs (298 ranked)	Logan Mosley	47	1	331	Yumi Garcia, Charlotte	506	Logan Mosley, Virginia Tech	331
Total Kills (149 ranked)					Jordan Thompson, Cincinnati	397	Melissa Evans, NC State	273
Triple Doubles (12 ranked)					Rachel Maguire, Southern Ill.	9		





### COMBINED SEASON STATS

##	Player	SP	Attack					Set		Serve			RE	Dig		Blocking					PTS	
			K	K/S	E	TA	PCT	A	A/S	SA	SE	SA/S		DIG	DIG/S	BS	BA	TOT/S	BLK/S	BE		BHE
1	Smith, Kaity	49	105	2.14	50	334	.165	10	0.20	3	13	0.06	23	109	2.22	2	7	9	0.18	0	1	113.5
2	Zier, Anabel	76	107	1.41	43	286	.224	2	0.03	7	23	0.09	0	21	0.28	13	47	60	0.79	6	1	150.5
3	Powell, Cera	75	179	2.39	83	603	.159	4	0.05	3	8	0.04	2	41	0.55	3	21	24	0.32	1	1	195.5
4	Mosley, Logan	75	3	0.04	2	15	.067	58	0.77	16	7	0.21	17	343	4.57	0	0	0	0.00	0	1	19.0
5	Raffety, Carol	30	1	0.03	0	2	.500	7	0.23	4	9	0.13	4	31	1.03	0	0	0	0.00	0	0	5.0
6	Robinson, Angel	13	15	1.15	8	49	.143	1	0.08	0	0	0.00	0	0	0.00	1	5	6	0.46	0	0	18.5
7	Wyner, Tessa	51	140	2.75	62	406	.192	1	0.02	6	13	0.12	11	80	1.57	0	16	16	0.31	8	0	154.0
10	Thomas, Kylie	71	1	0.01	0	5	.200	12	0.17	9	13	0.13	16	159	2.24	0	0	0	0.00	0	0	10.0
11	Lynch, Sarah Jane	16	2	0.13	0	8	.250	32	2.00	3	2	0.19	0	9	0.56	0	1	1	0.06	0	2	5.5
14	Talamazzi, Ester	32	23	0.72	24	91	-.011	10	0.31	6	14	0.19	1	63	1.97	0	2	2	0.06	0	0	30.0
16	Williams, Jennifer	4	2	0.50	0	4	.500	0	0.00	0	0	0.00	0	0	0.00	0	0	0	0.00	0	0	2.0
17	Tam, Rachel	25	0	0.00	0	0	.000	1	0.04	0	7	0.00	1	8	0.32	0	0	0	0.00	0	0	0.0
19	Cerchio, Marisa	74	207	2.80	83	535	.232	2	0.03	1	0	0.01	0	18	0.24	0	36	36	0.49	4	0	226.0
20	McKinzie, Abby	46	0	0.00	0	3	.000	4	0.09	5	9	0.11	5	55	1.20	0	0	0	0.00	0	0	5.0
22	Young, Kai	59	64	1.08	35	185	.157	0	0.00	0	0	0.00	0	9	0.15	1	43	44	0.75	12	0	86.5
23	Jackson, Talyn	74	54	0.73	18	148	.243	701	9.47	12	12	0.16	0	169	2.28	2	19	21	0.28	3	13	77.5
<b>VIRGINIA TECH</b>		<b>83</b>	<b>981</b>	<b>11.82</b>	<b>443</b>	<b>2920</b>	<b>.184</b>	<b>921</b>	<b>11.10</b>	<b>78</b>	<b>144</b>	<b>0.94</b>	<b>103</b>	<b>1209</b>	<b>14.57</b>	<b>26</b>	<b>203</b>	<b>127.5</b>	<b>1.54</b>	<b>38</b>	<b>19</b>	<b>1,021.5</b>
<b>Opponents</b>		<b>83</b>	<b>1132</b>	<b>13.64</b>	<b>460</b>	<b>2974</b>	<b>.226</b>	<b>1056</b>	<b>12.72</b>	<b>104</b>	<b>181</b>	<b>1.25</b>	<b>78</b>	<b>1281</b>	<b>15.43</b>	<b>31</b>	<b>239</b>	<b>150.5</b>	<b>1.81</b>	<b>29</b>	<b>31</b>	<b>1,221.5</b>

#### Team statistics

ATTACK		
Kills	981	1132
Errors	443	460
Total Attacks	2920	2974
Attack Pct	.184	.226
Kills/Set	11.8	13.6
SET		
Assists	921	1056
Attempts	2958	3036
Assist Pct	.311	.348
Assists/Set	11.1	12.7
SERVE		
Aces	78	104
Errors	144	181
Attempts	1772	1862
Serve Pct	.919	.903
Aces/Set	0.9	1.3
SERVE RECEPTIONS		
Errors	103	78
Errors/Set	1.2	0.9
Attempts	1680	1628
Reception Pct	.939	.999
DEFENSE		
Digs	1209	1281
Digs/Set	14.6	15.4
BLOCKING		
Block solo	26	31
Block Assist	203	239
Total Blocks	127.5	150.5
Blocks/Set	1.5	1.8
Block Errors	38	29
Ball handling errors	19	31
ATTENDANCE		
Total	4463	6038
Dates/Avg Per Date	7/638	8/755
Neutral Site #/Avg	6/40	-
Current win streak	1	-
Home win streak	1	-

#### Team Results

08/30/2019	vs USC Upstate	W	3-1	25-11,25-27,25-22,25-12	0
08/30/2019	at Miami (OH)	L	1-3	21-25,20-25,25-18,17-25	564
08/31/2019	vs Northwestern	L	0-3	21-25,12-25,21-25	101
09/06/2019	vs Elon	W	3-1	25-19,25-18,21-25,25-19	79
09/07/2019	vs Davidson	W	3-1	21-25,25-23,25-21,25-16	62
09/07/2019	at Liberty	L	1-3	25-23,22-25,15-25,22-25	619
09/10/2019	at VCU	L	1-3	25-21,19-25,19-25,19-25	498
09/13/2019	vs UC Irvine	W	3-2	25-19,25-14,22-25,22-25,15-8	0
09/13/2019	vs Loyola Chicago	W	3-1	21-25,25-20,25-23,25-22	0
09/14/2019	at Air Force	W	3-1	25-15,25-19,23-25,25-21	274
09/20/2019	Chattanooga	W	3-2	25-22,19-25,25-23,23-25,15-7	147
09/20/2019	Arkansas St.	L	1-3	25-27,25-19,22-25,22-25	758
09/21/2019	Charlotte	L	0-3	13-25,25-27,14-25	629
* 09/27/2019	at Virginia	L	1-3	26-28,25-23,13-25,20-25	1089
* 09/29/2019	at Pittsburgh	L	0-3	14-25,22-25,18-25	935
* 10/04/2019	at NC State	L	2-3	19-25,30-28,12-25,25-20,5-15	1377
* 10/06/2019	at North Carolina	L	1-3	20-25,25-22,22-25,21-25	682
* 10/11/2019	Clemson	L	1-3	25-18,21-25,18-25,10-25	748
* 10/13/2019	Georgia Tech	L	0-3	15-25,15-25,16-25	713
* 10/18/2019	Notre Dame	L	1-3	25-19,11-25,22-25,25-27	921
* 10/20/2019	Louisville	W	3-1	19-25,25-22,25-21,25-17	547





**1**  
Kaity SMITH  
OH | 6-1 | So.  
Florence, Ky.



**2**  
Anabel ZIER  
MB/RS | 6-2 | Fr.  
Blacksburg, Va.  
(ZEER)



**3**  
Cera POWELL  
OH | 6-0 | Fr.  
Pittsboro, N.C.  
(SEER-uh)



**4**  
Logan MOSLEY  
L/DS | 5-6 | Fr.  
Apex, N.C.



**5**  
Carol RAFFETY  
L/DS | 5-11 | Sr.  
Novato, Calif.



**6**  
Angel ROBINSON  
MB | 6-0 | So.  
Norman, Okla.



**7**  
Tessa WYNER  
OH | 5-11 | So.  
Charleston, W.Va.



**10**  
Kylie THOMAS  
L/DS | 5-7 | Jr.  
Sterling, Va.



**11**  
Sarah Jane LYNCH  
S | 6-2 | So.  
Roswell, Ga.



**14**  
Ester TALAMAZZI  
OH | 6-0 | Sr.  
Campo Ligure, Genoa, Italy  
(Tal-uh-MAHT-zee)



**16**  
Jennifer WILLIAMS  
OH | 6-1 | r-Fr.  
Staunton, Va.



**17**  
Rachel TAM  
L/DS | 5-4 | Fr.  
Basking Ridge, N.J.



**19**  
Marisa CERCHIO  
MB/RS | 6-3 | Jr.  
Cincinnati, Ohio  
(SIR-ko)



**20**  
Abby McKINZIE  
L/DS | 5-9 | Sr.  
East Leroy, Mich.



**22**  
Kai YOUNG  
MB | 5-11 | Jr.  
Charlotte, N.C.



**23**  
Talyn JACKSON  
S | 5-11 | So.  
Gardnerville, Nev.  
(TAL-Lynn)



Jill WILSON  
Head Coach  
LSU, 2001



John WASIELEWSKI  
Associate Head Coach  
Penn State, 1990  
(Was-uh-LEW-ski)




Thomas AMBERG  
Assistant Coach  
UCLA, 2012



Leah JOSEPH  
Director of Operations  
Georgia Southern, 2016



Lauren REICHARD  
Volunteer Assistant Coach  
Georgia Southern, 2019  
(REE-kerd)



Kayla RESCO  
Head Manager

