



HOKIES®

2019 Virginia Tech Volleyball Match Notes

#Next

Oct. 18-20 | Matches 20 & 21
Cassell Coliseum | Blacksburg, Va.

INFORMATION

Virginia Tech Hokies



Record.....7-12, 0-6 ACC
Starters R/L.....4+Libero/2
Head Coach.....Jill Wilson
Record (Years).....31-49 (3rd)

[RV] Notre Dame Fighting Irish



Record.....13-4, 6-1 ACC
Starters R/L.....4/2+Libero
Head Coach.....Mike Johnson
Record (Years).....29-16 (2nd)

No. 23 Louisville Cardinals



Record.....14-3, 7-0 ACC
Starters R/L.....3/3+Libero
Head Coach.....Dani Busboom Kelly
Record (Years).....60-19 (3rd)

NUMBERS TO KNOW

1

Tech is still looking for its first conference victory this fall, and has a tough slate this weekend with its hardest two-match stretch (No. 11, 20 RPI) of the season on deck.

8

The Hokies look to stop the bleeding this weekend, as they are unfortunately on an eight-match losing streak, which is the longest in the Jill Wilson era. (previous high was 5)

STARTERS

#	Name	K	Pct.	A	D	B
1	Kaity Smith (OH)	101	.158	9	107	6
2	Anabel Zier (MB)	115	.251	2	22	58
3	Cera Powell (OH)	174	.141	4	40	27
7	Tessa Wyner (OH)	135	.195	1	75	16
19	Marisa Cerchio (MB)	205	.237	3	18	36
23	Talyn Jackson (S)	53	.252	683	157	20
4	Logan Mosley (L)	4	.133	59	320	0

AT THE NET

- Virginia Tech's volleyball team will be at home at Carilion Clinic Court at Cassell Coliseum for the second weekend in a row.
- After falling in both matches last weekend, the Hokies welcome two foes they have yet to crack in the Jill Wilson era, as they are a combined 0-6 (0-3 each) against [RV] Notre Dame and No. 23 Louisville since 2017.
- Ironically, of the six matches Tech has played against the two schools, its lone time taking a set from each has been inside Cassell, with 3-0 sweeps the last two years on the road and 3-1 setbacks in Blacksburg (both in 2017).
- All three coaches this weekend are pretty new to their respective schools, including Tech's Wilson and Louisville's Dani Busboom Kelly taking over the same year in 2017. Busboom Kelly has the upper hand. (More on page 4)

WHO TO WATCH



- Setter Talyn Jackson filled up the stat sheet vs. Clemson, showing her versatility with 34 assists, two kills, three digs and two blocks.
- She is also due for a double-double (last on Sept. 27 vs. UVA), so be on watch for that.

- While Jackson quarterback the offense, libero Logan Mosley has led the way defensively with double-digit dig outings last weekend.
- The freshman has gotten four 10-dig plus matches in a row.



LAST TIME OUT

- Tech kicked off its first home ACC weekend, playing host to Clemson (7-10, 1-5) and Georgia Tech (10-7, 3-3) and fell in both matches.
- Against the Tigers, junior Kaity Smith posted her third straight double-double in a row.
- Versus the Yellow Jackets, freshman Cera Powell tallied eight kills and her highest hitting percentage (.250) since Sept. 13.

Schedule

AUGUST

23	vs. JAMES MADISON#	L, 3-1
30	(1) vs. USC UPSTATE	W, 3-1
30	(1) AT MIAMI (OHIO) (MIAMIREDHAWKS.COM)	L, 3-1
31	(1) vs. NORTHWESTERN	L, 3-0

SEPTEMBER

6	(2) vs. ELON	W, 3-1
7	(2) vs. DAVIDSON	W, 3-1
7	(2) AT LIBERTY (ESPN+)	L, 3-1
10	AT VCU (ESPN+)	L, 3-1
13	(3) vs. UC IRVINE (MOUNTAIN WEST NETWORK)	W, 3-2
13	(3) vs. LOYOLA CHICAGO (MOUNTAIN WEST NETWORK)	W, 3-1
14	(3) AT AIR FORCE (MOUNTAIN WEST NETWORK)	W, 3-1
20	(4) CHATTANOOGA (ACC NETWORK EXTRA)	W, 3-2
20	(4) ARKANSAS STATE (ACC NETWORK EXTRA)	L, 3-1
21	(4) CHARLOTTE (ACC NETWORK EXTRA)	L, 3-0
27	AT VIRGINIA* (ACC NETWORK EXTRA)	L, 3-1
29	AT No. 4/3 PITT* (ACC NETWORK)	L, 3-0

OCTOBER

4	AT NC STATE* (ACC NETWORK EXTRA)	L, 3-2
6	AT NORTH CAROLINA* (ACC NETWORK EXTRA)	L, 3-1
11	CLEMSON* (ACC NETWORK EXTRA)	L, 3-1
13	GEORGIA TECH* (ACC NETWORK EXTRA)	L, 3-0
18	[RV] NOTRE DAME* (ACC NETWORK EXTRA)	6 P.M.
20	No. 23 LOUISVILLE* (ACC NETWORK EXTRA)	1 P.M.
25	AT DUKE* (ACC NETWORK EXTRA)	6:30 P.M.
27	AT WAKE FOREST* (ACC NETWORK EXTRA)	1 P.M.

NOVEMBER

1	[RV] FLORIDA STATE* (ACC NETWORK EXTRA)	6 P.M.
3	MIAMI (FLA.)* (ACC NETWORK EXTRA)	NOON
8	AT BOSTON COLLEGE* (ACC NETWORK EXTRA)	7:30 P.M.
10	AT SYRACUSE* (ACC NETWORK EXTRA)	1 P.M.
15	AT CLEMSON* (ACC NETWORK EXTRA)	7 P.M.
24	WAKE FOREST* (ACC NETWORK EXTRA)	NOON
27	VIRGINIA* (ACC NETWORK EXTRA)	6 P.M.
29	NORTH CAROLINA* (ACC NETWORK EXTRA)	3 P.M.

EXHIBITION | * ACC MATCH | AT THE TIME RANKING/CURRENT RANKING

- 1 - MIAMI BEST WESTERN SYCAMORE INN INVITATIONAL
- 2 - LIBERTY INVITATIONAL
- 3 - AMY SVOBODA MEMORIAL CLASSIC
- 4 - HOKIE INVITATIONAL

VIRGINIA TECH CONTACT

Lance Dozier
Assistant Director, Strategic Communications
Phone: (507) 993-1898
Email: lance17@vt.edu

Social



@HokiesVB



@HokiesVB



/HokieSports



@VT_VBall



AVCA Top 25 Poll - Week 7

Oct. 14 | *Opponents in italics*

Team (1st place)	Points	Record	Last
1 Baylor (61)	1595	15-0	1
2 Stanford (2)	1502	11-3	2
3 <i>Pitt (1)</i>	1466	17-1	3
4 Texas	1374	11-2	4
5 Nebraska	1313	13-2	5
6 Wisconsin	1302	10-4	7
7 Minnesota	1178	11-3	6
8 Penn State	1139	12-3	8
9 BYU	1120	16-2	9
10 Washington	1008	13-3	11
11 Creighton	948	13-3	13
12 Marquette	878	15-3	10
13 Florida	774	13-3	14
14 Colorado State	738	16-1	15
15 California	710	15-1	16
16 Kentucky	627	11-5	12
17 Illinois	544	9-6	17
18 Utah	525	13-4	18
19 Rice	433	16-1	21
20 Purdue	420	11-4	20
21 Washington State	269	15-3	24
22 Hawai'i	248	14-3	19
23 <i>Louisville</i>	198	13-3	25
24 WKU	113	19-1	NR
25 Missouri	79	10-4	22

Receiving Votes: San Diego 74; *Florida State 65*; Michigan 26; Stephen F Austin 23; Oregon 18; USC 16; UC Santa Barbara 14; Cal Poly 12; *Notre Dame 12*; UCLA 10; Ole Miss 9; Georgia 6

QUICK FACTS

University NameVirginia Tech
 LocationBlacksburg, Va.
 Founded1872
 Enrollment34,440
 President..... Dr. Timothy Sands
 Director of Athletics..... Whit Babcock
 NicknameHokies
 MascotHokie Bird
 Colors..... Chicago Maroon and Burnt Orange
 Conference.....Atlantic Coast

2018 INFORMATION, 2019 PREVIEW

Overall Record 14-16
 ACC Record5-13 (T11th)
 Starters Returning/Lost..... 4 + Libero/2
 Letterwinners Returning/Lost..... 12/3
 Newcomers.....4
 Home Court..... Cassell Coliseum
 Capacity 9,275

2019 Key Information

RETURNING STARTERS (4 + Libero)

Marisa Cerchio MB/RS
 Carol Raffety L/DS
 Kaity Smith OH
 Ester Talamazzi OH
 Kai Young MB

Tallied 211 kills, 117 blocks
 Sixth in ACC for digs per set (3.93), team-high 421 digs
 Nine double-doubles, 24 matches with 10-plus kills
 Seven double-doubles, 245 kills, 34 aces
 Collected 72 kills, 56 blocks

OTHERS RETURNING (7)

Talyn Jackson S
 Sarah Jane Lynch S
 Abby McKinzie L/DS
 Angel Robinson MB
 Kylie Thomas L/DS
 Jennifer Williams OH
 Tessa Wyner OH

Had 127 assists, 31 digs, 16 blocks in 38 sets
 Totaled 21 digs, six aces in 65 sets
 Recorded 51 digs, five aces in 57 sets
 Posted 46 kills, 25 blocks in 46 sets
 Tallied 127 digs, 18 aces in 88 sets
 Redshirted
 Registered nine kills, 14 digs in 23 sets

NEWCOMERS (4)

Logan Mosley L/DS
 Cera Powell OH
 Rachel Tam L/DS
 Anabel Zier MB

2017 NCISAA Player of the Year, NCISAA first-team all-state
 Big 8 Player of the Year, All-Metro team
 2017 Courier News N.J. Player of the Year, first-team all-state
 VHSA all-state, District and Region Player of the Year

STARTERS LOST (2)

Rhegan Mitchell S
 Jaila Tolbert RS

Racked up 1,122 assists (9.93 a/s), 243 digs, 66 kills
 Tallied a team-high 318 kills (.318 clip), 2nd team All-ACC

NCAA RPI

Oct. 13 | *Opponents in italics*

#	Team	Conference	Record
1	Baylor	Big 12	15-0
2	Stanford	Pac-12	11-3
3	Wisconsin	Big Ten	10-4
4	Nebraska	Big Ten	13-2
5	Texas	Big 12	11-2
6	Washington	Pac-12	13-3
7	Pitt	ACC	17-1
8	Kentucky	SEC	11-5
9	Hawaii	Big West	14-3
10	Creighton	Big East	13-3
11	Louisville	ACC	13-3
12	Minnesota	Big Ten	11-3
13	Colorado State	Mountain West	16-1
14	Marquette	Big East	15-3
15	Rice	C-USA	16-1
16	California	Pac-12	15-1
17	Penn State	Big Ten	12-3
18	Florida	SEC	13-3
19	Missouri	SEC	10-4
20	Notre Dame	ACC	13-3
21	BYU	WCC	16-2
22	UCLA	Pac-12	9-6
23	Purdue	Big Ten	11-4
24	Illinois	Big Ten	9-6
25	Utah	Pac-12	13-4
26	Texas A&M	SEC	11-5
27	Iowa State	Big 12	11-6
28	Cincinnati	AAC	14-4
29	UCF	AAC	12-6
30	WKU	C-USA	19-1

No.	Name	Pos.	Ht.	Cl.	Hometown	High School (Previous School)
1	Kaity Smith	OH	6'1"	So.	Florence, Ky.	Randall Cooper
2	Anabel Zier	MB/RS	6'2"	Fr.	Blacksburg, Va.	Blacksburg
3	Cera Powell	OH	6'0"	Fr.	Pittsboro, N.C.	Northwood
4	Logan Mosley	L/DS	5'6"	Fr.	Apex, N.C.	Cary Christian
5	Carol Raffety	L/DS	5'11"	Jr.	Novato, Calif.	Marin Catholic
6	Angel Robinson	MB	6'0"	Fr.	Norman, Okla.	Norman North
7	Tessa Wyner	OH	5'11"	Fr.	Charleston, W.Va.	George Washington
10	Kylie Thomas	L/DS	5'7"	So.	Sterling, Va.	Potomac Falls
11	Sarah Jane Lynch	S	6'2"	Fr.	Roswell, Ga.	Mount Pisgah Christian
14	Ester Talamazzi	OH	6'0"	So.	Campo Ligure, Genoa, Italy	Liceo Scientifico A. Antonelli
16	Jennifer Williams	OH	6'1"	Fr.	Staunton, Va.	Robert E. Lee
17	Rachel Tam	L/DS	5'4"	Fr.	Basking Ridge, N.J.	Ridge
19	Marisa Cerchio	MB/OH	6'3"	So.	Cincinnati, Ohio	Turpin
20	Abby McKinzie	L/DS	5'9"	Jr.	East Leroy, Mich.	St. Philip Catholic Central
22	Kai Young	MB	5'11"	So.	Charlotte, N.C.	Charlotte Christian
23	Talyn Jackson	S	5'11"	Fr.	Gardnerville, Nev.	Douglas

Head Coach: Jill Wilson (LSU, 2001), Third Season

Associate Head Coach: John Wasielewski (Penn State, 1990), Third season

Assistant Coach: Thomas Amberg (UCLA, 2012), Third season

Volunteer Assistant Coach: Lauren Reichard (Georgia Southern, 2019), First season

Director of Operations: Leah Joseph (Georgia Southern, 2016), Third season

Pronunciations

Marisa Cerchio: SER-ko
 Cera Powell: SEER-uh
 Lauren Reichard: REE-kerd

Ester Talamazzi: Tal-uh-MAHT-zee
 John Wasielewski: Was-uh-LEW-ski
 Tessa Wyner: WHY-ner

Anabel Zier: Zeer





ACC Standings

#	Team	Overall	ACC	Pct.
1.	No. 23 Louisville	14-3	7-0	.824
	No. 3 Pitt	17-1	6-0	.944
3.	[RV] Notre Dame	13-4	6-1	.765
4.	Boston College	14-5	5-1	.737
5.	[RV] Florida State	10-5	4-2	.667
	North Carolina	7-9	4-2	.438
7.	Georgia Tech	10-7	3-3	.588
	Miami (Fla.)	7-7	3-3	.500
9.	NC State	7-11	2-4	.389
	Syracuse	5-8	2-4	.385
11.	Wake Forest	11-6	1-5	.647
	Virginia	9-10	1-5	.474
	Duke	8-11	1-5	.421
14.	Clemson	7-10	1-5	.412
15.	Virginia Tech	7-12	0-6	.368

Preseason ACC Coaches' Poll

#	Team (First-place votes)	Points
1.	Pitt (13)	195
2.	Florida State (2)	174
3.	Louisville	167
4.	Notre Dame	164
5.	North Carolina	120
6.	Syracuse	118
7.	Duke	113
8.	Clemson	105
9.	NC State	101
10.	Miami (Fla.)	90
11.	Georgia Tech	86
12.	Boston College	52
13.	Virginia Tech	39
14.	Virginia	33
15.	Wake Forest	18

ACC Preseason All-Conference

Brooke Bailey, OH, R-Jr., Clemson
 Kaylin Korte, OH, R-Jr., Clemson
 Payton Schwantz, OH, Jr., Duke
 Payton Caffrey, OH, Sr., Florida State
 Taryn Knuth, MB, Jr., Florida State
 Mikaila Dowd, OH, So., Georgia Tech
 Melanie McHenry, OH, Sr., Louisville
 Elizaveta Lukianova, OH, R-Jr., Miami
 Melissa Evans, OPP, Jr., NC State
 Sydney Bent, RS, So., Notre Dame
 Charley Niego, OH, So., Notre Dame
 Zoe Nunez, S, So., Notre Dame
 Kayla Lund, OH, Jr., Pitt
 Nika Markovic, RS, Sr., Pitt
 Layne Van Buskirk, MB, Sr., Pitt
 Stephanie Williams, OH, R-Sr., Pitt
 Polina Shemanova, OH, So., Syracuse
 Sarah Billiard, OH/RS, Jr., Virginia

GREENSBORO, N.C. – Pitt has been picked to win its third straight Atlantic Coast Conference volleyball title in a vote of the league's 15 head coaches.

The two-time reigning ACC Champion Panthers received 13 first-place votes and 195 points, as coaches were not allowed to vote for their own team.

Fifteen of the 18 honorees on the 2019 Pre-season All-ACC Volleyball Team earned 2018 All-ACC nods, with eight earning first team designations and two earning annual awards.

UNO TRIPLES

- Kaity Smith, whose jersey number is No. 1, hence uno, got three double-doubles in a row for the first time in her storied career.
- During that stretch against NC State, North Carolina and Clemson between Oct. 4-11, Smith became just the second player in the Jill Wilson era to accomplish the feat (Talyn Jackson).
- Smith, who has worked her way back into the lineup after a slow start due to her recovery from offseason surgery, averaged 2.92 kills and 3.62 digs per set those three matches.

A WIN WOULD

- Snap Tech's longest losing streak since 2016 (eight matches), which was under then-coach Chris Riley.
- Give the Hokies their first ACC league win, which took the longest to get in school history (previous worst took five matches in 2010 after a 1-4 start).
- Mark Tech's first win over Notre Dame since 2016 and its first victory over Louisville since 1992, which would end an 11-match losing streak to the Cards.
- Would be Tech's first top-20 RPI win in the Jill Wilson era and potentially her first win over a ranked opponent and the Hokies' first since 2015 (No. 19 Michigan State).

20-20

- Similar to how 20-20 vision is ideal, Virginia Tech had two players have 20 or more digs in the same match for the first time in the Jill Wilson era at NC State on Oct. 4.
- The two players were Logan Mosley (26 digs) and Kylie Thomas (22) in the five-setter.
- Mosley's 26 were her second-most ever and Thomas' 22 were her most and her first time cracking the 20-dig plateau.

CLOSE BUT NO CIGAR

- Tech jumped out to a big lead in the second set at No. 4 Pitt on Sept. 29, owning a 9-5 lead early.
- The Hokies extended their lead to five points at 20-15, their biggest lead of the match, but Pitt got hot and finished on a 10-2 run to win it 25-22.
- It would have marked the first time Tech has ever won a set against a top-five team.

DOUBLING DOWN

- Setter Talyn Jackson accomplished something that hasn't been done yet since Wilson's arrival to Tech, recording seven straight double-doubles.
- The previous best in the Jill Wilson era was just two in a row, which Kaity Smith and Ester Talamazzi have done, as well as former setter Rhegan Mitchell, who graduated this past May.
- During that stretch from Sept. 7-20, Jackson averaged 9.9 assists and 2.6 digs per set. (More info page 9)

RACKING IT UP

- With trips to Ohio and Colorado for nonconference tournaments, the Hokies racked up over 3,704 miles of travel in those two weekends alone.
- Tech's other trip in nonconference action was to Lynchburg, Virginia, an hour 45-minute drive.

RECORD BREAKER

- In just her fifth collegiate match, freshman Logan Mosley turned in an impressive outing against Davidson in Lynchburg, Virginia, racking up a school-record 39 digs.
- The previous Tech record was 37 digs set by Jill Gergen and that mark stood for a decade.
- Mosley became just the fifth player in school history to join the 30-dig club.

#	Name	Opponent	Digs
1.	Logan Mosley	Davidson ('19)	39
2.	Jill Gergen	Clemson ('09)	37
3.	Amanda Cloyd	UNC ('04)	35
4.	Amanda Cloyd	UNC ('06)	33
	Heather Berglund	WKU ('92)	32
6.	Amanda Cloyd	Wake Forest ('06)	32
7.	Morgan O'Neill	Georgia Tech ('12)	30

NOT GREAT, BOB

- The last time Tech beat a ranked team was on Sept. 4, 2015, versus then-No. 19 Michigan State 3-1 in East Lansing.
- Tech is 5-47 (.096) all-time versus ranked opponents and is 0-5 in the Jill Wilson era. Tech has never beaten a top-10 team.
- Of those five wins, the highest came against then-No. 12 Illinois back in 2014.

ACC RANKS

- Libero Logan Mosley sure has come on in a big way so far during her freshman season, owning the No. 3 mark in the ACC for digs per set (4.44).
- Setter Talyn Jackson ranks seventh in the league for assists per set with a 9.31 average.
- One of the better defensive teams in the conference, Tech sits with the fourth-best digs per set mark in the league with a 14.44 average.

INFINITY & BEYOND




- Though senior Abby McKinzie doesn't look like the famous Buzz Lightyear from Disney's classic series of Toy Story, she certainly has attributes like Buzz, being a leader amongst the crowd.
- The defensive specialist is a woman among girls if you will, with being on two major leadership councils.
- One of the councils is being the president of Virginia Tech's SAAC (Student-Athlete Advisory Committee) and more impressively, McKinzie is the president of the ACC's SAAC program, voting on governance issues.
- Not too shabby in the classroom either, the Michigan native is the lone Tech volleyball player to make the ACC Academic Honor Roll three times, respectively.
- In October, McKinzie was a part of the ACC Fall Governance Meeting, which was on Tech's campus, hosting all 15 schools' ADs, SWAs and FARs. The group discussed time demands, pay for play and more.



LAST TIME THE TEAM...

Won a matchvs. Chattanooga, 3-2, 9/20/19
Lost a matchvs. Georgia Tech, 3-0, 10/13/19
Won at homevs. Chattanooga, 3-2, 9/20/19
Lost at homevs. Georgia Tech, 3-0, 10/13/19
Won on the roadat Air Force, 3-1, 9/14/19
Lost on the roadat North Carolina, 3-1, 10/6/19
Won in three setsBoston College, 3-0, 11/4/18
Lost in three setsvs. Georgia Tech, 3-0, 10/13/19
Won in four setsat Air Force, 3-1, 9/14/19
Lost in four setsvs. Clemson, 3-1, 10/11/19
Won in five setsChattanooga, 3-2, 9/20/19
Lost in five setsat NC State, 3-2, 10/4/19
Beat an ACC teamBoston College, 3-0, 11/4/18
Lost to an ACC teamvs. Georgia Tech, 3-0, 10/13/19
Beat an ACC team at homeBoston College, 3-0, 11/4/18
Lost to an ACC team at homevs. Georgia Tech, 3-0, 10/13/19
Beat an ACC team on the roadat Georgia Tech, 3-0, 10/5/18
Lost to an ACC team on the roadat North Carolina, 3-1, 10/6/19
Beat a nonconference teamvs. Chattanooga, 3-2, 9/20/19
Lost to a nonconference teamvs. Charlotte, 3-0, 9/21/19
Beat nonconference team at homevs. Chattanooga, 3-2, 9/20/19
Lost to nonconference team at homevs. Charlotte, 3-0, 9/21/19
Beat nonconference team on roadat Air Force, 3-1, 9/14/19
Lost to nonconference team on roadat VCU, 3-1, 9/10/19
Beat a ranked teamat No. 19 Michigan State, 3-1, 9/4/15
Lost to a ranked teamat No. 4 Pitt, 3-0, 9/29/19
Beat an unranked teamvs. Chattanooga, 3-2, 9/20/19
Lost to an unranked teamvs. Georgia Tech, 3-0, 10/13/19

Started a season 9-02009
Was 10 matches over .500 in a season2013 (11 matches over .500 at 12-1)
Had 70 or more kills in a matchIdaho State, 75, 8/25/17
Had 200 or more attacks in a matchChattanooga, 204, 9/19/15
Hit .300 or better in a matchBoston College, .302, 11/4/18
Hit .400 or better in a matchvs. South Dakota State, .402, 8/25/17
Had 65 or more assists in a matchat Charlotte, 67, 8/25/18
Had 10 or more aces in a matchvs. USC Upstate, 13, 8/30/19
Had 75 or more digs in a matchat NC State, 83, 10/4/19
Had 85 or more digs in a matchAppalachian State, 85, 8/26/16
Had 10.0 or more blocks in a matchvs. Elon, 15, 9/6/19
Had 20.0 or more blocks in a matchVirginia, 20, 11/28/15

			
Hitting Percentage	.219	.233	.197
Kills per set	12.9	12.7	11.8
Assists per set	12.0	11.6	11.1
Digs per set	15.7	12.7	14.5
Blocks per set	2.5	2.5	1.6
Aces per set	1.2	1.4	0.9

TEAM AVERAGES

- Notre Dame owns three of the top six categories outright between the three schools, while being tied with Louisville for blocks per set with a 2.5 average.
- Tech has some work cut out, as it will have to overcome its sub .200 hitting percentage compared to two teams around .225.
- The closest thing offensively is the setter position, hovering from 11-12.

LAST TIME AN INDIVIDUAL...

Had 20 or more kills in a matchvs. Loyola Chicago, 22, Tessa Wyner, 9/13/19
Had 30 or more kills in a matchvs. Idaho State, 30, Kaity Smith, 8/25/17
Had 50 or more attacks in a matchat Boston College, 52, Kaity Smith, 11/16/18
Hit over .500 in a matchvs. Georgia Tech, .500, Marisa Cerchio, 10/13/19
Hit over .600 in a matchat Syracuse, .615, Angel Robinson, 11/18/18
Hit over .800 in a matchWilliam & Mary, .812, Marisa Cerchio, 8/31/18
Had 45 or more assists in a matchUC Irvine, 54, Talyn Jackson, 9/13/19
Had 55 or more assists in a matchClemson, 55, Rhegan Mitchell, 11/21/18
Had 70 or more assists in a matchLiberty, 86, Kelli O'Dell, 10/17/00
Had 4 or more aces in a matchUSC Upstate, 4, Carol Raffety & Logan Mosley, 8/30/19
Had 8 or more aces in a matchWilliam & Mary, 8, Ester Talamazzi, 8/31/18
Had 25 or more digs in a matchNC State, 26, Logan Mosley, 10/4/19
Had 30 or more digs in a matchDavidson, 39, Logan Mosley, 9/7/19
Had 10 or more blocks in a matchClemson, 11, Marisa Cerchio, 11/21/18
Had 15 or more blocks in a matchWest Virginia, 17, Cheryl Stinson, 10/5/01
Opponent had less than 30 kills in a matchNorth Carolina, 27, 9/28/18
Two players had 20 or more kills each in a matchJaila Tolbert (22) & Kaity Smith (21) at Boston College, 11/16/18

What's a Hokie?



The answer leads all the way back to 1896 when Virginia Agricultural and Mechanical College changed its name to Virginia Polytechnic Institute. With the change came the necessity for writing a new cheer and a contest for such a purpose was held by the student body.

Senior O.M. Stull won first prize for his "Hokie" yell which is still used today. Later, when asked if "Hokie" had any special meaning, Stull explained the word was solely the product of his imagination and was used only as an attention-getter for his yell. It soon became a nickname for all Tech teams and for those people loyal to Tech athletics.

The official university school colors - Chicago Maroon and Burnt Orange - also were introduced in 1896. The colors were chosen by a committee because they made a 'unique combination' not worn elsewhere at the time. The official definition of "hokie" is "a loyal Virginia Tech Fan".

RETURNING NUMBERS

- To open the 2019 season, Virginia Tech returns majority of its points scorers, digs and kills personnel, but will have to make up for its assists and blocks categories, with setter Rhegan Mitchell and right-side hitter Jaila Tolbert gone.

Returning	Kills	Assists	Digs	Blocks	Points
2019	71.6%	26.1%	84.7%	42.9%	73.2%


'17 CLASS OF ACC COACHES

- The Atlantic Coast Conference entered 2017 with four new head coaches from its 15 member institutions, including Clemson's Michaela Franklin, Louisville's Dani Busboom Kelly, Virginia's Aaron Smith and Virginia Tech's Jill Wilson.
- Of the four in their second seasons, the Cardinals' Busboom Kelly owns the best winning percentage (.759), followed by the Tigers' Franklin (.396), the Hokies' Wilson (.388) and the Cavaliers' Smith (.304).
- Previously, Busboom Kelly was an assistant coach at Nebraska, Franklin was the associate head coach at Iowa, Wilson was the associate head coach at LSU and Smith was the associate head coach at Virginia, then was promoted by the Cavaliers' athletics director at the time, Craig Littlepage.

Name	Team	Overall	ACC	Home	Away	Neutral
Dani Busboom Kelly	Louisville	60-19	37-6	34-5	19-10	7-4
Jill Wilson	Virginia Tech	31-49	9-35	12-18	7-26	12-5
Michaela Franklin	Clemson	33-50	9-32	19-19	6-28	7-5
Aaron Smith	Virginia	24-55	8-37	15-23	5-26	4-6

YEAR 3

- In 2017, Virginia Tech Athletics implemented a new design on the playing surface at Cassell Coliseum. The basketball and volleyball court displays three iconic campus spots - Torgerson Bridge, Burruss Hall and War Memorial Chapel.
- In addition to the court redesign, Tech redid the floors at the men's basketball practice facility and volleyball practice gym, at a cost of about \$35,000.



RECORD WHEN...

Overall:	7-12
Home:	1-4
Away:	1-7
Neutral:	5-1
Three-set match:	0-4
Four-set match:	5-7
Five-set match:	2-1
Win first set:	5-4
Lose first set:	2-8
Win first two sets:	2-0
Split first two sets:	5-8
Lose first two sets:	0-3
Against top-25 teams:	0-1
Against unranked teams:	7-11
ACC:	0-6
Home:	0-2
Away:	0-4
Three-set match:	0-2
Four-set match:	0-3
Five-set match:	0-1
Win first set:	0-1
Lose first set:	0-5
Win first two sets:	0-0
Split first two sets:	0-4
Lose first two sets:	0-2
Against top-25 teams:	0-1
Higher hitting % than opponent:	6-0
Lower hitting % than opponent:	1-12
Hit over .400:	0-0
Hit over .300:	1-0
Hit over .200:	4-3
Hit under .200:	2-9
Opponent hits under .200:	5-2
More kills than opponent:	6-0
Fewer kills than opponent:	1-12
Same kills as opponent:	0-0
More service aces than opponent:	3-1
Fewer service aces than opponent:	2-10
Same service aces as opponent:	2-1
More digs than opponent:	6-2
Fewer digs than opponent:	1-10
Same digs as opponent:	0-0
More blocks than opponent:	5-1
Fewer blocks than opponent:	2-9
Same blocks as opponent:	0-2
On Tuesday:	0-1
On Wednesday:	0-0
On Friday:	5-5
On Saturday:	2-3
On Sunday:	0-3
In August:	1-2
In September:	6-6
In October:	0-4
In November:	0-0
Current set winning streak:	-
Current set losing streak:	6
Longest set winning streak:	3
Longest set losing streak:	6
Current match winning streak:	-
Current match losing streak:	8
Current ACC match winning streak:	-
Current ACC match losing streak:	6
Longest match winning streak:	3
Longest match losing streak:	8
Current home winning streak:	-
Current home losing streak:	4
Current home ACC winning streak:	-
Current home ACC losing streak:	2

LAST TIME vs. NOTRE DAME

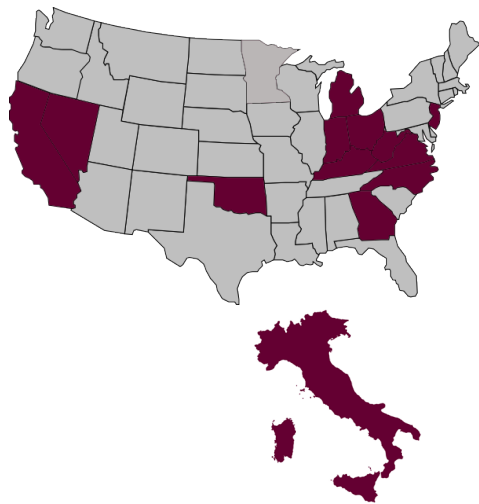
- It was all Irish as the Hokies got beat by 11 points in the first two sets before settling in and losing by five, respectively.
- Ester Talamazzi had a team-high nine kills, while Kaity Smith had a near double-double with seven kills and team-high 10 digs.

VT		Volleyball Box Score The Automated ScoreBook Virginia Tech vs Notre Dame (Oct 14, 2018 at Notre Dame, Ind.)												ACC	
#	Virginia Tech	Attack			Sv	SA	SE	RE	Block			BH	Bt	Pts	
		K	E	TA					BS	BA	BE				
1	Kaity Smith	3	7	6	26	.038	0	1	0	1	10	0	0	0	-
4	Jalia Tolbert	3	7	4	21	.143	0	0	0	0	2	0	2	0	-
9	Rhegan Mitchell	3	0	0	2	.000	22	1	0	0	7	0	0	0	-
14	Ester Talamazzi	3	9	6	25	.120	0	0	1	2	6	0	0	0	-
19	Marisa Cerchio	3	6	3	14	.214	0	0	0	0	1	2	1	0	-
22	Kali Young	3	1	0	2	.500	0	0	0	0	0	0	2	0	-
5	Carol Raffety	2	0	0	0	.000	0	0	0	1	7	0	0	0	-
6	Angel Robinson	3	1	0	2	.500	0	0	1	0	0	1	0	0	-
10	Kylie Thomas	3	0	0	0	.000	0	0	1	1	0	0	0	0	-
11	Sarah Jane Lynch	3	0	0	0	.000	0	1	1	0	1	0	0	0	-
23	Talyn Jackson	2	0	0	3	.000	9	0	0	1	1	0	1	0	-
	Team														-
	Totals	3	31	19	95	.126	31	3	3	7	38	1	6	3	0

#	Notre Dame	Attack			Sv	SA	SE	RE	Block			BH	Bt	Pts	
		K	E	TA					BS	BA	BE				
1	Kaity Smith	3	0	0	0	.000	1	0	1	0	8	0	0	0	-
2	Zoe Nunez	3	1	0	4	.250	41	4	0	0	14	0	3	0	0
5	Charley Niego	3	13	1	26	.462	1	0	1	1	10	0	2	0	-
9	Rebecca Nunge	3	4	0	11	.364	0	2	1	0	1	0	3	0	-
16	Meg Morningsstar	3	2	1	5	.200	0	0	0	0	2	0	9	1	0
20	Madison Cruzado	3	0	0	0	.000	0	0	0	1	5	0	0	0	-
3	Sydney Bent	3	6	3	15	.200	0	0	0	0	1	0	4	0	-
4	Ryann DeJardis	3	0	0	0	.000	0	1	1	0	0	0	0	0	-
12	Jemma Yesdon	3	18	4	33	.424	0	0	0	0	0	0	5	1	0
	Team														-
	Totals	3	44	9	94	.372	43	7	4	3	40	0	26	2	0

WHERE THEY AT

- Tech has 16 players on the squad who represent 12 states and one international country (Italy).
- Virginia & North Carolina are where the most players are from on the team, making up 37.5 percent.



LAST TIME vs. LOUISVILLE

- Kaity Smith and Ester Talamazzi each owned 10 kills, tying for the team best. Talamazzi hit over .300, marking just her third time doing so in an ACC match.
- With the offense out of sync, Talyn Jackson came in off the bench for a bit and got three assists.

VT		Volleyball Box Score The Automated ScoreBook Virginia Tech vs #22 Louisville (Oct 12, 2018 at Louisville, KY)												ACC	
#	Virginia Tech	Attack			Sv	SA	SE	RE	Block			BH	Bt	Pts	
		K	E	TA					BS	BA	BE				
1	Kaity Smith	3	10	7	37	.081	0	0	2	6	0	1	0	0	-
4	Jalia Tolbert	3	3	4	13	.077	0	0	0	1	0	4	0	0	-
9	Rhegan Mitchell	3	1	0	2	.500	12	0	0	0	1	0	0	0	-
14	Ester Talamazzi	3	10	2	24	.333	1	0	2	7	0	1	0	0	-
19	Marisa Cerchio	3	0	1	8	.125	0	0	0	0	0	1	0	0	-
22	Kali Young	2	0	0	3	.000	0	0	0	1	0	3	1	0	-
5	Carol Raffety	3	0	0	0	.000	5	0	0	2	9	0	0	0	-
6	Angel Robinson	1	0	0	1	.000	0	0	0	0	0	0	2	1	0
10	Kylie Thomas	3	0	0	0	.000	0	0	1	3	0	0	0	0	-
11	Sarah Jane Lynch	3	0	0	0	.000	0	1	1	0	0	0	0	0	-
20	Abby McKinzie	3	0	0	0	.000	0	0	0	0	0	0	3	0	0
23	Talyn Jackson	1	0	0	1	.000	3	0	0	0	1	0	0	0	-
	Team	3	24	14	89	.112	21	0	4	7	32	0	12	2	0

#	Louisville	Attack			Sv	SA	SE	RE	Block			BH	Bt	Pts	
		K	E	TA					BS	BA	BE				
5	Piper Roe	3	8	2	16	.375	0	0	0	0	0	0	0	0	-
7	Emily Scott	3	7	3	13	.308	0	0	0	1	2	2	0	0	-
10	Melanie McHenry	3	11	4	24	.292	0	2	3	0	3	0	0	0	-
12	Wilma Rivera	3	1	1	5	.000	46	1	3	0	9	0	0	0	-
14	Megan Sloan	3	12	4	21	.361	0	0	0	2	0	1	0	0	-
18	Ashley Green	3	11	4	26	.269	0	0	1	0	7	1	0	1	-
1	Molly Sauer	3	0	0	0	.000	3	3	1	0	10	0	0	0	-
3	Ashya Martin	1	0	0	0	.000	0	0	1	0	0	0	0	0	-
9	Claire Chaussee	1	0	0	0	.000	0	0	0	0	0	0	0	0	-
11	Marjke VanDyke	1	0	0	0	.000	0	0	1	0	0	0	0	0	-
16	Alexia Vuli	3	0	0	0	.000	0	1	0	0	2	0	0	0	-
17	Mia Stander	1	0	0	0	.000	0	1	1	0	4	0	0	0	-
21	Natalie Palastro	2	0	0	0	.000	0	0	1	0	0	0	0	0	-
	Team	3	50	18	105	.301	49	7	12	0	38	2	4	0	1

STATES/COUNTRY

- Virginia (3)
 - #2 Anabel Zier
 - #10 Kylie Thomas
 - #16 Jennifer Williams
- North Carolina (3)
 - #3 Cera Powell
 - #4 Logan Mosley
 - #22 Kai Young
- Calif., Ga. Ind., Ky., Mich., Minn., N.J., Nev., Ohio, Okla., W.Va. (9)
 - #1 Kaity Smith (Ky.)
 - #5 Carol Raffety (Calif.)
 - #6 Angel Robinson (Okla.)
 - #7 Tessa Wyner (W.Va.)
 - #11 Sarah Jane Lynch (Ga.)
 - #17 Rachel Tam (N.J.)
 - #19 Marisa Cerchio (Ohio)
 - #20 Abby McKinzie (Mich.)
 - #23 Talyn Jackson (Nev.)
- Italy (1)
 - #14 Ester Talamazzi

#Next



The theme for this season is #Next, meaning that the team will be having the mindset of what is next and always thinking about that on and off the court.

No matter what happens, the thought process is to move on to the next play, challenge, day and project.

Players also have a compass that they either have on their wrists or backpacks, reminding them of the four pillars they need to keep constant, including next (north), every (east), simple (south) and willing (west).

Players, fans and coaches will be using the hashtag #Next on social media this season for the theme.

FOR ALL THE MARBLES

- The fifth set has been, traditionally, a tough one for the Hokies since Wilson took over, including just a 2-4 record in 2018.
- Since 2017, Tech is 7-7 in five-setters, with being 3-3 at home, 2-3 away and 2-1 at neutral sites.
- But, in its first five-set match this season, Tech came to play and got the W, jumping out to an 8-2 lead and never looking back, winning the frame 15-8 over UC Irvine last Friday.
- In similar fashion versus Chattanooga, Tech jumped out ahead and was up three points at 8-5 when the two teams switched benches. But then the Hokies got hot and scored six of the next seven points to put it away and eventually win 15-7.
- It was a different story at NC State, though, as the Hokies fell in fifth set due to a slow start by a score of 15-5.

300, BUT NOT BOWLING PERFECTO

- For the first time this season, the Hokies owned a hitting percentage north of .300, hitting .333 against Loyola Chicago in a 3-1 win on Sept. 13.
- It marked the first time since Nov. 4, 2018, that Tech hit over .300 (.302 versus Boston College).
- In the Jill Wilson era, it now has happened 13 times Tech has hit at least .300. It happened five times in 2017 and seven times in 2018.
- However, Chicago Loyola also hit over .300, .304 to be exact, marking the highest opponent hitting percentage clip in a win.
- The previous high by an opponent in a Hokie win was on Aug. 25, 2017, versus Idaho State when it hit .290 in Wilson's first match coaching.

BACK TO BACK

- The Hokies started last season by playing USC Upstate in a nonconference tournament, playing the Spartans in Charlotte, North Carolina.
- Ironically, Tech opened the year with taking on the Spartans again, with this time being in Ohio.
- Both contests saw the Hokies come away with a victory, winning 3-0 in 2018 and 3-1 in 2019.

NONCON TITLES

- Since Tech coach Jill Wilson took over the program in 2017, the Hokies have won six nonconference tournaments.
- Of those six, only one has come at home in Blacksburg, with five on the road.
- Here is the full breakdown of what years those took place and more:

Date	Tournament	Record
8/26/17	Pepsi Panther Invitational (Milwaukee, Wis.)	3-0
9/2/17	A-State Invitational (Jonesboro, Ark.)	2-1
8/25/18	Charlotte Invitational (Charlotte, N.C.)	3-0
9/1/18	Hokie Invitational (Blacksburg, Va.)	3-0
9/8/18	Bobcat Invitational (Athens, Ohio)	2-1
9/14/19	Amy Svoboda Memorial Classic (Colorado Springs, Colo.)	3-0

VS. CANCER

- This fall, the Hokies' volleyball team is honoring one of their teammate's brother's life, as junior Kai Young's brother Colby passed away from pediatric cancer in 2016.
- With Kai opening up more about her tragic loss, Tech is partnering with Vs. Cancer, a signature fundraising campaign of the Pediatric Brain Tumor Foundation, to give children a healthier and happier future.

- Due to this, the Hokies have designated a home contest to be their Vs. Cancer match, which falls on Friday, Nov. 1 against Florida State.
- Leading up to the event, the team has posted on social media to help fundraise for the cause.

WHOSE THE BOSS?

- Tech coach Jill Wilson has done a podcast this season that began in the preseason, with episodes every other week.
- The roughly 10-minute special revolves around Coach Wilson as the host, a player on the team and a guest discussing the theme of the season (#Next, #FutureCEOs), career goals and more.
- To listen to the podcasts, go to hokiesports.com/podcasts.

ENDLINE TO ENDLINE WITH KAI

- Similar to what ESPN's Jay Bilas does in his 94 feet with Jay, Tech's Kai Young, who is a multimedia journalism major, gets to do her thing with asking her teammates fun questions as they take a stroll across the court and underneath the net.
- Young began doing the interviews this past spring and has carried them over into the fall.

THE SCHEDULE

- Tech's opponents in 2019: 19 registered winning seasons, 11 finished in the top 80 of the RPI and three collected 20 or more wins last fall.
- The ACC sent five teams to the NCAA Tournament in 2018, including Pitt, Louisville, Duke, Florida State and Syracuse.

MATCH-BY-MATCH STARTERS

Opponent	Date	MB	MB	OH	OH	RS	S	L
USC Upstate (W, 3-1)	Aug. 30	Angel Robinson	Anabel Zier	Cera Powell	Kaity Smith	Marisa Cerchio	Talyn Jackson	Logan Mosley
Miami (Ohio) (L, 3-1)	Aug. 30	Kai Young	Anabel Zier	Cera Powell	Kylie Thomas (DS)	Marisa Cerchio	Sarah Jane Lynch	Logan Mosley
Northwestern (L, 3-0)	Aug. 31	Kai Young	Anabel Zier	Cera Powell	Tessa Wyner	Carol Raffety (DS)	Talyn Jackson	Logan Mosley
Elon (W, 3-1)	Sept. 6	Kai Young	Anabel Zier	Tessa Wyner	Kylie Thomas (DS)	Marisa Cerchio	Talyn Jackson	Logan Mosley
Davidson (W, 3-1)	Sept. 7	Angel Robinson	Anabel Zier	Tessa Wyner	Kylie Thomas (DS)	Marisa Cerchio	Talyn Jackson	Logan Mosley
Liberty (L, 3-1)	Sept. 7	Kai Young	Anabel Zier	Tessa Wyner	Ester Talamazzi	Kylie Thomas (DS)	Talyn Jackson	Logan Mosley
VCU (L, 3-1)	Sept. 10	Kai Young	Anabel Zier	Cera Powell	Kaity Smith	Marisa Cerchio	Talyn Jackson	Logan Mosley
UC Irvine (W, 3-1)	Sept. 13	Kai Young	Anabel Zier	Kylie Thomas (DS)	Tessa Wyner	Marisa Cerchio	Talyn Jackson	Logan Mosley
Loyola Chicago (W, 3-2)	Sept. 13	Kai Young	Anabel Zier	Kylie Thomas (DS)	Tessa Wyner	Marisa Cerchio	Talyn Jackson	Logan Mosley
Air Force (W, 3-1)	Sept. 14	Kai Young	Anabel Zier	Kylie Thomas (DS)	Tessa Wyner	Marisa Cerchio	Talyn Jackson	Logan Mosley
Chattanooga (W, 3-2)	Sept. 20	Kai Young	Anabel Zier	Cera Powell	Tessa Wyner	Marisa Cerchio	Talyn Jackson	Logan Mosley
Arkansas State (L, 3-1)	Sept. 20	Kai Young	Anabel Zier	Cera Powell	Tessa Wyner	Marisa Cerchio	Talyn Jackson	Logan Mosley
Charlotte (L, 3-0)	Sept. 21	Kai Young	Anabel Zier	Ester Talamazzi	Tessa Wyner	Marisa Cerchio	Talyn Jackson	Logan Mosley
Virginia (L, 3-1)	Sept. 27	Kai Young	Anabel Zier	Kylie Thomas (DS)	Kaity Smith	Marisa Cerchio	Talyn Jackson	Logan Mosley
No. 4 Pitt (L, 3-0)	Sept. 29	Kai Young	Anabel Zier	Cera Powell	Kaity Smith	Abby McKinzie (DS)	Talyn Jackson	Logan Mosley
NC State (L, 3-2)	Oct. 4	Kai Young	Anabel Zier	Cera Powell	Kaity Smith	Abby McKinzie (DS)	Talyn Jackson	Logan Mosley
North Carolina (L, 3-1)	Oct. 6	Angel Robinson	Anabel Zier	Kylie Thomas (DS)	Kaity Smith	Abby McKinzie (DS)	Talyn Jackson	Logan Mosley
Clemson (L, 3-1)	Oct. 11	Marisa Cerchio	Sarah Jane Lynch (S)	Cera Powell	Kaity Smith	Tessa Wyner	Talyn Jackson	Logan Mosley
Georgia Tech (L, 3-0)	Oct. 13	Marisa Cerchio	Anabel Zier	Cera Powell	Kaity Smith	Tessa Wyner	Talyn Jackson	Logan Mosley



AVCA ACADEMIC HONOR

- The AVCA announced that Tech earned the Team Academic Honors for the 2018-19 season.
- The award is given to teams that hold an average 3.30 cumulative team GPA.
- The Hokies finished the academic year with a cumulative team grade point average of 3.48.
- Tech was one of seven ACC schools to make the list, joining Boston College, Florida State, Louisville, Miami (Fla.), Pitt and Syracuse.

SMARTY PANTS

- This past January, the ACC announced its All-ACC Academic Volleyball Team and four Hokies found their names on the prestigious list.
- The four marked the most for Tech since 2014, while tying the second most in the league, trailing Louisville (6) and being tied with Notre Dame and Pitt.
- The four Tech players were outgoing senior Jaiila Tolbert and then three returners in Marisa Cerchio, Carol Raffety and Kaitly Smith.

CHEF CURRY WITH THE POT, BOY

- Since Coach Wilson has taken over, there has been a tradition of having the team split up into three groups and have a cooking competition that stretches over preseason camp.
- Three nights during early August, the girls get to showcase their stuff in the kitchen, making meals for the entire team.
- From appetizers, to entrees to desserts, the players have a blast preparing, cooking and then finally eating a nice home-cooked meal inside Wilson's house.
- After the three nights, which spreads over about 10 days, a group of judges, which is mostly support staff, vote on the top group, with this year's crown going to the setters and middle blockers.
- A fun team-bonding exercise, it also prepares the players for life after college, giving them practical experience with making meals and goes right along with the team's theme #FutureCEOs.

RPI INFO

- The NCAA released the Ratings Percentage Index on Oct. 13, its first release of the season.
- Tech came in at No. 220, worst in the ACC.
- Last year, Tech finished at No. 160, the 11th-best in the ACC, ahead of No. 167 North Carolina, No. 184 Boston College, No. 198 Wake Forest and No. 233 Virginia.
- The ACC had five teams in the top 50, with Pitt (7), Florida State (27), Syracuse (36), Louisville (37) and Duke (44).
- Among the Power Five, the ACC finished tied with the SEC for the third-most teams (5) in the top 50. The Pac-12 (9), Big Ten (7) and Big 12 (3) round out the rest.
- The Hokies finished with the No. 183 RPI in 2017, which was the 12th-best in the ACC topping Virginia (197), Boston College (227) and Clemson (258).

TEAM MATCH-BY-MATCH

Date	Opponent	SP	Attack				Set			Serve				Receipt			Blocking				BHE	POINTS	SCORE	
			K	E	TA	PCT	A	TA	PCT	SA	SE	TA	PCT	RE	TA	PCT	DIG	BS	BA	BE				TOTAL
08/30/2019	vs USC Upstate	4	50	20	128	.234	48	126	.381	13	12	98	.878	4	63	.937	51	4	20	2	14.0	0	0.0	3-1
08/30/2019	at Miami (OH)	4	47	24	140	.164	42	144	.292	3	12	84	.857	5	83	.940	62	1	10	2	6.0	0	0.0	1-3
08/31/2019	vs Northwestern	3	24	17	100	.070	24	100	.240	4	4	55	.927	4	63	.937	39	0	8	1	4.0	1	0.0	0-3
09/06/2019	vs Elon	4	46	13	154	.214	44	155	.284	4	8	95	.916	4	75	.947	70	1	28	1	15.0	2	65.0	3-1
09/07/2019	vs Davidson	4	52	23	162	.179	50	164	.305	5	12	95	.874	4	81	.951	76	2	14	4	9.0	1	66.0	3-1
09/07/2019	at Liberty	4	47	22	157	.159	39	152	.257	1	7	85	.918	10	82	.878	68	1	8	1	5.0	0	53.0	1-3
09/10/2019	at VCU	4	51	24	123	.220	50	128	.391	2	8	83	.904	4	82	.951	47	0	6	4	3.0	1	56.0	1-3
09/13/2019	vs UC Irvine	5	63	24	154	.253	58	165	.352	4	5	108	.954	3	78	.962	61	2	14	2	9.0	0	76.0	3-2
09/13/2019	vs Loyola Chicago	4	63	19	132	.333	56	143	.392	4	6	95	.937	4	85	.953	49	2	8	5	6.0	2	73.0	3-1
09/14/2019	at Air Force	4	45	19	129	.202	43	128	.336	3	5	97	.948	4	67	.940	55	3	14	1	10.0	1	58.0	3-1
09/20/2019	Chattanooga	5	60	28	168	.190	56	169	.331	6	6	107	.944	8	92	.913	75	0	10	0	5.0	2	71.0	3-2
09/20/2019	Arkansas St.	4	42	23	146	.130	40	146	.274	5	5	94	.947	6	87	.931	63	0	17	1	8.5	1	55.5	1-3
09/21/2019	Charlotte	3	35	16	109	.174	33	114	.289	4	5	54	.907	2	68	.971	52	0	0	4	0.0	2	39.0	0-3
09/27/2019	at Virginia	4	53	24	142	.204	51	153	.333	3	5	85	.941	13	95	.863	60	1	6	2	4.0	2	60.0	1-3
09/29/2019	at Pittsburgh	3	25	0	95	.263	25	99	.253	2	8	56	.857	3	65	.954	32	2	2	4	3.0	0	30.0	0-3
10/04/2019	at NC State	5	59	29	196	.153	52	201	.259	1	7	92	.924	3	104	.971	83	1	8	0	5.0	0	65.0	2-3
10/06/2019	at North Carolina	4	53	0	153	.346	51	151	.338	1	6	89	.933	2	87	.977	62	2	4	0	4.0	0	58.0	1-3
10/11/2019	Clemson	4	43	26	142	.120	40	135	.296	3	8	75	.893	8	89	.910	51	0	10	0	5.0	2	51.0	1-3
10/13/2019	Georgia Tech	3	27	16	97	.113	27	94	.287	1	1	48	.979	6	68	.912	32	1	6	0	4.0	0	32.0	0-3
Totals		75	885	367	2627	.197	829	2667	.311	69	130	1595	.918	97	1514	.936	1088	23	193	34	119.5	17	908.5	
Opponents		75	1015	374	2671	.240	944	2728	.346	98	166	1681	.901	69	1465	.953	1143	29	227	25	142.5	27	1090.5	

Team Averages

Sets Played	Kills per set	Assists per set	Service aces per set	Digs per set	Blocks per set	Points per set	Ball handling error per set	Reception errors per set
75	11.80	11.05	0.92	14.51	1.59	12.11	0.23	1.29



PROGRAM HISTORY	
First Year	1977
All-Time Record	747-671-3 (.526)
Conference Champions	(1) 1982, Metro
Tournament Championships	None
NCAA Tournaments	(1) 2010
NIVC Tournaments (0) Steve Lowe Award	1982
Postseason Record	1-1
Best record	(1992) 26-11
Best in NCAAs	(2010) 1-1
Players signed pro	13 since 2006
CASSELL COLISEUM	
Capacity	9,275
Opened	1962
Renovation	2017
Tech Record	377-176 (.682)
Attendance High in Wilson era	2,361 ('17)
Winning Seasons	20
MILESTONES ON DECK	
100 Aces	Carol Raffety, 81
200 Blocks	Marisa Cerchio, 151
1,000 Kills	Kaity Smith, 786
1,000 Assists	Talyn Jackson, 854
1,000 Points	Kaity Smith, 861.5
1,500 Digs	Carol Raffety, 1,373

SCOUTING [RV] NOTRE DAME

- Notre Dame, just like Louisville, enters this weekend coming off of two sweeps against Duke (8-11, 1-5) and Wake Forest (11-6, 1-5) last weekend in North Carolina. However, after their 3-2 setback Wednesday to UofL, the Fighting Irish have yet to lose back-to-back matches this fall, something the Hokies hope to make a reality.
- Head coach Mike Johnson enters his second season in South Bend after being promoted to the head man last year. Johnson has faced Tech just once, but is 1-0 with a 3-0 win on his home court in 2018.
- The Irish are paced offensively by preseason All-ACC pick Zoe Nunez, who boasts the second-best assists per set average in the ACC (10.66).
- Notre Dame leads the all-time series 7-4 against the Hokies and have won four of the last five. The last time Tech won against the Irish in Cassell was in 2014, a 3-0 sweep.

SCOUTING No. 23 LOUISVILLE

- Louisville, before it won on the road at Notre Dame earlier this week, beat Duke and Wake Forest this past weekend. Louisville is tied for first place in the ACC along with No. 3 Pitt (17-1, 6-0).
- Head coach Dani Busboom Kelly enters her third season in Louisville, following her time at Nebraska as the associate head coach. Busboom Kelly, who took over UofL the same year as Tech coach Jill Wilson, has the upper hand in the series with a 3-0 record over the Hokies.
- The Cardinals are led by Anna Stevenson at the net, who ranks seventh in the conference for blocks per set with a 1.20 mark.
- The Hokies trail in the all-time series against Louisville 24-3 and will look to snap their 11-match losing streak to the Cards that dates back to 1992.

OPPONENT MATCH-BY-MATCH

Date	Opponent	SP	Attack				Set			Serve				Recept			Blocking				BHE	POINTS	SCORE	
			K	E	TA	PCT	A	TA	PCT	SA	SE	TA	PCT	RE	TA	PCT	DIG	BS	BA	BE				TOTAL
08/30/2019	vsUSC Upstate	4	33	21	112	.107	30	129	.233	4	10	73	.863	13	86	.849	42	2	10	1	7.0	3	0.0	3-1
08/30/2019	at Miami (OH)	4	51	19	137	.234	49	143	.343	5	9	92	.902	3	72	.958	59	1	14	1	8.0	2	0.0	1-3
08/31/2019	vsNorthwestern	3	47	15	109	.294	44	108	.407	4	11	74	.851	4	51	.922	52	0	12	1	6.0	0	0.0	0-3
09/06/2019	vsElon	4	53	35	167	.108	52	173	.301	4	7	82	.915	4	87	.954	84	0	13	2	6.5	3	63.5	3-1
09/07/2019	vsDavidson	4	45	32	157	.083	43	160	.269	4	5	86	.942	5	83	.940	75	1	4	2	3.0	1	52.0	3-1
09/07/2019	at Liberty	4	57	21	160	.225	53	163	.325	11	14	97	.856	1	78	.987	74	1	10	0	6.0	1	74.0	1-3
09/10/2019	at VCU	4	58	16	127	.331	53	127	.417	4	13	95	.863	2	75	.973	41	2	27	2	15.5	0	77.5	1-3
09/13/2019	vsUC Irvine	5	53	23	148	.203	49	164	.299	3	14	92	.848	4	103	.961	51	3	10	3	8.0	1	64.0	3-2
09/13/2019	vsLoyola Chicago	4	58	17	135	.304	54	146	.370	4	6	91	.934	4	89	.955	41	2	10	3	7.0	1	69.0	3-1
09/14/2019	at Air Force	4	51	34	151	.113	50	151	.331	4	14	81	.827	3	92	.967	53	0	2	1	1.0	1	56.0	3-1
09/20/2019	Chattanooga	5	57	28	164	.177	52	161	.323	8	10	102	.902	6	101	.941	74	0	18	0	9.0	2	74.0	3-2
09/20/2019	Arkansas St.	4	60	35	169	.148	56	165	.339	6	8	95	.916	5	89	.944	71	3	14	1	10.0	1	76.0	1-3
09/21/2019	Charlotte	3	51	5	114	.404	46	108	.426	2	7	75	.907	4	49	.918	54	0	8	3	4.0	1	57.0	0-3
09/27/2019	at Virginia	4	56	18	140	.271	53	145	.366	13	5	100	.950	3	80	.963	52	2	16	2	10.0	3	79.0	1-3
09/29/2019	at Pittsburgh	3	46	0	96	.479	42	94	.447	3	8	73	.890	2	48	.958	43	0	11	0	5.5	4	54.5	0-3
10/04/2019	at NC State	5	71	21	191	.262	67	205	.327	3	8	112	.929	1	85	.988	93	3	22	1	14.0	1	88.0	2-3
10/06/2019	at North Carolina	4	69	0	166	.416	63	162	.389	2	9	96	.906	1	83	.988	69	2	16	2	10.0	1	81.0	1-3
10/11/2019	Clemson	4	47	22	127	.197	43	128	.336	8	3	92	.967	3	67	.955	67	5	4	0	7.0	0	62.0	1-3
10/13/2019	Georgia Tech	3	52	12	101	.396	45	96	.469	6	5	73	.932	1	47	.979	48	2	6	0	5.0	1	63.0	0-3
Opponent totals		75	1015	374	2671	.240	944	2728	.346	98	166	1681	.901	69	1465	.953	1143	29	227	25	142.5	27	1090.5	
Virginia Tech totals		75	885	367	2627	.197	829	2667	.311	69	130	1595	.918	97	1514	.936	1088	23	193	34	119.5	17	908.5	

Team Averages

Sets Played	Kills per set	Assists per set	Service aces per set	Digs per set	Blocks per set	Points per set	Ball handling error per set	Reception errors per set
75	13.53	12.59	1.31	15.24	1.90	14.54	0.36	0.92



MATCH-BY-MATCH LEADERS

Opponent	Date	Kills	% (min. 12 A)	Assists	Aces	Digs	Blocks
USC Upstate (W, 3-1)	Aug. 30	12 - Powell	.455 - Cerchio	24 - Jackson	4 - (2 players)	19 - Mosley	8 - Zeer
Miami (Ohio) (L, 3-1)	Aug. 30	13 - Wyner	.333 - Zier	27 - Jackson	2 - Powell	24 - Mosley	3 - (2 players)
Northwestern (L, 3-0)	Aug. 31	9 - Wyner	.194 - Wyner	21 - Jackson	3 - Mosley	17 - Mosley	3 - Cerchio
Elon (W, 3-1)	Sept. 6	13 - Cerchio	.417 - Zier	38 - Jackson	2 - Jackson	21 - Mosley	8 - Zier
Davidson (W, 3-1)	Sept. 7	14 - Cerchio	.290 - Cerchio	37 - Jackson	2 - Talamazzi	39 - Mosley	5 - Zier
Liberty (L, 3-1)	Sept. 7	13 - Cerchio	.308 - Talamazzi	31 - Jackson	1 - Wyner	16 - Mosley	4 - Robinson
VCU (W, 3-1)	Sept. 10	15 - (2 players)	.333 - Cerchio	43 - Jackson	1 - (2 players)	12 - Jackson	3 - Zier
UC Irvine (W, 3-1)	Sept. 13	17 - (2 players)	.333 - Young	54 - Jackson	1 - (4 players)	22 - Mosley	6 - Zier
Loyola Chicago (W, 3-2)	Sept. 13	22 - Wyner	.500 - Powell	50 - Jackson	2 - (2 players)	13 - (2 players)	4 - Young
Air Force (W, 3-1)	Sept. 14	14 - Powell	.238 - Wyner	34 - Jackson	1 - (3 players)	13 - Jackson	7 - Zier
Chattanooga (W, 3-2)	Sept. 20	19 - Wyner	.500 - Young	50 - Jackson	2 - Mosley	24 - Mosley	3 - Young
Arkansas State (L, 3-1)	Sept. 20	12 - Wyner	.159 - Wyner	35 - Jackson	3 - Jackson	15 - Thomas	7 - Young
Charlotte (L, 3-0)	Sept. 21	8 - Cerchio	.286 - Young	29 - Jackson	2 - Talamazzi	14 - Mosley	None
Virginia (L, 3-1)	Sept. 27	15 - Cerchio	.471 - Zier	42 - Jackson	1 - (3 players)	14 - Jackson	2 - Young
No. 4 Pitt (L, 3-0)	Sept. 29	8 - Smith	.263 - Smith	21 - Jackson	1 - (2 players)	12 - Thomas	1 - (4 players)
NC State (L, 3-2)	Oct. 4	14 - Smith	.429 - Jackson	44 - Jackson	1 - Zier	26 - Mosley	3 - Zier
North Carolina (L, 3-1)	Oct. 6	13 - Powell	.529 - Powell	42 - Jackson	1 - Thomas	21 - Mosley	2 - (2 players)
Clemson (L, 3-1)	Oct. 11	12 - Smith	.292 - Cerchio	34 - Jackson	1 - (3 players)	15 - (2 players)	3 - Zier
Georgia Tech (L, 3-0)	Oct. 13	8 - (2 players)	.500 - Cerchio	25 - Jackson	1 - Cerchio	11 - Mosley	2 - (2 players)

DOUBLE-DOUBLES COUNT

Who	What	When
Talyn Jackson	31 A, 10 D	at Liberty (9/7/19)
Talyn Jackson	43 A, 12 D	at VCU (9/10/19)
Talyn Jackson	54 A, 10 D	vs. UC Irvine (9/13/19)
Talyn Jackson	50 A, 13 D	vs. Loyola Chicago (9/13/19)
Talyn Jackson	34 A, 13 D	at Air Force (9/14/19)
Talyn Jackson	50 A, 10 D	vs. Chattanooga (9/20/19)
Talyn Jackson	35 A, 14 D	vs. Arkansas State (9/20/19)
Talyn Jackson	42 A, 14 D	at Virginia (9/27/19)
Kaity Smith	14 K, 16 D	at NC State (10/4/19)
Kaity Smith	12 K, 16 D	at North Carolina (10/6/19)
Kaity Smith	12 K, 15 D	vs. Clemson (10/11/19)

TEAM, PLAYER & OPPONENT HIGHS

Kills	
Team	63 vs. UC Irvine (9/13)
Player	Tessa Wyner - 22 vs. Loyola Chicago (9/13)
Opponent	71 - NC State (10/4)
Attack Percentage	
Team	.333, 63-19-132 vs. Loyola Chicago (9/13)
Player (min. 12 kills)	Cera Powell - .500, 16-2-28 vs. Loyola Chicago (9/13)
Opponent	.404, 51-5-114 - Charlotte (9/21)
Assists	
Team	58 vs. UC Irvine (9/13)
Player	Talyn Jackson - 54 vs. UC Irvine (9/13)
Opponent	67 - NC State (10/4)
Service Aces	
Team	13 last vs. USC Upstate (8/30)
Player	Logan Mosley & Carol Raffety - 4 vs. USC Upstate (8/30)
Opponent	13 - Virginia (9/27)
Digs	
Team	83 at NC State (10/4)
Player	Logan Mosley - 39 vs. Davidson (9/7)
Opponent	93 - NC State (10/4)
Total Blocks	
Team	15 vs. Elon (9/6)
Player	Anabel Zier (2x) - 8 last vs. Elon (9/7)
Opponent	15.5 - VCU (9/10)





Jill WILSON

- Third season at Virginia Tech
- 17th as a coach in Division I
- Produced 15 All-SEC players and '02 ACC Player of the Year
- Averaged 20-plus wins per year at LSU (10 years)

The Wilson File

PERSONAL

BORN: May 6, 1979
 HOMETOWN: Richmond, Texas
 FAMILY: Husband, Jared
 COACHING RECORD AT VIRGINIA TECH: 31-49 (3rd year)
 CAREER HEAD COACHING RECORD: 31-49 (.388)

EDUCATION

LSU - Bachelor of Science - Business Admin., 2001
 JOINED TECH STAFF: Jan. 12, 2017
 YEARS OF COLLEGIATE HEAD COACHING: 1
 YEARS OF COLLEGIATE COACHING: 15

COACHING HISTORY

2017- Virginia Tech (Head Coach)
 2013-16 LSU (Associate Head Coach)
 2007-12 LSU (Assistant Coach)
 2005-07 Wake Forest (Assistant Coach)
 2002-05 North Carolina (Assistant Coach)
 2001-02 Tennessee-Martin (Graduate Assistant)

PLAYING HISTORY

1997-00 LSU (outside hitter)
 4-year letterwinner and starter
 Ranked 6th in the SEC with 23 service aces senior year
 Appeared in the 2000 SEC Tournament finals

POSTSEASON EXPERIENCE

LSU
 2014 (First Round - Eugene, Ore.)
 Defeated Oklahoma, Loss to Oregon
 2013 (First Round - Seattle, Wash.)
 Defeated Michigan, Loss to Washington
 2010 (First Round - Norman, Okla.)
 Loss to Tulsa
 2009 (First Round - Baton Rouge, La.)
 Defeated Tulane, Loss to Texas A&M
 2008 (First Round - Los Angeles, Calif.)
 Loss to UCLA
 2007 (First Round - Austin, Texas)
 Defeated New Mexico State, Loss to Texas

UNC
 2002 (Regionals - Lincoln, Neb.)
 Defeated Winthrop, South Carolina at home
 Loss to Hawai'i

Jill Wilson was named the head coach of the Virginia Tech volleyball program on January 12, 2017, and enters her third year in Blacksburg.

In her second season as the head coach of the Hokies in 2018, Wilson led Tech to a four-win improvement, which was the most wins at Tech since 2015. Also, the Hokies owned a five-win improvement at home on Carilion Clinic Court to 8-5. She won three nonconference tournaments – Charlotte Invitational, Hokie Invitational sponsored by the Fairfield Inn and Suites in Christiansburg and Bobcat Invitational – bringing her total to five in two years, including a 15-8 record non-league action.

Tech started the season 8-0, marking its best start since 2009. It also defeated North Carolina 3-0 for the first time since 2011, snapping a nine-match losing streak, and marked the first sweep over the Tar Heels since 2006. Wilson picked up another win over in-state rival Virginia in the Commonwealth Clash presented by Virginia529, improving to 3-1 in her career against the Cavaliers. The Hokies also swept Georgia Tech on the road, a team that finished 15-6 at home and was an AVCA Top-100 Team, marking Wilson's first ACC sweep away from the friendly confines of Cassell Coliseum.

Under Wilson's guidance, right-side hitter Jaila Tolbert once again was named second-team All-ACC. Tolbert became the third player in school history to make the ACC all-conference team in consecutive years, as well as the 17th in program history to rack up over 1,000 kills in a career. The Minnesota native also became the first-ever Tech volleyball player to be tabbed a Senior CLASS Award candidate and the second to make the U.S. Collegiate Women's National Team – Detroit roster.

Statistically, the Hokies improved on the service line due to an aggressive style, finishing fifth in the ACC for service aces, tallying 141 to average 1.31 aces per set. One of the key reasons why there was improvement on the line was outside hitter Ester Talamazzi's team-high 34 aces, including her match versus William & Mary when she recorded the second-most aces in school history with eight. Libero Carol Raffety cracked the record book, becoming the 18th Hokie to register over 1,000 digs in a career.

Her first year in 2017 set the foundation for the program, as Wilson guided Jaila Tolbert to second-team All-ACC after she owned the highest hitting percentage in the conference for non-middle blockers (.331). Tolbert, a right-side hitter, hit more than .300 in 20 matches and earned VaSID all-state honors.

Wilson also was key in the development of Kaity Smith, who was named to the ACC All-Freshman Team, as well as the VaSID Freshman of the Year. Smith started the season breaking a school record, putting down 30 kills in her debut – a program first.

Picking up two wins over Virginia in her first season, Wilson contributed to a full point in the Virginia529 Commonwealth Clash. Wilson led Tech to two nonconference tournament titles her opening season, winning the Pepsi Panther Invitational and A-State Invitational. At the A-State Invitational, the Hokies took down Arkansas State and SMU, two teams that won 20-plus matches and earned a bid to the National Invitational Volleyball Championship (NIVC).

Wilson joined the Hokies after an extremely successful run on the bench at LSU where, as the recruiting coordinator, she signed five top-30 recruiting classes according to PrepVolleyball.com. She also helped lead the Tigers to six NCAA Tournament appearances and the 2009 SEC Championship, as well as 25-win seasons in 2007, 2009 and 2010. The Tigers averaged over 20 wins per season during her time on the LSU staff.

No stranger to the ACC, Wilson was an assistant at North Carolina from 2002-04 before serving as the top assistant at Wake Forest in 2006.

She coached two All-Americans, an ACC Player of the Year and helped lead the Tar Heels to the 2002 regular-season ACC Championship and an NCAA Sweet Sixteen appearance.





KAITY SMITH

Junior | 6-1
OH | Florence, Ky.

High School/Club Team
Randall Cooper | Lexington United

Major: Criminology

1

- 2018-19 All-ACC Academic Volleyball Team
- 2018-19 ACC Academic Honor Roll
- 2017 ACC All-Freshmen Team
- 2017 Prep Volleyball All-Freshman Honorable Mention

AT THE NET

- Has played in 16 matches.
- Had a double-double (12 K, 15 D) against Clemson (10/11).
- Posted three double-doubles in a row versus NC State (10/4), UNC (10/6) and Clemson (10/11), marking her first time doing so in her career and the second-longest in the Jill Wilson era.
- Turned in a season-high 15 kills, six digs, one service ace, an assist and a block at VCU (9/10).
- Posted back-to-back matches of seven kills against Elon (9/6) and Davidson (9/7).
- Played and started all 30 matches in 2018.
- Double-digit kills in 24 matches and 15-plus in eight matches in 2018 and recorded nine double-doubles on the season.

SEASON HIGHS

Kills..... 15 at VCU (9/10/19)
 Hitting percentage..... .263 at No. 4 Pitt (9/29/19)
 Assists 3 vs. No. 4 Pitt (9/29/19)
 Aces 1, 2x, last at VCU (9/10/19)
 Digs..... 16, 2x, last at UNC (10/6/19)
 Blocks..... 1, 5x, last vs. Clemson (10/11/19)

CAREER HIGHS

Kills..... 30 vs. Idaho State (8/25/17)
 Hitting percentage..... .591 vs. USC Upstate (8/24/18)
 Assists 2, 4x
 Aces 3, 2x
 Digs..... 16, 2x, last at UNC (9/6/16)
 Blocks..... 5 vs. Florida State (11/17/17)

MATCH-BY-MATCH STATS

Date	Opponent	Attack			Set			Serve			Recept			Blocking			Team								
		SP	K	E	TA	PCT	SA	SE	TA	PCT	RE	TA	PCT	DIG	BS	BA	BETOTAL	BHE	POINTS	HIT%	SCORE				
08/30/2019	vs USC Upstate	*2	0	0	1	0.000	0	1	0.000	1	4	.750	1	8	.875	0	0	0	0	0	1	0	15.5	234	3-1
08/30/2019	at Miami (OH)	3	0	0	1	0.000	0	0.000	0	0	0.000	1	7	.857	5	0	0	0	0	0	0	0	12.0	164	1-3
09/06/2019	vs Elon	4	7	3	26	.154	0	2	0.000	2	5	.600	0	18	1.000	10	0	1	0	0	0	0	10.5	214	3-1
09/07/2019	vs Davidson	4	7	5	28	.071	2	5	4.000	0	10	1.000	1	20	.950	7	0	0	0	0	0	0	12.5	179	3-1
09/07/2019	at Liberty	3	1	1	6	.000	0	2	0.000	0	0	0.000	5	20	.750	3	0	0	0	0	0	0	4.5	159	1-3
09/10/2019	at VCU	*4	15	12	42	.071	1	4	2.500	1	14	.929	0	13	1.000	6	0	1	0	0	0	0	16.5	220	1-3
09/13/2019	vs UC Irvine	1	0	0	0	0.000	0	0	0.000	0	0	0.000	0	0	0.000	0	0	0	0	0	0	0	0.0	253	3-2
09/20/2019	Chattanooga	2	4	2	13	.154	0	1	0.000	0	4	1.000	1	8	.875	2	0	1	0	0	0	0	4.5	190	3-2
09/20/2019	Arkansas St.	1	2	1	5	.200	0	0	0.000	0	0	0.000	1	3	.667	0	0	0	0	0	0	0	2.0	130	1-3
09/21/2019	Charlotte	2	3	2	18	.056	1	3	.333	0	0	4.000	1	11	.909	7	0	0	0	0	0	0	3.0	174	0-3
09/27/2019	at Virginia	*4	10	4	32	.188	3	5	.600	2	15	.867	3	23	.870	9	0	1	0	0	0	0	10.5	204	1-3
09/29/2019	at Pittsburgh	*3	8	3	19	.421	0	2	0.000	0	11	.818	0	12	1.000	7	0	0	0	0	0	0	8.0	263	0-3
10/04/2019	at NC State	*5	14	4	42	.238	0	3	0.000	1	15	.933	1	45	.978	16	0	1	0	0	0	0	14.5	153	2-3
10/06/2019	at North Carolina	*4	12	4	30	.400	1	4	2.500	2	17	.882	0	27	1.000	16	0	0	0	0	0	0	12.0	346	1-3
10/11/2019	Clemson	*4	12	6	38	.158	1	1	1.000	0	3	12	.750	3	37	.919	15	0	1	0	0	0	12.5	120	1-3
10/13/2019	Georgia Tech	*3	6	3	22	.136	0	0	0.000	0	6	1.000	3	19	.842	4	0	0	0	0	0	0	6.0	113	0-3
Totals		49	101	50	322	.158	9	33	.273	2	14	1.17	.880	21	271	.923	107	0	6	0	0	0	106.0		

Player Averages	Sets Played	Kills per set	Assists per set	Service aces per set	Digs per set	Blocks per set	Points per set
	49	2.06	0.18	0.04	2.18	0.06	2.16



ANABEL ZIER (ZEER)

Freshman | 6-2
MB/RS | Blacksburg, Va.

High School/Club Team
Blacksburg | River Valley Juniors - Coastal

Major: Biology

2

AT THE NET

- Has played all 19 matches.
- Tallied four kills and three blocks versus Clemson (10/11).
- Hit a career-high .529 with nine kills at North Carolina (10/6).
- Has had nine kills in three of her last four matches.
- Had seven kills, six blocks and three digs vs. UC Irvine (9/13).
- Tied a career-high eight blocks vs. Elon (9/6).
- Turned in back-to-back 10-kill outings opening weekend against USC Upstate (8/30) and Miami (Ohio) (8/30).
- Posted a career-high eight blocks versus USC Upstate (8/30) in the season opener.
- Four-year varsity letterwinner.
- Coached by Nicole Taylor at Blacksburg HS.
- District and Region Player of the Year.
- Earned VHSA All-State, All-region and All-conference.
- Led Bruins to the 2016 state championship match.
- Guided Bruins to district and regional championships, as well as the state semifinals.
- Racked up over 1,000 kills.
- Also competed in the high jump on the track and field team, leading the Bruins to a 2017 state title in track.
- Earned all-state honors in 2016.
- Has jumped in five state competitions.
- Her aunt, Cindy Zier Szweczyk, played on Tech's women's soccer team (1993-95), earning defensive MVP honors.

SEASON/CAREER HIGHS

Kills..... 10, 2x, last at Miami (Ohio) (8/30/19)
 Hitting percentage..... .529 at North Carolina (10/6/19)
 Assists 1 vs. Arkansas State (9/20/19)
 Aces 1, 5x, last at NC State (10/4/19)
 Digs..... 3, 2x, last vs. UC Irvine (9/13/19)
 Blocks..... 8, 2x, last vs. Elon (9/7/19)

MATCH-BY-MATCH STATS

Date	Opponent	Attack			Set			Serve			Recept			Blocking			Team											
		SP	K	E	TA	PCT	SA	SE	TA	PCT	RE	TA	PCT	DIG	BS	BA	BETOTAL	BHE	POINTS	HIT%	SCORE							
08/30/2019	vs USC Upstate	*4	10	4	20	.300	0	1	.000	0	3	5	.400	0	0	0	0	0	0	0	0	0	15.5	234	3-1			
08/30/2019	at Miami (OH)	*4	10	3	21	.333	0	0	0.000	1	3	11	.727	0	0	0	0	0	0	0	0	0	12.0	164	1-3			
08/31/2019	vs Northwestern	*3	2	1	9	.111	0	0	0.000	0	0	2	1.000	0	0	0	0	0	0	0	0	0	3.0	070	0-3			
09/06/2019	vs Elon	*4	6	1	12	.417	0	3	.000	0	0	5	1.000	0	0	0	0	0	0	0	0	0	10.5	214	3-1			
09/07/2019	vs Davidson	*4	8	4	20	.200	0	0	0.000	1	1	6	.833	0	0	0	0	0	0	0	0	0	12.5	179	3-1			
09/07/2019	at Liberty	*4	4	2	23	.087	0	2	0.000	0	2	8	.750	0	0	0	0	0	0	0	0	0	4.5	159	1-3			
09/10/2019	at VCU	*4	5	1	11	.364	0	1	.000	0	2	11	.818	0	0	0	0	0	0	0	0	0	6.5	220	1-3			
09/13/2019	vs UC Irvine	*5	7	3	18	.222	0	5	.000	0	0	9	1.000	0	0	0	0	0	0	0	0	0	11.0	253	3-2			
09/13/2019	vs Loyola Chicago	*4	5	3	12	.167	0	1	0.000	0	2	12	.833	0	0	0	0	0	0	0	0	0	5.0	333	3-2			
09/14/2019	at Air Force	*4	5	1	11	.364	0	0	0.000	1	1	13	.923	0	0	0	0	0	0	0	0	0	10.5	202	3-1			
09/20/2019	Chattanooga	*5	8	4	20	.200	0	0	0.000	0	0	14	1.000	0	0	0	0	0	0	0	0	0	9.0	190	3-2			
09/20/2019	Arkansas St.	*4	5	1	11	.364	1	1	1.000	1	4	16	.750	0	0	0	0	0	0	0	0	0	6.5	130	1-3			
09/21/2019	Charlotte	*3	3	1	6	.333	0	1	.000	1	2	8	.750	0	0	0	0	0	0	0	0	0	4.0	174	0-3			
09/27/2019	at Virginia	*4	9	1	17	.471	0	2	.000	1	0	7	1.000	0	0	0	0	0	0	0	0	0	11.5	204	1-3			
09/29/2019	at Pittsburgh	*3	4	2	15	.267	0	2	0.000	0	5	8	.375	0	0	0	0	0	0	0	0	0	5.0	263	0-3			
10/04/2019	at NC State	*5	9	3	28	.214	1	2	.500	1	3	10	.700	0	0	0	0	0	0	0	0	0	11.5	153	2-3			
10/06/2019	at North Carolina	*4	9	0	17	.529	0	1	.000	0	1	7	.857	0	0	0	0	0	0	0	0	0	10.0	346	1-3			
10/11/2019	Clemson	4	4	4	13	.000	0	1	0.000	0	0	0	0.000	0	0	0	0	0	0	0	0	0	5.5	120	1-3			
10/13/2019	Georgia Tech	*3	2	2	11	.000	0	1	0.000	0	0	0	0.000	0	0	0	0	0	0	0	0	0	3.5	113	0-3			
Totals		75	115	41	295	.251	2	24	.083	7	29	152	.809	0	0	0	0	0	0	0	0	122	13	45	7	35.5	1	157.5

Player Averages	Sets Played	Kills per set	Assists per set	Service aces per set	Digs per set	Blocks per set	Points per set
	75	1.53	0.03	0.09	0.29	0.47	2.10



CERA POWELL (SEER-UH)

Freshman | 6-0
OH | Pittsboro, N.C.

High School/Club Team
Northwood | Triangle

Major: Human Nutrition, Foods and Exercise

3

Amy Svoboda Memorial Classic All-Tournament Team

AT THE NET

- Has played all 19 matches.
- Posted eight kills and a .250 hitting percentage against Georgia Tech (10/13), her highest mark since Sept. 13.
- Put together her best weekend yet, owning at least 14 kills in all three matches on Air Force's campus (9/13-14) to make the all-tournament team.
- Had her best blocking performance versus Air Force (9/14), recording a career-high six blocks along with 14 kills.
- Hit a blistering .500 with 16 kills versus Loyola Chicago (9/13).
- Opened the season with 12 kills, four digs and career-high five blocks against USC Upstate (8/30).
- Four-year varsity letterwinner and three-time all-conference.
- Big 8 Player of the Year.
- Led the Chargers to the third round of the 2018 NCHSAA state tournament.
- Two-time Student Council Class Senator.
- Her great uncle, Walter Davis, played men's basketball at North Carolina and was selected to the USA men's basketball team at the 1976 Summer Olympics, and went on to become a 15-year NBA player and six-time NBA All-Star, having his number retired (#6) with the Phoenix Suns organization after being the Suns' all-time leading scorer.

SEASON/CAREER HIGHS

Kills.....17 vs. UC Irvine (9/13/19)
Hitting percentage......500 vs. Loyola Chicago (9/13/19)
Assists 2 vs. Clemson (10/11/19)
Aces2 at Miami (Ohio) (8/30/19)
Digs.....8 at Miami (Ohio) (8/30/19)
Blocks..... 6 at Air Force (9/14/19)

MATCH-BY-MATCH STATS

Date	Opponent	SP	Attack			Set			Serve			Recept			Blocking			Team									
			K	E	TA	PCT	A	TA	PCT	S	A	TA	PCT	RE	TA	PCT	DIGS		BA	BE	TOTAL						
08/30/2019	vs USC Upstate	*4	12	4	34	.235	0	2	.000	1	0	7	1.000	0	1	1.000	4	0	5	0	0	15.5	234	3-1			
08/30/2019	at Miami (OH)	*4	8	5	35	.086	0	1	.000	2	16	.875	1	4	.750	8	0	0	0	0	10.0	164	1-3				
08/31/2019	vs Northwestern	*3	3	3	22	.000	0	0	.000	0	0	0	0	0	0	2	1.000	0	0	1	0	3.5	070	0-3			
09/06/2019	vs Elon	4	8	2	32	.188	0	1	.000	0	0	0	0	0	1	1.000	0	0	4	0	4.0	10.0	214	3-1			
09/07/2019	vs Davidson	4	7	1	28	.214	0	1	.000	0	0	0	0	0	1	2	.500	0	0	1	0	7.5	179	3-1			
09/07/2019	at Liberty	4	7	7	25	.000	0	2	.000	0	1	1.000	0	0	0	0	0	0	0	0	0	7.0	159	1-3			
09/10/2019	at VCU	*4	9	4	20	.250	0	2	.000	0	0	0	2	1.000	0	0	0	0	0	0	9.0	220	1-3				
09/13/2019	vs UC Irvine	5	17	6	38	.289	0	1	.000	0	0	0	0	0	0	0	0	0	0	0	17.0	253	3-2				
09/13/2019	vs Loyola Chicago	4	16	2	28	.500	1	6	.167	0	0	0	0	0	0	0	0	0	0	1	0	17.0	333	3-1			
09/14/2019	at Air Force	4	14	5	40	.225	0	1	.000	0	1	1.000	0	0	0	0	0	0	0	1	5	6.0	17.5	202	3-1		
09/20/2019	Chattanooga	*5	9	7	45	.044	0	1	.000	0	0	0	0	0	0	0	0	0	0	1	0	9.5	190	3-2			
09/20/2019	Arkansas St.	*4	9	5	33	.121	0	1	.000	0	0	0	0	0	0	0	0	0	0	0	3	2	10.0	130	1-3		
09/21/2019	Charlotte	3	7	4	21	.143	0	2	.000	0	0	0	0	0	0	0	0	0	0	0	0	7.0	174	0-3			
09/27/2019	at Virginia	3	3	6	23	.130	0	3	.000	0	0	0	0	0	0	0	0	0	0	1	0	3.0	204	1-3			
09/29/2019	at Pittsburgh	*3	5	4	29	.172	0	1	.000	0	0	0	0	0	0	0	0	0	0	1	0	6.0	263	0-3			
10/04/2019	at NC State	*5	14	8	55	.109	0	1	.000	0	0	0	0	0	0	0	0	0	0	1	1	0	15.5	153	2-3		
10/06/2019	at North Carolina	4	13	6	53	.245	1	1	1.000	0	0	0	0	0	0	0	0	0	0	3	0	2	0	14.0	346	1-3	
10/11/2019	Clemson	*4	5	6	30	.033	2	2	1.000	0	0	0	0	0	0	0	0	0	0	0	0	0	0	5.0	120	1-3	
10/13/2019	Georgia Tech	*3	8	2	24	.250	0	1	.000	0	0	0	0	0	0	0	0	0	0	3	0	1	1	0	8.5	113	0-3
Totals			74	174	87	.615	.141	4	.30	.133	3	2	.25	.920	2	12	.833	40	4	23	1	15.5	1	192.5			

Player Averages						
Sets Played	Kills per set	Assists per set	Service aces per set	Digs per set	Blocks per set	Points per set
74	2.35	0.05	0.04	0.54	0.21	2.60



LOGAN MOSLEY

Freshman | 5-6
L/DS | Apex, N.C.

High School/Club Team
Cary Christian | Triangle

Major: University Studies

4

Miami Invitational All-Tournament Team

AT THE NET

- Has played in all 19 matches, playing 18 at libero.
- Set the single-match digs record at Tech in just her fifth match, scooping up 39 digs versus Davidson (9/7).
- Collected 11 digs vs. Georgia Tech (10/13) and 15 digs vs. Clemson (10/11) last weekend.
- Posted her second-most digs versus NC State (10/4) with 26.
- Had her double-digit digs streak snap at then-No. 4 Pitt (9/29), getting it up to a career-high seven straight matches.
- Tallied 24 digs and five assists against Chattanooga (9/20).
- Posted 21 digs, two assists and an ace versus Elon (9/6).
- Her 20-plus digs marked the first time a Tech freshman accomplished the feat since 2016.
- Collected 19 digs, two assists and a career-best four service aces against USC Upstate (8/30) in the season opener.
- Five-year varsity letterwinner.
- Coached by Lesley White and her mom, Victoria, at Cary Christian HS.
- 2017 NCISAA Player of the Year and first-team all-state.
- Was a key cog in USA Volleyball 18U's championship run at nationals in 2018.
- Led USA Volleyball 16U to a third-place finish at '17 nationals.
- Her mother, Victoria, played college volleyball at Barton.

SEASON/CAREER HIGHS

Kills..... 1, 4x, last at UNC (10/6/19)
Hitting percentage..... 1.000 at Miami (Ohio) (8/30/19)
Assists6, 2x last at UNC (10/6/19)
Aces 4 vs. USC Upstate (8/30/19)
Digs.....39 vs. Davidson (9/7/19)
Blocks.....

MATCH-BY-MATCH STATS

Date	Opponent	SP	Attack			Set			Serve			Recept			Blocking			Team						
			K	E	TA	PCT	A	TA	PCT	S	A	TA	PCT	RE	TA	PCT	DIGS		BA	BE	TOTAL			
08/30/2019	vs USC Upstate	*4	0	0	0	.000	2	12	.167	4	0	26	1.000	0	11	1.000	19	0	0	0	0	4.0	234	3-1
08/30/2019	at Miami (OH)	*4	1	0	11	.000	6	17	.353	0	0	11	1.000	0	30	1.000	24	0	0	0	0	1.0	164	1-3
08/31/2019	vs Northwestern	*3	0	0	0	.000	2	10	.200	3	0	14	1.000	1	18	.944	17	0	0	0	0	3.0	070	0-3
09/06/2019	vs Elon	*4	0	1	0	.000	2	9	.222	1	0	19	1.000	2	18	.889	21	0	0	0	0	1.0	214	3-1
09/07/2019	vs Davidson	*4	0	0	1	.000	3	13	.231	1	2	18	.889	1	26	.962	39	0	0	0	0	1.0	179	3-1
09/07/2019	at Liberty	*4	1	0	2	.500	5	18	.278	0	0	18	1.000	2	31	.935	16	0	0	0	0	1.0	159	1-3
09/10/2019	at VCU	*4	0	0	0	.000	5	13	.385	0	1	16	.938	3	37	.919	9	0	0	0	0	0.0	220	1-3
09/13/2019	vs UC Irvine	*5	0	0	1	.000	1	17	.059	1	1	19	.947	1	26	.962	22	0	0	0	0	0.0	253	3-2
09/13/2019	vs Loyola Chicago	*4	1	1	3	.000	3	12	.250	0	0	14	1.000	0	22	1.000	13	0	0	0	0	1.0	333	3-1
09/14/2019	at Air Force	*4	0	0	0	.000	4	15	.267	0	0	16	1.000	1	15	.933	12	0	0	0	0	0.0	202	3-1
09/20/2019	Chattanooga	*5	0	0	0	.000	5	14	.357	2	1	24	.958	1	14	.929	24	0	0	0	0	2.0	190	3-2
09/20/2019	Arkansas St.	*4	0	1	0	.000	3	20	.150	0	0	14	1.000	1	23	.957	13	0	0	0	0	1.0	130	1-3
09/21/2019	Charlotte	*3	0	0	0	.000	2	10	.200	0	0	8	1.000	0	26	1.000	14	0	0	0	0	0.0	174	0-3
09/27/2019	at Virginia	*3	0	0	1	.000	2	10	.200	0	0	9	1.000	0	9	1.000	12	0	0	0	0	0.0	204	1-3
09/29/2019	at Pittsburgh	3	0	0	0	.000	2	2	1.000	1	0	11	1.000	1	8	.875	3	0	0	0	0	0.0	126	0-3
10/04/2019	at NC State	*5	0	1	2	.500	3	19	.158	0	0	15	1.000	1	13	.923	26	0	0	0	0	0.0	153	2-3
10/06/2019	at North Carolina	4	1	0	2	.500	6	17	.353	0	0	13	1.000	1	21	.952	21	0	0	0	0	1.0	346	1-3
10/11/2019	Clemson	*4	0	0	0	.000	3	14	.214	0	0	15	1.000	2	16	.875	15	0	0	0	0	0.0	120	1-3
10/13/2019	Georgia Tech	*3	0	0	2	.000	2	5	.400	0	1	8	.875	1	21	.952	11	0	0	0	0	0.0	113	0-3
Totals			74	4	2	.17	.118	61	.247	.247	13	6	.288	.979	19	385	.951	331	0	0	0	0	1	17.0

Player Averages						
Sets Played	Kills per set	Assists per set	Service aces per set	Digs per set	Blocks per set	Points per set
74	0.05	0.82	0.18	4.47	0.00	0.23



CAROL RAFFETY

Senior | 5-11
L/DS | Novato, Calif.

High School/Club Team
Marin Catholic | Absolute

Major: Criminology

5

**Two-time ACC Academic Honor Roll
2018-19 All-ACC Academic Volleyball Team**

AT THE NET

- Has played in eight matches.
- Scooped up a season-high nine digs and had two assists at Air Force (9/14).
- Tallied seven digs and two assists at Miami (Ohio) (8/30).
- Tied a career-high four aces and posted five digs versus USC Upstate (8/30).
- Currently No. 6 all-time in program history for career digs.
- Had nine 20-plus dig matches in 2018.
- Registered 13 digs, including her 1,000th career dig in the third set to become the 18th Hokie to ever accomplish the feat, and three assists versus IUPUI (9/7).
- Played in all 30 matches in 2018.
- Broke the freshman digs record with 481 in 2016, a mark that had been held by Amanda Cloyd since 2004.

SEASON HIGHS

Kills..... 1 vs. USC Upstate (8/30/19)
Hitting percentage..... 1.000 vs. USC Upstate (8/30/19)
Assists 2, 2x, last at Air Force (9/14/19)
Aces 4 vs. USC Upstate (8/30/19)
Digs..... 9 at Air Force (9/14/19)
Blocks

CAREER HIGHS

Kills..... 9 at Florida State (10/14/16)
Hitting percentage..... 1.00 (2x)
Assists 7 (2x)
Aces 4, 2x, vs. USC Upstate (8/30/19)
Digs..... 28 vs. Appalachian State (8/26/16)
Blocks..... 1 at Florida State (10/14/16)

MATCH-BY-MATCH STATS

Date	Opponent	Attack				Set				Serve				Recept				Blocking				Team				
		SP	K	E	TA	PCT	A	TA	PCT	SA	SE	TA	PCT	RE	TA	PCT	DIG	BS	BA	BE	TOTAL	BHE	POINTS	HIT%	SCORE	
08/30/2019	vs USC Upstate	4	1	0	1	1.000	0	1	.000	4	3	25	880	1	11	.909	5	0	0	0	0	0	0	5.0	.234	3-1
08/30/2019	at Miami (OH)	4	0	0	0	.000	2	4	.500	0	1	15	.933	0	15	1.000	7	0	0	0	0	0	0.0	.164	1-3	
08/31/2019	vs Northwestern	*2	0	0	0	.000	1	2	.500	0	1	4	.750	1	8	.875	2	0	0	0	0	0	0.0	.070	0-3	
09/13/2019	vs UC Irvine	4	0	0	0	.000	0	0	.000	0	1	4	.750	0	6	1.000	1	0	0	0	0	0	0.0	.253	3-2	
09/13/2019	vs Loyola Chicago	4	0	1	.000	2	2	1.000	0	2	9	.778	0	17	1.000	3	0	0	0	0	0	0	0.0	.333	3-1	
09/14/2019	at Air Force	4	0	0	0	.000	2	3	.667	0	1	5	.800	1	6	.833	9	0	0	0	0	0	0.0	.202	3-1	
09/20/2019	Chattanooga	5	0	0	0	.000	0	1	.000	0	0	0	.000	1	20	.950	4	0	0	0	0	0	0.0	.190	3-2	
09/20/2019	Arkansas St.	3	0	0	0	.000	0	0	.000	0	0	0	.000	0	4	1.000	0	0	0	0	0	0	0.0	.130	1-3	
Totals		30	1	0	2	.500	7	13	.538	4	9	.62	.855	4	87	.954	31	0	0	0	0	0	5.0			

Player Averages	Sets Played	Kills per nset	Assists per set	Service aces per set	Digs per set	Blocks per set	Points per set
	30	0.03	0.23	0.13	1.03	0.00	0.17



ANGEL ROBINSON

Sophomore | 6-0
MB | Norman, Okla.

High School/Club Team
Norman North | Peak

Major: Human Development

6

AT THE NET

- Has played in six matches.
- Recorded her second-highest kill total of the season at North Carolina (10/6) with five.
- Collected a season-high seven kills and four blocks at Liberty (9/7).
- Posted two kills versus Davidson (9/7).
- Tallied three kills, one assist and two blocks against USC Upstate (8/30) in the season opener.
- Finished the 2018 season strong, tallying eight kills on a career-high .615 hitting percentage and two blocks against Syracuse (11/18) and a career-best 11 kills versus Clemson (11/21).
- Tallied her first-ever ace against William & Mary (8/31).
- Put down the first kill of her career versus Presbyterian (8/25).
- Debut came against USC Upstate (8/24) in the season opener, tallying a block.
- Appeared in 17 matches and started seven in 2018.
- Four-year letterwinner coached by Stephanie Kane at North Norman.
- Guided North Norman to the OSSAA 6A State title match two years in a row, finishing runner-up in 2016 and 2017.
- Also led the Timberwolves to an unblemished record in conference play and a 31-4 overall record in 2017.

SEASON HIGHS

Kills..... 7 at Liberty (9/7/19)
Hitting percentage..... .500 vs. Davidson (9/7/19)
Assists 1 vs. USC Upstate (8/30/19)
Aces
Digs.....
Blocks..... 4 at Liberty (9/7/19)

CAREER HIGHS

Kills..... 11 vs. Clemson (11/21/8)
Hitting percentage..... .615 at Syracuse (11/8/18)
Assists
Aces 1 vs. William & Mary (8/31/18)
Digs..... 1 (2x)
Blocks..... 6 vs. Duke (10/21/18)

MATCH-BY-MATCH STATS

Date	Opponent	Attack				Set				Serve				Recept				Blocking				Team				
		SP	K	E	TA	PCT	A	TA	PCT	SA	SE	TA	PCT	RE	TA	PCT	DIG	BS	BA	BE	TOTAL	BHE	POINTS	HIT%	SCORE	
08/30/2019	vs USC Upstate	*2	3	2	11	.091	1	1	1.000	0	0	0	.000	0	0	.000	0	0	0	0	0	0	0	2	0	2.0
09/07/2019	vs Davidson	*1	2	0	4	.500	0	1	.000	0	0	0	.000	0	0	.000	0	0	0	0	0	0	0	0	0	2.0
09/07/2019	at Liberty	4	7	5	20	.100	0	1	.000	0	0	0	.000	0	0	.000	0	1	3	0	4	0	9.5	159	1-3	
09/13/2019	vs UC Irvine	1	0	0	1	.000	0	0	.000	0	0	0	.000	0	0	.000	0	0	0	0	0	0	0	0	253	3-2
10/04/2019	at NC State	4	3	0	10	.300	0	0	.000	0	0	0	.000	0	0	.000	0	0	0	0	0	0	3.0	153	2-3	
10/06/2019	at North Carolina	*4	5	3	17	.294	1	1	1.000	0	0	0	.000	0	0	.000	0	1	0	0	1	0	6.0	346	1-3	
Totals		16	20	10	63	.159	2	4	.500	0	0	0	.000	0	0	.000	0	2	5	0	4.5	0	24.5			

Player Averages	Sets Played	Kills per nset	Assists per set	Service aces per set	Digs per set	Blocks per set	Points per set
	16	1.25	0.13	0.00	0.00	0.28	1.53





TESSA WYNER

Sophomore | 5-11
OH | Charleston, W.Va.

High School/Club Team
George Washington | River Cities Thunder

Major: Biology

7

2018-19 ACC Academic Honor Roll

AT THE NET

- Has played in all 15 matches.
- Tallied 10 kills, four digs and two blocks vs. Clemson (10/11).
- Missed first two weekends of ACC play due to injury.
- Set her career high twice during the Hokie Invitational, with nine digs versus Chattanooga (9/20) and Arkansas State (9/20).
- Additionally, set a season-best hitting percentage with a .310 clip alongside 19 kills against Chattanooga (9/20).
- Recorded a career-high 22 kills on a .304 hitting percentage versus Loyola Chicago (9/13).
- Played in 12 matches and started one in 2018.
- Three-time West Virginia Gatorade Player of the Year.
- Two-time West Virginia Sports Writers Association Player of the Year.
- Led George Washington to a WVSSAC state championship.
- Guided her club team to winning USA 18 Nationals, the first time a team from West Virginia had ever done so.

SEASON HIGHS

Kills.....22 vs. Loyola Chicago (9/13/19)
Hitting percentage......310 vs. Chattanooga (9/20/19)
Assists 1 at Air Force (9/14/19)
Aces 1, 6x, last vs. Arkansas State (9/20/19)
Digs..... 9, 2x, last vs. Arkansas State (9/20/19)
Blocks..... 3 at Miami (Ohio) (8/30/19)

CAREER HIGHS

Kills.....22 vs. Loyola Chicago (9/13/19)
Hitting percentage......400 at Clemson (10/7/18)
Assists 1, 3x, last at Air Force (9/14/19)
Aces 1, 6x, last vs. Arkansas State (9/20/19)
Digs..... 9, 2x, last vs. Arkansas State (9/20/19)
Blocks..... 3 at Miami (Ohio) (8/30/19)

MATCH-BY-MATCH STATS

Date	Opponent	Attack				Set				Recept				Blocking				Team							
		SP	K	E	TA	PCT	SA	SE	TA	PCT	RE	TA	PCT	DIGS	BABE	TOTAL	BHE		POINTS	HIT%	SCORE				
08/30/2019	vs USC Upstate	3	7	4	17	.176	0	1	0.000	1	3	4	.250	0	13	1.000	5	0	2	1	2.0	0	9.0	234	3-1
08/30/2019	at Miami (OH)	4	13	4	31	.290	0	1	0.000	0	1	7	.857	2	12	.833	6	0	3	0	3.0	0	14.5	164	1-3
08/31/2019	vs Northwestern	*3	9	3	31	.194	0	2	0.000	0	2	11	.818	0	17	1.000	7	0	0	0	0.0	0	9.0	070	0-3
09/06/2019	vs Elon	*3	3	4	19	.053	0	0	0.000	0	2	8	.750	0	8	1.000	2	0	1	0	1.0	0	3.5	214	3-1
09/07/2019	vs Davidson	*2	3	1	13	.154	0	1	0.000	1	1	5	.800	0	8	1.000	1	0	1	0	0.0	0	4.0	179	3-1
09/07/2019	at Liberty	*4	4	3	19	.053	0	2	0.000	1	1	8	.875	1	5	.800	5	0	1	0	1.0	0	5.5	159	1-3
09/10/2019	at VCU	1	0	0	0	.000	0	0	0.000	0	0	1	1.000	0	0	0.000	1	0	0	0	0.0	0	0.0	220	1-3
09/13/2019	vs UC Irvine	*5	17	6	44	.250	0	5	0.000	0	10	1.000	0	5	1.000	4	0	2	2	2.0	0	18.0	253	3-2	
09/13/2019	vs Loyola Chicago	*4	22	8	46	.304	0	3	0.000	0	3	1.000	1	6	.833	2	0	1	1	1.0	0	22.5	333	3-1	
09/14/2019	at Air Force	*3	8	3	21	.238	1	3	.333	1	0	9	1.000	0	5	1.000	8	0	0	1	0.0	0	9.0	202	3-1
09/20/2019	Chattanooga	*4	19	6	42	.310	0	1	0.000	1	1	15	.933	0	6	1.000	9	0	1	0	1.0	0	20.5	190	3-2
09/20/2019	Arkansas St.	*4	12	5	44	.159	0	1	0.000	1	0	14	1.000	3	21	.857	9	0	1	0	1.0	0	13.5	130	1-3
09/21/2019	Charlotte	*2	5	3	18	.111	0	0	0.000	0	3	1.000	1	6	.833	6	0	0	1	0	0.0	0	5.0	174	0-3
10/11/2019	Clemson	*4	10	4	26	.231	0	3	0.000	0	2	9	.778	0	5	1.000	4	0	2	0	2.0	0	11.0	120	1-3
10/12/2019	Georgia Tech	*3	3	5	19	.105	0	2	0.000	0	7	1.000	1	4	.750	6	0	2	0	2.0	0	4.0	113	0-3	
Totals		49	135	59	390	.195	1	24	.042	6	13	114	.886	9	121	.926	75	0	16	7	8.0	0	149.0		

Player Averages						
Sets Played	Kills per nset	Assists per set	Service aces per set	Digs per set	Blocks per set	Points per set
49	2.76	0.02	0.12	1.53	0.16	3.04



KYLIE THOMAS

Junior | 5-7
L/DS | Sterling, Va.

High School/Club Team
Dulles | Potomac Falls

Major: National Security, Foreign Affairs

10

2018-19 ACC Academic Honor Roll

AT THE NET

- Has played in all 18 matches.
- Posted a career-high 22 digs and her first career kill at NC State (10/4).
- Earned her first start at libero this season at No. 4 Pitt (9/29), racking up 12 digs and an assist.
- Recorded 15 digs against Arkansas State (9/20).
- Recorded exactly 13 digs, tying her previous career high set in 2017, in all three matches at the Liberty invitational (9/6-7).
- Played in 26 matches, drawing one start in 2018.
- Tied her season-high 10 digs and two aces vs. Duke (10/21).
- Posted her second-most assists of the season with three and had seven digs versus UTSA (9/16).
- Had seven digs and a career-high three aces vs. IUPUI (9/7).
- Debut at the college level came against Ole Miss (9/1/17), where she tallied a service ace and one dig.

SEASON HIGHS

Kills..... 1 at NC State (10/4/19)
Hitting percentage.....
Assists 1, 7x, last vs. Arkansas State (9/20/19)
Aces 2 vs. Loyola Chicago (9/13/19)
Digs..... 22 at NC State (10/4/19)
Blocks.....

CAREER HIGHS

Kills..... 1 at NC State (10/4/19)
Hitting percentage.....
Assists 4 vs USC Upstate (8/24/18)
Aces 3 vs. IUPUI (9/7/18)
Digs..... 22 at NC State (10/4/19)
Blocks.....

MATCH-BY-MATCH STATS

Date	Opponent	Attack				Set				Recept				Blocking				Team							
		SP	K	E	TA	PCT	SA	SE	TA	PCT	RE	TA	PCT	DIGS	BABE	TOTAL	BHE		POINTS	HIT%	SCORE				
08/30/2019	vs USC Upstate	3	0	0	0.000	0	1	7	.857	0	14	1.000	2	0	0	0.0	0	0.0	234	3-1					
08/30/2019	at Miami (OH)	*3	0	0	0.000	1	2	5	.600	0	10	1.000	3	0	0	0.0	0	0.0	164	1-3					
08/31/2019	vs Northwestern	3	0	0	0.000	0	0	0	0.000	0	7	1.000	1	15	.933	2	0	0	0	0.0	0	0.0	070	0-3	
09/06/2019	vs Elon	*4	0	0	0.000	1	3	3	.333	1	18	.944	1	29	.966	13	0	0	0	0.0	0	1.0	214	3-1	
09/07/2019	vs Davidson	*4	0	0	0.000	0	6	0	0.000	0	2	17	.882	1	25	.960	13	0	0	0	0.0	0	0.0	179	3-1
09/07/2019	at Liberty	*4	0	0	0.000	1	6	1	.167	0	21	1.000	1	21	.952	13	0	0	0	0.0	0	0.0	159	1-3	
09/10/2019	at VCU	1	0	0	0.000	1	5	2	.200	1	12	.917	1	26	.962	9	0	0	0	0.0	0	1.0	220	1-3	
09/13/2019	vs UC Irvine	*5	0	0	0.000	1	4	2	.250	1	20	1.000	2	25	.920	7	0	0	0	0.0	0	1.0	253	3-2	
09/13/2019	vs Loyola Chicago	*4	0	1	0.000	0	2	0	0.000	2	1	24	.958	3	30	.900	11	0	0	0	0.0	0	2.0	333	3-1
09/14/2019	at Air Force	*4	0	0	0.000	1	2	5	.000	1	0	13	1.000	1	27	.963	6	0	0	0	0.0	0	1.0	202	3-1
09/20/2019	Chattanooga	5	0	0	0.000	2	2	0	0.000	0	22	1.000	1	32	.969	10	0	0	0	0.0	0	0.0	190	3-2	
09/20/2019	Arkansas St.	4	0	0	0.000	1	3	3	.333	0	1	16	.938	0	27	1.000	15	0	0	0	0.0	0	0.0	130	1-3
09/27/2019	at Virginia	*4	0	0	0.000	2	6	3	.333	0	1	17	.941	1	24	.958	13	0	0	0	0.0	0	0.0	204	1-3
09/29/2019	at Pittsburgh	3	0	0	0.000	1	9	1	.111	0	1	10	.900	2	30	.933	12	0	0	0	0.0	0	0.0	263	0-3
10/04/2019	at NC State	5	1	0	1.000	1	2	5	.000	0	1	14	.929	0	37	1.000	22	0	0	0	0.0	0	1.0	153	2-3
10/06/2019	at North Carolina	*4	0	0	0.000	0	2	0	0.000	1	1	14	.929	1	26	.962	8	0	0	0	0.0	0	1.0	346	1-3
10/11/2019	Clemson	4	0	0	0.000	0	0	0	0.000	1	1	14	.929	2	27	.926	5	0	0	0	0.0	0	1.0	120	1-3
10/13/2019	Georgia Tech	3	0	0	0.000	0	0	0	0.000	0	8	1.000	0	23	1.000	2	0	0	0	0.0	0	0.0	0.0	113	0-3
Totals		70	1	0	.6	.167	11	54	.204	8	14	.259	.946	18	448	.960	166	0	0	0.0	0	0	9.0		

Player Averages						
Sets Played	Kills per nset	Assists per set	Service aces per set	Digs per set	Blocks per set	Points per set
70	0.01	0.16	0.11	2.37	0.00	0.13



JENNIFER WILLIAMS

Redshirt Freshman | 6-1
OH | Staunton, Va.

High School/Club Team
Robert E. Lee | Richmond

Major: Marketing

16

2018-19 ACC Academic Honor Roll

AT THE NET

- Has not seen action.
- Redshirted in 2018.
- Four-year letterwinner.
- Coached by mom, Jan Williams, at Robert E. Lee.
- First-team All-State.
- Led Robert E. Lee to the VHSL state championship.
- Regional Player of the Year.
- First-team All-Region.
- First-team All-Conference.
- First-team All-District.
- All-City/County Player of the Year.
- Conference Player of the Year.
- Racked up more than 1,000 kills in prep career.
- Finished third all-time in VHSL record book for most career blocks.
- Captain.
- Also played tennis.
- Four-year letterwinner and captain.

SEASON/CAREER HIGHS

Kills
Hitting percentage.....
Assists.....
Aces.....
Digs.....
Blocks

MATCH-BY-MATCH STATS

Date	Opponent	Attack				Set				Serve				Recept				Blocking				Team			
		SP	K	E	TA	PCT	A	TA	PCT	SA	SE	TA	PCT	RE	TA	PCT	DIG	BS	BA	BE	TOTAL	BHE	POINTS	HIT%	SCORE
Totals		0	0	0	.000	0	0	.000	0	0	.000	0	0	.000	0	0	.000	0	0	0	0	0	0	0	0

Player Averages						
Sets Played	Kills per nset	Assists per set	Service aces per set	Digs per set	Blocks per set	Points per set
0	0.00	0.00	0.00	0.00	0.00	0.00



RACHEL TAM

Freshman | 5-4
L/DS | Basking Ridge, N.J.

High School/Club Team
Ridge | Atlantic Valley & Central Jersey

Major: Business

17

AT THE NET

- Has played in 10 matches.
- Tallied two digs against UVA (9/27).
- Posted a career-high two digs versus UC Irvine (9/13).
- Collected her first career dig at Liberty (9/7).
- First match at the college level came vs. Northwestern (8/31).
- Four-year letterwinner.
- Courier News 2017 New Jersey Player of the Year.
- NJ Star Ledger 2017 first-team all-state.
- Two-time NJ Skyland first-team all-conference.
- Led Ridge to a state championship in 2017 with a 26-0 record.
- Became the first player in school history to rack up more than 1,000 digs, finishing with 1,171.
- In the classroom, was the president of the National Honor Society.
- Student Council VP.
- Project Adventure Peer Leader and Board Member.
- Habitat for Humanity Class Representative.
- Honor Roll.
- Also considered Georgetown and Wake Forest.
- Her mother, Juanita, played college volleyball at Amherst College.
- Her brother, Jonathan, played baseball at Villanova and made the All-BIG EAST Academic Team and led the league with the best ERA.
- Her sister, Kelsey, played volleyball for Wesleyan University and was named to the All-NESCAC Academic Team.

SEASON/CAREER HIGHS

Kills.....
Hitting percentage.....
Assists 1 vs. UC Irvine (9/13/19)
Aces.....
Digs..... 2, 2x, last at UVA (9/27/19)
Blocks

MATCH-BY-MATCH STATS

Date	Opponent	Attack				Set				Serve				Recept				Blocking				Team					
		SP	K	E	TA	PCT	A	TA	PCT	SA	SE	TA	PCT	RE	TA	PCT	DIG	BS	BA	BE	TOTAL	BHE	POINTS	HIT%	SCORE		
08/31/2019	vs Northwestern	3	0	0	.000	0	0	.000	0	1	4	.750	0	0	.000	0	0	0	0	0	0	0	0	0	0	.070	0-3
09/06/2019	vs Elon	4	0	0	.000	0	0	.000	0	0	7	1.000	0	0	.000	2	0	0	0	0	0	0	0	0	0	.214	3-1
09/07/2019	vs Davidson	4	0	0	.000	0	0	.000	0	1	8	.875	0	0	.000	0	0	0	0	0	0	0	0	0	0	.179	3-1
09/07/2019	at Liberty	2	0	0	.000	0	0	.000	0	1	2	.500	0	0	.000	1	0	0	0	0	0	0	0	0	0	.159	1-3
09/10/2019	at VCU	1	0	0	.000	0	0	.000	0	0	1	1.000	0	0	.000	0	0	0	0	0	0	0	0	0	0	.220	1-3
09/13/2019	vs UC Irvine	4	0	0	.000	1	1	1.000	0	1	7	.857	0	0	.000	2	0	0	0	0	0	0	0	0	0	.253	3-2
09/14/2019	at Air Force	3	0	0	.000	0	0	.000	0	2	4	.500	0	0	.000	1	0	0	0	0	0	0	0	0	0	.202	3-1
09/27/2019	at Virginia	2	0	0	.000	0	0	.000	0	1	2	.500	0	2	1.000	2	0	0	0	0	0	0	0	0	0	.204	1-3
09/29/2019	at Pittsburgh	1	0	0	.000	0	1	1.000	0	0	0	.000	0	0	.000	0	0	0	0	0	0	0	0	0	0	.263	0-3
10/04/2019	at NC State	1	0	0	.000	0	0	.000	0	0	0	.000	1	2	.500	0	0	0	0	0	0	0	0	0	0	.153	2-3
Totals		25	0	0	.000	1	2	.500	0	7	35	.800	1	4	.750	8	0	0	0	0	0	0	0	0	0	0	0

Player Averages						
Sets Played	Kills per nset	Assists per set	Service aces per set	Digs per set	Blocks per set	Points per set
25	0.00	0.04	0.00	0.32	0.00	0.00





MARISA CERCHIO (Sir-ko)

Junior | 6-3
MB/RS | Cincinnati, Ohio

High School/Club Team
Turpin | NKYVC

Major: Marketing

19

Liberty Invitational All-Tournament Team
Two-time ACC Academic Honor Roll
2018-19 All-ACC Academic Volleyball Team

AT THE NET

- Has played in all 19 matches.
- Tallied 10 kills and two blocks versus Clemson (10/11).
- Tied her season high with 15 kills against UVA (9/27).
- Earned double-digit kills in seven straight matches from Sept. 6-14, averaging 3.17 kills per set during that stretch.
- Racked up a season-high 15 kills at VCU (9/10).
- Went off at the Liberty Invitational (9/6-7), recording at least 13 kills and three blocks in all three matches to be named the top attacker of the tournament.
- Played and started in 30 matches in 2018.
- Hit a season-best .831, the third-best mark in school history, with 13 kills and four blocks against William & Mary (8/31).

SEASON HIGHS

Kills.....15, 2x, last at UVA (9/27/19)
Hitting percentage......455 vs. USC Upstate (8/30/19)
Assists 1, 3x, last at Pitt (9/27/19)
Aces 1 vs. Georgia Tech (10/13/19)
Digs.....2, 2x, last Charlotte (9/21/19)
Blocks.....5 vs. Elon (9/6/19)

CAREER HIGHS

Kills.....15, 3x, last at UVA (9/27/19)
Hitting percentage..... 1.00 vs. Wake Forest (10/20/17)
Assists 1, 3x, last vs. UC Irvine (9/13/19)
Aces 3 vs. Presbyterian (8/25/18)
Digs.....6 vs. Notre Dame (10/8/17)
Blocks..... 11 vs. Clemson (11/21/18)

MATCH-BY-MATCH STATS

Date	Opponent	Attack			Set			Serve			Recept			Blocking			Team							
		SP	K	E	TA	PCT	SA	SE	TA	PCT	RE	TA	PCT	DIG	BS	BA	TOTAL	BHE	POINTS	HIT%	SCORE			
08/20/2019	vs USC Upstate	*4	11	1	22	.455	0	0	.000	0	0	.000	2	0	2	0	2.0	0	12.0	234	3-1			
08/30/2019	at Miami (OH)	*4	7	5	27	.074	1	2	.500	0	0	.000	0	1	1	0	0.0	0	8.0	164	1-3			
08/31/2019	vs Northwestern	3	8	6	22	.091	0	0	.000	0	0	.000	2	0	3	0	3.0	0	9.5	070	0-3			
09/06/2019	vs Elon	*4	13	1	32	.375	0	0	.000	0	0	.000	2	0	5	0	5.0	0	15.5	214	3-1			
09/07/2019	vs Davidson	*4	14	5	31	.290	0	1	.000	0	0	.000	0	0	4	0	4.0	0	16.0	179	3-1			
09/07/2019	at Liberty	4	15	4	38	.289	0	0	.000	0	2	1.000	0	0	3	0	3.0	0	16.5	159	1-3			
09/10/2019	at VCU	*4	15	4	33	.333	0	0	.000	0	0	.000	0	0	3	0	3.0	0	15.0	220	1-3			
09/13/2019	vs UC Irvine	*5	12	6	31	.384	1	1	1.000	0	1	1.000	2	0	3	0	3.0	0	13.5	253	3-2			
09/13/2019	vs Loyola Chicago	*4	13	5	28	.286	0	0	.000	0	0	.000	1	0	2	1	2.0	0	14.0	333	3-1			
09/14/2019	at Air Force	*4	12	5	32	.219	0	0	.000	0	0	.000	0	0	0	0	0.0	0	12.0	202	3-1			
09/20/2019	Chattanooga	*3	6	1	13	.385	0	1	.000	0	0	.000	1	0	1	0	1.0	0	6.5	190	3-2			
09/20/2019	Arkansas St.	*4	10	8	34	.059	0	1	.000	0	0	.000	0	0	4	0	4.0	0	12.0	130	1-3			
09/21/2019	Charlotte	*3	8	4	27	.148	0	1	.000	0	0	.000	2	0	0	1	0.0	0	8.0	174	0-3			
09/27/2019	at Virginia	*4	15	7	33	.242	0	1	.000	0	0	.000	0	0	1	0	1.0	0	15.5	204	1-3			
09/29/2019	at Pittsburgh	3	7	4	19	.368	1	2	.500	0	0	.000	0	0	1	2	1.0	0	7.5	263	0-3			
10/04/2019	at NC State	5	10	8	34	.059	0	0	.000	0	0	.000	0	1	0	0	0.0	0	10.0	153	2-3			
10/06/2019	at North Carolina	4	11	4	26	.423	0	0	.000	0	0	.000	0	1	1	0	1.0	0	12.0	346	1-3			
10/11/2019	Clemson	*4	10	3	24	.292	0	0	.000	0	0	.000	1	1	0	0	0.0	0	11.0	120	1-3			
10/13/2019	Georgia Tech	*3	8	1	14	.500	0	1	.000	1	0	1.000	0	0	2	0	2.0	0	10.0	113	0-3			
Totals			73	205	82	.520	.237	3	11	.273	1	0	12	1.000	0	4	1.000	18	1	35	5	18.5	0	224.5

Player Averages						
Sets Played	Kills per set	Assists per set	Service aces per set	Digs per set	Blocks per set	Points per set
73	2.81	0.04	0.01	0.25	0.25	3.08



ABBY MCKINZIE

Senior | 5-9
L/DS | East Leroy, Mich.

High School/Club Team
St. Philip Catholic Central | Dead Frog

Major: Communications

20

Three-time ACC Academic Honor Roll
ACC and VT SAAC President

AT THE NET

- Has played in 16 matches.
- Recorded seven digs against UNC (10/6).
- Posted a season-high two assists and five digs vs. UVA (9/27).
- Had 20 digs at the Hokie Invitational (9/20-21).
- Got her first assist of the season versus Chattanooga (9/20).
- Recorded four digs against Loyola Chicago (9/13).
- Scooped up a season-high eight digs and got her first ace of the season versus UC Irvine (9/13).
- Played in 21 matches in 2018.
- Tied a career-high two assists versus Syracuse (11/18).
- Tallied a season-high eight digs against Virginia (11/9).
- Had two digs vs. Syracuse (11/2) and one dig vs. BC (11/4).
- Finished with her second-highest dig total of the season with three against then-No. 22 Louisville (10/12).

SEASON HIGHS

Kills.....
Hitting percentage.....
Assists 2 at UVA (9/27/19)
Aces 1, 2x, last at No. 4 Pitt (9/29/19)
Digs..... 8 vs. UC Irvine (9/13/19)
Blocks.....

CAREER HIGHS

Kills..... 1 vs. Temple (9/2/16)
Hitting percentage..... 1.00 at Temple (9/2/16)
Assists 2, 4x, last at Syracuse (11/18/18)
Aces 4 vs. Robert Morris (9/1/18)
Digs..... 11, 2x, last vs. Idaho State (8/25/17)
Blocks.....

MATCH-BY-MATCH STATS

Date	Opponent	Attack			Set			Serve			Recept			Blocking			Team					
		SP	K	E	TA	PCT	SA	SE	TA	PCT	RE	TA	PCT	DIG	BS	BA	TOTAL	BHE	POINTS	HIT%	SCORE	
08/20/2019	vs USC Upstate	2	0	0	.000	0	0	.000	0	1	3	.667	0	0	.000	0	0	0.0	0	0.0	234	3-1
08/30/2019	at Miami (OH)	1	0	0	.000	0	0	.000	0	0	2	1.000	0	0	.000	0	0	0.0	0	0.0	164	1-3
08/31/2019	vs Northwestern	1	0	0	.000	0	0	.000	1	0	3	1.000	1	3	.667	1	0	0.0	0	1.0	070	0-3
09/07/2019	at Liberty	1	0	0	.000	0	0	.000	0	0	3	1.000	0	1	1.000	0	0	0.0	0	0.0	159	1-3
09/10/2019	at VCU	2	0	0	.000	0	0	.000	0	0	8	1.000	0	4	1.000	2	0	0.0	0	0.0	220	1-3
09/13/2019	vs UC Irvine	5	0	0	.000	0	2	.000	1	1	20	.950	0	10	1.000	8	0	0.0	0	1.0	253	3-2
09/13/2019	vs Loyola Chicago	4	0	0	1.000	0	3	.000	0	0	14	1.000	0	10	1.000	4	0	0.0	0	0.0	333	3-1
09/14/2019	at Air Force	4	0	0	.000	0	5	.000	0	0	15	1.000	1	11	.909	1	0	0.0	0	0.0	202	3-1
09/20/2019	Chattanooga	5	0	0	.000	1	5	.200	1	1	9	.889	1	9	.889	7	0	0.0	0	1.0	190	3-2
09/20/2019	Arkansas St.	4	0	0	.000	0	3	.000	0	0	11	1.000	0	7	1.000	6	0	0.0	0	0.0	130	1-3
09/21/2019	Charlotte	3	0	0	.000	0	0	.000	1	2	10	.800	0	12	1.000	7	0	0.0	0	1.0	174	0-3
09/27/2019	at Virginia	4	0	0	.000	2	3	.667	0	1	18	.944	2	26	.923	5	0	0.0	0	0.0	204	1-3
09/29/2019	at Pittsburgh	*3	0	0	.000	0	3	.000	1	0	7	1.000	0	14	1.000	4	0	0.0	0	1.0	263	0-3
10/04/2019	at NC State	*1	0	0	.000	0	2	.000	0	0	4	1.000	0	2	1.000	1	0	0.0	0	0.0	153	2-3
10/06/2019	at North Carolina	*4	0	0	.000	0	2	.000	0	1	17	.941	0	13	1.000	7	0	0.0	0	0.0	346	1-3
10/11/2019	Clemson	1	0	0	.000	0	0	.000	0	0	1	1.000	0	2	1.000	0	0	0.0	0	0.0	120	1-3
Totals			45	0	0	1.000	3	31	.097	5	7	145	.952	5	124	.960	53	0	0	0	5.0	

Player Averages						
Sets Played	Kills per set	Assists per set	Service aces per set	Digs per set	Blocks per set	Points per set
45	0.00	0.07	0.11	1.18	0.00	0.11



KAI YOUNG

Junior | 5-11
MB | Charlotte, N.C.

High School/Club Team
Charlotte Christian | Carolina Union

Major: Multimedia Journalism

22

Hokie Invitational All-Tournament Team 2018-19 ACC Academic Honor Roll

AT THE NET

- Has played in 16 matches.
- Tallied five kills, one dig and two blocks against UVA (9/27).
- THad a total of 14 kills at the Hokie Invitational (9/20-21).
- Tied her season high of seven blocks vs. Arkansas State (9/20).
- Collected a season-high nine kills and three blocks against UC Irvine (9/13).
- Owned five kills and a season-high seven blocks vs. Elon (9/6).
- Played in 24 matches, drawing 23 starts in 2018.
- Played volleyball and ran track at Charlotte Christian.
- Father, Bryant Young, played football at Notre Dame and was a 14-year NFL veteran with the San Francisco 49ers, earning four Pro Bowls and a XXIX Super Bowl ring. He used to coach the defensive line for the Atlanta Falcons (2017-18).
- Mother ran track at Notre Dame.

SEASON HIGHS

Kills.....9 vs. UC Irvine (9/13/19)
Hitting percentage......800 vs. Loyola Chicago (9/13/19)
Assists.....
Aces.....
Digs.....2 vs. Chattanooga (9/20/19)
Blocks.....7, 2x, last vs. Arkansas State (9/20/19)

CAREER HIGHS

Kills.....13 at Charlotte (8/25/18)
Hitting percentage.....1.00 (3x)
Assists.....1 (2x)
Aces.....
Digs.....2 vs. Chattanooga (9/20/19)
Blocks.....8 at Charlotte (8/25/18)

MATCH-BY-MATCH STATS

Date	Opponent	SP	K	E	TA	PCT	A	TA	PCT	SA	SE	TA	PCT	RE	TA	PCT	DIG	BS	BA	BE	TOTAL	BHE	POINTS	HIT%	SCORE
08/30/2019	vs USC Upstate	2	2	7	0.000	0	0.000	0	0.000	0	0	0.000	0	0	0.000	0	1	3	1	4.0	0	4.5	234	3-1	
08/30/2019	at Miami (OH)	*4	2	4	10	200	0	1.000	0	0	0.000	0	1	1.000	1	0	3	1	3.0	0	3.5	164	1-3		
08/31/2019	vs Northwestern	*3	1	3	11	182	0	2.000	0	0	0.000	0	0	0.000	0	0	2	1	2.0	0	2.0	070	0-3		
09/06/2019	vs Elon	*4	5	2	15	200	0	0.000	0	0	0.000	0	0	0.000	0	0	7	0	7.0	0	8.5	214	3-1		
09/07/2019	vs Davidson	3	3	3	15	000	0	0.000	0	0	0.000	0	0	0.000	0	0	4	2	4.0	0	5.0	179	3-1		
09/07/2019	at Liberty	*1	0	0	0	000	0	0.000	0	0	0.000	0	0	0.000	0	0	0	0	0.0	0	0.0	159	1-3		
09/10/2019	at VCU	*3	4	1	7	429	0	1.000	0	0	0.000	0	0	0.000	0	0	0	3	0.0	0	4.0	220	1-3		
09/13/2019	vs UC Irvine	*5	9	3	18	333	0	2.000	0	0	0.000	0	1	1.000	1	0	3	0	3.0	0	10.5	253	3-2		
09/13/2019	vs Loyola Chicago	*4	4	0	5	800	0	2.000	0	0	0.000	0	0	0.000	0	0	4	0	4.0	0	6.0	333	3-1		
09/14/2019	at Air Force	*4	1	2	10	100	0	0.000	0	0	0.000	0	0	0.000	1	0	2	0	2.0	0	2.0	202	3-1		
09/20/2019	Chattanooga	*5	6	0	12	500	0	0.000	0	0	0.000	0	0	0.000	2	0	3	0	3.0	0	7.5	190	3-2		
09/20/2019	Arkansas St.	*4	2	1	10	100	0	1.000	0	0	0.000	0	0	0.000	1	0	7	0	7.0	0	5.5	130	1-3		
09/21/2019	Charlotte	*3	6	2	14	286	0	0.000	0	0	0.000	0	1	1.000	0	0	2	0.0	2.0	0	6.0	174	0-3		
09/27/2019	at Virginia	*4	5	3	12	167	0	2.000	0	0	0.000	0	1	1.000	1	0	2	0	2.0	0	6.0	204	1-3		
09/29/2019	at Pittsburgh	*3	0	3	6	000	0	2.000	0	0	0.000	0	0	0.000	1	0	1	0	1.0	0	0.5	263	0-3		
10/04/2019	at NC State	*2	1	2	6	167	0	0.000	0	0	0.000	0	0	0.000	0	0	1	0	1.0	0	1.5	153	2-3		
Totals		54	51	31	158	.127	0	13	0.000	0	0	0	0	4	1.000	8	1	42	10	22.0	0	73.0			

Player Averages	Sets Played	Kills per set	Assists per set	Service aces per set	Digs per set	Blocks per set	Points per set
	54	0.94	0.00	0.00	0.15	0.41	1.35



TALYN JACKSON (TAL-lynn)

Sophomore | 5-11
S | Gardnerville, Nev.

High School/Club Team
Douglas | Silve State

Major: Criminology

23

Amy Svoboda Memorial Classic All-Tournament 2018-19 ACC Academic Honor Roll

AT THE NET

- Has played in all 19 matches.
- Recorded 34 assists, two kills, two digs and two blocks against Clemson (10/11).
- Had a career-high seven kills, 44 assists vs. NC State (10/4).
- Tallied seven double-doubles in a row from Sept. 7-20, the most consecutively by a player in the Jill Wilson era.
- Racked up 138 assists at the Air Force tournament (9/13-14), averaging 10.62 assists a set to make the all-tournament team.
- Put together back-to-back 50-assist outings, recording a career-high 54 assists versus UC Irvine (9/13) and 50 assists against Loyola Chicago (9/13).
- Appeared in 16 matches with one start in 2018.
- Enrolled in January 2018, practicing with the team in the spring and playing in its scrimmages.

SEASON HIGHS

Kills.....7 at NC State (10/4/19)
Hitting percentage......667 vs. Charlotte (9/21/19)
Assists.....54 vs. UC Irvine (9/13/19)
Aces.....3 vs. Arkansas State (9/20/19)
Digs.....14, 2x, last at UVA (9/27/19)
Blocks.....3 vs. Elon (9/7/19)

CAREER HIGHS

Kills.....7 at NC State (10/4/19)
Hitting percentage.....1.000 vs. Campbell (8/31/18)
Assists.....54 vs. UC Irvine (9/13/19)
Aces.....3 vs. Arkansas State (9/20/19)
Digs.....14, 2x, last at UVA (9/27/19)
Blocks.....4 vs. William & Mary (8/31/18)

MATCH-BY-MATCH STATS

Date	Opponent	SP	K	E	TA	PCT	A	TA	PCT	SA	SE	TA	PCT	RE	TA	PCT	DIG	BS	BA	BE	TOTAL	BHE	POINTS	HIT%	SCORE
08/30/2019	vs USC Upstate	*1	0	3	000	24	60	400	0	0	5	1.000	0	0.000	8	0	11	0	1.0	0	0.5	234	3-1		
08/30/2019	at Miami (OH)	4	4	1	7	429	27	92	293	0	2	11	818	0	0	0.000	4	1	0	0	5.0	164	1-3		
08/31/2019	vs Northwestern	*3	1	1	5	000	21	84	250	0	0	10	1.000	0	0	0.000	7	0	0	0	1.0	070	0-3		
09/06/2019	vs Elon	*4	4	0	11	364	38	130	292	2	1	20	950	0	0	0.000	8	0	3	0	3.0	214	3-1		
09/07/2019	vs Davidson	*4	6	1	11	455	37	117	316	0	2	11	818	0	0	0.000	6	0	1	1	1.0	6.5	179	3-1	
09/07/2019	at Liberty	*4	4	0	10	400	33	113	292	0	1	10	900	0	0	0.000	13	0	1	0	0	4.0	159	1-3	
09/10/2019	at VCU	*4	3	2	10	100	43	99	434	0	1	11	909	0	0	0.000	12	0	2	0	2.0	1	4.0	220	1-3
09/13/2019	vs UC Irvine	*5	1	0	2	500	54	127	425	1	1	18	944	3	1	1.000	10	2	0	2	2.0	3.0	253	3-2	
09/13/2019	vs Loyola Chicago	*4	2	0	7	286	50	112	446	2	1	19	947	0	0	0.000	13	1	1	1	2.0	1	5.5	333	3-1
09/14/2019	at Air Force	*4	3	2	8	125	34	97	351	0	1	20	950	0	0	0.000	13	0	1	0	1.0	3.5	202	3-1	
09/20/2019	Chattanooga	*5	3	1	5	400	50	143	350	1	1	15	933	0	0	0.000	10	0	1	0	1.0	2	4.5	190	3-2
09/20/2019	Arkansas St.	*4	2	8	000	35	116	302	3	0	23	1.000	0	1	1.000	14	0	2	0	2.0	6.0	130	1-3		
09/21/2019	Charlotte	*3	2	0	3	667	29	91	319	0	0	6	1.000	1	1	1.000	4	0	0	0	0	2.0	174	0-3	
09/27/2019	at Virginia	*4	6	0	9	667	42	120	350	1	0	14	1.000	1	1	1.000	14	0	0	0	2.0	7.0	204	1-3	
09/29/2019	at Pittsburgh	*3	1	1	6	167	21	75	280	0	0	9	1.000	0	1	1.000	4	0	0	1	0.0	1.0	2.63	0-3	
10/04/2019	at NC State	*5	7	1	14	429	44	167	263	0	0	13	1.000	0	0	0.000	5	0	2	0	2.0	8.0	153	2-3	
10/05/2019	at North Carolina	*4	2	1	5	400	42	123	341	0	1	17	941	0	0	0.000	6	0	0	0	0	2.0	346	1-3	
10/11/2019	Clemson	*4	2	2	0	000	34	113	301	1	1	11	909	0	0	0.000	3	0	2	0	2.0	1	4.0	120	1-3
10/13/2019	Georgia Tech	*3	0	3	5	600	25	84	298	0	0	9	1.000	0	0	0.000	4	0	0	0	0	0.0	1.13	0-3	
Totals		73	53	18	139	.252	683	2063	331	11	13	252	.948	0	7	1.000	157	2	18	4	11.0	11	75.0		

Player Averages	Sets Played	Kills per set	Assists per set	Service aces per set	Digs per set	Blocks per set	Points per set
	73	0.73	9.36	0.15	2.15	0.15	1.03



NCAA STATS

Statistic	National Rank	Conference Rank	Value	National Leader	Value	Conference Leader	Value
Aces Per Set (332 ranked)	325	15	0.92	Coastal Carolina	2.18	Syracuse	1.58
Assists Per Set (332 ranked)	224	15	11.05	Cincinnati	14.03	Pittsburgh	13.71
Blocks Per Set (332 ranked)	282	14	1.59	VCU	3.32	Florida St.	2.96
Digs Per Set (332 ranked)	161	3	14.51	Bradley	20.24	Notre Dame	15.71
Hitting Percentage (332 ranked)	237	14	0.183	Texas	0.326	Pittsburgh	0.267
Kills Per Set (332 ranked)	242	15	11.80	Cincinnati	14.94	Pittsburgh	14.82
Match W-L Pctg. (331 ranked)	243	15	0.368	Baylor	1.000	Pittsburgh	0.944
Opp Hitting Percentage (332 ranked)	264	11	0.227	New Mexico St.	0.093	Pittsburgh	0.146
Team Assists (332 ranked)	101	4	829	Omaha	1,053	Boston College	901
Team Attacks Per Set (332 ranked)	136	4	35.03	Bradley	41.30	Notre Dame	37.32
Team Digs (332 ranked)	85	2	1,088	Southern Ill.	1,437	NC State	1,093
Team Kills (332 ranked)	113	5	885	Prairie View	1,128	Boston College	962
Team Service Aces (332 ranked)	287	14	69	UMES	183	Boston College	107
Team Total Attacks (332 ranked)	59	1	2,627	Prairie View	3,485	Virginia Tech	2,627
Team Total Blocks (332 ranked)	227	11	119.5	VCU	232.5	North Carolina	177.5

Statistic	Player	National Rank	Conference Rank	Value	National Leader	Value	Conference Leader	Value
Aces Per Set (150 ranked)					Sophia Cerino, Western Ky.	0.79	Julia Bergmann, Georgia Tech	0.51
Assists Per Set (150 ranked)	Talyn Jackson	111	7	9.36	Armania Heckenmueller, Cincinnati	11.69	Matti McKissock, Georgia Tech	11.20
Attacks Per Set (150 ranked)					Sarah Davis, Sacramento St.	13.71	Charley Niego, Notre Dame	11.43
Blocks Per Set (299 ranked)					Jasmin Sneed, VCU	1.74	Taryn Knuth, Florida St.	1.62
Digs Per Set (150 ranked)	Logan Mosley	82	3	4.47	Yumi Garcia, Charlotte	6.57	Kaylee Frazier, NC State Kelsey Miller, Virginia	4.48 4.48
Hitting Percentage (150 ranked)					Kodie Comby, Georgia Tech	0.468	Kodie Comby, Georgia Tech	0.468
Kills Per Set (150 ranked)					Jordan Thompson, Cincinnati	6.20	Polina Shemanova, Syracuse	4.52
Kills SG Highs (0 ranked)								
Points (150 ranked)					Jordan Thompson, Cincinnati	436.0	Melissa Evans, NC State	302.5
Points Per Set (150 ranked)					Jordan Thompson, Cincinnati	6.81	Polina Shemanova, Syracuse	5.20
Service Aces (124 ranked)					Sophia Cerino, Western Ky.	53	Jelena Novakovic, Virginia	33
Total Assists (150 ranked)	Talyn Jackson	44	2	683	Rachel Koop, UNI	856	Zoe Nunez, Notre Dame	733
Total Attacks (149 ranked)	Cera Powell	149	3	615	Sarah Davis, Sacramento St.	1,124	Charley Niego, Notre Dame	789
Total Blocks (194 ranked)					Jasmin Sneed, VCU	122	Taryn Knuth, Florida St.	84
Total Digs (298 ranked)	Logan Mosley	47	1	331	Yumi Garcia, Charlotte	506	Logan Mosley, Virginia Tech	331
Total Kills (149 ranked)					Jordan Thompson, Cincinnati	397	Melissa Evans, NC State	273
Triple Doubles (12 ranked)					Rachel Maguire, Southern Ill.	9		



LAST FOUR BOX SCORES

Site: 10/4/2019 Attendance: 1377 Time: 11:01 pm
 Date: 10/4/2019 Attendance: 1377 Time: 11:01 pm
 Officials:

Set Scores	1	2	3	4	5
Virginia Tech (2)	19	30	12	25	5
NC State (3)	25	28	25	20	15

Virginia Tech (7-9)

#	Player	SP	Attack			Set	Serve			Block			Defense	Rec	PTS	
			K	E	TA		PCT	A	E	SA	SE	BS				BA
19	Cerchio, Marisa	5	10	8	34	.059	0	0	0	0	0	0	1	0	0	10
1	Smith, Kaitly	5	14	4	42	.238	0	0	0	1	0	0	16	0	1	14.5
10	Thomas, Kylie	5	1	0	1	1.000	1	0	0	1	0	0	22	0	0	1
23	Jackson, Talyn	5	7	1	14	.429	44	2	0	0	2	0	5	0	0	8
2	Zier, Anabel	5	9	3	28	.214	1	0	1	3	0	3	2	0	0	11.5
3	Powell, Cera	5	14	8	55	.109	0	0	0	1	1	0	4	0	0	15.5
4	Mosley, Logan	5	0	1	2	-.500	3	0	0	0	0	0	26	0	1	0
TM TEAM		5	0	0	0	.000	0	0	0	0	0	0	0	0	0	0
14	Talamazzi, Ester	4	0	2	4	-.500	3	0	2	0	0	0	6	0	0	0
6	Robinson, Angel	4	3	0	10	.300	0	0	0	0	0	0	0	0	0	3
11	Lynch, Sarah Jane	3	0	0	0	.000	0	0	0	0	0	0	0	0	0	0
22	Young, Kai	2	1	2	6	-.167	0	0	0	0	0	1	0	0	0	1.5
20	McKinzie, Abby	1	0	0	0	.000	0	0	0	0	0	0	1	0	0	0
17	Tam, Rachel	1	0	0	0	.000	0	0	0	0	0	0	0	0	0	1
Totals		55	59	29	196	.153	52	2	1	7	1	8	83	0	3	65.0

Set	K	E	TA	%
1	11	5	40	0.15
2	21	9	57	0.211
3	10	7	34	0.088
4	13	4	45	0.2
5	4	4	20	0
59	29	196	.153	

NC State (6-10)

#	Player	SP	Attack			Set	Serve			Block			Defense	Rec	PTS	
			K	E	TA		PCT	A	E	SA	SE	BS				BA
2	Irvin, Grace	5	0	0	1	.000	14	0	1	2	0	0	0	31	0	1
17	Kemp, Jessica	5	22	5	43	.395	0	0	0	1	4	0	1	0	0	25
3	Evans, Melissa	5	20	6	56	.250	0	0	0	0	0	0	1	0	0	20
15	Parchment, Jade	5	15	6	42	.214	1	0	1	0	0	2	0	15	0	17
10	Bryant, Savannah	5	0	0	3	.000	2	0	0	0	0	0	0	11	0	0
7	Chukuekwu, Pam	5	9	1	14	.571	0	0	0	0	1	6	1	1	0	13
18	Sharpton, Nina	5	0	0	3	.000	31	0	3	0	1	0	18	1	0	0.5
8	McDonald, Daniela	5	2	2	18	.000	0	0	1	0	5	0	7	0	0	4.5
TM TEAM		5	0	0	0	.000	0	0	0	0	0	0	0	0	0	0
20	Terry, Lauryn	4	3	1	11	.182	0	0	1	1	4	0	0	0	0	7
5	McDaniel, Kristen	4	0	0	0	.000	19	1	0	1	0	0	8	0	0	0
Totals		53	71	21	191	.262	67	1	3	8	3	22	1	93	1	88.0

Set	K	E	TA	%
1	19	3	41	0.39
2	16	5	42	0.262
3	14	2	32	0.375
4	13	10	56	0.054
5	9	1	20	0.4
71	21	191	.262	

	1	2	3	4	5	Total
Tie scores	6	7	0	6	2	21
Lead changes	6	7	0	6	2	21

Site: 10/11/2019 Attendance: 748 Time: 6:01 pm
 Date: 10/11/2019 Attendance: 748 Time: 6:01 pm
 Officials:

Set Scores	1	2	3	4
Clemson (3)	18	25	25	25
Virginia Tech (1)	25	21	18	10

Clemson (7-10,4-2 ACC)

#	Player	SP	Attack			Set	Serve			Block			Defense	Rec	PTS	
			K	E	TA		PCT	A	E	SA	SE	BS				BA
1	Korte, Kaylin	4	13	5	35	.229	0	0	1	1	0	0	0	0	1	14
6	Deloney, Alyssa	4	5	3	12	.167	0	0	3	0	0	1	0	3	0	8.5
19	Howell, Madi	4	0	0	1	.000	4	0	1	0	0	0	25	0	1	1
22	Thomas, Solei	4	6	3	19	.158	0	2	0	0	1	0	0	0	0	7
15	Alberts, Ashtynne	4	12	5	30	.233	0	0	0	0	0	0	1	0	0	12
3	Radtke, Jori	4	0	0	2	.000	1	0	0	1	0	0	0	14	0	0
10	Wilnot, Maddie	4	0	0	0	.000	1	0	2	1	0	0	0	8	0	2
18	Slawik, McKenna	4	0	1	7	-.143	36	0	1	0	0	2	0	7	0	0
34	Clark, Ani	4	11	5	21	.286	1	0	0	0	4	1	0	1	0	15.5
TM TEAM		4	0	0	0	.000	0	0	0	0	0	0	0	0	0	1
Totals		40	47	22	127	.197	43	2	8	3	5	4	67	0	3	62.0

Set	K	E	TA	%
1	12	11	39	0.026
2	14	4	32	0.313
3	10	3	29	0.241
4	11	4	27	0.259
47	22	127	.197	

Virginia Tech (7-11,3-2 ACC)

#	Player	SP	Attack			Set	Serve			Block			Defense	Rec	PTS	
			K	E	TA		PCT	A	E	SA	SE	BS				BA
19	Cerchio, Marisa	4	10	3	24	.292	0	0	0	0	0	0	2	0	0	11
1	Smith, Kaitly	4	12	6	38	.158	1	0	0	3	0	1	0	15	0	3
10	Thomas, Kylie	4	0	0	0	.000	0	0	1	1	0	0	0	5	0	2
11	Lynch, Sarah Jane	4	0	0	0	.000	0	0	1	1	0	0	0	1	0	1
7	Wyner, Tessa	4	10	4	26	.231	0	0	0	2	0	2	0	4	0	11
23	Jackson, Talyn	4	2	2	10	.000	34	0	1	1	0	2	0	3	1	0
2	Zier, Anabel	4	4	4	13	.000	0	0	0	0	3	0	2	1	0	5.5
3	Powell, Cera	4	5	6	30	.033	2	0	0	0	0	0	0	6	0	5
4	Mosley, Logan	4	0	0	0	.000	3	0	0	0	0	0	0	15	0	2
TM TEAM		4	0	0	0	.000	0	0	0	0	0	0	0	0	0	1
20	McKinzie, Abby	1	0	0	0	.000	0	0	0	0	0	0	0	0	0	0
14	Talamazzi, Ester	1	0	1	1	-.000	0	0	0	0	0	0	0	0	0	0
Totals		42	43	26	142	.120	40	0	3	8	0	10	0	51	2	8

Set	K	E	TA	%
1	13	4	37	0.243
2	15	5	38	0.263
3	12	9	38	0.079
4	3	8	29	-.172
43	26	142	.120	

	1	2	3	4	Total
Tie scores	3	1	4	4	12
Lead changes	3	1	4	4	12

Site: Chapel Hill, N.C.
 Date: 10/6/2019 Attendance: 682 Time: 1:02 PM
 Officials: 1st Referee: Sue Wainio-Otto, 2nd Referee: Michael Holder, Line Judge: Rob Boggs, Line Judge: Chanel Davis

Set Scores	1	2	3	4
Virginia Tech (1)	20	25	22	21
North Carolina (3)	25	22	25	25

Virginia Tech (7-10, 0-4 ACC)

#	Player	SP	Attack			Set	Serve			Block			Defense	Rec	PTS	
			K	E	TA		PCT	A	E	SA	SE	BS				BA
1	Katy Smith	4	12	4	30	.267	1	0	0	2	0	0	0	16	0	12.0
2	Anabel Zier	4	9	0	17	.529	0	0	1	0	2	0	1	0	0	10.0
6	Angel Robinson	4	5	3	17	.118	1	0	0	0	1	0	0	0	0	6.0
10	Kylie Thomas	4	0	0	1	.000	0	0	1	1	0	0	0	8	0	11.5
20	Abby McKinzie	4	0	0	0	.000	0	0	1	0	0	0	0	7	0	0.0
23	Talyn Jackson	4	2	1	5	.200	42	0	1	0	0	0	0	5	0	2.0

COMBINED SEASON STATS

##	Player	SP	Attack					Set		Serve			Dig			Blocking				PTS		
			K	K/S	E	TA	PCT	A	A/S	SA	SE	SA/S	RE	DIG	DIG/S	BS	BA	TOT/S	BLK/S		BE	BHE
	Caloyannides, Melody	0	0	0.00	0	0	.000	0	0.00	0	0	0.00	0	0	0.00	0	0	0	0.00	0	0	0.0
1	Smith, Kaity	49	101	2.06	50	322	.158	9	0.18	2	14	0.04	21	107	2.18	0	6	6	0.12	0	1	106.0
2	Zier, Anabel	75	115	1.53	41	295	.251	2	0.03	7	29	0.09	0	22	0.29	13	45	58	0.77	7	1	157.5
3	Powell, Cera	74	174	2.35	87	615	.141	4	0.05	3	2	0.04	2	40	0.54	4	23	27	0.36	1	1	192.5
4	Mosley, Logan	74	4	0.05	2	17	.118	61	0.82	13	6	0.18	19	331	4.47	0	0	0	0.00	0	1	17.0
5	Raffety, Carol	30	1	0.03	0	2	.500	7	0.23	4	9	0.13	4	31	1.03	0	0	0	0.00	0	0	5.0
6	Robinson, Angel	16	20	1.25	10	63	.159	2	0.13	0	0	0.00	0	0	0.00	2	5	7	0.44	0	0	24.5
7	Wyner, Tessa	49	135	2.76	59	390	.195	1	0.02	6	13	0.12	9	75	1.53	0	16	16	0.33	7	0	149.0
10	Thomas, Kylie	70	1	0.01	0	6	.167	11	0.16	8	14	0.11	18	166	2.37	0	0	0	0.00	0	0	9.0
11	Lynch, Sarah Jane	19	2	0.11	0	8	.250	32	1.68	3	2	0.16	0	9	0.47	0	1	1	0.05	0	2	5.5
14	Talamazzi, Ester	32	23	0.72	22	91	.011	10	0.31	6	14	0.19	1	63	1.97	0	2	2	0.06	0	0	30.0
16	Williams, Jennifer	0	0	0.00	0	0	.000	0	0.00	0	0	0.00	0	0	0.00	0	0	0	0.00	0	0	0.0
17	Tam, Rachel	25	0	0.00	0	0	.000	1	0.04	0	7	0.00	1	8	0.32	0	0	0	0.00	0	0	0.0
19	Cerchio, Marisa	73	205	2.81	82	520	.237	3	0.04	1	0	0.01	0	18	0.25	1	35	36	0.49	5	0	224.5
20	McKinzie, Abby	45	0	0.00	0	1	.000	3	0.07	5	7	0.11	5	53	1.18	0	0	0	0.00	0	0	5.0
22	Young, Kai	54	51	0.94	31	158	.127	0	0.00	0	0	0.00	0	8	0.15	1	42	43	0.80	10	0	73.0
23	Jackson, Talyn	73	53	0.73	18	139	.252	683	9.36	11	13	0.15	0	157	2.15	2	18	20	0.27	4	11	75.0
VIRGINIA TECH		75	885	11.80	367	2627	.197	829	11.05	69	130	0.92	97	1088	14.51	23	193	119.5	1.59	34	17	908.5
Opponents		75	1015	13.53	374	2671	.240	944	12.59	98	166	1.31	69	1143	15.24	29	227	142.5	1.90	25	27	1,090.5

	VATECH	OPP	Date	Opponent	Score	Score-by-set	Att.
ATTACK			08/30/2019	vs USC Upstate	W 3-1	25-11,25-27,25-22,25-12	0
Kills	885	1015	08/30/2019	at Miami (OH)	L 1-3	21-25,20-25,25-18,17-25	564
Errors	367	374	08/31/2019	vs Northwestern	L 0-3	21-25,12-25,21-25	101
Total Attacks	2627	2671	09/06/2019	vs Elon	W 3-1	25-19,25-18,21-25,25-19	79
Attack Pct	.197	.240	09/07/2019	vs Davidson	W 3-1	21-25,25-23,25-21,25-16	62
Kills/Set	11.8	13.5	09/07/2019	at Liberty	L 1-3	25-23,22-25,15-25,22-25	619
SET			09/10/2019	at VCU	L 1-3	25-21,19-25,19-25,19-25	498
Assists	829	944	09/13/2019	vs UC Irvine	W 3-2	25-19,25-14,22-25,22-25,15-8	0
Attempts	2667	2728	09/13/2019	vs Loyola Chicago	W 3-1	21-25,25-20,25-23,25-22	0
Assist Pct	.311	.346	09/14/2019	at Air Force	W 3-1	25-15,25-19,23-25,25-21	274
Assists/Set	11.1	12.6	09/20/2019	Chattanooga	W 3-2	25-22,19-25,25-23,23-25,15-7	147
SERVE			09/20/2019	Arkansas St.	L 1-3	25-27,25-19,22-25,22-25	758
Aces	69	98	09/21/2019	Charlotte	L 0-3	13-25,25-27,14-25	629
Errors	130	166	* 09/27/2019	at Virginia	L 1-3	26-28,25-23,13-25,20-25	1089
Attempts	1595	1681	* 09/29/2019	at Pittsburgh	L 0-3	14-25,22-25,18-25	935
Serve Pct	.918	.901	* 10/04/2019	at NC State	L 2-3	19-25,30-28,12-25,25-20,5-15	1377
Aces/Set	0.9	1.3	* 10/06/2019	at North Carolina	L 1-3	20-25,25-22,22-25,21-25	682
SERVE RECEPTIONS			* 10/11/2019	Clemson	L 1-3	25-18,21-25,18-25,10-25	748
Errors	97	69	* 10/13/2019	Georgia Tech	L 0-3	15-25,15-25,16-25	713
Errors/Set	1.3	0.9					
Attempts	1514	1465					
Reception Pct	.936	.999					
DEFENSE							
Digs	1088	1143					
Digs/Set	14.5	15.2					
BLOCKING							
Block solo	23	29					
Block Assist	193	227					
Total Blocks	119.5	142.5					
Blocks/Set	1.6	1.9					
Block Errors	34	25					
Ball handling errors	17	27					
ATTENDANCE							
Total	2995	6038					
Dates/Avg Per Date	5/599	8/755					
Neutral Site #/Avg	6/40	-					
Current win streak	0	-					
Home win streak	0	-					





1
Kaity SMITH
OH | 6-1 | So.
Florence, Ky.



2
Anabel ZIER
MB/RS | 6-2 | Fr.
Blacksburg, Va.
(ZEER)



3
Cera POWELL
OH | 6-0 | Fr.
Pittsboro, N.C.
(SEER-uh)



4
Logan MOSLEY
L/DS | 5-6 | Fr.
Apex, N.C.



5
Carol RAFFETY
L/DS | 5-11 | Sr.
Novato, Calif.



6
Angel ROBINSON
MB | 6-0 | So.
Norman, Okla.



7
Tessa WYNER
OH | 5-11 | So.
Charleston, W.Va.



10
Kylie THOMAS
L/DS | 5-7 | Jr.
Sterling, Va.



11
Sarah Jane LYNCH
S | 6-2 | So.
Roswell, Ga.



14
Ester TALAMAZZI
OH | 6-0 | Sr.
Campo Ligure, Genoa, Italy
(Tal-uh-MAHT-zee)



16
Jennifer WILLIAMS
OH | 6-1 | r-Fr.
Staunton, Va.



17
Rachel TAM
L/DS | 5-4 | Fr.
Basking Ridge, N.J.



19
Marisa CERCHIO
MB/RS | 6-3 | Jr.
Cincinnati, Ohio
(SIR-ko)



20
Abby McKINZIE
L/DS | 5-9 | Sr.
East Leroy, Mich.



22
Kai YOUNG
MB | 5-11 | Jr.
Charlotte, N.C.



23
Talyn JACKSON
S | 5-11 | So.
Gardnerville, Nev.
(TAL-Lynn)



Jill WILSON
Head Coach
LSU, 2001



John WASIELEWSKI
Associate Head Coach
Penn State, 1990
(Was-uh-LEW-ski)




Thomas AMBERG
Assistant Coach
UCLA, 2012



Leah JOSEPH
Director of Operations
Georgia Southern, 2016



Lauren REICHARD
Volunteer Assistant Coach
Georgia Southern, 2019
(REE-kerd)



Kayla RESCO
Head Manager

