



# HOKIES®

## 2018 Virginia Tech Volleyball Match Notes

### #FuelTheFire

Sept. 7-8, 2018 | Matches 7, 8 & 9 | Athens, Ohio  
Bobcat Invitational | Convocation Center

#### INFORMATION

##### Virginia Tech Hokies



Record .....6-0, 0-0 ACC  
Starters R/L .....4+Liber0/2  
Head Coach .....Jill Wilson  
Record (Years).....16-21 (2nd)

##### IUPUI



##### Jaguars



Record .....2-5, 0-0 Horizon  
Starters R/L .....4/2+Liber0  
Head Coach .....Steve Payne  
Record (Years).....280-345 (22nd)

##### Ohio



##### Bobcats

Record .....2-5, 0-0 MAC  
Starters R/L .....6+Liber0/0  
Head Coach .....Deane Webb  
Record (Years).....81-46 (5th)

##### Samford



##### Bulldogs

Record .....2-5, 0-0 SoCon  
Starters R/L .....4+Liber0/2  
Head Coach .....Keylor Chan  
Record (Years).....23-19 (2nd)

#### PROJECTED STARTERS

#	Name	K	Pct.	A	D	B
1	Kaity Smith (OH)	76	.291	5	49	7
4	Jaila Tolbert (RS)	53	.270	1	13	20
9	Rhegan Mitchell (S)	5	.455	112	31	5
14	Ester Talamazzi (OH)	50	.164	3	63	7
19	Marisa Cerchio (MB)	54	.350	1	7	27
22	Kai Young (MB)	33	.185	0	2	18
5	Carol Raffety (L)	0	.000	23	70	0
or						
10	Kylie Thomas (L)	0	.000	9	40	0

#### SERIES HISTORY

IUPUI Series .....First meeting  
Ohio Series .....Ohio leads 5-0  
Ohio First Meeting .....Ohio won 3-0 in 2002  
Ohio Last Meeting .....Ohio won 3-2 in 2016  
Samford Series .....First meeting

#### AT THE NET

- Virginia Tech's volleyball team enters the season with 10 returning letterwinners, including four starters and its libero back.
- Tech has 16 student-athletes on the roster and of the 16, 11 are underclassmen. One of the youngest groups in the ACC, 69 percent of Tech's team is freshmen and sophomores.
- Though the Hokies will be youthful in 2018, they do bring back All-ACC selection Jaila Tolbert at the right-side hitter position.
- Tolbert is coming off her best season yet and had quite the summer, too, as the senior competed on the U.S. Collegiate National Team.
- Tech has been one of the best on the service lines thus far, owning the No. 2 aces per set mark (2.43) in the country.
- A big reason why is that the Hokies racked up 37 aces this past weekend at the Hokie Invitational - 13 vs. William & Mary, 11 vs. Campbell and 13 vs. Robert Morris.
- Sophomore Ester Talamazzi tallied eight of her own against William & Mary, tying the second-most aces in school history.

#### LAST TIME OUT

- Trailing 1-0 going into the second set versus Robert Morris, Tech won the next three frames to claim the Hokie Invitational.
- The win marked Jill Wilson's fourth tournament title since taking over in Blacksburg. She led Tech to winning the Pepsi Panther Invitational and A-State Invitational in 2017 and the Charlotte Invitational two weeks ago.
- Hokie Invitational MVP Marisa Cerchio hit north of .400 for the third time on the weekend, finishing with a .429 clip on seven kills, while posting four digs, two aces and a block.
- Sophomore Kaity Smith put down a season-high 17 kills and collected eight digs while tallying two aces and blocks. Of the six matches this year, the Kentucky native has had 10 or more kills in five of the six contests. Smith earned all-tournament honors.

#### WHO TO WATCH



- Ester Talamazzi has been on one at the service line, owning the best aces per set average in the ACC with 0.71. (More on page 3)

### 2018 Schedule

#### AUGUST

16	(1) VS. RADFORD	W, 3-2
24	(2) VS. USC UPSTATE	W, 3-0
25	(2) VS. PRESBYTERIAN	W, 3-0
25	(2) AT CHARLOTTE (C-USA TV)	W, 3-2
31	(3) WILLIAM & MARY (ACC NETWORK EXTRA)	W, 3-0
31	(3) CAMPBELL (ACC NETWORK EXTRA)	W, 3-0

#### SEPTEMBER

1	(3) ROBERT MORRIS (ACC NETWORK EXTRA)	W, 3-1
7	(4) VS. IUPUI	12:30 P.M.
7	(4) AT OHIO (ESPN+)	7:30 P.M.
8	(4) VS. SAMFORD	11 A.M.
11	VCU (ACC NETWORK EXTRA)	6 P.M.
15	(5) VS. NO. 12 BAYLOR	1 P.M.
16	(5) AT UTSA	1 P.M.
21	NO. 14 PITT* (ACC NETWORK EXTRA)	6 P.M.
23	VIRGINIA* (ACC NETWORK EXTRA)	1 P.M.
28	NORTH CAROLINA* (ACC NETWORK EXTRA)	6 P.M.
30	NC STATE* (ACC NETWORK EXTRA)	1 P.M.

#### OCTOBER

5	AT GEORGIA TECH*	7 P.M.
7	AT CLEMSON*	1 P.M.
12	AT RV LOUISVILLE*	7 P.M.
14	AT NOTRE DAME*	NOON
19	WAKE FOREST* (ACC NETWORK EXTRA)	6 P.M.
21	DUKE* (ACC NETWORK EXTRA)	1 P.M.
26	AT MIAMI (FLA.)*	7 P.M.
28	AT FLORIDA STATE* (ACC NETWORK EXTRA)	1 P.M.

#### NOVEMBER

2	SYRACUSE* (ACC NETWORK EXTRA)	6 P.M.
4	BOSTON COLLEGE* (ACC NETWORK EXTRA)	1 P.M.
9	AT VIRGINIA*	7 P.M.
16	AT BOSTON COLLEGE*	7:30 P.M.
18	AT SYRACUSE*	1 P.M.
21	CLEMSON* (ACC NETWORK EXTRA)	3 P.M.

\* ACC MATCH | ALL TIMES ET AND ARE SUBJECT TO CHANGE

- 1-EXHIBITION
- 2-CHARLOTTE INVITATIONAL
- 3-HOKIE INVITATIONAL
- 4-BOBCAT TOURNAMENT
- 5-UTSA TOURNAMENT

#### VIRGINIA TECH CONTACT

Lance Dozier  
Assistant Director, Strategic Communications  
Phone: (507) 993-1898  
Email: lance17@vt.edu

### Social



@HokiesVB



@HokiesVB



/HokieSports



@VT\_VBall



**AVCA Top 25 Week 2 Poll**

Sept. 3 | *Opponents in italics*

Team (1st place)	Points	Record	Last
1 Minnesota (35)	1538	5-0	3
2 Wisconsin (6)	1460	4-0	8
3 BYU (7)	1424	5-0	9
4 Stanford (8)	1414	4-1	1
5 Penn State (4)	1289	5-0	6
6 Texas	1274	3-1	2
7 Nebraska (3)	1257	4-1	5
8 Florida	1117	3-2	4
9 UCLA	1085	4-0	10
10 USC (1)	1076	5-1	7
11 Illinois	1048	5-0	11
12 Washington	813	3-1	13
13 <i>Pittsburgh</i>	799	6-0	14
14 Creighton	716	4-2	15
15 <i>Baylor</i>	604	4-2	12
t-16 Kentucky	582	3-3	16
t-16 San Diego	582	1-3	19
18 Oregon	514	4-2	18
19 Purdue	450	5-0	20
20 Michigan	310	5-0	23
21 Utah	299	5-1	22
22 Cal Poly	216	5-1	24
23 Washington State	202	4-0	NR
24 Colorado	192	3-2	21
25 Marquette	165	5-1	NR

**Receiving Votes:** Iowa State 88; Northern Iowa 68; Alabama 30; Arizona 28; *Louisville* 27; Cincinnati 26; Wichita State 26; Colorado State 21; Oregon State 13; UCF 12; Wyoming 12; Georgia 11; Michigan State 7

**NCAA RPI**

Dec. 18 | *Opponents in italics*

Team	Conference	Record
1 Florida	SEC	30-2
2 Penn State	B1G	33-2
3 Nebraska	B1G	32-4
4 Kentucky	SEC	29-4
5 Stanford	Pac-12	30-4
6 Texas	Big 12	27-3
7 Minnesota	B1G	28-6
8 Washington	Pac-12	25-8
9 USC	Pac-12	25-10
10 Utah	Pac-12	24-10
11 UCLA	Pac-12	21-11
12 Michigan State	B1G	24-9
13 Wisconsin	B1G	22-10
14 Creighton	BIG EAST	26-7
15 BYU	WCC	30-3
16 Iowa State	Big 12	22-7
17 <i>Baylor</i>	<i>Big 12</i>	24-7
18 Colorado	Pac-12	24-10
19 Wichita State	American	29-4
20 Kansas	Big 12	22-8
21 San Diego	WCC	25-5
22 Cal Poly	Big West	27-3
23 Oregon	Pac-12	18-12
24 Illinois	B1G	23-11
25 Purdue	B1G	23-10
26 <i>Louisville</i>	ACC	24-7
27 Missouri	SEC	22-12
28 <i>Pitt</i>	ACC	26-7
29 WKU	C-USA	31-4
30 Colorado State	MWC	29-4

**QUICK FACTS**

University Name .....Virginia Tech  
 Location .....Blacksburg, Va.  
 Founded .....1872  
 Enrollment .....34,440  
 President..... Dr. Timothy Sands  
 Director of Athletics..... Whit Babcock  
 Nickname .....Hokies  
 Mascot .....Hokie Bird  
 Colors..... Chicago Maroon and Burnt Orange  
 Affiliation ..... NCAA Division I  
 Conference.....Atlantic Coast

**2017 INFORMATION, 2018 PREVIEW**

Overall Record ..... 10-21  
 ACC Record ..... 4-16 (12th)  
 Starters Returning/Lost ..... 4 + Libero/2  
 Letterwinners Returning/Lost..... 10/8  
 Newcomers.....6  
 Home Court..... Cassell Coliseum  
 Capacity ..... 9,275

**2018 Key Information**

**RETURNING STARTERS (4 + Libero)**

Rhegan Mitchell	S	Racked up 1,122 assists (9.93 a/s), 243 digs, 66 kills
Carol Raffety	L/DS	Team-high 440 digs, 32 SA, 102 assists
Kaity Smith	OH	Posted 309 kills, 190 digs, ACC All-Freshmen Team
Ester Talamazzi	OH	Turned in 290 kills, 229 digs, 27 aces, 24 blocks
Jaila Tolbert	RS	Tallied a team-high 318 kills (.318 clip), 2nd team All-ACC

**OTHERS RETURNING (5)**

Melody Caloyannides	OH	Posted 15 kills, 22 digs in 15 sets
Marisa Cerchio	MB/OH	Registered 114 kills, 25 blocks, 15 digs in 76 sets
Abby McKinzie	L/DS	Recorded 103 digs, six aces in 89 sets
Kylie Thomas	L/DS	Tallied 78 digs, eight aces in 53 sets
Kai Young	MB	Collected 20 kills, 22 blocks in 34 sets

**NEWCOMERS (6)**

Talyn Jackson	S	Senior Aces Top 150, NIAA all-state, three-time All-League
Sarah Jane Lynch	S	Senior Aces Top 150, GHSA all-state, AAU All-American
Angel Robinson	MB	Led North Norman HS to state finals twice, OSSAA all-state
Jennifer Williams	OH	Led Robert E. Lee HS to state final, VHSL all-state
Tessa Wyner	OH	Three-time West Virginia Gatorade Player of the Year
Peyton Yelich	MB	IHSAA all-state, led Crown Point HS to state final

**STARTERS LOST (2)**

Cara Cunningham	MB	Team-high 81 blocks, 132 kills, hit .246
Stacey Christy	MB	Hit .291 with 160 kills, 70 blocks

No.	Name	Pos.	Ht.	Cl.	Hometown	High School (Previous School)
1	Kaity Smith	OH	6'1"	So.	Florence, Ky.	Randall Cooper
4	Jaila Tolbert	RS	6'1"	Sr.	Minneapolis, Minn.	Breck School
5	Carol Raffety	L/DS	5'11"	Jr.	Novato, Calif.	Marin Catholic
6	Angel Robinson	MB	6'0"	Fr.	Norman, Okla.	Norman North
7	Tessa Wyner	OH	5'11"	Fr.	Charleston, W.Va.	George Washington
9	Rhegan Mitchell	S	5'8"	r-Sr.	Peachtree City, Ga.	McIntosh
10	Kylie Thomas	L/DS	5'7"	So.	Sterling, Va.	Potomac Falls
11	Sarah Jane Lynch	S	6'2"	Fr.	Roswell, Ga.	Mount Pisgah Christian
13	Peyton Yelich	MB	6'3"	Fr.	Crown Point, Ind.	Crown Point
14	Ester Talamazzi	OH	6'0"	So.	Campo Ligure, Genoa, Italy	Liceo Scientifico A. Antonelli
16	Jennifer Williams	OH	6'1"	Fr.	Staunton, Va.	Robert E. Lee
19	Marisa Cerchio	MB/OH	6'3"	So.	Cincinnati, Ohio	Turpin
20	Abby McKinzie	L/DS	5'9"	Jr.	East Leroy, Mich.	St. Philip Catholic Central
21	Melody Caloyannides	OH	6'0"	Jr.	Reston, Va.	South Lakes
22	Kai Young	MB	5'11"	So.	Charlotte, N.C.	Charlotte Christian
23	Talyn Jackson	S	5'11"	Fr.	Gardnerville, Nev.	Douglas

**Head Coach:** Jill Wilson (LSU, 2001), 2nd Season  
**Associate Head Coach:** John Wasielewski (Penn State, 1990), 2nd season  
**Assistant Coach:** Thomas Amberg (UCLA, 2012), 2nd season  
**Volunteer Assistant Coach:** Kayla Schanback (Campbell, 2018), 1st season  
**Director of Operations:** Leah Joseph (Georgia Southern, 2016), 2nd season  
**Head Manager:** Kayla Resco, 2nd season

**Pronunciations**

Melody Caloyannides: cal-oh-yahn-EE-dis	Marisa Cerchio: SIR-ko	Jaila Tolbert: JAY-lah
Ester Talamazzi: Tal-uh-MAHT-zee	Talyn Jackson: TAL-lynn	Peyton Yelich: Yell-it-ch
John Wasielewski: Was-uh-LEW-ski	Rhegan Mitchell: like (Ronald) Reagan	





**2018 ACC Standings**

Team	Overall	ACC	Pct.
1. Georgia Tech	8-0	0-0	1.00
Boston College	6-0	0-0	1.00
No. 14 Pittsburgh	6-0	0-0	1.00
<b>Virginia Tech</b>	<b>6-0</b>	<b>0-0</b>	<b>1.00</b>
Syracuse	2-0	0-0	1.00
6. Notre Dame	4-1	0-0	.800
7. Duke	4-2	0-0	.667
RV Louisville	4-2	0-0	.667
9. NC State	3-2	0-0	.600
10. Clemson	4-3	0-0	.571
11. Miami (Fla.)	2-3	0-0	.400
North Carolina	2-3	0-0	.400
13. Virginia	2-4	0-0	.333
14. Florida State	1-4	0-0	.200
15. Wake Forest	0-6	0-0	.000

**2018 Preseason ACC Coaches' Poll**

- Pitt (196 points)
- Louisville (180)
- Florida State (171)
- Notre Dame (137)
- Duke (134)
- North Carolina (121)
- Miami (117)
- NC State (117)
- Syracuse (110)
- Georgia Tech (68)
- 11. Virginia Tech (55)**
- Clemson (54)
- Wake Forest (51)
- Virginia (37)
- Boston College (27)

**2018 ACC Preseason All-Conference**

Kaylin Korte, Sr., OH/RS, Clemson  
 Leah Meyer, Jr., MB, Duke  
 Payton Caffrey, Jr., OH, Florida State  
 Taryn Knuth, So., MB, Florida State  
 Jasmine Bennett, Sr., MB, Louisville  
 Melanie McHenry, Jr., OH, Louisville  
 Wilma Rivera, Sr., S, Louisville  
 Molly Sauer, Sr., L, Louisville  
 Haley Templeton, R-Sr., S, Miami  
 Melissa Evans, So., OPP, NC State  
 Kylie Pickrell, Sr., S, NC State  
 Ryann DeJarld, Sr., L, Notre Dame  
 Jemma Yeadon, Jr., OH, Notre Dame  
 Kamalani Akeo, Sr., S, Pitt  
 Nika Markovic, Jr., RS, Pitt  
 Stephanie Williams, R-Jr., OH, Pitt  
 Santita Ebangwese, Sr., MB, Syracuse  
**Jaila Tolbert, Sr., RS, Virginia Tech**

**GREENSBORO, N.C.** – Pitt has been chosen as the 2018 Atlantic Coast Conference volleyball preseason favorite in a vote of the league's 15 head coaches, announced on Aug. 3.

The reigning ACC Co-Champion Panthers received all 14 possible first-place votes and 196 points, as coaches were not allowed to vote for their own teams.

**AT THE LINE**

- This past weekend, Tech outperformed its opponents on the service line by a 37-7 advantage.
- Tech posted 11-plus aces in all three of its matches, marking the first time doing so in the Jill Wilson era. The previous best was nine against South Dakota State on Aug. 25, 2017.
- Only trailing ACC foe Notre Dame, Tech is second in the nation for aces per set average.

#	Name	Sets	Aces	Avg.
1.	Notre Dame (ACC)	16	41	2.56
2.	Virginia Tech (ACC)	21	51	2.43
3.	South Carolina (SEC)	21	49	2.33
4.	NC A&T (MEAC)	15	35	2.33
5.	Brown (Ivy)	11	25	2.27

**BLOCK PARTY**

- Sophomore Marisa Cerchio averaged 0.33 blocks per set her first year in the maroon and orange, playing a reserve role at middle blocker.
- With three matches in a starter role opening weekend, Cerchio tallied at least four blocks per match in the Queen City.
- The Ohio native's 1.73 blocks per was the top mark in the ACC after opening weekend. This past weekend, Cerchio racked up eight blocks to make her average on the season 1.29 - sixth best in ACC.

**BLOCK PARTY II**

- Tech recorded 34 blocks opening weekend and won the block battle in all three matches against its opponents in Charlotte. Out of Tech's 31 matches last fall, it only won the block battle nine times.
- Of the nine matches, it went 5-4 in those contests. Vice versa, when it did not win the block battle, it went 4-17.
- The Hokies finished last in the ACC in blocks per set, owning an average of 1.70. With hopes of improving upon that number, Tech is off to a strong start with a clip of 2.43 – eighth best in the ACC.

**ON THE ROAD AGAIN**

- Tech will play its first eight of 12 matches on the road and will host its first conference match against defending ACC champion Pitt on Sept. 21.

**CURRY SAYS A FEW WORDS**

- Tech volleyball alum Sonya Curry, formerly Adams and wife of Tech men's basketball standout Dell Curry, was in Charlotte last weekend and gave the Hokies a pep talk before their match against the 49ers inside Halton Arena.
- The talk, which was giving them encouragement on and off the court, seemed to work as Tech went on to stay perfect on the weekend with a 3-2 win over Charlotte.



**CAREER HIGHS FOR DAYS**

- Sophomore Kai Young, a native of Charlotte, North Carolina, put on for her city in the final match against her hometown 49ers.
- The middle blocker rewrote her career high for kills and blocks. Her previous bests were seven in each department and that came in the same match against Boston College on Oct. 29, 2017.
- Middle blocker Marisa Cerchio had herself a day against the 49ers, too, tallying a line of 15 kills and 10 blocks to mark her first-ever double-double.
- Cerchio's top previous numbers were 12 kills against Virginia on Sept. 27, 2017, and three blocks versus Ole Miss on Sept. 1, 2017.

**RACKING IT UP**

- With trips to the states of North Carolina, Ohio and Texas for nonconference tournaments, the Hokies will rack up over 3,500 miles of travel.
- The closest of the three trips will be to Charlotte, North Carolina (173 miles one way).

**THE SCHEDULE**

- Tech's opponents in 2018: 14 registered winning seasons, nine collected 20 or more wins and eight finished the year inside the top 50 RPI last fall.
- The ACC sent six teams to the NCAA Tournament in 2017, including Pitt, Florida State, Louisville, Miami (Fla.), NC State and Notre Dame. Tech will face all six teams this season, with four of the six matches being on the road.

**ACC RANKS**

- Tech No. 1 in the ACC for opponent assists per set average with 8.38, while being No. 2 for opponent hitting percentage with .105.
- Sophomore Kaity Smith has the seventh-best average for kills per set (3.62) and sixth-best aces per set mark (0.43) in the league.
- After a great weekend at the service line, outside hitter Ester Talamazzi owns the No. 1 aces per set average (0.71) in the conference. Her eighth-act against William & Mary tied the second-most mark in school history with Annie Spicer on Sept. 10, 2004, versus ULM.

**ALMOST THERE**

- Libero Carol Rafferty is nine digs away from reaching the 1,000-dig plateau. She will become the 17th Hokie to ever accomplish the feat.

**USA - TOLBERT**

- Jaila Tolbert tried out in Colorado Springs, Colorado this spring and made the U.S. Collegiate National Team.
- The Minnesota native competed on the red, white blue in Detroit for over a week with 23 other collegiate student-athletes.
- She was assigned to one of two 12-member teams that played three exhibitions against each other, with her team winning 2-1.
- Tolbert hopes to bring what she learned on the trip back to Tech and on the court.





**LAST TIME THE TEAM...**

Won a match.....	Robert Morris, 3-1, 9/1/18
Lost a match.....	Pitt, 3-0, 11/24/17
Won at home.....	Robert Morris, 3-1, 9/1/18
Lost at home.....	Pitt, 3-0, 11/24/17
Won on the road.....	at Charlotte, 3-2, 08/25/18
Lost on the road.....	at Louisville, 3-0, 11/12/17
Won in three sets.....	Campbell, 3-0, 8/31/18
Lost in three sets.....	Pitt, 3-0, 11/24/17
Won in four sets.....	Robert Morris, 3-1, 9/1/18
Lost in four sets.....	Florida State, 3-1, 11/17/17
Won in five sets.....	at Charlotte, 3-2, 08/25/18
Lost in five sets.....	Duke, 3-2, 10/22/17
Beat an ACC team.....	Virginia, 3-2, 11/22/17
Lost to an ACC team.....	Pitt, 3-0, 11/24/17
Beat an ACC team at home.....	Virginia, 3-2, 11/22/17
Lost to an ACC team at home.....	Pitt, 3-0, 11/24/17
Beat an ACC team on the road.....	at Virginia, 3-1, 9/27/17
Lost to an ACC team on the road.....	at Louisville, 3-0, 11/12/17
Beat a nonconference team.....	Robert Morris, 3-1, 9/1/18
Lost to a nonconference team.....	ETSU, 3-0, 9/16/17
Beat nonconference team at home.....	Robert Morris, 3-1, 9/1/18
Lost to nonconference team at home.....	ETSU, 3-0, 9/16/17
Beat nonconference team on road.....	at Charlotte, 3-2, 08/25/18
Lost to nonconference team on road.....	vs. Maryland, 3-0, 9/9/17
Beat a ranked team.....	at No. 19 Michigan State, 3-1, 9/4/15
Lost to a ranked team.....	at No. 19 Florida State, 3-1, 9/24/17
Beat an unranked team.....	Robert Morris, 3-1, 9/1/18
Lost to an unranked team.....	Pitt, 3-0, 11/24/17

Started a season 9-0.....	2009
Was 10 matches over .500 in a season.....	2013 (11 matches over .500 at 12-1)
Had 70 or more kills in a match.....	Idaho State, 75, 8/25/17
Had 200 or more attacks in a match.....	Chattanooga, 204, 9/19/15
Hit .300 or better in a match.....	Campbell, .318, 8/31/18
Hit .400 or better in a match.....	vs. South Dakota State, .402, 8/25/17
Had 65 or more assists in a match.....	at Charlotte, 67, 08/25/18
Had 10 or more aces in a match.....	vs. Bowling Green State, 10, 9/12/15
Had 75 or more digs in a match.....	at Charlotte, 81, 08/25/18
Had 85 or more digs in a match.....	Appalachian State, 85, 08/26/16
Had 10.0 or more blocks in a match.....	at Charlotte, 18, 08/25/18
Had 20.0 or more blocks in a match.....	Virginia, 20, 11/28/15



Virginia Tech's volleyball team went 2-0 against rival Virginia in the Commonwealth Clash, presented by Virginia529, in 2017.

**LAST TIME AN INDIVIDUAL...**

Had 20 or more kills in a match.....	Virginia, 21, Kaity Smith, 11/22/17
Had 30 or more kills in a match.....	vs. Idaho State, 30, Kaity Smith, 8/25/17
Had 50 or more attacks in a match.....	vs. Idaho State, 51, Kaity Smith, 8/25/17
Hit over .500 in a match.....	Campbell, .562, Jaila Tolbert, 8/31/18
Hit over .600 in a match.....	William & Mary, .812, Marisa Cerchio, 8/31/18
Hit over .800 in a match.....	William & Mary, .812, Marisa Cerchio, 8/31/18
Had 45 or more assists in a match.....	Robert Morris, 45, Talyn Jackson, 9/1/18
Had 55 or more assists in a match.....	Duke, 55, Rhegan Mitchell, 10/22/17
Had 70 or more assists in a match.....	Liberty, 86, Kelli O'Dell, 10/17/00
Had 4 or more aces in a match.....	Robert Morris, 4, Abby McKinzie, 9/1/18
Had 8 or more aces in a match.....	William & Mary, 8, Ester Talamazzi, 8/31/18
Had 25 or more digs in a match.....	Radford, 27, Carol Raffety, 9/16/16
Had 30 or more digs in a match.....	Georgia Tech, 30, Morgan O'Neill, 11/3/12
Had 10 or more blocks in a match.....	at Charlotte, 10, Marisa Cerchio, 8/25/18
Had 15 or more blocks in a match.....	West Virginia, 17, Cheryl Stinson, 10/5/01
Opponent had less than 30 kills in a match.....	Campbell, 27, 8/31/18
Two players had 17 or more kills each in a match.....	Chattanooga (5 sets) - Amanda McKinzie (17), Kennedy Bryan (17) - 9/19/15

**What's a Hokie?**



The answer leads all the way back to 1896 when Virginia Agricultural and Mechanical College changed its name to Virginia Polytechnic Institute. With the change came the necessity for writing a new cheer and a contest for such a purpose was held by the student body.

Senior O.M. Stull won first prize for his "Hokie" yell which is still used today. Later, when asked if "Hokie" had any special meaning, Stull explained the word was solely the product of his imagination and was used only as an attention-getter for his yell. It soon became a nickname for all Tech teams and for those people loyal to Tech athletics.

The official university school colors - Chicago Maroon and Burnt Orange - also were introduced in 1896. The colors were chosen by a committee because they made a 'unique combination' not worn elsewhere at the time. The official definition of "hokie" is "a loyal Virginia Tech Fan".

**RETURNING NUMBERS**

- To open the 2018 season, Virginia Tech returns almost all of its kills, assists and digs personnel, but will need a push in the blocks department with departing middle blockers Stacey Christy and Cara Cunningham.

Returning Kills	Assists	Digs	Blocks	Points
2018	78.3%	95.3%	90.4%	21.4% 76.2%


**'17 CLASS OF ACC COACHES**

- The Atlantic Coast Conference entered 2017 with four new head coaches from its 15 member institutions, including Clemson's Michaela Franklin, Louisville's Dani Busboom Kelly, Virginia's Aaron Smith and Virginia Tech's Jill Wilson.
- Of the four in their new campaigns, the Cardinals' Busboom Kelly owns the best winning percentage (.757), followed by the Hokies' Wilson (.432), the Tigers' Franklin (.333) and the Cavaliers' Smith (.282).
- Previously, Busboom Kelly was an assistant coach at Nebraska, Franklin was the associate head coach at Iowa, Wilson was the associate head coach at LSU and Smith was the associate head coach at Virginia, then was promoted by the Cavaliers' athletics director at the time, Craig Littlepage.

Name	Team	Overall	ACC	Home	Away	Neutral
Dani Busboom Kelly	Louisville	28-9	18-2	16-1	9-5	3-3
Jill Wilson	Virginia Tech	16-21	4-16	6-9	5-10	6-2
Aaron Smith	Virginia	9-28	3-17	5-12	4-10	1-5
Michaela Franklin	Clemson	11-28	2-18	5-12	2-14	3-3

**YEAR 2**

- Virginia Tech Athletics last summer implemented a new design on the playing surface at Cassell Coliseum. The basketball and volleyball court displays three iconic campus spots - Torgerson Bridge, Burruss Hall and War Memorial Chapel.
- In addition to the court redesign, Tech redid the floors at the men's basketball practice facility and volleyball practice gym, at a cost of about \$35,000.



**RECORD WHEN...**

Overall:	6-0
Home:	3-0
Away:	1-0
Neutral:	2-0
Three-set match:	4-0
Four-set match:	1-0
Five-set match:	1-0
Win first set:	4-0
Lose first set:	2-0
Win first two sets:	4-0
Split first two sets:	1-0
Lose first two sets:	1-0
Against top-25 teams:	0-0
Against unranked teams:	6-0
ACC:	0-0
Home:	0-0
Away:	0-0
Three-set match:	0-0
Four-set match:	0-0
Five-set match:	0-0
Win first set:	0-0
Lose first set:	0-0
Win first two sets:	0-0
Split first two sets:	0-0
Lose first two sets:	0-0
Against top-25 teams:	0-0
Higher hitting % than opponent:	6-0
Lower hitting % than opponent:	0-0
Hit over .400:	0-0
Hit over .300:	3-0
Hit over .200:	2-0
Hit under .200:	1-0
Opponent hits under .200:	5-0
More kills than opponent:	6-0
Fewer kills than opponent:	0-0
Same kills as opponent:	0-0
More service aces than opponent:	4-0
Fewer service aces than opponent:	2-0
Same service aces as opponent:	0-0
More digs than opponent:	6-0
Fewer digs than opponent:	0-0
Same digs as opponent:	0-0
More blocks than opponent:	6-0
Fewer blocks than opponent:	0-0
Same blocks as opponent:	0-0
On Tuesday:	0-0
On Wednesday:	0-0
On Friday:	3-0
On Saturday:	3-0
On Sunday:	0-0
In August:	5-0
In September:	1-0
In October:	0-0
In November:	0-0
Current set winning streak:	3
Current set losing streak:	-
Longest set winning streak:	6
Longest set losing streak:	2
Current match winning streak:	6
Current match losing streak:	-
Current ACC match winning streak:	-
Current ACC match losing streak:	-
Longest match winning streak:	6
Longest match losing streak:	-
Current home winning streak:	3
Current home losing streak:	-
Current home ACC winning streak:	-
Current home ACC losing streak:	-

**TECH OPENERS**

- Head Coach Jill Wilson became just the second coach in Tech history to begin her first two opening weekends with a perfect 6-0 record.
- Chris Riley went 6-0 in 2006 and '07, while the previous next best was Greg Smith (4-2) in 2000 and '01.

**DID YOU KNOW**

- Virginia Tech's volleyball team squared off against North Carolina inside the Dean Smith Center on Oct. 13, 2017, in front of a crowd of 19,246.
- The 19,246 fans watching the match was the most-ever in an NCAA volleyball match, breaking the previous record of 17,561 on Dec. 19, 2015, between Texas and Nebraska for the championship.
- On Oct. 22, 2017, inside Cassell Coliseum, the Hokies took on Duke and played in their longest match of the season – a five-set affair that was two hours and 30 minutes long.
- It was the longest match for Tech since opening weekend against Milwaukee (2:24). Of Tech's 31 matches in 2017, 14 went over the two-hour mark.
- In 2018, Tech's first match was the fastest in the Jill Wilson era, with it going 1 hour, 5 minutes versus USC Upstate in a 3-0 win. The previous fastest was 1:11 in the second match of the season against South Dakota State, a 3-0 Tech win.

**TOLBERT REPS ACC**

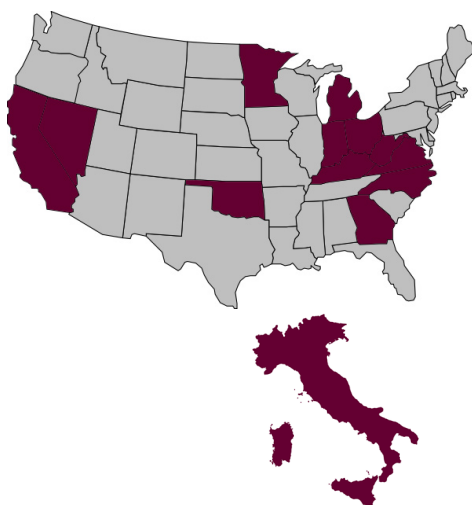
- Jaila Tolbert was selected as the ACC's lone Student-Athlete Advisory Committee (SAAC) representative on the National Division I SAAC.
- She will vote on proposals regarding welfare for student-athletes - mental health, time demands and more. Tolbert enters her second year of the two-year term and it Tech's first ever.

**THE FIRST ONE IS THE SWEETEST**

- Tech's Head Coach Jill Wilson took down rival Virginia, 3-1, on Sept. 27, 2017, earning Wilson's first-ever ACC win and the Hokies' first of 2017.
- A few days later, Virginia Tech athletics director Whit Babcock gave Coach Wilson an embroidered volleyball, signifying the first conference win for her, which tasted a little sweeter over an arch rival.
- The two teams compete every year in the Commonwealth Clash and the win gave Tech half a point, its first win of the 2017-18 academic year from the fall sports - made up of men's and women's soccer, football and volleyball.

**WHERE THEY AT**

- Tech has 16 players on the squad who represent 12 states and one international country (Italy).
- Virginia is where the most players are from on the team, making up 18.8 percent.



**STATES/COUNTRY**

- Virginia (3)
- #10 Kylie Thomas
- #16 Jennifer Williams
- #21 Melody Caloyannides
- Georgia (2)
- #9 Rhegan Mitchell
- #11 Sarah Jane Lynch
- Calif., Ind., Ky., Mich., Minn., N.C., Nev., Ohio, Okla., W.Va. (1)
- #1 Kaity Smith (Ky.)
- #4 Jaila Tolbert (Minn.)
- #5 Carol Raffety (Calif.)
- #6 Angel Robinson (Okla.)
- #7 Tessa Wyner (W.Va.)
- #13 Peyton Yelich (Ind.)
- #19 Marisa Cerchio (Ohio)
- #20 Abby McKinzie (Mich.)
- #22 Kai Young (N.C.)
- #23 Talyn Jackson (Nev.)
- Italy (1)
- #14 Ester Talamazzi

**#FuelTheFire**



"We're not there yet. We know we have a lot of work to do, but we're fueling it every single day," Wilson said in a recent radio interview with ESPN Blacksburg. "I can tell you that my players have been here the last part of the summer, and just the whole feel and the atmosphere of the culture is pretty incredible in a year's time. That's really what our theme represents. Our fans ... will see that. There is going to be a big change in the confidence and the culture that is happening. It's really, really exciting to be a part of." –

Head volleyball coach **Jill Wilson**



### SCOOPING IT UP

- Junior Carol Raffety was a force on the defensive end all season for the Hokies, racking up a team-high 440 digs.
- The libero tallied three matches of 20-plus digs, and had a 18-match streak of 10 or more digs. She already has two 20-plus digs matches in 2018.

### A DEBUT FOR THE AGES

- Kaity Smith placed her self in the record books on Aug. 25, 2017, when she led the Hokies to a 3-2 victory over Idaho State.
- Smith's 30 kills against the Bengals did the following in Tech's storied history:
  - Most ever in a debut.
  - Second freshman in school history to have over 30 kills in a match in their first season. Virginia Tech Sports Hall of Famer Lisa Pikalek racked up 38 against Southern Miss on Nov. 7, 1992.
  - Tied for the seventh-most kills in Hokie history.

### ACC FRESHMAN OF THE WEEK - 3

- Outside hitter Ester Talamazzi followed in fellow teammate Kaity Smith's footsteps, as she earned her first ACC honor on Sept. 4. Smith earned it in Week 1.
- The Italy native racked up 38 kills, 28 digs and four blocks against Ole Miss, A-State and SMU.
- Smith followed Talamazzi's award 10 weeks later and picked up her second Freshman of the Week, as announced the by the league office Nov. 13.
- The Kentucky native tallied 25 kills, 15 digs and six blocks at Notre Dame and Louisville.

### MILESTONES

- The Virginia Tech freshman kills section in the record book took a dent last season as outside hitters Ester Talamazzi and Kaity Smith made their mark on the top-10 list.
- The Italy and Kentucky natives passed Rachel Julian (251 kills), Katie Esbrook (263) and Cara Baarendse (280).
- Talamazzi is tied for eighth all-time with 290 kills, while Smith sits sixth with 309.

#	Name	Year	Kills
1.	Lisa Pikalek	1989	499
2.	Taylor Parrish	2006	444
3.	Jennifer Schmidt	1992	368
4.	Sarah Muñoz	2005	356
5.	Lindsey Owens	2013	311
6.	Kaity Smith	2017	309
7.	Felicia Willoughby	2007	303
8.	Annie Spicer	2001	290
	Ester Talamazzi	2017	290
10.	Cara Baarendse	2009	280

- Libero Carol Raffety finished her sophomore campaign 79 digs away from 1,000 in her career. If she does crack the four-digit number, she would be the 17th Hokie to ever have over 1,000 digs.
- Setter Rhegan Mitchell tallied over 1,000 assists on the year in Tech's clash with FSU on Nov. 17. It marked the first time in her career that she hit the four-digit plateau. It also marks the first time since 2013 that a Hokie racked up over 1,000 assists in a season (Jordan Fish, 1,381).

### BACK-TO-BACK CHAMPS

- Virginia Tech won its second tournament in a row on Sept. 2, 2017, claiming the A-State Invitational. It won the Pepsi Panther Invitational opening weekend.
- Five players were named to an All-Tournament Team in nonconference action - Stacey Christy (Pepsi Panther Invitational), Rhegan Mitchell (Pepsi Panther Invitational, A-State Invitational), Kaity Smith (Pepsi Panther Invitational, Thunder Invite), Ester Talamazzi (A-State Invitational) and Jaila Tolbert (A-State Invitational).
- Of those five players, Tech garnered the MVPs from two of the four tournaments - Mitchell (Pepsi Panther Invitational) and Talamazzi (A-State Invitational).

### RPI INFO

- The NCAA released the Ratings Percentage Index, its final one, on Dec. 18 - the 10th ranking of the fall.
- The Hokies finished with the No. 183 RPI, which was the 12th best in the ACC topping Virginia (197), Boston College (227) and Clemson (258).
- The ACC had six teams in the top 50, including Louisville (26), Pitt (28), Miami (32), NC State (41), Notre Dame (43) and Florida State (48).
- Among the Power Five, the ACC was tied with the SEC for owning the third-most teams in the top 50 behind the Big Ten (10) and Pac-12 (9). The Big 12 has four teams.
- In 2016, Virginia Tech finished the year with a RPI of 168, the 10th best out of the ACC.

## MATCH-BY-MATCH STARTERS

Opponent	Date	MB	MB	OH	OH	RS	S	L
USC Upstate (W, 3-0)	Aug. 24	Marisa Cerchio	Kai Young	Ester Talamazzi	Kaity Smith	Jaila Tolbert	Rhegan Mitchell	Carol Raffety
Presbyterian (W, 3-0)	Aug. 25	Marisa Cerchio	Kai Young	Ester Talamazzi	Kaity Smith	Jaila Tolbert	Rhegan Mitchell	Carol Raffety
Charlotte (W, 3-2)	Aug. 25	Marisa Cerchio	Kai Young	Ester Talamazzi	Kaity Smith	Jaila Tolbert	Rhegan Mitchell	Carol Raffety
William & Mary (W, 3-0)	Aug. 31	Marisa Cerchio	Kai Young	Ester Talamazzi	Kaity Smith	Jaila Tolbert	Rhegan Mitchell	Carol Raffety
Campbell (W, 3-0)	Aug. 31	Marisa Cerchio	Kai Young	Ester Talamazzi	Kaity Smith	Jaila Tolbert	Rhegan Mitchell	Carol Raffety
Robert Morris (W, 3-1)	Sept. 1	Marisa Cerchio	Kai Young	Ester Talamazzi	Kaity Smith	Jaila Tolbert	Talyn Jackson	Carol Raffety





### AVCA ACADEMIC HONOR

- The American Volleyball Coaches Association announced that the Virginia Tech volleyball program earned Team Academic Honors for the 2017-18 season.
- The AVCA honored a record 973 teams this year from both the high school and college ranks.
- The award is given to teams that hold an average 3.30 cumulative team GPA during the academic year on a 4.0 scale or 4.10 on a 5.0 scale.
- The Hokies finished the academic year with a cumulative team grade point average of 3.34.
- A total of 145 Division I schools were honored and Tech was one of five ACC schools to make the list, joining Florida State, Louisville, Miami (Fla.) and Pitt.

### SMITH LIVED UP TO THE HYPE

- Kaity Smith was included on PrepVolleyball.com's list of Top Impact Freshmen last fall during the preseason.
- Smith had a high school teammate as well who made the list, Keyton Kinley, who is a defensive specialist for Tennessee.
- Smith was named to the PrepVolleyball.com top-five impact freshman from Week 1, after her incredible weekend in Milwaukee.

### SMITH'S ROOKIE CAMPAIGN

- Kaity Smith had quite the rookie campaign as the outside hitter sits fifth all-time in Tech history for kills per set by a freshman, passing Lindsey Owens kills per set mark of 2.85 set in 2013.

#	Name	Year	K/S
1.	Lisa Pikalek	1989	3.78
2.	Taylor Parrish	2006	3.73
3.	Sarah Muñoz	2005	3.46
4.	Annie Spicer	2001	3.30
5.	Kaity Smith	2017	3.25

### DOUBLING DOWN

- Outside hitter Ester Talamazzi and setter Rhegan Mitchell each tallied double-doubles in Virginia Tech's two matches to kickoff ACC play last season.
- Talamazzi, a freshman at the time, turned in seven double-doubles her first year in Blacksburg, including three straight to begin ACC play. Mitchell posted eight in 2017 and now owns a total of 18 in her storied career.
- Kaity Smith registered five double-doubles her freshman season, with her most recent one being on Nov. 19 against Florida State when she posted 13 kills and digs.
- Smith picked up where she left off in 2017, recording two double-doubles in Charlotte. Sophomore Marisa Cerchio and freshman Talyn Jackson posted the first of their careers, too.

### COOKING FOR THE FAM

- During preseason camp, coach Jill Wilson split up the 16 players into four groups and had cooking groups through out the few weeks of camp.
- From entrées to appetizers to desserts, the groups would specialize on a night and make dinner for the team.
- The sophomore from Italy, Ester Talamazzi, stole the show in her group, as she made her favorite tiramisu, a coffee-flavored Italian dessert.

### SMITH'S KICK SAVE

- Outside hitter Kaity Smith made the NCAA Volleyball's Twitter account's top-five plays of opening weekend, with her kick-saving a ball to keep it alive. Tech went on to win the point on an attack error by Charlotte
- Smith finished the day with a double-double, her second of the season.

## TEAM MATCH-BY-MATCH

Date	Opponent	sp	attack				set			serve				recept			dig	blocking				bhe	points	score
			k	e	ta	pct	a	ta	pct	sa	se	ta	pct	re	ta	pct		bs	ba	be	total			
Aug 24, 2018	vs USC Upstate	3	44	10	86	.395	41	-	-	3	5	-	-	4	-	-	40	0	18	2	9.0	2	-	3-0
Aug 25, 2018	vs Presbyterian	3	43	20	112	.205	39	-	-	7	3	-	-	1	-	-	49	1	12	1	7.0	2	-	3-0
Aug 25, 2018	at Charlotte	5	69	35	178	.191	67	-	-	4	6	-	-	7	-	-	81	1	34	4	18.0	0	-	3-2
Aug 31, 2018	WILLIAM & MARY	3	35	9	68	.382	28	-	-	13	6	-	-	2	-	-	23	0	12	0	6.0	2	-	3-0
Aug 31, 2018	CAMPBELL	3	37	10	85	.318	35	-	-	11	8	-	-	2	-	-	37	0	10	0	5.0	1	-	3-0
Sep 01, 2018	ROBERT MORRIS	4	59	25	150	.227	52	-	-	13	9	-	-	3	-	-	69	0	12	0	6.0	1	-	3-1
Virginia Tech		21	287	109	679	.262	262	-	-	51	37	-	-	19	-	-	299	2	98	7	51.0	8	-	-
		21	189	120	658	.105	176	-	-	19	31	-	-	52	-	-	249	8	52	12	34.0	6	-	-

Sets played: 21  
 Kills per set: 13.67  
 Assists per set: 12.48

Service aces per set: 2.43  
 Digs per set: 14.24  
 Blocks per set: 2.43

Ball handling errors per set: 0.38  
 Reception errors per set: 0.90



<b>PROGRAM HISTORY</b>	
First Year	1977
All-Time Record	732-643-3
Conference Champions	(1) 1972, Metro
Tournament Championships	None
NCAA Tournaments	(1) 2010
NIVC Tournaments (0) Steve Lowe Award	1982
Postseason Record	1-1
Best record	(1992) 26-11
Best in NCAAs	(2010) 1-1
Players signed pro	12 since 2006
<b>CASSELL COLISEUM</b>	
Capacity	9,275
Opened	1962
Renovation	2017
Tech Record	371-167 (.690)
Attendance High in 2017	2,361
Winning Seasons	20
<b>MILESTONES HUNT</b>	
75 Aces	Carol Raffety, 56
250 Blocks	Jaila Tolbert, 234
1,000 Kills	Jaila Tolbert, 735
1,000 Digs	Carol Raffety, 991
3,000 Assists	Rhegan Mitchell, 2,720
100 Matches Played	Rhegan Mitchell, 83

**SCOUTING IUPUI**

- After hosting its home tournament and going 1-2, IUPUI enters the Bobcat Invitational with a 2-5 overall record. The Jaguars two wins have come in-state foes Purdue Fort Wayne and SIUE.
- Head Coach Steve Payne enters his 23rd year in Indianapolis after leading the Jaguars to a 12-4 record in the Horizon League. He led IUPUI to a postseason appearance for the second time in his career, as the Jags earned a spot in the National Invitational Volleyball Championship (NIVC).
- The Jaguars are led Haley Hoffman, who earned All-Horizon honors last fall. The middle blocker already owns 27 blocks. Libero Rachel Hickey was named Horizon League Defensive Player of the Week after scooping up a career-high 25 digs against Northern Arizona in just three sets.

**SCOUTING OHIO**

- Ohio, the preseason favorite in the MAC, is off to a 2-5 start through two weeks of action. One of the Bobcats' wins came against fellow ACC member, Wake Forest, a 3-0 sweep in Lincoln, Nebraska.
- Deane Webb is in his fifth year at the helm of the Bobcats and has won a MAC regular season title with a perfect 16-0 league year in 2014, then captured the conference tournament title in 2015, the latter of which propelled the 'Cats to their 10th NCAA Tournament appearance in program history.
- Sophomore Tia Jimerson was named the MAC East Division Offensive Player of the Week earlier this week, following her 24 kill, .409 clip weekend in the Cornhusker State. Sophomore Vera Giacomazzi has 168 assists.

**SCOUTING SAMFORD**

- At the Rebel Invitational, Samford went 0-4 dropping matches to hosts Ole Miss, Little Rock, Ohio State and Southern Miss. The Bulldogs have a 2-5 overall record entering the Bobcat Invitational.
- Entering his second season in Birmingham, Keylor Chan in his first year with the Bulldogs immediately provided a positive impact on the squad as he guided Samford to a thrilling Southern Conference Tournament championship title and an automatic bid to the NCAA Tournament.
- Krista Boesing, a preseason SoCon selection, is expected to lead the Bulldogs this year. In her last match, she posted 19 kills against Southern Miss. Kelsi Hobbs also had success against the Golden Eagles, tallying 19 kills, too.

**OPPONENT MATCH-BY-MATCH**

Date	Opponent	sp	attack				set			serve				recept			dig	blocking				bhe	points	score
			k	e	ta	pct	a	ta	pct	sa	se	ta	pct	re	ta	pct		bs	ba	be	total			
Aug 24, 2018	vs USC Upstate	3	26	25	99	.010	24	-	-	4	3	-	-	3	-	-	28	0	4	3	2.0	0	-	3-0
Aug 25, 2018	vs Presbyterian	3	28	19	101	.089	26	-	-	1	3	-	-	7	-	-	42	1	10	0	6.0	2	-	3-0
Aug 25, 2018	at Charlotte	5	49	22	164	.165	47	-	-	7	8	-	-	4	-	-	63	5	22	7	16.0	0	-	3-2
Aug 31, 2018	WILLIAM & MARY	3	20	21	73	-.014	18	-	-	2	4	-	-	13	-	-	21	2	0	2	2.0	0	-	3-0
Aug 31, 2018	CAMPBELL	3	27	22	92	.054	25	-	-	2	5	-	-	12	-	-	33	0	6	0	3.0	0	-	3-0
Sep 01, 2018	ROBERT MORRIS	4	39	11	129	.217	36	-	-	3	8	-	-	13	-	-	62	0	10	0	5.0	4	-	3-1
Opponent totals		21	189	120	658	.105	176	-	-	19	31	-	-	52	-	-	249	8	52	12	34.0	6	-	
		21	287	109	679	.262	262	-	-	51	37	-	-	19	-	-	299	2	98	7	51.0	8	-	

Sets played: 21  
 Kills per set: 9.00  
 Assists per set: 8.38

Service aces per set: 0.90  
 Digs per set: 11.86  
 Blocks per set: 1.62

Ball handling errors per set: 0.29  
 Reception errors per set: 2.48





### MATCH-BY-MATCH LEADERS

Opponent	Date	Kills	% (min. 12 A)	Assists	Aces	Digs	Blocks
USC Upstate (W, 3-0)	Aug. 24	14 - Smith	.636 - Tolbert	16 - Mitchell	2 - Talamazzi	9 - (2 players)	5- (2 players)
Presbyterian (W, 3-0)	Aug. 24	13 - Smith	.480 - Smith	23 - Mitchell	3 - Cerchio	15 - Smith	4 - Cerchio
Charlotte (W, 3-2)	Aug. 25	15 - Cerchio	.300 - Tolbert	48 - Mitchell	1 - (4 players)	22 - Talamazzi	10 - Cerchio
William & Mary (W, 3-0)	Aug. 31	13 - Cerchio	.812 - Cerchio	12 - Mitchell	8 - Talamazzi	6 - Mitchell	4 - Cerchio
Campbell (W, 3-0)	Aug. 31	9 - Tolbert	.562 - Tolbert	15 - (2 players)	3 - Talamazzi	13 - Raffety	3 - Cerchio
Robert Morris (W, 3-1)	Sept. 1	17 - Smith	.429 - Cerchio	45 - Jackson	4 - McKinzie	21 - Raffety	5 - Robinson

### DOUBLE-DOUBLES COUNT

Who	What	When
Kaity Smith.....	13 K, 15 D.....	vs. Presbyterian (8/25)
Kaity Smith.....	14 K, 14 D.....	at Charlotte (8/25)
Marisa Cerchio.....	15 K, 10 B.....	at Charlotte (8/25)
Talyn Jackson	45 A, 13 D	vs. Robert Morris (9/1)

### TEAM, PLAYER & OPPONENT HIGHS

Kills	
Team	69 at Charlotte (8/25)
Player	Kaity Smith - 17 vs. Robert Morris (9/1)
Opponent	49 - Charlotte (8/25)
Attack Percentage	
Team	.395, 44-10-86 vs. USC Upstate (8/25)
Player (min. 12 kills)	Marisa Cerchio - .812, 13-0-16 vs. William & Mary (8/31)
Opponent	.217, 39-11-129 - Robert Morris (9/1)
Assists	
Team	67 at Charlotte (8/25)
Player	Rhegan Mitchell - 48 at Charlotte (8/25)
Opponent	47 - Charlotte (8/25)
Service Aces	
Team	13 (2x) last vs. Robert Morris (9/1)
Player	Ester Talamazzi - 8 vs. William & Mary (8/31)
Opponent	7 - Charlotte (8/25)
Digs	
Team	81 at Charlotte (8/25)
Player	Ester Talamazzi - 22 at Charlotte (8/25)
Opponent	63 - Charlotte (8/25)
Total Blocks	
Team	18 at Charlotte (8/25)
Player	Marisa Cerchio - 10 at Charlotte (8/25)
Opponent	16 - Charlotte (8/25)





## Jill WILSON

- Second season at Virginia Tech
- 16th as a coach in Division I
- Produced 15 All-SEC players and '02 ACC Player of the Year
- Averaged 20-plus wins per year at LSU (10 years)

### The Wilson File

#### PERSONAL

BORN: May 6, 1979

HOMETOWN: Richmond, Texas

FAMILY: Husband, Jared

COACHING RECORD AT VIRGINIA TECH: 16-21 (2nd year)

CAREER HEAD COACHING RECORD: 16-21 (.432)

#### EDUCATION

LSU - Bachelor of Science - Business Admin., 2001

JOINED TECH STAFF: Jan. 12, 2017

YEARS OF COLLEGIATE HEAD COACHING: 1

YEARS OF COLLEGIATE COACHING: 15

#### COACHING HISTORY

2017- Virginia Tech (Head Coach)

2013-16 LSU (Associate Head Coach)

2007-12 LSU (Assistant Coach)

2006-07 Wake Forest (Assistant Coach)

2002-04 North Carolina (Assistant Coach)

2001-02 Tennessee-Martin (Graduate Assistant)

#### PLAYING HISTORY

1997-00 LSU (outside hitter)

4-year letterwinner and starter

Ranked 6th in the SEC with 23 service aces senior year

Appeared in the 2000 SEC Tournament finals

#### POSTSEASON EXPERIENCE

LSU 2014 (First Round - Eugene, Ore.)

Defeated Oklahoma, Loss to Oregon

2013 (First Round - Seattle, Wash.)

Defeated Michigan, Loss to Washington

2010 (First Round - Norman, Okla.)

Loss to Tulsa

2009 (First Round - Baton Rouge, La.)

Defeated Tulane, Loss to Texas A&M

2008 (First Round - Los Angeles, Calif.)

Loss to UCLA

2007 (First Round - Austin, Texas)

Defeated New Mexico State, Loss to Texas

UNC 2002 (Regionals - Lincoln, Neb.)

Defeated Winthrop, South Carolina at home

Loss to Hawai'i

Jill Lytle Wilson was named the head coach of the Virginia Tech volleyball program on January 12, 2017, and enters her second year in Blacksburg.

In her first season as the head coach of the Hokies in 2017, Wilson guided Jaila Tolbert to second-team All-ACC after she owned the highest hitting percentage in the conference for non-middle blockers. Tolbert, a right-side hitter, hit more than .300 in 20 matches and earned Virginia Sports Information Directors (VaSID) all-state honors.

Wilson also was key in the development of Kaity Smith, who was named to the ACC All-Freshman Team, as well as the VaSID Freshman of the Year. Smith started the season breaking a school record, putting down 30 kills in her debut – a program first.

Picking up two wins over Virginia in her first season, Wilson contributed to a full point in the Virginia529 Commonwealth Clash. Wilson led Tech to two nonconference tournament titles her opening season, winning the Pepsi Panther Invitational and A-State Invitational. At the A-State Invitational, the Hokies took down Arkansas State and SMU, two teams that won 20-plus matches and earned a bid to the National Invitational Volleyball Championship (NIVC).

Wilson joined the Hokies after an extremely successful run on the bench at LSU where, as the recruiting coordinator, she signed five top-30 recruiting classes according to PrepVolleyball.com. She also helped lead the Tigers to six NCAA Tournament appearances and the 2009 SEC Championship, as well as 25-win seasons in 2007, 2009 and 2010. The Tigers averaged over 20 wins per season during her time on the LSU staff.

"We are excited to welcome Jill and her husband, Jared, to Virginia Tech," Virginia Tech Director of Athletics Whit Babcock said after the announcement of her hiring. "Jill served as an integral component of an LSU program that became a perennial NCAA tournament team during her tenure in the highly-competitive Southeastern Conference. We heard from some of the most respected coaches in the country about Jill's many talents, and their sentiments were very consistent that the school that recruited her away from her alma mater was going to be fortunate to have Jill lead their volleyball program."

Along with her reputation as a staunch recruiter, Wilson helped produce 15 All-SEC selections, four American Volleyball Coaches Association All-South Region First Team picks and an AVCA First Team All-American and SEC Player of the Year in middle blocker Brittnee Cooper.

No stranger to the ACC, Wilson was an assistant at North Carolina from 2002-04 before serving as the top assistant at Wake Forest in 2006. She coached two All-Americans, an ACC Player of the Year and helped lead the Tar Heels to the 2002 regular season ACC Championship and an NCAA Sweet Sixteen appearance. With the Demon Deacons, Wilson trained outside and right side hitters along with assisting in recruiting prospective student-athletes and organizing all team travel.

Wilson broke into coaching in 2001 as a graduate assistant coach at Tennessee-Martin. The Skyhawks finished the campaign with a 24-7 record and won the Ohio Valley Conference regular season championship.

A four-year starter at outside hitter at LSU from 1997-2000, Wilson ranked sixth in the SEC with 23 service aces during her senior campaign that also saw the Tigers appear in the 2000 SEC Tournament finals.

Wilson exemplified the Virginia Tech spirit of Ut Prosim while she was a student-athlete. She was the Tigers' representative on the women's at-large SEC Good Works Team in 1999-00 and she was named the LSU Student-Athlete Volunteer of the Year in 2000.

The Richmond, Texas native graduated from LSU with a B.S. in business administration with concentration in pre-law. While at UT-Martin, Wilson pursued graduate studies in health and human performance.





**KAITY SMITH**

Sophomore | 6-1  
OH | Florence, Ky.

High School/Club Team  
Randall Cooper | Lexington United

Major: Criminology

1

- Charlotte Invitational Co-MVP
- Charlotte Invitational All-Tournament Team
- Hokie Invitational All-Tournament Team
- ACC All-Freshman Team
- VaSID Freshman of the Year
- Prep Volleyball All-Freshman Honorable Mention
- 2x ACC Freshman of the Week (08/28/17, 11/13/17)
- Thunder Invite All-Tournament Team
- Pepsi Panther Invitational All-Tournament Team

**AT THE NET**

- Was feeling it from the service line, racking up seven aces on the weekend in three matches at the Hokie Invitational.
- Put down a season-high 17 kills against Robert Morris (9/1), while posting eight digs, two blocks and an assist.
- Hit .389 on 10 kills versus William & Mary (8/31) and tallied a career-high three service aces.
- Had consecutive double-doubles against Presbyterian and Charlotte.
- Started the season with posting a career-high hitting percentage (.591) on 14 kills against USC Upstate (8/24).
- Played in 27 matches with 26 starts in 2017.
- Began the 2017 season with a bang, tallying 30 kills in her debut against Idaho State, which was the most in a Hokie debut.

**SEASON HIGHS**

Kills.....17 vs. Robert Morris (9/1/18)  
Hitting percentage......591 vs. USC Upstate (8/24/18)  
Assists.....2 at Charlotte (8/25/18)  
Aces .....3 vs. William & Mary (8/31/18)  
Digs .....15 vs. Presbyterian (8/25/18)  
Blocks .....2 vs. USC Upstate (8/25/18)

**CAREER HIGHS**

Kills.....30 vs. Idaho State (8/25/17)  
Hitting percentage......591 vs. USC Upstate (8/24/18)  
Assists.....2 (2x)  
Aces.....1 (13x)  
Digs .....15 vs. Presbyterian (8/25/18)  
Blocks.....5 vs. Florida State (11/17/17)

**2018 MATCH-BY-MATCH STATS**

Date	Opponent	sp	k	e	ta	pt	a	sa	ta	pc	sa	se	ta	pc	re	ta	pc	di	bl	ba	bb	total	bhe	points	team	hwy	score
Aug 24, 2018	vs USC Upstate	14	1	22	591	0	-	0	1	-	0	-	1	-	0	-	1	-	4	0	2	0	2.0	0	-	395	3-0
Aug 25, 2018	vs Presbyterian	13	1	25	480	0	-	1	2	-	0	-	1	-	1	-	0	-	1	0	0	0.0	0	-	205	3-0	
Aug 25, 2018	at Charlotte	14	13	38	626	2	-	1	2	-	0	-	1	-	1	-	0	-	1	0	1	1.0	0	-	191	3-2	
Aug 31, 2018	WILLIAM & MARY	10	3	18	389	1	-	3	2	-	0	-	1	-	1	-	0	-	1	0	0	0.0	0	-	382	3-0	
Aug 31, 2018	CAMPBELL	8	3	20	250	1	-	2	2	-	0	-	1	-	1	-	0	-	1	0	2	2.0	0	-	318	3-0	
Sep 01, 2018	ROBERT MORRIS	17	7	42	238	1	-	2	3	-	0	-	1	-	1	-	0	-	8	0	2	0	2.0	0	-	227	3-1
Totals		21	76	28	165	291	5	-	9	12	-	1	-	1	-	4	-	4	0	7	0	7.0	0	-	227	3-1	

Sets played: 21  
Kills per set: 3.62  
Assists per set: 0.24

Service aces per set: 0.43  
Digs per set: 2.33  
Blocks per set: 0.33



**JAILA TOLBERT (JAY-lah)**

Senior | 6-1  
RS | Minneapolis, Minn.

High School/Club Team  
Breck | MN Select

Major: International Business

4

- Charlotte Invitational All-Tournament Team
- 2017-18 All-ACC Academic Volleyball Team
- 2017-18 ACC Academic Honor Roll
- U.S. Women's Collegiate National Team - Detroit Invitee
- All-ACC Second Team
- VaSID First Team All-State
- 2017-18 SAAC Division I ACC representative

**AT THE NET**

- Tallied 12 kills, two blocks and assists vs. Robert Morris (9/1).
- Posted her second match of hitting over .500, racking up nine kills on a .563 clip with three digs and two blocks versus Campbell (8/31).
- Put down a season-high 14 kills and tallied four digs and six blocks versus Charlotte (8/25).
- Hit .636 (7 kills, 11 attempts) and posted five blocks to begin the season against USC Upstate (8/24).
- Played in all 31 matches with 26 starts in 2017.
- Had a breakout season, setting new career highs in kills, kills per set, digs and aces. Led the team in kills and hitting clip.
- Tallied six straight matches of hitting over .300 in ACC play, second-most by a player in the conference (ND Sam Fry, seven).
- Led the ACC in hitting percentage among non-middle blockers, was seventh among all positions with a .331 clip.

**SEASON HIGHS**

Kills.....14 at Charlotte (8/25/18)  
Hitting percentage......636 vs. USC Upstate (8/24/18)  
Assists.....1 vs. Robert Morris (9/1/18)  
Aces.....  
Digs.....4 at Charlotte (8/25/18)  
Blocks.....6 at Charlotte (8/25/18)

**CAREER HIGHS**

Kills.....22 at NC State (10/15/17)  
Hitting percentage......733 vs. Pitt (9/28/16)  
Assists.....2 (2x)  
Aces.....2 vs. South Dakota State (8/25/17)  
Digs .....6 (2x)  
Blocks.....7 vs. Appalachian State (8/26/16)

**2018 MATCH-BY-MATCH STATS**

Date	Opponent	sp	k	e	ta	pt	a	sa	ta	pc	sa	se	ta	pc	re	ta	pc	di	bl	ba	bb	total	bhe	points	team	hwy	score
Aug 24, 2018	vs USC Upstate	7	0	11	630	0	-	0	0	-	0	-	0	-	0	-	0	-	3	0	0	0	0	-	355	3-0	
Aug 25, 2018	vs Presbyterian	8	6	18	111	0	-	0	0	-	0	-	0	-	0	-	0	-	1	0	3	0	3.0	0	-	205	3-0
Aug 25, 2018	at Charlotte	14	5	30	200	0	-	0	0	-	0	-	0	-	0	-	0	-	4	0	6	0	6.0	0	-	191	3-2
Aug 31, 2018	WILLIAM & MARY	3	3	11	600	0	-	0	0	-	0	-	0	-	0	-	0	-	0	0	2	0	2.0	0	-	382	3-0
Aug 31, 2018	CAMPBELL	9	0	16	562	0	-	0	0	-	0	-	0	-	0	-	0	-	3	0	2	0	2.0	0	-	318	3-0
Sep 01, 2018	ROBERT MORRIS	12	8	29	138	1	-	2	3	-	0	-	1	-	1	-	0	-	1	0	2	0	2.0	0	-	227	3-1
Totals		53	22	115	270	1	-	0	0	-	0	-	0	-	0	-	0	-	13	0	20	0	20.0	0	-	227	3-1

Sets played: 21  
Kills per set: 2.52  
Assists per set: 0.05

Digs per set: 0.62  
Blocks per set: 0.36




**CAROL RAFFETY**

Junior | 5-11  
L/DS | Novato, Calif.

High School/Club Team  
Marin Catholic | Absolute

Major: Criminology

5



**ANGEL ROBINSON**

Freshman | 6-0  
MB | Norman, Okla.

High School/Club Team  
Norman North | Peak

Major: University Studies

6

**Hokie Invitational All-Tournament Team**

**AT THE NET**

- Collected a season-high 21 digs and dished out two assists against Robert Morris (9/1).
- Tallied 13 digs, two assists and an ace versus Campbell (8/31).
- Scooped up 20 digs, the 10th time of her career owning 20 or more in a match, and recorded four assists and an ace versus Charlotte (8/25).
- Dished out seven assists and tallied five digs in the season opener against USC Upstate (8/24).
- Played in all 31 matches in 2017.
- Picked up where she left off posting 17 digs in the opener versus Idaho State.
- Had a career night against Milwaukee, tallying 14 digs and set two career highs - assists (7) and service aces (4).
- Tallied 14-plus digs in all three matches at the A-State Invite.
- Scooped up 17 digs and registered three aces versus Toledo.
- Picked up 18 digs in home opener vs. Radford.
- Logged the second-most digs of the year (21) against FSU.
- Scooped up 10-plus digs in 18 straight matches.
- Broke the freshman digs record with 481 in 2016, a mark that had been held by Amanda Cloyd since 2004.

**SEASON HIGHS**

Kills .....  
Hitting percentage.....  
Assists.....7 vs. USC Upstate (8/25/18)  
Aces.....2 vs. Presbyterian (8/25/18)  
Digs .....21 vs. Robert Morris (9/1/18)  
Blocks.....

**CAREER HIGHS**

Kills.....9 at Florida State (10/14/16)  
Hitting percentage.....1.00 at No. 19 Florida State (9/24/17)  
Assists .....7 (2)  
Aces .....4 at Milwaukee (8/26/17)  
Digs .....28 vs. Appalachian State (8/26/16)  
Blocks.....1 at Florida State (10/14/16)

**2018 MATCH-BY-MATCH STATS**

Date	Opponent	sp	k	e	ta	ptc	a	ta	ptc	sa	se	ta	ptc	re	ta	ptc	dig	bs	ba	be	total	bhe	points	hitt%	team score	
Aug 24, 2018	vs USC Upstate	3	0	0	1	.000	7	-	0	1	-	2	-	5	0	0	0.00	0	-	0	0	0	0	-	395	3-0
Aug 25, 2018	vs Presbyterian	3	0	0	.000	5	-	2	1	-	0	-	5	0	0	0.00	0	-	0	0	0	0	0	-	205	3-0
Aug 25, 2018	at Charlotte	5	0	0	0.000	4	-	1	1	-	3	-	20	0	0	0.00	0	-	0	0	0	0	0	-	191	3-2
Aug 31, 2018	WILLIAM & MARY	3	0	0	0.000	3	-	0	1	-	0	-	19	0	0	0.00	1	-	0	0	0	0	0	-	382	3-0
Aug 31, 2018	CAMPBELL	3	0	0	.000	2	-	1	2	-	0	-	13	0	0	0.00	0	-	0	0	0	0	0	-	318	3-0
Sept 01, 2018	ROBERT MORRIS	4	0	0	0.000	2	-	0	0	-	2	-	21	0	0	0.00	0	-	0	0	0	0	0	-	227	3-1
Totals		21	0	0	1	.000	23	-	4	6	-	7	-	70	0	0	0.00	1	-	0	0	0	0	-		

Sets played: 21  
Kills per set: 0.00  
Assists per set: 1.10

Service aces per set: 0.19  
Digs per set: 3.33

**AT THE NET**

- Recorded her best match to date, posting three kills and five blocks, both career highs, versus Robert Morris (9/1).
- Tallied her first-ever ace against William & Mary (8/31).
- Put down the first kill of her career versus Presbyterian (8/25).
- Debut came against USC Upstate (8/24) in the season opener, tallying a block.
- Four-year letterwinner coached by Stephanie Kane at North Norman.
- Guided North Norman to the OSSAA 6A State Championship matches two years in a row, finishing runner-up in 2016 and 2017.
- Also led the Timberwolves to an unblemished record in conference play and a 31-4 overall record in 2017.
- 2017 OSSAA All-State Big West selection.
- 2017 OSSAA All-State Tournament Team selection.
- Team captain in 2017.
- Earned the most driven athlete award.
- Tabbed most improved player her ninth-grade season.

**SEASON/CAREER HIGHS**

Kills.....1 vs. Presbyterian (8/25/18)  
Hitting percentage.....500 vs. Presbyterian (8/25/18)  
Assists.....  
Aces.....1 vs. William & Mary (8/31/18)  
Digs .....  
Blocks .....1 vs. USC Upstate (8/24/18)

**2018 MATCH-BY-MATCH STATS**

Date	Opponent	sp	k	e	ta	ptc	a	ta	ptc	sa	se	ta	ptc	re	ta	ptc	dig	bs	ba	be	total	bhe	points	hitt%	team score	
Aug 24, 2018	vs USC Upstate	1	0	0	0	.000	0	-	0	0	-	0	-	0	-	0	-	0	0	1	0	0	0	-	395	3-0
Aug 25, 2018	vs Presbyterian	1	1	0	2	.500	0	-	0	0	-	0	-	0	-	0	-	0	0	0	0	0	0	-	205	3-0
Aug 25, 2018	WILLIAM & MARY	1	0	0	0	.000	0	-	1	1	-	0	-	0	-	0	-	0	0	0	0	0	0	-	382	3-0
Sept 01, 2018	ROBERT MORRIS	4	3	0	10	.300	0	-	0	0	-	0	-	0	-	0	-	0	0	5	0	6	0	-	227	3-1
Totals		7	4	0	12	.333	0	-	1	1	-	0	-	0	-	0	-	0	0	6	0	6	0	-		

Sets played: 7  
Kills per set: 0.57

Service aces per set: 0.14  
Blocks per set: 0.86







### TESSA WYNER

Freshman | 5-11  
OH | Charleston, W.Va.

High School/Club Team  
George Washington | River Cities Thunder

Masters: Biology

# 7

#### AT THE NET

- Appeared in a set against William & Mary
- Debut came versus Presbyterian (8/25), posting an assist.
- Four-year varsity letterwinner coached by Missy Smith at George Washington.
- Three-time West Virginia Gatorade Player of the Year.
- Two-time West Virginia Sports Writers Association Player of the Year.
- Mountain State Athletic Conference Player of the Year.
- Four-time first-team All-State selection.
- Led George Washington to a WVSSAC state championship.
- MaxPreps Underclassmen All-American.
- PrepVolleyball All-American.
- Guided her club team to winning USA 18 Nationals, the first time a team from West Virginia had ever done so.
- Captain.

#### SEASON/CAREER HIGHS

Kills .....  
Hitting percentage.....1 vs. Presbyterian (8/25/18)  
Assists.....  
Aces.....  
Digs.....  
Blocks.....

#### 2018 MATCH-BY-MATCH STATS

Date	Opponent	sp	k	e	ta	ptc	a	ta	ptc	sa	se	ta	ptc	re	ta	ptc	dig	bs	ba	be	total	bhe	points	team	score
Aug 25, 2018	vs Presbyterian	1	0	1	2	-.500	1	-	-	0	0	-	-	1	-	-	0	0	0	0	0	0	0	-.235	3-0
Aug 31, 2018	WILLIAM & MARY	1	0	0	0	.000	0	-	-	0	0	-	-	0	-	-	0	0	0	0	0	0	0	-.382	3-0
Totals		2	0	1	2	-.500	1	-	-	0	0	-	-	1	-	-	0	0	0	0	0	0	0	-	

Sets played: 2  
Kills per set: 0.00  
Assists per set: 0.50



### RHEGAN MITCHELL (like Ronald Reagan)

r-Senior | 5-8  
S | Peachtree City, Ga.

High School/Club Team  
McIntosh | Tsunami

Major: Human Nutrition, Exercise  
(like Ronald Reagan)

# 9

#### 2017-18 ACC All-Academic Honor Roll Pepsi Panther Invitational MVP Pepsi Panther Invitational All-Tournament Team A-State Invitational All-Tournament Team

#### AT THE NET

- Posted 15 assists, tied a career-high two aces and had a dig against Campbell (8/31).
- Dished out 48 assists and collected nine digs, five blocks and four kills against Charlotte (8/25).
- The 48 assists versus the 49ers marked Mitchell's 17th time of having 45 or more assists in a match.
- Almost had a double-double versus USC Upstate (8/24), registering 14 assists and nine digs in the season opener.
- Played in all 31 matches with 29 starts in 2017.
- Set a career-high 65 assists in the opener against Idaho State, mark finished t-15th nationally for most assists in a match.
- Tallied 56 assists and the second-most digs (14) of her career to lead the Hokies over Milwaukee, winning the tourney title.
- Dished out 43 assists in the win over SMU, which at the time was tied for the eighth-most in the country in three sets.
- Was one of only six players in the ACC to own more than 1,000 assists on the year, first Hokie since 2013 to do so.
- Racked up a team-high eight double-doubles last fall.

#### SEASON HIGHS

Kills.....4 at Charlotte (8/25/18)  
Hitting percentage......500 at Charlotte (8/25/18)  
Assists.....48 at Charlotte (8/25/18)  
Aces .....2 vs. Campbell (8/31/18)  
Digs.....9 at Charlotte (8/25/18)  
Blocks.....5 at Charlotte (8/25/18)

#### CAREER HIGHS

Kills.....6 vs. Miami (11/19/17)  
Hitting percentage......1.00 vs. Idaho State (8/25/17)  
Assists.....65 vs. Idaho State (8/25/17)  
Aces .....2 at Wake Forest (10/23/15)  
Digs.....15 vs. Clemson (10/16/15)  
Blocks.....5 (2x)

#### 2018 MATCH-BY-MATCH STATS

Date	Opponent	sp	k	e	ta	ptc	a	ta	ptc	sa	se	ta	ptc	re	ta	ptc	dig	bs	ba	be	total	bhe	points	team	score
Aug 24, 2018	vs USC Upstate	1	0	3	333	14	-	-	-	0	0	-	-	0	-	-	0	0	0	0	0	0	2	-.395	3-0
Aug 25, 2018	vs Presbyterian	1	0	0	3000	23	-	-	-	0	0	-	-	0	-	-	6	0	0	0	0	0	1	-.305	3-0
Aug 25, 2018	at Charlotte	4	0	8	500	48	-	-	-	0	1	-	-	0	-	-	9	0	5	0	5	0	0	-.191	3-2
Aug 31, 2018	WILLIAM & MARY	1	0	0	000	12	-	-	-	1	0	-	-	0	-	-	6	0	0	0	0	0	1	-.382	3-0
Aug 31, 2018	CAMPBELL	15	0	0	000	15	-	-	-	2	0	-	-	0	-	-	1	0	0	0	0	0	0	-.318	3-0
Totals		17	0	11	355	112	-	-	-	3	1	-	-	0	-	-	31	0	5	0	5	0	4	-	

Sets played: 17  
Kills per set: 0.29  
Assists per set: 6.59  
Service aces per set: 0.18  
Digs per set: 1.82  
Blocks per set: 0.29





### KYLIE THOMAS

Sophomore | 5-7  
L/DS | Sterling, Va.

High School/Club Team  
Dulles | Potomac Falls

Major: National Security, Foreign Affairs

# 10

#### 2017-18 ACC Academic Honor Roll

#### AT THE NET

- Scooped up a season-high 10 digs, the second-most of her career, and recorded two assists and an ace against Robert Morris (9/31).
- Scooped up nine digs and recorded an ace and assist against Charlotte (8/25).
- Posted eight digs and a career-high four assists in the season opener versus USC Upstate (8/24).
- Played in 20 matches, drawing one start in 2017.
- Debut at the college level came against Ole Miss, where she tallied a service ace and one dig.
- Followed it up with her best match of the season, posting a career-high 13 digs and two assists versus Arkansas State.
- Tallied eight digs, one ace and an assist against SMU.
- Was steady at the Thunder Invite, scooping up six or more digs in the three matches at the tournament.
- Tacked on eight digs and two aces in the home opener versus Radford.
- Recorded an ACC-high six digs and an ace versus Virginia.
- Four-year letterwinner at Potomac Falls HS.
- Three-time all-state.
- Holds the school record for career kills and kills in a season.

#### SEASON HIGHS

Kills .....  
 Hitting percentage.....  
 Assists.....4 vs. USC Upstate (8/24/18)  
 Aces .....2 at Charlotte (8/25/18)  
 Digs.....10 vs. Robert Morris (9/1/18)  
 Blocks.....

#### CAREER HIGHS

Kills .....  
 Hitting percentage.....  
 Assists.....4 vs. USC Upstate (8/24/18)  
 Aces .....2 (2x)  
 Digs.....13 at Arkansas State (9/1/17)  
 Blocks.....

#### 2018 MATCH-BY-MATCH STATS

Date	Opponent	attack			set			serve			recept			blocking			team			
		sp	k	ta	a	ta	sa	se	ta	rc	ta	pc	bl	ba	bt	pts		h%	score	
Aug 24, 2018	vs USC Upstate	3	0	0	.000	4	-	1	1	-	0	-	8	0	0	0.0	0	-	255	3-0
Aug 25, 2018	vs Presbyterian	3	0	0	.000	1	-	1	0	-	0	-	6	0	0	0.0	0	-	205	3-0
Aug 25, 2018	at Charlotte	5	0	0	.000	1	-	1	0	-	1	-	9	0	0	0.0	0	-	191	3-2
Aug 31, 2018	WILLIAM & MARY	3	0	0	.000	1	-	0	1	-	1	-	3	0	0	0.0	0	-	382	3-0
Aug 31, 2018	CAMPBELL	3	0	0	.000	0	-	1	0	-	0	-	4	0	0	0.0	0	-	318	3-0
Sep 01, 2018	ROBERT MORRIS	4	0	0	.000	2	-	1	1	-	0	-	10	0	0	0.0	0	-	227	3-1
Totals		21	0	0	.000	9	-	5	3	-	2	-	40	0	0	0.0	0	-		

Sets played: 21  
 Assists per set: 0.43  
 Service aces per set: 0.24  
 Digs per set: 1.90



### SARAH JANE LYNCH

Freshman | 6-2  
S | Roswell, Ga.

High School/Club Team  
Mount Pisgah Christian | A5

Major: General Engineering

# 11

#### AT THE NET

- Has yet to see action.
- Three-year letterwinner coached by Leah Longoria at Mount Pisgah Christian.
- Named to the Class of 2018 Senior Aces Top 150.
- First team GHSA All-State in 2016.
- Honorable mention GHSA All-State in 2014.
- Two-time All-Area selection.
- Team MVP in 2016 and 2014.
- Guided A5 to the 2016 USA Volleyball National Championship crown in 16-U Open Division, while being named to the all-tournament team.
- Tabbed AAU All-American in 2016 after leading A5 to the AAU National Championship in 2016.
- Broke two program records in kills (310) and hitting percentage (.310) as a freshman.
- Named to PrepVolleyball.com Frosh59 list.
- Three-year member of the National Honor Society.
- Georgia Certificate of Merit Scholar.
- President of Mount Pisgah Chapter of the Tri-M Music Honor Society.
- Mount Pisgah Honors Scholarship Program Recipient.

#### SEASON/CAREER HIGHS

Kills .....  
 Hitting percentage.....  
 Assists.....  
 Aces.....  
 Digs.....  
 Blocks.....





**PEYTON YELICH**

Freshman | 6-3  
MB | Crown Point, Ind.

High School/Club Team  
Crown Point| Ignite Elite

Major: University Studies

13

**AT THE NET**

- Has yet to see action.
- Four-year letterwinner coached by Allison Duncan at Crown Point.
- IHSAA All-State selection.
- Two-time all-conference pick.
- Two-time All-Area honoree.
- Led Crown Point to two perfect seasons in conference play, garnering two conference titles and two sectional and regional crowns.
- Guided Crown Point to the IHSAA State Championship match.
- Three-time Indiana All-Star Team member.
- IHSAA North vs. South MVP.
- Three-time Blocker of the Year.
- 2016 AVCA Phenom List honoree.
- Led Ignite Elite to a third-place finish at the 18U Open Divisions in Gold.
- PrepVolleyball.com's Preseason High School All-American Watch List.
- Under Armour All-American Watch List.
- Team captain in 2017.

**SEASON/CAREER HIGHS**

Kills .....  
Hitting percentage.....  
Assists.....  
Aces.....  
Digs .....  
Blocks.....



**ESTER TALAMAZZI** (Tal-uh-MAHT-zee)

Sophomore | 6-0  
OH | Campo Ligure, Genoa, Italy

High School/Club Team  
Liceo Scientifico A. Antonelli | Volleyro'

Major: Business

14

- 2017-18 All-ACC Academic Volleyball Team**
- 2017-18 ACC Academic Honor Roll**
- ACC Freshman of the Week (9/4/17)**
- A-State Invitational MVP**
- A-State Invitational All-Tournament Team**

**AT THE NET**

- No. 1 in the ACC and No. 11 in the country for aces per set.
- Tallied a season-high 15 kills, seven digs and two aces against Robert Morris (9/1).
- Set a career-high eight aces, tied for the second-most in school history, while recording a season-best hitting percentage of .308 on five kills versus William & Mary (8/31).
- Scooped up a career-high 22 digs and put down nine kills in a near double-double effort in Tech's clash with Charlotte (8/25).
- Had eight kills, 13 digs and two blocks vs. Presbyterian (8/25).
- Began the season with seven kills, nine digs, two aces and a block versus USC Upstate (8/24).
- Played in all 31 matches, drawing 26 starts in 2017.
- Posted a career-high 17 kills against Notre Dame (10/8).
- Posted seven double-doubles her freshman season.
- Tied with Annie Spicer for eighth all-time in freshman kills.
- One of only two Hokies to make the ACC Volleyball All-Academic Team, joining setter Rhegan Mitchell.

**SEASON HIGHS**

Kills.....15 vs. Robert Morris (9/1/18)  
Hitting percentage.....308 vs. William & Mary (8/31/18)  
Assists.....2 vs. Campbell (8/31/18)  
Aces.....8 vs. William & Mary (8/31/18)  
Digs .....22 at Charlotte (8/25/18)  
Blocks.....3 at Charlotte (8/25/18)

**CAREER HIGHS**

Kills .....17 vs. Notre Dame (10/8/17)  
Hitting percentage.....462 vs. South Dakota State (8/25/17)  
Assists .....3 at Boston College (10/29/17)  
Aces.....8 vs. William & Mary (8/31/18)  
Digs .....22 at Charlotte (8/25/18)  
Blocks.....4 (2x)

**2018 MATCH-BY-MATCH STATS**

Date	Opponent	sp	k	a	ta	pc	sa	se	re	di	bl	bs	bb	bt	pts	hrt	scor	
Aug 24, 2018	vs USC Upstate	-3	7	4	19	158	0	-	2	1	-	1	-	0	1	0	1.0	0
Aug 25, 2018	vs Presbyterian	-3	8	4	27	148	0	-	0	0	-	0	-	13	0	2	2.0	0
Aug 25, 2018	at Charlotte	-3	9	7	32	162	0	-	0	0	-	2	-	22	0	3	3.0	0
Aug 31, 2018	WILLIAM & MARY	-3	5	1	13	368	0	-	8	1	-	1	-	6	0	0	0.0	0
Aug 31, 2018	CAMPBELL	-3	6	5	19	103	2	-	3	0	-	1	-	6	0	1	1.0	0
Sep 01, 2018	ROBERT MORRIS	-4	15	4	42	262	1	-	2	3	-	0	-	7	0	0	0.0	0
Totals		21	50	25	192	104	3	-	15	5	-	5	-	63	0	7	2.7	0

Sets played: 21  
Kills per set: 2.38  
Assists per set: 0.14  
Service aces per set: 0.71  
Digs per set: 3.00  
Blocks per set: 0.33



### JENNIFER WILLIAMS

Freshman | 6-1  
OH | Staunton, Va.

High School/Club Team  
Robert E. Lee | Richmond

Major: University Studies

# 16

#### AT THE NET

- Has yet to see action.
- Four-year letterwinner.
- Coached by mom, Jan Williams, at Robert E. Lee.
- First-team All-State.
- Led Robert E. Lee to the VHSL state championship.
- Regional Player of the Year.
- First-team All-Region.
- First-team All-Conference.
- First-team All-District.
- All-City/County Player of the Year.
- Conference Player of the Year.
- Racked up more than 1,000 kills in prep career.
- Finished third all-time in VHSL record book for most career blocks.
- Captain.
- Also played tennis.
- Four-year letterwinner and captain.

#### SEASON/CAREER HIGHS

Kills .....  
Hitting percentage.....  
Assists.....  
Aces.....  
Digs .....  
Blocks.....



### MARISA CERCHIO (Sir-ko)

Sophomore | 6-3  
MB/OH | Cincinnati, Ohio

High School/Club Team  
Turpin | NKYVC

Major: Marketing Management

# 19

#### Hokie Invitational MVP

#### Hokie Invitational All-Tournament Team 2017-18 ACC Academic Honor Roll

#### AT THE NET

- Hit over .400 in all three matches at the Hokie Invitational, earning her MVP honors.
- Registered seven kills on a .429 clip, two aces and a season-best four digs against Robert Morris (9/1).
- Hit a season-best .831, the third-best mark in school history, on 13 kills alongside four blocks against William & Mary (8/31).
- Led the ACC after opening weekend in blocks per set (1.73).
- Played her best match as a Hokie versus Charlotte (8/25), setting two career highs – 15 kills, 10 blocks.
- Tallied a career-high three service aces, seven kills and four blocks against Presbyterian (8/25).
- Had five kills and blocks versus USC Upstate (8/24) in opener.
- Played in 27 matches, drawing nine starts in 2017.
- Had seven kills and two blocks in her debut against Idaho St.
- Logged 11 kills apiece against Miami and FSU, while playing a new position (OH), including three kills in a row vs. FSU.
- Participated in the OHSVCA Senior All-Star Game.
- Won a USAV National Championship with NKYVC.

#### SEASON HIGHS

Kills .....15 at Charlotte (8/25/18)  
Hitting percentage.....831 vs. William & Mary (8/31/18)  
Assists .....1 at Charlotte (8/25/18)  
Aces.....3 vs. Presbyterian (8/25/18)  
Digs.....4 vs. Robert Morris (9/1/18)  
Blocks .....10 at Charlotte (8/25/18)

#### CAREER HIGHS

Kills .....15 at Charlotte (8/25/18)  
Hitting percentage.....1.00 vs. Wake Forest (10/20/17)  
Assists .....1 (2x)  
Aces.....3 vs. Presbyterian (8/25/18)  
Digs.....6 vs. Notre Dame (10/8/17)  
Blocks .....10 at Charlotte (8/25/18)

#### 2018 MATCH-BY-MATCH STATS

Date	Opponent	attack			set			serve			recept			blocking			team						
		sp	k	ta	a	ts	sa	se	sa	re	ta	pc	bs	bb	total	bhs		hbs	score				
Aug 24, 2018	vs USC Upstate	*3	5	3	12	151	0	-	0	1	-	0	-	0	0	5	0	5.0	0	-	205	3-0	
Aug 25, 2018	vs Presbyterian	*3	7	3	19	211	0	-	3	0	-	0	-	0	1	3	0	4.0	0	-	205	3-0	
Aug 25, 2018	at Charlotte	*5	15	5	41	244	1	-	1	2	-	0	-	1	1	9	0	10.0	0	-	191	3-2	
Aug 31, 2018	WILLIAM & MARY	*8	13	0	16	812	0	-	0	0	-	0	-	0	0	4	0	4.0	0	-	382	3-0	
Aug 31, 2018	CAMPBELL	*3	7	1	15	400	0	-	2	4	-	0	-	2	0	3	0	3.0	0	-	318	3-0	
Sep 01, 2018	ROBERT MORRIS	*4	7	1	14	429	0	-	2	2	-	0	-	4	0	1	0	1.0	0	-	227	3-1	
Totals			21	54	13	117	354	1	-	8	9	-	0	-	7	2	25	0	27.0	0	-		

Sets played: 21  
Kills per set: 2.57  
Assists per set: 0.05  
Service aces per set: 0.38  
Digs per set: 0.33  
Blocks per set: 1.29







**ABBY MCKINZIE**

Junior | 5-9  
L/DS | East Leroy, Mich.

High School/Club Team  
St. Philip Catholic Central | Dead Frog

Major: Communications

20

**2017-18 ACC Academic Honor Roll**

**AT THE NET**

- Tallied a career-high four aces and a season-high four digs against Robert Morris (9/1).
- Turned in one dig a match at the Charlotte Invitational.
- Played in all 29 matches, drawing two starts in 2017.
- Tied a career-high 11 digs and posted an assist versus Idaho State.
- Tallied five digs in the win over Milwaukee.
- Posted exactly nine digs in back-to-back matches against Ole Miss and Arkansas State.
- Recorded her first service ace of the year versus Ole Miss.
- Turned in six digs in Tech's win over Toledo.
- Registered a career-high two aces and six digs against ETSU.
- Had eight digs in match against Florida State.
- Posted two service aces and four digs against Notre Dame.
- Logged six digs against Wake Forest in Tech's first home win.
- Posted six digs against both Georgia Tech and Clemson.

**SEASON HIGHS**

Kills .....  
Hitting percentage.....  
Assists.....  
Aces.....4 vs. Robert Morris (9/1/18)  
Digs.....4 vs. Robert Morris (9/1/18)  
Blocks.....

**CAREER HIGHS**

Kills.....1 vs. Temple (9/2/16)  
Hitting percentage.....1.00 at Temple (9/2/16)  
Assists.....2 (3x)  
Aces.....4 vs. Robert Morris (9/1/18)  
Digs.....11 (2x)  
Blocks.....

**2018 MATCH-BY-MATCH STATS**

Date	Opponent	sa	k	a	ta	pc	a	ta	pc	sa	se	ta	pc	re	ta	pc	bs	ba	be	total	bhe	points	team	h%	score
Aug 24, 2018	vs USC Upstate	3	0	0	0	.000	0	-	-	0	0	-	-	1	0	0	0	0	0	0	0	0	-	.395	3-0
Aug 25, 2018	vs Presbyterian	1	0	0	0	.000	0	-	-	0	0	-	-	0	0	0	0	0	0	0	0	-	.205	3-0	
Aug 25, 2018	at Charlotte	2	0	0	0	.000	0	-	-	0	0	-	-	0	0	0	0	0	0	0	0	-	.191	3-2	
Aug 31, 2018	WILLIAM & MARY	3	0	0	0	.000	0	-	-	0	0	-	-	0	0	0	0	0	0	0	0	-	.382	3-0	
Sep 01, 2018	ROBERT MORRIS	4	0	0	0	.000	0	-	-	4	0	-	-	4	0	0	0	0	0	0	0	-	.227	3-1	
		13	0	0	0	.000	0	-	-	4	0	-	-	1	0	0	0	0	0	0	0	-			

Sets played: 13  
Service aces per set: 0.31  
Digs per set: 0.62



**MELODY CALOYANNIDES** (Cal-oh-yahn-EE-dis)

Junioe | 6-0  
OH | Reston, Va.

High School/Club Team  
South Lakes | Dulles

Major: General Engineering

21

**AT THE NET**

- Will miss season due to injury.
- Played in eight matches in 2018.
- Logged four kills against Georgia Tech, a new career high, as well as a season-high two digs.
- Followed that performance with another four kills against Clemson, while setting a new career high in digs with 11 and blocks with two.
- Scooped up a dig against Radford in the home opener.
- Appeared in eight matches with one start in 2016.
- Had two kills, two blocks and a dig in her first collegiate match against Ohio (9/16).
- Tallied two blocks at Duke (10/9).
- Posted three digs and a block at Pitt (11/23).
- 2014 All-6A North Region honorable mention.
- Three-time all-conference selection at South Lakes HS.

**SEASON HIGHS**

Kills .....  
Hitting percentage.....  
Assists.....  
Aces.....  
Digs.....  
Blocks.....

**CAREER HIGHS**

Kills .....4 (2x)  
Hitting percentage.....1.00 vs. NC State (10/30/16)  
Assists.....1 (3x)  
Aces.....  
Digs.....11 vs. Clemson (11/5/17)  
Blocks.....2 (3x)

**2017 MATCH-BY-MATCH STATS**

Date	Opponent	sa	k	a	ta	pc	a	ta	pc	sa	se	ta	pc	re	ta	pc	bs	ba	be	total	bhe	points	team	h%	score
Sep 15, 2017	RADFORD	1	0	0	2	-1.000	0	-	-	0	0	-	-	0	0	.000	1	0	0	0	0	0	-	.010	0-3
Sep 16, 2017	ETSU	1	0	2	2	-1.000	0	-	-	0	0	-	-	0	0	.000	0	0	0	0	0	0	-	.036	0-3
Nov 03, 2017	GEORGIA TECH	1	4	0	11	.364	1	-	-	0	0	-	-	0	6	1.000	2	0	0	1	0	0	-	.198	0-3
Nov 05, 2017	CLEMSON	4	4	4	12	.000	1	-	-	0	1	-	-	0	7	1.000	11	0	2	0	2	0	-	.273	3-1
Nov 10, 2017	at Notre Dame	2	0	2	2	-1.000	0	-	-	0	1	-	-	0	8	1.000	3	0	0	0	0	0	-	.059	0-3
Nov 12, 2017	at Louisville	2	0	1	1	-1.000	1	-	-	0	1	-	-	1	7	.857	3	0	0	0	0	0	-	.183	0-3
Nov 17, 2017	FLORIDA STATE	2	0	1	1	-1.000	0	-	-	0	0	-	-	0	7	1.000	0	0	0	0	0	0	-	.196	1-3
Nov 19, 2017	MIAMI	2	0	0	0	.000	0	-	-	0	0	-	-	1	10	.909	2	0	0	0	0	0	-	.205	0-3
		15	8	10	31	-.065	3	-	-	0	3	-	-	2	45	.956	24	0	2	1	2	0	-		

Sets played: 15  
Digs per set: 1.47  
Kills per set: 0.53  
Assists per set: 0.20  
Blocks per set: 0.13





## KAI YOUNG

Sophomore | 5-11  
MB | Charlotte, N.C.

High School/Club Team  
Charlotte Christian | Carolina Union

Major: Public Relations

# 22

### AT THE NET

- Posted five kills against Campbell (8/31) alongside two blocks while matching her season-high hitting percentage of .308.
- Played her best match yet against Charlotte (8/25), posting two career highs – 13 kills, eight blocks.
- Tallied six kills, three blocks and a dig versus Presbyterian (8/25).
- Recorded six kills and three blocks against USC Upstate (8/24).
- Played in 17 matches, drawing two starts in 2017.
- Set two then-career highs with seven kills and seven blocks vs. Boston College.
- Young's seven blocks vs. Boston College was the most by a Hokie last season.
- All-Conference selection as a senior at Charlotte Christian.
- Also ran track at Charlotte Christian.
- Father, Bryant Young, played football at Notre Dame and was a 14-year NFL veteran with the San Francisco 49ers, earning four Pro Bowls and a XXIX Super Bowl ring. He currently coaches the defensive line for the Atlanta Falcons, entering his second year on the staff under Head Coach Dan Quinn.
- Mother ran track at Notre Dame.

### SEASON HIGHS

Kills ..... 13 at Charlotte (8/25/18)  
 Hitting percentage.....308 (2x)  
 Assists.....  
 Aces.....  
 Digs ..... 1 (2x)  
 Blocks.....8 at Charlotte (8/25/18)


### CAREER HIGHS

Kills ..... 13 at Charlotte (8/25/18)  
 Hitting percentage.....1.00 (3x)  
 Assists.....  
 Aces.....  
 Digs ..... 1 (3x)  
 Blocks.....8 at Charlotte (8/25/18)

### 2018 MATCH-BY-MATCH STATS

Date	Opponent	sa	k	e	ta	ptcl	a	ta	ptcl	sa	se	ta	ptcl	re	ta	ptcl	di	bs	ba	bt	total	bbs	points	team	
Aug 24, 2018	vs USC Upstate	6	2	13	358	0	-	-	-	0	0	-	-	0	-	-	0	0	3	0	3.0	0	-	355	3-0
Aug 25, 2018	vs Presbyterian	3	5	5	14	000	0	-	-	0	0	-	-	0	-	-	1	0	3	0	3.0	0	-	205	3-0
Aug 25, 2018	at Charlotte	13	5	27	296	0	-	-	-	0	0	-	-	0	-	-	1	0	8	2	8.0	0	-	191	3-2
Aug 31, 2018	WILLIAM & MARY	3	2	8	125	0	-	-	-	0	0	-	-	0	-	-	0	0	2	0	2.0	0	-	382	3-0
Aug 31, 2018	CAMPBELL	3	5	1	13	308	0	-	-	0	0	-	-	0	-	-	0	0	2	0	2.0	0	-	318	3-0
Sep 01, 2018	ROBERT MORRIS	1	3	6	333	0	-	-	-	0	0	-	-	0	-	-	0	0	0	0	0.0	0	-	227	3-1
Totals		18	33	16	81	184	0	-	-	0	0	-	-	0	-	-	1	0	16	2	16.0	0	-		

Sets played: 18  
 Kills per set: 1.83  
 Digs per set: 0.11  
 Blocks per set: 1.00



## TALYN JACKSON

Freshman | 5-11  
S | Gardnerville, Nev.

High School/Club Team  
Douglas | Silve State

Major: Unviersity Studies

# 23

### AT THE NET

- Filled in for setter Rhegan Mitchell against Robert Morris (9/1), drawing her first start and did not disappoint by posting 45 assists, 13 digs, two aces – all career highs – and two blocks
- Collected 15 assists, two kills and a dig versus Campbell (8/31)
- Set a career-high four blocks and posted 11 assists against William & Mary (8/31)
- Tallied 11 assists and a two blocks against Charlotte (8/25).
- Posted nine assists, one kill, dig and block versus Presbyterian (8/25).
- Dished out 16 assists and put down four kills in her debut against USC Upstate (8/24).
- Enrolled in January, practicing with the team this past spring and playing in its scrimmages.
- Four-year varsity letterwinner coached by Suzi Townsell at Douglas.
- Named to the Class of 2018 Senior Aces Top 150.
- Tabbed Soph79 by PrepVolleyball.com.
- Recognized Frosh59 by PrepVolleyball.com.
- USA Volleyball High Performance Indoor Girls' Select National A1 Team member.
- NIAA All-State selection.
- NIACC All-State 4A Academic Team.
- 2017 All-League Player of the Year.
- Ranked first in NIAA in hitting percentage in 2017.
- Racked up four triple-doubles and 20 double-doubles in prep career.
- MaxPreps/AVCA High School National Player of the Week for the state of Nevada.

### SEASON/CAREER HIGHS

Kills ..... 4 (x2)  
 Hitting percentage.....1.00 vs. Campbell (8/31/18)  
 Assists ..... 45 vs. Robert Morris (9/1/18)  
 Aces.....2 vs. Robert Morris (9/1/18)  
 Digs.....13 vs. Robert Morris (9/1/18)  
 Blocks.....4 vs. William & Mary (8/31/18)

### 2018 MATCH-BY-MATCH STATS

Date	Opponent	sa	k	e	ta	ptcl	a	ta	ptcl	sa	se	ta	ptcl	re	ta	ptcl	di	bs	ba	bt	total	bbs	points	team	
Aug 24, 2018	vs USC Upstate	3	4	0	5	200	15	-	-	0	0	-	-	0	-	-	1	0	1	2	1.0	0	-	355	3-0
Aug 25, 2018	vs Presbyterian	3	1	0	5	200	9	-	-	0	0	-	-	0	-	-	1	0	1	1	1.0	1	-	205	3-0
Aug 25, 2018	at Charlotte	2	0	0	2	000	11	-	-	0	0	-	-	0	-	-	0	0	2	0	2.0	0	-	191	3-2
Aug 31, 2018	WILLIAM & MARY	3	1	0	2	500	11	-	-	0	0	-	-	0	-	-	0	0	4	0	4.0	0	-	382	3-0
Aug 31, 2018	CAMPBELL	3	2	0	2	1000	15	-	-	0	0	-	-	0	-	-	1	0	0	0	0.0	1	-	318	3-0
Sep 01, 2018	ROBERT MORRIS	4	2	7	286	45	-	-	-	2	0	-	-	0	-	-	13	0	2	0	2.0	1	-	227	3-1
Totals		16	12	2	23	434	107	-	-	2	0	-	-	0	-	-	14	0	10	3	10.0	3	-		

Sets played: 18  
 Kills per set: 0.67  
 Assists per set: 5.94  
 Service aces per set: 0.11  
 Digs per set: 0.80  
 Blocks per set: 0.56



## 2018 NCAA STATS

Statistic	National Rank	Conference Rank	Value	National Leader	Value	Conference Leader	Value
Aces Per Set (334 ranked)	2	2	2.43	Notre Dame	2.56	Notre Dame	2.56
Assists Per Set (334 ranked)	82	8	12.48	Loyola Marymount	14.82	Pittsburgh	14.20
Blocks Per Set (334 ranked)	66	8	2.43	Syracuse	3.50	Syracuse	3.50
Digs Per Set (334 ranked)	209	8	14.24	Northern Ky.	21.48	Notre Dame	19.75
Hitting Percentage (334 ranked)	40	5	0.262	Portland	0.318	Pittsburgh	0.315
Kills Per Set (334 ranked)	52	6	13.67	Loyola Marymount	15.64	Pittsburgh	15.00
Match W-L Pctg. (288 ranked)	1	1	1.000	27 teams tied	1.000	5 teams tied	1.000
Opp Hitting Percentage (334 ranked)	9	2	0.105	Penn St.	0.067	Notre Dame	0.088
Team Assists (334 ranked)	177	7	262	Georgetown	442	Georgia Tech	365
Team Attacks Per Set (334 ranked)	276	12	32.33	Northern Ky.	43.32	Notre Dame	40.75
Team Digs (334 ranked)	230	8	299	Charlotte	587	Georgia Tech	475
Team Kills (334 ranked)	156	6	287	Georgetown	471	Georgia Tech	390
Team Service Aces (334 ranked)	9	1	51	Georgetown	67	Virginia Tech	51
Team Total Attacks (334 ranked)	265	8	679	Georgetown	1,344	Georgia Tech	1,000
Team Total Blocks (334 ranked)	115	6	51.0	Charlotte	93.0	Georgia Tech	76.0

Statistic	Player	National Rank	Conference Rank	Value	National Leader	Value	Conference Leader	Value
Aces Per Set (148 ranked)	Ester Talamazzi Kaity Smith	11 117	1 6	0.71 0.43	Fiapaipai losia, Alcorn	1.08	Ester Talamazzi, Virginia Tech	0.71
Assists Per Set (150 ranked)					Tess Reid, Loyola Marymount	13.05	Gabby Easton, Clemson	11.22
Attacks Per Set (148 ranked)					Kaiulani Ahuna, UC Riverside	14.39	Charley Niego, Notre Dame	12.47
Blocks Per Set (297 ranked)	Marisa Cerchio Kai Young	70 239	6 18	1.29 1.00	Maddie Fella, Morehead St.	2.06	Amber Witherspoon, Syracuse	1.75
Digs Per Set (150 ranked)					Maurissa Leonard, Toledo	6.61	Ryann DeJarld, Notre Dame	6.06
Hitting Percentage (150 ranked)	Marisa Cerchio	120	12	0.350	Cailea Gibbs, Fla. Atlantic	0.563	Jasmine Bennett, Louisville	0.511
Kills Per Set (150 ranked)	Kaity Smith	117	7	3.62	Jordan Thompson, Cincinnati	6.11	Polina Shemanova, Syracuse	4.38
Kills SG Highs (0 ranked)								
Points (147 ranked)					Jordan Thompson, Cincinnati	180.0	Mariana Brambilla, Georgia Tech	126.0
Points Per Set (150 ranked)	Kaity Smith	99	7	4.21	Jordan Thompson, Cincinnati	6.67	Polina Shemanova, Syracuse	4.69
Service Aces (127 ranked)	Ester Talamazzi Kaity Smith	11 127	1 5	15 9	Aubrey Ezell, South Carolina	26	Ester Talamazzi, Virginia Tech	15
Total Assists (150 ranked)					Chelsea Johnson, Idaho St.	349	Gabby Easton, Clemson	303
Total Attacks (148 ranked)					Alanis Alvarado, Saint Peter's	402	Mariana Brambilla, Georgia Tech	302
Total Blocks (197 ranked)	Marisa Cerchio	98	2	27	Brooke Pehrson, Idaho St.	50	Kodie Comby, Georgia Tech	32
Total Digs (296 ranked)					Yumi Garcia, Charlotte	235	Maddie Tippett, Georgia Tech	126
Total Kills (140 ranked)					Jordan Thompson, Cincinnati	165	Mariana Brambilla, Georgia Tech	108
Triple Doubles (5 ranked)					4 players tied	2	Andie Shelton, Duke	2







## 2018 BOX SCORES



**Volleyball Box Score**  
The Automated ScoreBook  
Campbell vs Virginia Tech (Aug 31, 2018 at Blacksburg, Va.)



#	Campbell	Attack				Ast	Serve			Block				Pts		
		S	K	E	TA		Pct	SA	SE	RE	Dig	BS	BA		BE	BH
6	MINER, Madee	3	1	1	2	.000	13	0	0	0	7	0	0	0	0	-
7	HEATH, Allena	3	5	1	20	.200	0	0	0	2	1	0	3	0	0	-
10	STOCKING, Jessica	3	3	5	19	-.105	2	1	1	2	11	0	0	0	0	-
12	COLLA, Sarah	3	6	12	29	-.207	0	0	2	3	2	0	0	0	0	-
15	WILSON, Hailey	3	5	1	7	.571	0	0	0	0	1	0	1	0	0	-
17	LINXWILER, Madison	3	2	1	8	.125	0	0	0	0	1	0	0	0	0	-
1	HOLDFORD, Anna Grace	3	0	0	0	.000	7	1	0	0	2	0	0	0	0	-
3	MURRAY, Faith	1	0	0	0	.000	0	0	0	1	0	0	0	0	0	-
5	SCHNEGGENBURGER, H	1	0	0	0	.000	0	0	0	0	0	0	0	0	0	-
11	KANE, Grace	3	0	0	0	.000	3	0	2	3	8	0	0	0	0	-
13	HARTY, Rachel	1	0	0	0	.000	0	0	0	0	0	0	0	0	0	-
14	MITCHELL, Alysha	3	5	1	7	.571	0	0	0	0	0	2	0	0	0	-
	Team									1						-
	Totals	3	27	22	92	.054	25	2	5	12	33	0	6	0	0	-

**Team Attack By Set**

Set	K	E	TA	Pct
1	11	9	38	.053
2	10	6	33	.121
3	6	7	21	-.048

**SET SCORES**

	1	2	3	Team Records:
Campbell (0)	18	19	12	2-3
Virginia Tech (3)	25	25	25	5-0

TOTAL TEAM BLOCKS: 3.0

#	Virginia Tech	Attack				Ast	Serve			Block				Pts		
		S	K	E	TA		Pct	SA	SE	RE	Dig	BS	BA		BE	BH
1	Kaity Smith	3	8	3	20	.250	1	2	2	1	7	0	2	0	0	-
4	Jaila Tolbert	3	9	0	16	.562	0	0	0	0	3	0	2	0	0	-
9	Rhegan Mitchell	3	0	0	0	.000	15	2	0	0	1	0	0	0	0	-
14	Ester Talamazzi	3	6	5	19	.053	2	3	0	1	6	0	1	0	0	-
19	Marisa Cerchio	3	7	1	15	.400	0	2	4	0	2	0	3	0	0	-
22	Kai Young	3	5	1	13	.308	0	0	0	0	0	0	2	0	0	-
5	Carol Rafferty	3	0	0	0	.000	2	1	2	0	13	0	0	0	0	-
10	Kylie Thomas	3	0	0	0	.000	0	1	0	0	4	0	0	0	0	-
23	Talyn Jackson	3	2	0	2	1.000	15	0	0	0	1	0	0	0	1	-
	Totals	3	37	10	85	.318	35	11	8	2	37	0	10	0	1	-

**Team Attack By Set**

Set	K	E	TA	Pct
1	12	3	26	.346
2	13	5	37	.216
3	12	2	22	.455

Site: Blacksburg, Va. (Cassell Coliseum)  
Date: Aug 31, 2018 Attend: 842 Time: 1:24  
Referees: Daniel Leake, Terry Martin  
Line judges: Stacey Younker, Amy Milton

TOTAL TEAM BLOCKS: 5.0



**Volleyball Box Score**  
The Automated ScoreBook  
Robert Morris vs Virginia Tech (Sep 01, 2018 at Blacksburg, Va.)



#	Robert Morris	Attack				Ast	Serve			Block				Pts		
		S	K	E	TA		Pct	SA	SE	RE	Dig	BS	BA		BE	BH
2	LONDOT, Alyson	4	9	5	36	.111	1	0	3	2	14	0	1	0	0	-
5	BROWN, Whitney	4	0	0	0	.000	15	1	1	0	8	0	0	0	2	-
7	ALFANO, Maria	4	7	2	20	.250	0	0	0	0	0	0	3	0	0	-
8	GRANGER, Emma	4	6	1	17	.294	0	0	3	0	1	0	2	0	0	-
11	DEVLIN, Emily	4	7	0	15	.467	0	0	0	0	2	0	1	0	0	-
17	SARJANOVIC, Mirna	4	5	1	27	.148	0	0	1	3	16	0	2	0	0	-
1	ZANOLLI, Nikolette	1	0	0	0	.000	1	0	0	1	5	0	0	0	0	-
3	WILT, Erika	1	0	0	0	.000	0	0	0	0	2	0	0	0	0	-
4	CAMPBELL, Liz	4	5	2	14	.214	0	0	0	0	1	0	1	0	0	-
10	YURKOVICH, Allie	4	0	0	0	.000	5	1	0	4	9	0	0	0	0	-
12	CANNON, Megan	4	0	0	0	.000	14	1	0	0	4	0	0	0	2	-
	Team									3						-
	Totals	4	39	11	129	.217	36	3	8	13	62	0	10	0	4	-

**Team Attack By Set**

Set	K	E	TA	Pct
1	12	4	38	.211
2	12	2	36	.278
3	6	5	25	.040
4	9	0	30	.300

**SET SCORES**

	1	2	3	4	Team Records:
Robert Morris (1)	25	21	16	15	0-6
Virginia Tech (3)	22	25	25	25	6-0

TOTAL TEAM BLOCKS: 5.0

#	Virginia Tech	Attack				Ast	Serve			Block				Pts		
		S	K	E	TA		Pct	SA	SE	RE	Dig	BS	BA		BE	BH
1	Kaity Smith	4	17	7	42	.238	1	2	3	0	8	0	2	0	0	-
4	Jaila Tolbert	4	12	8	29	.138	1	0	0	0	2	0	2	0	0	-
14	Ester Talamazzi	4	15	4	42	.262	1	2	3	0	7	0	0	0	0	-
19	Marisa Cerchio	4	7	1	14	.429	0	2	2	0	4	0	1	0	0	-
22	Kai Young	1	1	3	6	.333	0	0	0	0	0	0	0	0	0	-
23	Talyn Jackson	4	4	2	7	.286	45	2	0	0	13	0	2	0	1	-
5	Carol Rafferty	4	0	0	0	.000	2	0	0	2	21	0	0	0	0	-
6	Angel Robinson	4	3	0	10	.300	0	0	0	0	0	0	5	0	0	-
10	Kylie Thomas	4	0	0	0	.000	2	1	1	0	10	0	0	0	0	-
20	Abby McKinzie	4	0	0	0	.000	4	0	0	0	4	0	0	0	0	-
	Team									1						-
	Totals	4	59	25	150	.227	52	13	9	3	69	0	12	0	1	-

**Team Attack By Set**

Set	K	E	TA	Pct
1	13	11	43	.047
2	15	4	36	.306
3	14	5	34	.265
4	17	5	37	.324

Site: Blacksburg, Va. (Cassell Coliseum)  
Date: Sep 01, 2018 Attend: 515 Time: 1:53  
Referees: Terry Martin, Wayne Clark  
Line judges: Stacey Younker, Amy Milton

TOTAL TEAM BLOCKS: 6.0



**2018 OVERALL SEASON STATS**



**The Automated ScoreBook**  
 Virginia Tech Combined Team Statistics (as of Sep 02, 2018)  
 All matches



<b>RECORD:</b>	<b>OVERALL</b>	<b>HOME</b>	<b>AWAY</b>	<b>NEUTRAL</b>
ALL GAMES	6-0	3-0	1-0	2-0
CONFERENCE	0-0	0-0	0-0	0-0
NON-CONFERENCE	6-0	3-0	1-0	2-0

#	Player	sp	Attack				Set		Serve			Dig			Blocking					points		
			k	k/s	e	ta	pct	a	a/s	sa	se	sa/s	re	dig	dig/s	bs	ba	total	blk/s		be	bhe
1	Kaity Smith	21	76	3.62	28	165	.291	5	0.24	9	12	0.43	1	49	2.33	0	7	7	0.33	0	0	-
19	Marisa Cerchio	21	54	2.57	13	117	.350	1	0.05	8	9	0.38	0	7	0.33	2	25	27	1.29	0	0	-
4	Jaila Tolbert	21	53	2.52	22	115	.270	1	0.05	0	0	0.00	0	13	0.62	0	20	20	0.95	0	0	-
14	Ester Talamazzi	21	50	2.38	25	152	.164	3	0.14	15	5	0.71	5	63	3.00	0	7	7	0.33	2	0	-
22	Kai Young	18	33	1.83	18	81	.185	0	0.00	0	0	0.00	0	2	0.11	0	18	18	1.00	2	0	-
23	Talyn Jackson	18	12	0.67	2	23	.435	107	5.94	2	0	0.11	0	16	0.89	0	10	10	0.56	3	3	-
9	Rhegan Mitchell	17	5	0.29	0	11	.455	112	6.59	3	1	0.18	0	31	1.82	0	5	5	0.29	0	4	-
6	Angel Robinson	7	4	0.57	0	12	.333	0	0.00	1	1	0.14	0	0	0.00	0	6	6	0.86	0	0	-
7	Tessa Wyner	2	0	0.00	1	2	-.500	1	0.50	0	0	0.00	1	0	0.00	0	0	0	0.00	0	0	-
5	Carol Raffety	21	0	0.00	0	1	.000	23	1.10	4	6	0.19	7	70	3.33	0	0	0	0.00	0	1	-
10	Kylie Thomas	21	0	0.00	0	0	.000	9	0.43	5	3	0.24	2	40	1.90	0	0	0	0.00	0	0	-
20	Abby McKinzie	13	0	0.00	0	0	.000	0	0.00	4	0	0.31	1	8	0.62	0	0	0	0.00	0	0	-
	TEAM	-	-	-	-	-	-	-	-	-	-	-	2	-	-	-	-	-	-	-	-	-
	VIRGINIA TECH	21	287	13.67	109	679	.262	262	12.48	51	37	2.43	19	299	14.24	2	98	51.0	2.43	7	8	-
	Opponents	21	189	9.00	120	658	.105	176	8.38	19	31	0.90	52	249	11.86	8	52	34.0	1.62	12	6	-

Team Statistics	VT	OPP	Date	Opponent	Score	Score by set	Att.
ATTACK			Aug 24	vs USC Upstate	w 3-0	25-14,25-18,25-15	1411
Kills	287	189	Aug 25	vs Presbyterian	w 3-0	25-22,25-11,25-21	1411
Errors	109	120	Aug 25	at Charlotte	w 3-2	15-25,24-26,25-19,25-19,15-9	1411
Total Attacks	679	658	Aug 31	WILLIAM & MARY	w 3-0	25-14,25-6,25-20	329
Attack Pct	.262	.105	Aug 31	CAMPBELL	w 3-0	25-18,25-19,25-12	842
Kills/Set	13.7	9.0	Sep 01	ROBERT MORRIS	w 3-1	22-25,25-21,25-16,25-15	515
SET							
Assists	262	176					
Assists/Set	12.5	8.4					
SERVE							
Aces	51	19					
Errors	37	31					
Aces/Set	2.4	0.9					
SERVE RECEPTIONS							
Errors	19	52					
Errors/Set	0.9	2.5					
DEFENSE							
Digs	299	249					
Digs/Set	14.2	11.9					
BLOCKING							
Block Solo	2	8					
Block Assist	98	52					
Total Blocks	51.0	34.0					
Blocks/Set	2.4	1.6					
Block Errors	7	12					
Ball handling errors	8	6					
ATTENDANCE							
Total	1686	1411					
Dates/Avg Per Date	3/562	1/1411					
Neutral site #/Avg	2/1411						
Current win streak	6	-					
Home win streak	3	-					





**1**  
Kaity SMITH  
OH | 6-1 | So.  
Florence, Ky.




**4**  
Jailla TOLBERT  
RS | 6-1 | Sr.  
Minneapolis, Minn.  
(JAY-lah)



**5**  
Carol RAFFETY  
L/DS | 5-11 | Jr.  
Novato, Calif.



**6**  
Angel ROBINSON  
MB | 6-0 | Fr.  
Norman, Okla.



**7**  
Tessa WYNER  
OH | 5-11 | Jr.  
Charleston, W.Va.



**9**  
Rhegan MITCHELL  
S | 5-8 | r-Sr.  
Peachtree City, Ga.  
(like Ronald Reagan)



**10**  
Kylie THOMAS  
L/DS | 5-7 | So.  
Sterling, Va



**11**  
Sarah Jane Lynch  
S | 6-2 | Fr.  
Roswell, Ga.



**13**  
Peyton YELICH  
MB | 6-3 | Fr.  
Crown Point, Ind.  
(Yell-itch)



**14**  
Ester TALAMAZZI  
OH | 6-0 | So.  
Campo Ligure, Genoa, Italy  
(Tal-uh-MAHT-zee)



**16**  
Jennifer WILLIAMS  
OH | 6-1 | Fr.  
Staunton, Va.




**19**  
Marisa CERCHIO  
MB/OH | 6-3 | So.  
Cincinnati, Ohio  
(SIR-ko)



**20**  
Abby MCKINZIE  
L/DS | 5-9 | Jr.  
East Leroy, Mich.



**21**  
Melody CALOYANNIDES  
OH | 6-0 | Jr.  
Reston, Va.  
(cal-oh-yahn-EE-dis)



**22**  
Kai YOUNG  
MB | 5-11 | So.  
Charlotte, N.C.



**23**  
Talyn JACKSON  
S | 5-11 | Fr.  
Gardnerville, Nev.  
(TAL-Lynn)



Jill WILSON  
Head Coach  
LSU, 2001



John WASIELEWSKI  
Associate Head Coach  
Penn State, 1990  
(Was-uh-LEW-ski)




Thomas AMBERG  
Assistant Coach  
UCLA, 2012



Leah JOSEPH  
Director of Operations  
Georgia Southern, 2016



Kayla SCHANBACK  
Volunteer Assistant Coach  
Campbell, 2018



Kayla RESCO  
Head Manager

