



HOKIES®

2018 Virginia Tech Volleyball Match Notes

#FuelTheFire

Sept. 21-23, 2018 | Matches 13 & 14 | Blacksburg, Va.
Carilion Clinic Court | Cassell Coliseum

INFORMATION

Virginia Tech Hokies



Record9-3, 0-0 ACC
Starters R/L4+Libero/2
Head CoachJill Wilson
Record (Years)19-24 (2nd)

No. 9 Pitt Panthers



Record12-0, 1-0 ACC
Starters R/L6+Libero/0
Head CoachDan Fisher
Record (Years)130-45 (6th)

Virginia Cavaliers



Record4-7, 0-1 ACC
Starters R/L6/0+Libero
Head CoachAaron Smith
Record (Years)11-31 (2nd)

NUMBER TO KNOW

4

• Tech is one of two schools in the ACC with four players own 100 or more kills. The Hokies are tied with Clemson, with each having four players for a balanced attack.

PROJECTED STARTERS

#	Name	K	Pct.	A	D	B
1	Kaity Smith (OH)	152	.253	8	102	11
4	Jaila Tolbert (RS)	128	.350	1	24	34
9	Rhegan Mitchell (S)	14	.343	318	72	12
14	Ester Talamazzi (OH)	102	.167	13	116	17
19	Marisa Cerchio (MB)	101	.345	1	9	52
22	Kai Young (MB)	46	.204	1	4	36
5	Carol Raffety (L)	1	.167	50	153	0

SERIES HISTORY

Pitt SeriesPitt leads 9-6
First MeetingPitt won 3-1 in 1993
Last MeetingPitt won 3-0 in 2017
Virginia SeriesTech leads 36-34
First MeetingTech won 3-0 in 1979
Last MeetingTech won 3-2 in 2017

AT THE NET

- Virginia Tech's volleyball team boasts 10 returning letterwinners, including four starters and its libero back.
- Tech has 16 student-athletes on the roster and of the 16, 11 are underclassmen. One of the youngest groups in the ACC, 69 percent of Tech's team is freshmen and sophomores.
- Though the Hokies will be youthful in 2018, they do bring back All-ACC selection Jaila Tolbert at the right-side hitter position.
- Tolbert is coming off her best season yet and had quite the summer, too, as the senior competed on the U.S. Collegiate National Team.
- Tech enters the weekend coming off a 0-2 weekend at the UTSA Invitational, wrapping up its nonconference slate.
- The nine wins are the most in non-league action since 2015. Tech went on to finish 19-13 that year in the regular season.
- Last season, Pitt got the best of the Hokies in their two contests, winning both in sweeps, while Tech beat Virginia twice, a 3-1 win in Charlottesville and a 3-2 win in Blacksburg.

LAST TIME OUT

- Finishing up its nonconference schedule in San Antonio, Tech fell to host UTSA 3-1 at the UTSA Invitational after it lost to its first ranked foe of the season in then-No. 18 Baylor 3-0.
- Jaila Tolbert was the lone star for the Hokies who made the all-tournament team, racking up 28 kills on a .362 hitting percentage.
- The senior put down her second-most kills of the season (16) against the Roadrunners. She has earned three all-tournament team honors this fall - Charlotte, Bobcat and UTSA invites.
- Kaity Smith was back in form, registering an almost double-double versus UTSA with 15 kills and nine digs. Fellow sophomore Ester Talamazzi was close as well, being just one dig shy with a nine-kill, 10-dig performance.
- Carol Raffety scooped up 20 digs, marking her third match this year of having 20 or more.

WHO TO WATCH



• Libero Carol Raffety had her A-game last time against Pitt and Virginia, collecting 20 versus Pitt and 16 against Virginia. (More on page 3)

2018 Schedule

AUGUST

16	(1) VS. RADFORD	W, 3-2
24	(2) VS. USC UPSTATE	W, 3-0
25	(2) VS. PRESBYTERIAN	W, 3-0
25	(2) AT CHARLOTTE (C-USA TV)	W, 3-2
31	(3) WILLIAM & MARY (ACC NETWORK EXTRA)	W, 3-0
31	(3) CAMPBELL (ACC NETWORK EXTRA)	W, 3-0

SEPTEMBER

1	(3) ROBERT MORRIS (ACC NETWORK EXTRA)	W, 3-1
7	(4) VS. IUPUI	W, 3-1
7	(4) AT OHIO (ESPN+)	W, 3-1
8	(4) VS. SAMFORD	L, 3-0
11	VCU (ACC NETWORK EXTRA)	W, 3-0
15	(5) VS. NO. 18/19 BAYLOR	L, 3-0
16	(5) AT UTSA (FACEBOOK)	L, 3-1
21	NO. 9 PITT* (ACC NETWORK EXTRA)	6 P.M.
23	VIRGINIA* (ACC NETWORK EXTRA)	1 P.M.
28	NORTH CAROLINA* (ACC NETWORK EXTRA)	6 P.M.
30	NC STATE* (ACC NETWORK EXTRA)	1 P.M.

OCTOBER

5	AT GEORGIA TECH*	7 P.M.
7	AT CLEMSON*	1 P.M.
12	AT ?? LOUISVILLE*	7 P.M.
14	AT NOTRE DAME*	NOON
19	WAKE FOREST* (ACC NETWORK EXTRA)	6 P.M.
21	DUKE* (ACC NETWORK EXTRA)	1 P.M.
26	AT MIAMI (FLA.)*	7 P.M.
28	AT FLORIDA STATE* (ACC NETWORK EXTRA)	1 P.M.

NOVEMBER

2	SYRACUSE* (ACC NETWORK EXTRA)	6 P.M.
4	BOSTON COLLEGE* (ACC NETWORK EXTRA)	1 P.M.
9	AT VIRGINIA*	7 P.M.
16	AT BOSTON COLLEGE*	7:30 P.M.
18	AT SYRACUSE*	1 P.M.
21	CLEMSON* (ACC NETWORK EXTRA)	3 P.M.

* ACC MATCH | ALL TIMES ET | AT THE TIME RANKING/CURRENT RANKING

- 1-EXHIBITION
- 2-CHARLOTTE INVITATIONAL
- 3-HOKIE INVITATIONAL
- 4-BOBCAT INVITATIONAL
- 5-UTSA TOURNAMENT

VIRGINIA TECH CONTACT

Lance Dozier
Assistant Director, Strategic Communications
Phone: (507) 993-1898
Email: lance17@vt.edu

Social



@HokiesVB



@HokiesVB



/HokieSports



@VT_VBall



AVCA Top 25 Week 4 Poll

Sept. 17 | *Opponents in italics*

Team (1st place)	Points	Record	Last
1 BYU (58)	1594	10-0	1
2 Stanford (6)	1540	8-1	2
3 Nebraska	1417	9-1	4
4 Penn State	1372	9-1	5
5 Texas	1353	5-3	3
6 Wisconsin	1262	7-1	6
7 Minnesota	1214	6-2	7
8 Illinois	1205	11-0	8
9 Pittsburgh	1074	11-0	9
10 Creighton	880	8-4	10
11 Florida	869	9-3	11
12 Oregon	841	7-3	12
13 Washington	755	8-2	13
14 USC	727	8-3	T-16
15 Cal Poly	717	10-1	14
16 Purdue	676	11-0	15
17 UCLA	624	5-2	T-16
18 Michigan	549	11-0	19
19 Baylor	536	8-3	18
20 Kentucky	447	6-4	20
21 Marquette	381	9-3	21
22 Washington State	207	9-1	22
23 Utah	145	8-3	23
24 San Diego	79	3-6	24
25 Alabama	61	12-1	25

Receiving Votes: Michigan State 52; Kansas State 46; Loyola Marymount 30; Oregon State 30; Colorado 23; Arizona 19; Portland 15; *Louisville* 12; UNI 11; Georgia 9; ETSU 8; Cincinnati 5; Colorado State 5; Tennessee 2

NCAA RPI

Dec. 18 | *Opponents in italics*

Team	Conference	Record
1 Florida	SEC	30-2
2 Penn State	B1G	33-2
3 Nebraska	B1G	32-4
4 Kentucky	SEC	29-4
5 Stanford	Pac-12	30-4
6 Texas	Big 12	27-3
7 Minnesota	B1G	28-6
8 Washington	Pac-12	25-8
9 USC	Pac-12	25-10
10 Utah	Pac-12	24-10
11 UCLA	Pac-12	21-11
12 Michigan State	B1G	24-9
13 Wisconsin	B1G	22-10
14 Creighton	BIG EAST	26-7
15 BYU	WCC	30-3
16 Iowa State	Big 12	22-7
17 <i>Baylor</i>	<i>Big 12</i>	24-7
18 Colorado	Pac-12	24-10
19 Wichita State	American	29-4
20 Kansas	Big 12	22-8
21 San Diego	WCC	25-5
22 Cal Poly	Big West	27-3
23 Oregon	Pac-12	18-12
24 Illinois	B1G	23-11
25 Purdue	B1G	23-10
26 <i>Louisville</i>	<i>ACC</i>	24-7
27 Missouri	SEC	22-12
28 <i>Pitt</i>	<i>ACC</i>	26-7
29 WKU	C-USA	31-4
30 Colorado State	MWC	29-4

QUICK FACTS

University NameVirginia Tech
 LocationBlacksburg, Va.
 Founded1872
 Enrollment34,440
 President..... Dr. Timothy Sands
 Director of Athletics..... Whit Babcock
 NicknameHokies
 MascotHokie Bird
 Colors..... Chicago Maroon and Burnt Orange
 Affiliation..... NCAA Division I
 Conference.....Atlantic Coast

2017 INFORMATION, 2018 PREVIEW

Overall Record 10-21
 ACC Record 4-16 (12th)
 Starters Returning/Lost..... 4 + Libero/2
 Letterwinners Returning/Lost..... 10/8
 Newcomers.....6
 Home Court..... Cassell Coliseum
 Capacity 9,275

2018 Key Information

RETURNING STARTERS (4 + Libero)

Rhegan Mitchell	S	Racked up 1,122 assists (9.93 a/s), 243 digs, 66 kills
Carol Raffety	L/DS	Team-high 440 digs, 32 SA, 102 assists
Kaity Smith	OH	Posted 309 kills, 190 digs, ACC All-Freshmen Team
Ester Talamazzi	OH	Turned in 290 kills, 229 digs, 27 aces, 24 blocks
Jaila Tolbert	RS	Tallied a team-high 318 kills (.318 clip), 2nd team All-ACC

OTHERS RETURNING (5)

Melody Caloyannides	OH	Posted 15 kills, 22 digs in 15 sets
Marisa Cerchio	MB/OH	Registered 114 kills, 25 blocks, 15 digs in 76 sets
Abby McKinzie	L/DS	Recorded 103 digs, six aces in 89 sets
Kylie Thomas	L/DS	Tallied 78 digs, eight aces in 53 sets
Kai Young	MB	Collected 20 kills, 22 blocks in 34 sets

NEWCOMERS (6)

Talyn Jackson	S	Senior Aces Top 150, NIAA all-state, three-time All-League
Sarah Jane Lynch	S	Senior Aces Top 150, GHSA all-state, AAU All-American
Angel Robinson	MB	Led North Norman HS to state finals twice, OSSAA all-state
Jennifer Williams	OH	Led Robert E. Lee HS to state final, VHSL all-state
Tessa Wyner	OH	Three-time West Virginia Gatorade Player of the Year
Peyton Yelich	MB	IHSAA all-state, led Crown Point HS to state final

STARTERS LOST (2)

Cara Cunningham	MB	Team-high 81 blocks, 132 kills, hit .246
Stacey Christy	MB	Hit .291 with 160 kills, 70 blocks

No.	Name	Pos.	Ht.	Cl.	Hometown	High School (Previous School)
1	Kaity Smith	OH	6'1"	So.	Florence, Ky.	Randall Cooper
4	Jaila Tolbert	RS	6'1"	Sr.	Minneapolis, Minn.	Breck School
5	Carol Raffety	L/DS	5'11"	Jr.	Novato, Calif.	Marin Catholic
6	Angel Robinson	MB	6'0"	Fr.	Norman, Okla.	Norman North
7	Tessa Wyner	OH	5'11"	Fr.	Charleston, W.Va.	George Washington
9	Rhegan Mitchell	S	5'8"	r-Sr.	Peachtree City, Ga.	McIntosh
10	Kylie Thomas	L/DS	5'7"	So.	Sterling, Va.	Potomac Falls
11	Sarah Jane Lynch	S	6'2"	Fr.	Roswell, Ga.	Mount Pisgah Christian
13	Peyton Yelich	MB	6'3"	Fr.	Crown Point, Ind.	Crown Point
14	Ester Talamazzi	OH	6'0"	So.	Campo Ligure, Genoa, Italy	Liceo Scientifico A. Antonelli
16	Jennifer Williams	OH	6'1"	Fr.	Staunton, Va.	Robert E. Lee
19	Marisa Cerchio	MB/OH	6'3"	So.	Cincinnati, Ohio	Turpin
20	Abby McKinzie	L/DS	5'9"	Jr.	East Leroy, Mich.	St. Philip Catholic Central
21	Melody Caloyannides	OH	6'0"	Jr.	Reston, Va.	South Lakes
22	Kai Young	MB	5'11"	So.	Charlotte, N.C.	Charlotte Christian
23	Talyn Jackson	S	5'11"	Fr.	Gardnerville, Nev.	Douglas

Head Coach: Jill Wilson (LSU, 2001), 2nd Season
Associate Head Coach: John Wasielewski (Penn State, 1990), 2nd season
Assistant Coach: Thomas Amberg (UCLA, 2012), 2nd season
Volunteer Assistant Coach: Kayla Schanback (Campbell, 2018), 1st season
Director of Operations: Leah Joseph (Georgia Southern, 2016), 2nd season
Head Manager: Kayla Resco, 2nd season

Pronunciations

Melody Caloyannides: cal-oh-yahn-EE-dis	Marisa Cerchio: SIR-ko	Jaila Tolbert: JAY-lah
Ester Talamazzi: Tal-uh-MAHT-zee	Talyn Jackson: TAL-lynn	Peyton Yelich: Yell-it-itch
John Wasielewski: Was-uh-LEW-ski	Rhegan Mitchell: like (Ronald) Reagan	





2018 ACC Standings

Team	Overall	ACC	Pct.
1. No. 9 Pitt	12-0	1-0	1.00
2.. Georgia Tech	11-2	0-0	.846
3. Boston College	10-2	0-0	.833
4. Virginia Tech	9-3	0-0	.750
5. Clemson	9-4	0-0	.692
6. Duke	6-3	0-0	.667
7. Louisville	7-4	0-0	.636
8. NC State	6-4	0-0	.600
Notre Dame	6-4	0-0	.600
10. Miami (Fla.)	4-3	0-0	.571
11. Syracuse	4-4	0-0	.500
12. North Carolina	4-5	0-0	.444
13. Wake Forest	5-7	0-0	.417
14. Florida State	4-6	0-0	.400
15. Virginia	4-7	0-1	.364

2018 Preseason ACC Coaches' Poll

- Pitt (196 points)
- Louisville (180)
- Florida State (171)
- Notre Dame (137)
- Duke (134)
- North Carolina (121)
- Miami (Fla.) (117)
- NC State (117)
- Syracuse (110)
- Georgia Tech (68)
- 11. Virginia Tech (55)**
- Clemson (54)
- Wake Forest (51)
- Virginia (37)
- Boston College (27)

2018 ACC Preseason All-Conference

- Kaylin Korte, Sr., OH/RS, Clemson
- Leah Meyer, Jr., MB, Duke
- Payton Caffrey, Jr., OH, Florida State
- Taryn Knuth, So., MB, Florida State
- Jasmine Bennett, Sr., MB, Louisville
- Melanie McHenry, Jr., OH, Louisville
- Wilma Rivera, Sr., S, Louisville
- Molly Sauer, Sr., L, Louisville
- Haley Templeton, R-Sr., S, Miami
- Melissa Evans, So., OPP, NC State
- Kylie Pickrell, Sr., S, NC State
- Ryann DeJarld, Sr., L, Notre Dame
- Jemma Yeadon, Jr., OH, Notre Dame
- Kamalani Akeo, Sr., S, Pitt
- Nika Markovic, Jr., RS, Pitt
- Stephanie Williams, R-Jr., OH, Pitt
- Santita Ebangwese, Sr., MB, Syracuse
- Jaila Tolbert, Sr., RS, Virginia Tech**

GREENSBORO, N.C. – Pitt has been chosen as the 2018 Atlantic Coast Conference volleyball preseason favorite in a vote of the league's 15 head coaches, announced on Aug. 3.

The reigning ACC Co-Champion Panthers received all 14 possible first-place votes and 196 points, as coaches were not allowed to vote for their own teams.

CLIMBING THE LADDER

- Junior libero Carol Raffety is working her way up the all-time career digs list at Tech.
- Heading into the season with 921 digs, Raffety became the 18th Hokie in the 1,000-dig club.
- The California native has passed two Hokies on the list so far, being No. 16 all-time with 1074.

#	Name	Years	Digs
1.	Amanda Cloyd	2004-07	2,200
2.	Heather Berglund	1990-93	1,710
3.	Jill Gergen	2005-09	1,708
4.	Lisa Pikalek	1989-92	1,591
5.	Morgan O'Neill	2009-12	1,516
6.	Lindsey Owens	2013-16	1,309
7.	Annie Spicer	2001-04	1,244
8.	Meredith Braine	1995-98	1,241
9.	Justine Record	2008-11	1,238
10.	Terrie Zubert	1994-97	1,170
11.	Amanda McKinzie	2013-16	1,168
12.	Jenni McFadden	1991-94	1,150
13.	Melissa Markowski	2002-05	1,124
14.	Rachel Julian	1996-99	1,105
15.	Ana Lang	1999-02	1,078
16.	Carol Raffety	2016-present	1,074
17.	Kenedy McGrath	2012-15	1,045
18.	Amanda Yelsh	1991-94	1,012

HOKIES IN ACC OPENERS

- The Hokies are 5-9 all-time in ACC openers (4-3 home, 1-6 road). Tech's first ACC win was in its opener versus FSU when it joined the ACC in 2004.

Date	Opponent	Score
Setp. 23, 2004	Florida State	W, 3-2
Sept. 23, 2005	at North Carolina	L, 3-0
Sept. 15, 2006	Virginia	W, 3-0
Sept. 14, 2007	at Virginia	L, 3-0
Sept. 23, 2008	Virginia	W, 3-0
Sept. 25, 2009	at No. 18 Florida State	L, 3-1
Sept. 24, 2010	at Miami	L, 3-0
Sept. 23, 2011	No. 21 Miami (Fla.)	L, 3-0
Sept. 21, 2012	No. 15 Florida State	L, 3-2
Sept. 21, 2013	at Wake Forest	W, 3-1
Sept. 26, 2014	at Wake Forest	L, 3-2
Sept. 25, 2015	North Carolina	L, 3-1
Sept. 23, 2016	Clemson	W, 3-0
Sept. 22, 2017	at Miami (Fla.)	L, 3-1

CURRY SAYS A FEW WORDS

- Tech volleyball alum Sonya Curry, formerly Adams and wife of Tech men's basketball standout Dell Curry, was in Charlotte last weekend and gave the Hokies a pep talk before their match against the 49ers inside Halton Arena.
- The talk, which was giving them encouragement on and off the court, seemed to work as Tech went on to stay perfect on the weekend with a 3-2 win over Charlotte.



ACC RANKS

- Tech is No. 2 in the ACC for service aces with 1.71, while being No. 3 for opponent blocks with 1.62.
- Sophomore Kaity Smith has the seventh-best average for kills per set (3.62) and eighth-best aces per set mark (0.38) in the league.
- Outside hitter Ester Talamazzi owns the seventh-best aces per set mark (0.40) in the league. Her eight aces against William & Mary three weeks ago tied the second-most mark in school history with Annie Spicer on Sept. 10, 2004, versus ULM.
- Senior Jaila Tolbert owns the 10th-best hitting percentage in the league with (.350), which is the second best among non-middle blockers.
- Redshirt senior Rhegan Mitchell is ninth in the conference for assists per set with 8.37 and Marisa Cerchio is fourth for blocks per set with 1.24.

THE FIRST ONE IS THE SWEETEST

- Tech's Head Coach Jill Wilson took down rival Virginia, 3-1, on Sept. 27, 2017, earning Wilson's first-ever ACC win and the Hokies' first win of 2017.
- A few days later, Virginia Tech athletics director Whit Babcock gave Coach Wilson an embroidered volleyball, signifying the first conference win for her, which tasted a little sweeter over an arch rival.
- The two teams compete every year in the Commonwealth Clash and the win gave Tech half a point. Later in November it won against Virginia to get the full point and help Tech win 12.5-8.5.
- In 2018, men's soccer earned half a point on Sept. 7 as it tied the Cavaliers 1-1 in overtime. The volleyball matchup will be the second contest of the clash.

RACKING IT UP

- With trips to the states of North Carolina, Ohio and Texas for nonconference tournaments, the Hokies racked up over 3,500 miles of travel.
- The closest of the three trips was to Charlotte, North Carolina (173 miles one way).

THE SCHEDULE

- Tech's opponents in 2018: 14 registered winning seasons, nine collected 20 or more wins and eight finished the year inside the top 50 RPI last fall.
- The ACC sent six teams to the NCAA Tournament in 2017, including Pitt, Florida State, Louisville, Miami (Fla.), NC State and Notre Dame. Tech will face all six teams this season, with four of the six matches being on the road.

USA - TOLBERT

- Jaila Tolbert tried out in Colorado Springs, Colorado this spring and made the U.S. Collegiate National Team.
- The Minnesota native competed on the red, white blue in Detroit for over a week with 23 other collegiate student-athletes.
- She was assigned to one of two 12-member teams that played three exhibitions against each other, with her team winning 2-1.
- Tolbert hopes to bring what she learned on the trip back to Tech and on the court.



LAST TIME THE TEAM...

Won a match.....	VCU, 3-0, 9/11/18
Lost a match.....	at UTSA, 3-1, 9/16/18
Won at home.....	VCU, 3-0, 9/11/18
Lost at home.....	Pitt, 3-0, 11/24/17
Won on the road.....	at Ohio, 3-1, 9/7/18
Lost on the road.....	at UTSA, 3-1, 9/16/18
Won in three sets.....	VCU, 3-0, 9/11/18
Lost in three sets.....	vs. No 18/? Baylor, 3-0, 9/15/18
Won in four sets.....	at Ohio, 3-1, 9/7/18
Lost in four sets.....	at UTSA, 3-1, 9/16/18
Won in five sets.....	at Charlotte, 3-2, 08/25/18
Lost in five sets.....	Duke, 3-2, 10/22/17
Beat an ACC team.....	Virginia, 3-2, 11/22/17
Lost to an ACC team.....	Pitt, 3-0, 11/24/17
Beat an ACC team at home.....	Virginia, 3-2, 11/22/17
Lost to an ACC team at home.....	Pitt, 3-0, 11/24/17
Beat an ACC team on the road.....	at Virginia, 3-1, 9/27/17
Lost to an ACC team on the road.....	at Louisville, 3-0, 11/12/17
Beat a nonconference team.....	VCU, 3-0, 9/11/18
Lost to a nonconference team.....	at UTSA, 3-1, 9/16/18
Beat nonconference team at home.....	VCU, 3-0, 9/11/18
Lost to nonconference team at home.....	ETSU, 3-0, 9/16/17
Beat nonconference team on road.....	at Ohio, 3-1, 9/7/18
Lost to nonconference team on road.....	at UTSA, 3-1, 9/16/18
Beat a ranked team.....	at No. 19 Michigan State, 3-1, 9/4/15
Lost to a ranked team.....	vs. No. 18/? Baylor, 3-0, 9/15/18
Beat an unranked team.....	VCU, 3-0, 9/11/18
Lost to an unranked team.....	at UTSA, 3-1, 9/16/18

Started a season 9-0.....	2009
Was 10 matches over .500 in a season.....	2013 (11 matches over .500 at 12-1)
Had 70 or more kills in a match.....	Idaho State, 75, 8/25/17
Had 200 or more attacks in a match.....	Chattanooga, 204, 9/19/15
Hit .300 or better in a match.....	VCU, 3-0, 9/11/18
Hit .400 or better in a match.....	vs. South Dakota State, .402, 8/25/17
Had 65 or more assists in a match.....	at Charlotte, 67, 08/25/18
Had 10 or more aces in a match.....	Robert Morris, 13, 9/1/18
Had 75 or more digs in a match.....	at Charlotte, 81, 08/25/18
Had 85 or more digs in a match.....	Appalachian State, 85, 08/26/16
Had 10.0 or more blocks in a match.....	vs. IUPUI, 14, 9/7/18
Had 20.0 or more blocks in a match.....	Virginia, 20, 11/28/15



Virginia Tech's volleyball team went 2-0 against rival Virginia in the Commonwealth Clash, presented by Virginia529, in 2017.

LAST TIME AN INDIVIDUAL...

Had 20 or more kills in a match.....	Virginia, 21, Kaity Smith, 11/22/17
Had 30 or more kills in a match.....	vs. Idaho State, 30, Kaity Smith, 8/25/17
Had 50 or more attacks in a match.....	vs. Idaho State, 51, Kaity Smith, 8/25/17
Hit over .500 in a match.....	VCU, .625, Jaila Tolbert, 9/11/18
Hit over .600 in a match.....	VCU, .625, Jaila Tolbert, 9/11/18
Hit over .800 in a match.....	William & Mary, .812, Marisa Cerchio, 8/31/18
Had 45 or more assists in a match.....	Robert Morris, 45, Talyn Jackson, 9/1/18
Had 55 or more assists in a match.....	Duke, 55, Rhegan Mitchell, 10/22/17
Had 70 or more assists in a match.....	Liberty, 86, Kelli O'Dell, 10/17/00
Had 4 or more aces in a match.....	Robert Morris, 4, Abby McKinzie, 9/1/18
Had 8 or more aces in a match.....	William & Mary, 8, Ester Talamazzi, 8/31/18
Had 25 or more digs in a match.....	Radford, 27, Carol Raffety, 9/16/16
Had 30 or more digs in a match.....	Georgia Tech, 30, Morgan O'Neill, 11/3/12
Had 10 or more blocks in a match.....	at Charlotte, 10, Marisa Cerchio, 8/25/18
Had 15 or more blocks in a match.....	West Virginia, 17, Cheryl Stinson, 10/5/01
Opponent had less than 30 kills in a match.....	Campbell, 27, 8/31/18
Two players had 17 or more kills each in a match.....	Chattanooga (5 sets) - Amanda McKinzie (17), Kennedy Bryan (17) - 9/19/15

What's a Hokie?



The answer leads all the way back to 1896 when Virginia Agricultural and Mechanical College changed its name to Virginia Polytechnic Institute. With the change came the necessity for writing a new cheer and a contest for such a purpose was held by the student body.

Senior O.M. Stull won first prize for his "Hokie" yell which is still used today. Later, when asked if "Hokie" had any special meaning, Stull explained the word was solely the product of his imagination and was used only as an attention-getter for his yell. It soon became a nickname for all Tech teams and for those people loyal to Tech athletics.

The official university school colors - Chicago Maroon and Burnt Orange - also were introduced in 1896. The colors were chosen by a committee because they made a 'unique combination' not worn elsewhere at the time. The official definition of "hokie" is "a loyal Virginia Tech Fan".

RETURNING NUMBERS

- To open the 2018 season, Virginia Tech returns almost all of its kills, assists and digs personnel, but will need a push in the blocks department with departing middle blockers Stacey Christy and Cara Cunningham.

Returning Kills	Assists	Digs	Blocks	Points
2018	78.3%	95.3%	90.4%	76.2%


'17 CLASS OF ACC COACHES

- The Atlantic Coast Conference entered 2017 with four new head coaches from its 15 member institutions, including Clemson's Michaela Franklin, Louisville's Dani Busboom Kelly, Virginia's Aaron Smith and Virginia Tech's Jill Wilson.
- Of the four in their new campaigns, the Cardinals' Busboom Kelly owns the best winning percentage (.738), followed by the Hokies' Wilson (.442), the Tigers' Franklin (.356) and the Cavaliers' Smith (.262).
- Previously, Busboom Kelly was an assistant coach at Nebraska, Franklin was the associate head coach at Iowa, Wilson was the associate head coach at LSU and Smith was the associate head coach at Virginia, then was promoted by the Cavaliers' athletics director at the time, Craig Littlepage.

Name	Team	Overall	ACC	Home	Away	Neutral
Dani Busboom Kelly	Louisville	31-11	18-2	17-2	9-6	5-3
Jill Wilson	Virginia Tech	19-24	4-16	7-9	5-11	6-3
Michaela Franklin	Clemson	16-29	2-18	8-12	2-15	5-4
Aaron Smith	Virginia	11-31	3-17	7-12	3-14	1-5

YEAR 2

- Virginia Tech Athletics last summer implemented a new design on the playing surface at Cassell Coliseum. The basketball and volleyball court displays three iconic campus spots - Torgerson Bridge, Burruss Hall and War Memorial Chapel.
- In addition to the court redesign, Tech redid the floors at the men's basketball practice facility and volleyball practice gym, at a cost of about \$35,000.



RECORD WHEN...

Overall:	9-3
Home:	4-0
Away:	2-1
Neutral:	3-2
Three-set match:	5-2
Four-set match:	3-1
Five-set match:	1-0
Win first set:	6-0
Loss first set:	3-3
Win first two sets:	6-0
Split first two sets:	2-1
Lose first two sets:	1-2
Against top-25 teams:	0-1
Against unranked teams:	9-2
ACC:	0-0
Home:	0-0
Away:	0-0
Three-set match:	0-0
Four-set match:	0-0
Five-set match:	0-0
Win first set:	0-0
Lose first set:	0-0
Win first two sets:	0-0
Split first two sets:	0-0
Lose first two sets:	0-0
Against top-25 teams:	0-0
Higher hitting % than opponent:	9-0
Lower hitting % than opponent:	0-3
Hit over .400:	0-0
Hit over .300:	4-0
Hit over .200:	3-2
Hit under .200:	1-1
Opponent hits under .200:	8-0
More kills than opponent:	9-0
Fewer kills than opponent:	0-3
Same kills as opponent:	0-0
More service aces than opponent:	7-0
Fewer service aces than opponent:	2-3
Same service aces as opponent:	0-0
More digs than opponent:	7-2
Fewer digs than opponent:	2-1
Same digs as opponent:	0-0
More blocks than opponent:	9-0
Fewer blocks than opponent:	0-2
Same blocks as opponent:	0-1
On Tuesday:	1-0
On Wednesday:	0-0
On Friday:	5-0
On Saturday:	3-2
On Sunday:	0-1
In August:	5-0
In September:	3-1
In October:	0-0
In November:	0-0
Current set winning streak:	-
Current set losing streak:	2
Longest set winning streak:	6
Longest set losing streak:	4
Current match winning streak:	-
Current match losing streak:	2
Current ACC match winning streak:	-
Current ACC match losing streak:	-
Longest match winning streak:	6
Longest match losing streak:	2
Current home winning streak:	4
Current home losing streak:	-
Current home ACC winning streak:	-
Current home ACC losing streak:	-

LAST TIME AGAINST PITT

- Jailla Tolbert and Kaity Smith each tallied 11 kills.
- Carol Raffety scooped up 20 digs.
- Marisa Cerchio recorded nine kills, her most since Oct. 8, 2017, against Notre Dame.
- In a back-and-forth affair, there were 28 ties and nine leads changes.

Volleyball Box Score
The Automated ScoreBook
Pitt vs Virginia Tech (Nov 24, 2017 at Blacksburg, Va.)

#	Pitt	Attack				Ass	Serve			Block			Digs	BS	BA	BE	BH	Pts
		S	K	E	TA		SA	SE	RE	BS	BA	BE						
3	Kamilani Akeo	3	1	1	3	.000	39	2	0	0	0	0	0	0	0	0	1	-
5	Chinaza Ndeke	3	2	1	7	.143	0	0	0	0	0	0	1	0	4	0	0	-
7	Layne Van Buskirk	3	6	3	17	.176	0	0	0	0	0	0	0	2	3	0	0	-
13	Stephanie Williams	3	10	5	27	.185	3	0	2	0	0	0	7	0	2	1	0	-
17	Nika Markovic	3	20	2	43	.419	1	0	2	0	0	0	6	0	1	0	0	-
23	Kayla Lund	3	7	4	19	.238	1	0	1	1	1	1	12	0	2	0	0	-
4	Emily Horner	1	0	0	0	.000	0	0	1	0	0	0	1	0	0	0	0	-
10	Mariah Bell	3	3	1	9	.222	0	0	2	0	0	0	1	0	1	0	0	-
16	Angela Seman	3	1	0	1	.000	3	1	1	0	0	0	11	0	0	0	0	-
21	Alex Rosignol	3	0	0	0	.000	0	0	0	0	0	0	0	0	3	0	0	-
Team																		
Totals			50	17	126	.262	47	3	9	2	45	2	16	1	1	1	1	-

Team Attack By Set
Set K E TA Pct
1 18 6 44 .273
2 17 5 39 .308
3 15 6 43 .209

SET SCORES
Pitt (3) 25 26 27 24-6 (17-2 ACC)
Virginia Tech (0) 22 24 25 10-21 (4-16 ACC)

TOTAL TEAM BLOCKS: 10.0

Volleyball Box Score
The Automated ScoreBook
Virginia vs Virginia Tech (Nov 22, 2017 at Blacksburg, Va.)

#	Virginia Tech	Attack				Ass	Serve			Block			Digs	BS	BA	BE	BH	Pts
		S	K	E	TA		SA	SE	RE	BS	BA	BE						
1	Kaity Smith	3	11	6	35	.443	0	2	0	0	0	6	1	1	1	0	-	
3	Cara Cunningham	3	4	1	11	.273	0	2	1	0	0	2	2	2	1	0	-	
6	Stacey Christy	3	4	1	11	.273	0	0	0	0	0	0	0	1	0	0	-	
11	Mandy Powers	1	0	0	0	.000	0	0	0	0	0	0	0	0	0	0	-	
14	Ester Talamazzi	3	2	1	6	.167	2	0	2	0	0	0	7	0	0	0	-	
15	Kelley Esch	1	0	1	2	.500	0	0	0	0	0	0	0	0	0	0	-	
4	Jailla Tolbert	3	11	4	21	.333	0	0	0	0	0	0	8	0	1	1	0	
5	Carol Raffety	3	0	0	0	.000	2	0	0	0	0	1	20	0	0	0	0	
9	Rhegan Mitchell	3	1	0	4	.250	35	0	0	0	0	8	0	0	0	1	-	
10	Kylie Thomas	1	0	0	0	.000	0	0	0	0	0	0	0	0	0	0	-	
19	Marisa Cerchio	3	9	5	21	.190	0	0	0	0	0	0	0	0	1	0	-	
20	Abby McKinzie	2	0	0	0	.000	0	0	0	0	0	0	0	0	0	0	-	
Team																		
Totals			42	19	111	.207	40	2	5	1	51	3	6	3	1	1	-	

Team Attack By Set
Set K E TA Pct
1 12 4 32 .250
2 16 6 39 .256
3 14 9 40 .125

SET SCORES
Pitt (3) 25 26 27 24-6 (17-2 ACC)
Virginia Tech (0) 22 24 25 10-21 (4-16 ACC)

TOTAL TEAM BLOCKS: 6.0

Site: Blacksburg, Va. (Cassell Coliseum)
Date: Nov 24, 2017 Attend: 511 Time: 1:45
Referees: Robert Kyle, Stephen Shepherd
Line Judges: Alex Hawks, DJ Preston

LAST TIME AGAINST VIRGINIA

- Kaity Smith put on a show, scoring four of Tech's last six points to help it win in the fifth set on her way to 21 kills.
- Rhegan Mitchell filled up the stat sheet, collecting 49 assists, eight digs, five kills and three blocks.
- Jailla Tolbert had 16 kills (.406) and six blocks.

Volleyball Box Score
The Automated ScoreBook
Virginia vs Virginia Tech (Nov 22, 2017 at Blacksburg, Va.)

#	Virginia	Attack				Ass	Serve			Block			Digs	BS	BA	BE	BH	Pts
		S	K	E	TA		SA	SE	RE	BS	BA	BE						
2	Alex Spencer	5	11	6	38	.132	2	0	2	4	0	2	0	0	1	1	0	-
6	Megan Wilson	5	3	0	3	1.000	46	0	1	0	0	10	0	1	1	0	-	
8	Chino Anukwem	5	15	2	29	.448	0	0	0	0	0	0	0	2	1	3	0	
16	Jennifer Wineholt	3	1	2	8	.125	2	1	0	0	0	4	1	0	0	0	-	
21	Haley Faustleroy	3	1	0	0	.000	0	0	0	0	0	0	0	0	2	0	-	
21	Sarah Billard	5	9	6	29	.103	0	0	0	0	0	0	0	1	1	0	0	
3	Kelsey Miller	5	0	0	0	.000	0	1	2	1	17	0	0	0	0	0	-	
5	Jana Horner	5	0	0	0	.000	0	0	0	0	0	0	0	0	0	0	-	
7	Jelena Novakovic	4	12	7	32	.156	1	0	1	1	0	1	6	0	2	0	-	
13	Kat Young	1	1	0	1	1.000	0	0	0	0	0	0	0	0	1	0	-	
25	Olesia Wolodkewitsch	3	0	0	0	.000	0	0	0	0	0	0	0	0	2	0	0	
Team																		
Totals			50	25	152	.230	53	5	9	8	58	4	8	5	0	1	-	

Team Attack By Set
Set K E TA Pct
1 17 5 42 .286
2 9 7 29 .269
3 15 2 29 .448
4 13 9 32 .125
5 6 2 20 .200

SET SCORES
1 2 3 4 5 Team Records:
Virginia (2) 27 19 25 19 10 7-23 (3-16 ACC)
Virginia Tech (3) 25 25 13 25 15 10-20 (4-15 ACC)

TOTAL TEAM BLOCKS: 8.0

Volleyball Box Score
The Automated ScoreBook
Virginia Tech vs Virginia Tech (Nov 22, 2017 at Blacksburg, Va.)

#	Virginia Tech	Attack				Ass	Serve			Block			Digs	BS	BA	BE	BH	Pts
		S	K	E	TA		SA	SE	RE	BS	BA	BE						
1	Kaity Smith	5	21	7	46	.304	0	1	4	2	9	1	3	0	0	0	-	
3	Cara Cunningham	5	7	4	18	.167	0	0	0	0	0	3	1	8	1	0	-	
4	Jailla Tolbert	5	16	3	32	.406	0	1	2	0	7	1	5	1	0	-		
6	Stacey Christy	5	5	1	8	.500	0	0	0	0	0	0	0	0	3	0	-	
9	Rhegan Mitchell	5	5	1	7	.571	49	1	0	0	8	0	3	0	1	-		
14	Ester Talamazzi	5	3	4	18	.556	2	4	2	0	15	0	0	0	0	-		
5	Carol Raffety	5	0	0	0	.000	5	1	3	1	16	0	0	0	-			
10	Kylie Thomas	4	0	0	0	.000	0	0	0	0	0	0	0	0	0	-		
19	Marisa Cerchio	5	6	3	23	.130	0	0	0	0	0	0	0	0	0	0	-	
20	Abby McKinzie	1	0	0	0	.000	0	0	0	0	0	0	0	0	0	0	-	
Team																		
Totals			63	23	153	.261	56	8	11	5	61	3	22	2	1	1	-	

Team Attack By Set
Set K E TA Pct
1 14 9 19
2 15 5 29 .345
3 8 5 27 .111
4 14 4 30 .333
5 12 2 28 .357

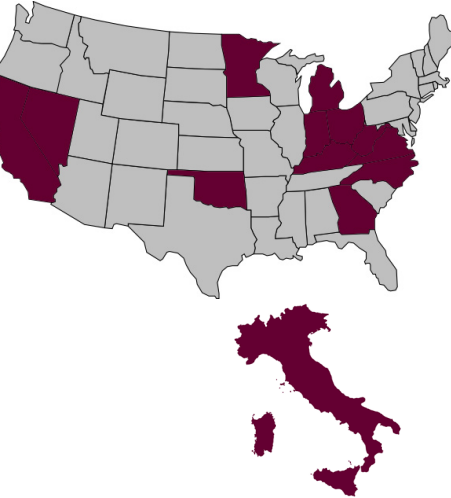
SET SCORES
1 2 3 4 5 Team Records:
Virginia (2) 27 19 25 19 10 7-23 (3-16 ACC)
Virginia Tech (3) 25 25 13 25 15 10-20 (4-15 ACC)

TOTAL TEAM BLOCKS: 14.0

Site: Blacksburg, Va. (Cassell Coliseum)
Date: Nov 22, 2017 Attend: 554 Time: 2:20
Referees: Stephen Shepherd, Robert Kyle
Line Judges: DJ Preston, Scott Wolk

WHERE THEY AT

- Tech has 16 players on the squad who represent 12 states and one international country (Italy).
- Virginia is where the most players are from on the team, making up 18.8 percent.



STATES/COUNTRY

- Virginia (3)
 - #10 Kylie Thomas
 - #16 Jennifer Williams
 - #21 Melody Caloyannides
- Georgia (2)
 - #9 Rhegan Mitchell
 - #11 Sarah Jane Lynch
- Calif., Ind., Ky., Mich., Minn., N.C., Nev., Ohio, Okla., W.Va. (1)
 - #1 Kaity Smith (Ky.)
 - #4 Jailla Tolbert (Minn.)
 - #5 Carol Raffety (Calif.)
 - #6 Angel Robinson (Okla.)
 - #7 Tessa Wyner (W.Va.)
 - #13 Peyton Yelich (Ind.)
 - #19 Marisa Cerchio (Ohio)
 - #20 Abby McKinzie (Mich.)
 - #22 Kai Young (N.C.)
 - #23 Talyn Jackson (Nev.)
- Italy (1)
 - #14 Ester Talamazzi

#FuelTheFire



"We're not there yet. We know we have a lot of work to do, but we're fueling it every single day," Wilson said in a recent radio interview with ESPN Blacksburg. "I can tell you that my players have been here the last part of the summer, and just the whole feel and the atmosphere of the culture is pretty incredible in a year's time. That's really what our theme represents. Our fans ... will see that. There is going to be a big change in the confidence and the culture that is happening. It's really, really exciting to be a part of." – Head volleyball coach **Jill Wilson**

BLOCK PARTY

- Sophomore Marisa Cerchio averaged 0.33 blocks per set her first year in the maroon and orange, playing a reserve role at middle blocker.
- With three matches in a starter role opening weekend, Cerchio tallied at least four blocks per match in the Queen City.
- The Ohio native's 1.73 blocks per set was the top mark in the ACC after opening weekend.

BLOCK PARTY II

- Tech recorded 34 blocks opening weekend and won the block battle in all three matches against its opponents in Charlotte. Out of Tech's 31 matches last fall, it only won the block battle nine times.
- Of the nine matches, it went 5-4 in those contests. Vice versa, when it did not win the block battle, it went 4-17.
- The Hokies finished last in the ACC in blocks per set, owning an average of 1.70. With hopes of improving upon that number, Tech is off to a strong start with a clip of 2.19 – 10th best in the ACC.

TOLBERT REPS ACC

- Jaila Tolbert was selected as the ACC's lone Student-Athlete Advisory Committee (SAAC) representative on the National Division I SAAC.
- She will vote on proposals regarding welfare for student-athletes - mental health, time demands and more. Tolbert enters her second year of the two-year term and it Tech's first ever.

TECH OPENERS

- Head Coach Jill Wilson became just the second coach in Tech history to begin her first two opening weekends with a perfect 6-0 record.
- Chris Riley went 6-0 in 2006 and '07, while the previous next best was Greg Smith (4-2) in 2000 and '01.

CAREER HIGHS FOR DAYS

- Sophomore Kai Young, a native of Charlotte, North Carolina, put on for her city in the final match against her hometown 49ers.
- The middle blocker rewrote her career high for kills and blocks. Her previous bests were seven in each department and that came in the same match against Boston College on Oct. 29, 2017.
- Middle blocker Marisa Cerchio had herself a day against the 49ers, too, tallying a line of 15 kills and 10 blocks to mark her first-ever double-double.
- Cerchio's top previous numbers were 12 kills against Virginia on Sept. 27, 2017, and three blocks versus Ole Miss on Sept. 1, 2017.

A DEBUT FOR THE AGES

- Kaity Smith placed her self in the record books on Aug. 25, 2017, when she led the Hokies to a 3-2 victory over Idaho State.
- Smith's 30 kills against the Bengals did the following in Tech's storied history:
 - Most ever in a debut.
 - Second freshman in school history to have

over 30 kills in a match in their first season. Virginia Tech Sports Hall of Famer Lisa Pikalek racked up 38 against Southern Miss on Nov. 7, 1992.

- Tied for the seventh-most kills in Hokie history.

ACC FRESHMAN OF THE WEEK - 3

- Outside hitter Ester Talamazzi followed in fellow teammate Kaity Smith's footsteps, as she earned her first ACC honor on Sept. 4. Smith earned it in Week 1.
- The Italy native racked up 38 kills, 28 digs and four blocks against Ole Miss, A-State and SMU.
- Smith followed Talamazzi's award 10 weeks later and picked up her second Freshman of the Week, as announced the by the league office Nov. 13.
- The Kentucky native tallied 25 kills, 15 digs and six blocks at Notre Dame and Louisville.

RPI INFO

- The NCAA released the Ratings Percentage Index, its final one, on Dec. 18 - the 10th ranking of the fall.
- The Hokies finished with the No. 183 RPI, which was the 12th best in the ACC topping Virginia (197), Boston College (227) and Clemson (258).
- The ACC had six teams in the top 50, including Louisville (26), Pitt (28), Miami (32), NC State (41), Notre Dame (43) and Florida State (48).
- Among the Power Five, the ACC was tied with the SEC for owning the third-most teams in the top 50 behind the Big Ten (10) and Pac-12 (9). The Big 12 has four teams.

MATCH-BY-MATCH STARTERS

Opponent	Date	MB	MB	OH	OH	RS	S	L
USC Upstate (W, 3-0)	Aug. 24	Marisa Cerchio	Kai Young	Ester Talamazzi	Kaity Smith	Jaila Tolbert	Rhegan Mitchell	Carol Raffety
Presbyterian (W, 3-0)	Aug. 25	Marisa Cerchio	Kai Young	Ester Talamazzi	Kaity Smith	Jaila Tolbert	Rhegan Mitchell	Carol Raffety
Charlotte (W, 3-2)	Aug. 25	Marisa Cerchio	Kai Young	Ester Talamazzi	Kaity Smith	Jaila Tolbert	Rhegan Mitchell	Carol Raffety
William & Mary (W, 3-0)	Aug. 31	Marisa Cerchio	Kai Young	Ester Talamazzi	Kaity Smith	Jaila Tolbert	Rhegan Mitchell	Carol Raffety
Campbell (W, 3-0)	Aug. 31	Marisa Cerchio	Kai Young	Ester Talamazzi	Kaity Smith	Jaila Tolbert	Rhegan Mitchell	Carol Raffety
Robert Morris (W, 3-1)	Sept. 1	Marisa Cerchio	Kai Young	Ester Talamazzi	Kaity Smith	Jaila Tolbert	Talyn Jackson	Carol Raffety
IUPUI (W, 3-1)	Sept. 7	Marisa Cerchio	Kai Young	Ester Talamazzi	Kaity Smith	Jaila Tolbert	Rhegan Mitchell	Carol Raffety
Ohio (W, 3-1)	Sept. 7	Marisa Cerchio	Kai Young	Ester Talamazzi	Kaity Smith	Jaila Tolbert	Rhegan Mitchell	Carol Raffety
Samford (L, 3-0)	Sept. 8	Marisa Cerchio	Kai Young	Ester Talamazzi	Kaity Smith	Jaila Tolbert	Rhegan Mitchell	Carol Raffety
No. 18/19 Baylor (L, 3-0)	Sept. 15	Marisa Cerchio	Kai Young	Ester Talamazzi	Kaity Smith	Jaila Tolbert	Rhegan Mitchell	Carol Raffety
UTSA (L, 3-1)	Sept. 16	Marisa Cerchio	Kai Young	Ester Talamazzi	Kaity Smith	Jaila Tolbert	Rhegan Mitchell	Carol Raffety



AVCA ACADEMIC HONOR

- The American Volleyball Coaches Association announced that the Virginia Tech volleyball program earned Team Academic Honors for the 2017-18 season.
- The AVCA honored a record 973 teams this year from both the high school and college ranks.
- The award is given to teams that hold an average 3.30 cumulative team GPA during the academic year on a 4.0 scale or 4.10 on a 5.0 scale.
- The Hokies finished the academic year with a cumulative team grade point average of 3.34.
- A total of 145 Division I schools were honored and Tech was one of five ACC schools to make the list, joining Florida State, Louisville, Miami (Fla.) and Pitt.

SMITH LIVED UP TO THE HYPE

- Kaity Smith was included on PrepVolleyball.com's list of Top Impact Freshmen last fall during the preseason.
- Smith had a high school teammate as well who made the list, Keyton Kinley, who is a defensive specialist for Tennessee.
- Smith was named to the PrepVolleyball.com top-five impact freshman from Week 1, after her incredible weekend in Milwaukee.

SMITH'S ROOKIE CAMPAIGN

- Kaity Smith had quite the rookie campaign as the outside hitter sits fifth all-time in Tech history for kills per set by a freshman, passing Lindsey Owens kills per set mark of 2.85 set in 2013.

#	Name	Year	K/S
1.	Lisa Pikalek	1989	3.78
2.	Taylor Parrish	2006	3.73
3.	Sarah Muñoz	2005	3.46
4.	Annie Spicer	2001	3.30
5.	Kaity Smith	2017	3.25

MILESTONES

- The Virginia Tech freshman kills section in the record book took a dent last season as outside hitters Ester Talamazzi and Kaity Smith made their mark on the top-10 list.
- The Italy and Kentucky natives passed Rachel Julian (251 kills), Katie Esbrook (263) and Cara Baarendse (280).
- Talamazzi is tied for eighth all-time with 290 kills, while Smith sits sixth with 309.

#	Name	Year	Kills
1.	Lisa Pikalek	1989	499
2.	Taylor Parrish	2006	444
3.	Jennifer Schmidt	1992	368
4.	Sarah Muñoz	2005	356
5.	Lindsey Owens	2013	311
6.	Kaity Smith	2017	309
7.	Felicia Willoughby	2007	303
8.	Annie Spicer	2001	290
	Ester Talamazzi	2017	290
10.	Cara Baarendse	2009	280

- Libero Carol Raffety finished her sophomore campaign 79 digs away from 1,000 in her career, which she got this past weekend.
- Setter Rhegan Mitchell tallied over 1,000 assists on the year in Tech's clash with FSU on Nov. 17. It marked the first time in her career that she hit the four-digit plateau. It also marks the first time since 2013 that a Hokie racked up over 1,000 assists in a season (Jordan Fish).

TEAM MATCH-BY-MATCH

Date	Opponent	sp	attack				set			serve				recept			dig	blocking			bhe	points	score	
			k	e	ta	pct	a	ta	pct	sa	se	ta	pct	re	ta	pct		bs	ba	be				total
Aug 24, 2018	vs USC Upstate	3	44	10	86	.395	41	87	.471	3	5	74	.932	4	45	.911	40	0	18	2	9.0	2	-	3-0
Aug 25, 2018	vs Presbyterian	3	43	20	112	.205	39	112	.348	7	3	74	.959	1	51	.980	49	1	12	1	7.0	2	-	3-0
Aug 25, 2018	at Charlotte	5	69	35	178	.191	67	181	.370	4	6	104	.942	7	90	.922	81	1	34	4	18.0	0	-	3-2
Aug 31, 2018	WILLIAM & MARY	3	35	9	68	.382	28	64	.438	13	6	74	.919	2	37	.946	23	0	12	0	6.0	2	-	3-0
Aug 31, 2018	CAMPBELL	3	37	10	85	.318	35	83	.422	11	8	74	.892	2	46	.957	37	0	10	0	5.0	1	-	3-0
Sep 01, 2018	ROBERT MORRIS	4	59	25	150	.227	52	142	.366	13	9	96	.906	3	70	.957	69	0	12	0	6.0	1	-	3-1
Sep 07, 2018	vs IUPUI	4	56	17	137	.285	53	134	.396	7	7	95	.926	3	65	.954	58	5	18	0	14.0	0	-	3-1
Sep 07, 2018	at Ohio	4	58	16	127	.331	52	128	.406	5	12	98	.878	4	74	.946	56	0	16	0	8.0	0	-	3-1
Sep 08, 2018	vs Samford	3	26	14	86	.140	25	91	.275	0	6	56	.893	4	61	.934	34	1	6	1	4.0	0	-	0-3
Sep 11, 2018	VCU	3	43	12	103	.301	41	104	.394	4	4	74	.946	2	53	.962	39	1	14	0	8.0	0	-	3-0
Sep 15, 2018	vs Baylor	3	39	17	107	.206	38	108	.352	3	7	62	.887	6	72	.917	40	0	2	3	1.0	1	-	0-3
Sep 16, 2018	at UTSA	4	57	20	141	.262	54	145	.372	2	6	84	.929	4	84	.952	59	1	10	5	6.0	2	-	1-3
Virginia Tech		42	566	205	1380	.262	525	1379	.381	72	79	965	.918	42	748	.944	585	10	164	16	92.0	11	-	
		42	471	231	1373	.175	441	1393	.317	42	77	826	.907	73	886	.918	528	11	114	20	68.0	8	-	

Sets played: 42
 Kills per set: 13.48
 Assists per set: 12.50

Service aces per set: 1.71
 Digs per set: 13.93
 Blocks per set: 2.19

Ball handling errors per set: 0.26
 Reception errors per set: 1.00



PROGRAM HISTORY	
First Year	1977
All-Time Record	735-646-3
Conference Champions	(1) 1972, Metro
Tournament Championships	None
NCAA Tournaments	(1) 2010
NIVC Tournaments (0) Steve Lowe Award	1982
Postseason Record	1-1
Best record	(1992) 26-11
Best in NCAAs	(2010) 1-1
Players signed pro	12 since 2006
CASELL COLISEUM	
Capacity	9,275
Opened	1962
Renovation	2017
Tech Record	372-167 (.690)
Attendance High in 2017	2,361
Winning Seasons	20
MILESTONES HUNT	
75 Aces	Carol Raffety, 59
250 Blocks	Jaila Tolbert, 248
1,000 Kills	Jaila Tolbert, 810
1,500 Digs	Carol Raffety, 1,074
3,000 Assists	Rhegan Mitchell, 2,926
100 Matches Played	Rhegan Mitchell, 89

SCOUTING No. 9 PITT

- No. 9 Pitt is coming off a win over Virginia on Wednesday, defeating the Cavaliers 3-0, and a 2-0 weekend, winning their third home tournament with wins over College of Charleston and High Point. Pitt, the preseason ACC favorite, owns an undefeated record of 12-0, making them the only undefeated school in the ACC.
- The Panthers started the season off hot despite playing elite competition. They opened up with wins over No. 15 Cal Poly, No. 13 Washington and a mutual opponent with Tech in VCU. Pitt currently has the best hitting percentage in the country (.315).
- Head Coach Dan Fisher enters his sixth year in Pittsburgh and owns an overall record of 130-45 (.743). He has led the Panthers to back-to-back second round appearances in the NCAA Tournament, and is the reigning AVCA East Coast Region Coach of the Year and ACC Coach of the Year.
- Outside hitter Kayla Lund, who has earned two ACC Player of the Week honors so far this season, leads the Panthers with a 4.14 kills per set average, ranking second in the conference. Middle hitter Layne Van Buskirk owns the third-best hitting percentage in the league with a .408 clip.

SCOUTING VIRGINIA

- After a weekend off due to the cancellation of the VCU Invite, Virginia fell to No. 9 Pitt in straight sets in Pittsburgh. Notable matches this season include a ranked opponent in then-No. 21 Iowa State, falling 3-1 at the Iowa State Challenge in Ames, Iowa.
- The Cavaliers take their 4-7 overall record with them as they travel to Blacksburg to compete in the first of two contests in the Commonwealth Clash. Virginia volleyball's last Commonwealth Cup victory dates back to Oct. 3, 2015, as the Hokies have taken five in a row from their in-state rival.
- Head Coach Aaron Smith begins his second year in Charlottesville, following a 7-24 season in his first year as the top one in command. Smith, a former assistant coach for the Cavaliers, was promoted in February 2017. He was honored with AVCA Thirty Under 30 award in 2013 as one of the country's up-and-coming coaches.
- Sophomore Sarah Billiard paces the Cavaliers with a team-best 3.89 kills per set, ranking fourth in the ACC. Sophomore Megan Wilson is fifth in the league with 9.66 assists per set.

OPPONENT MATCH-BY-MATCH

Date	Opponent	sp	attack				set			serve				recept			blocking				bhe	points	score	
			k	e	ta	pct	a	ta	pct	sa	se	ta	pct	re	ta	pct	dig	bs	ba	be				total
Aug 24, 2018	vs USC Upstate	3	26	25	99	.010	24	97	.247	4	3	48	.938	3	69	.957	28	0	4	3	2.0	0	-	3-0
Aug 25, 2018	vs Presbyterian	3	28	19	101	.089	26	107	.243	1	3	55	.945	7	71	.901	42	1	10	0	6.0	2	-	3-0
Aug 25, 2018	at Charlotte	5	49	22	164	.165	47	172	.273	7	8	98	.918	4	98	.959	63	5	22	7	16.0	0	-	3-2
Aug 31, 2018	WILLIAM & MARY	3	20	21	73	-.014	18	78	.231	2	4	41	.902	13	68	.809	21	2	0	2	2.0	0	-	3-0
Aug 31, 2018	CAMPBELL	3	27	22	92	.054	25	91	.275	2	5	51	.902	12	66	.818	33	0	6	0	3.0	0	-	3-0
Sep 01, 2018	ROBERT MORRIS	4	39	11	129	.217	36	135	.267	3	8	78	.897	13	87	.851	62	0	10	0	5.0	4	-	3-1
Sep 07, 2018	vs IUPUI	4	42	25	135	.126	40	138	.290	3	6	71	.915	7	88	.920	59	1	10	0	6.0	0	-	3-1
Sep 07, 2018	at Ohio	4	50	24	141	.184	46	137	.336	4	11	85	.871	5	86	.942	45	1	8	1	5.0	0	-	3-1
Sep 08, 2018	vs Samford	3	46	15	98	.316	43	96	.448	4	12	73	.836	0	50	1.000	40	1	10	2	6.0	0	-	0-3
Sep 11, 2018	VCU	3	36	24	102	.118	35	106	.330	2	3	56	.946	4	70	.943	40	0	14	0	7.0	0	-	3-0
Sep 15, 2018	vs Baylor	3	45	10	99	.354	42	97	.433	6	4	76	.947	3	55	.945	39	0	8	2	4.0	2	-	0-3
Sep 16, 2018	at UTSA	4	63	13	140	.357	59	139	.424	4	10	94	.894	2	78	.974	56	0	12	3	6.0	0	-	1-3
Opponent totals		42	471	231	1373	.175	441	1393	.317	42	77	826	.907	73	886	.918	528	11	114	20	68.0	8	-	
		42	566	205	1380	.262	525	1379	.381	72	79	965	.918	42	748	.944	585	10	164	16	92.0	11	-	

Sets played: 42
 Kills per set: 11.21
 Assists per set: 10.50
 Service aces per set: 1.00
 Digs per set: 12.57
 Blocks per set: 1.62

Ball handling errors per set: 0.19
 Reception errors per set: 1.74



MATCH-BY-MATCH LEADERS

Opponent	Date	Kills	% (min. 12 A)	Assists	Aces	Digs	Blocks
USC Upstate (W, 3-0)	Aug. 24	14 - Smith	.636 - Tolbert	16 - Mitchell	2 - Talamazzi	9 - (2 players)	5- (2 players)
Presbyterian (W, 3-0)	Aug. 24	13 - Smith	.480 - Smith	23 - Mitchell	3 - Cerchio	15 - Smith	4 - Cerchio
Charlotte (W, 3-2)	Aug. 25	15 - Cerchio	.300 - Tolbert	48 - Mitchell	1 - (4 players)	22 - Talamazzi	10 - Cerchio
William & Mary (W, 3-0)	Aug. 31	13 - Cerchio	.812 - Cerchio	12 - Mitchell	8 - Talamazzi	6 - Mitchell	4 - Cerchio
Campbell (W, 3-0)	Aug. 31	9 - Tolbert	.562 - Tolbert	15 - (2 players)	3 - Talamazzi	13 - Raffety	3 - Cerchio
Robert Morris (W, 3-1)	Sept. 1	17 - Smith	.429 - Cerchio	45 - Jackson	4 - McKinzie	21 - Raffety	5 - Robinson
IUPUI (W, 3-1)	Sept. 7	18 - Smith	.381 - Tolbert	38 - Mitchell	3 - (2 players)	13 - Talamazzi	9 - Cerchio
Ohio (W, 3-1)	Sept. 7	17 - Tolbert	.500 - Cerchio	42 - Mitchell	2 - Smith	14 - (2 players)	6 - Cerchio
Samford (L, 3-0)	Sept. 8	8 - Tolbert	.357 - Tolbert	19 - Mitchell	None	11 - Raffety	3 - Cerchio
VCU (W, 3-0)	Sept. 11	10 (2 players)	.625 - Tolbert	36 - Mitchell	1 (4 players)	17 - Raffety	5 - Young
No. 18/19 Baylor (L, 3-0)	Sept. 15	17 - Smith	.409 - Tolbert	28 - Mitchell	1 - (3 players)	11 - Talamazzi	1 - (2 players)

DOUBLE-DOUBLES COUNT

Who	What	When
Kaity Smith.....	13 K, 15 D.....	vs. Presbyterian (8/25)
Kaity Smith.....	14 K, 14 D.....	at Charlotte (8/25)
Marisa Cerchio.....	15 K, 10 B.....	at Charlotte (8/25)
Talyn Jackson.....	45 A, 13 D.....	vs. Robert Morris (9/1)
Kaity Smith.....	18 K, 12 D.....	vs. IUPUI (9/7)
Ester Talamazzi.....	10 K, 13 D.....	vs. IUPUI (9/7)
Ester Talamazzi.....	10 K, 10 D.....	at Ohio (9/7)
Kaity Smith.....	14 K, 14 D.....	at Ohio (9/7)

TEAM, PLAYER & OPPONENT HIGHS

Kills
Team 69 at Charlotte (8/25)
Player Kaity Smith - 18 vs. IUPUI (9/7)
Opponent 63 - UTSA (9/16)
Attack Percentage
Team .395, 44-10-86 vs. USC Upstate (8/25)
Player (min. 12 kills) Marisa Cerchio - .812, 13-0-16 vs. William & Mary (8/31)
Opponent .357, 63-13-140 - UTSA (9/16)
Assists
Team 67 at Charlotte (8/25)
Player Rhegan Mitchell - 48 at Charlotte (8/25)
Opponent 59- UTSA (9/16)
Service Aces
Team 13 (2x) last vs. Robert Morris (9/1)
Player Ester Talamazzi - 8 vs. William & Mary (8/31)
Opponent 7- Charlotte (8/25)
Digs
Team 81 at Charlotte (8/25)
Player Ester Talamazzi - 22 at Charlotte (8/25)
Opponent 63 - Charlotte (8/25)
Total Blocks
Team 18 at Charlotte (8/25)
Player Marisa Cerchio - 10 at Charlotte (8/25)
Opponent 16 - Charlotte (8/25)





Jill WILSON

- Second season at Virginia Tech
- 16th as a coach in Division I
- Produced 15 All-SEC players and '02 ACC Player of the Year
- Averaged 20-plus wins per year at LSU (10 years)

The Wilson File

PERSONAL

BORN: May 6, 1979

HOMETOWN: Richmond, Texas

FAMILY: Husband, Jared

COACHING RECORD AT VIRGINIA TECH: 19-24 (2nd year)

CAREER HEAD COACHING RECORD: 19-24 (.442)

EDUCATION

LSU - Bachelor of Science - Business Admin., 2001

JOINED TECH STAFF: Jan. 12, 2017

YEARS OF COLLEGIATE HEAD COACHING: 1

YEARS OF COLLEGIATE COACHING: 15

COACHING HISTORY

2017- Virginia Tech (Head Coach)

2013-16 LSU (Associate Head Coach)

2007-12 LSU (Assistant Coach)

2006-07 Wake Forest (Assistant Coach)

2002-04 North Carolina (Assistant Coach)

2001-02 Tennessee-Martin (Graduate Assistant)

PLAYING HISTORY

1997-00 LSU (outside hitter)

4-year letterwinner and starter

Ranked 6th in the SEC with 23 service aces senior year

Appeared in the 2000 SEC Tournament finals

POSTSEASON EXPERIENCE

LSU 2014 (First Round - Eugene, Ore.)

Defeated Oklahoma, Loss to Oregon

2013 (First Round - Seattle, Wash.)

Defeated Michigan, Loss to Washington

2010 (First Round - Norman, Okla.)

Loss to Tulsa

2009 (First Round - Baton Rouge, La.)

Defeated Tulane, Loss to Texas A&M

2008 (First Round - Los Angeles, Calif.)

Loss to UCLA

2007 (First Round - Austin, Texas)

Defeated New Mexico State, Loss to Texas

UNC 2002 (Regionals - Lincoln, Neb.)

Defeated Winthrop, South Carolina at home

Loss to Hawai'i

Jill Lytle Wilson was named the head coach of the Virginia Tech volleyball program on January 12, 2017, and enters her second year in Blacksburg.

In her first season as the head coach of the Hokies in 2017, Wilson guided Jaila Tolbert to second-team All-ACC after she owned the highest hitting percentage in the conference for non-middle blockers. Tolbert, a right-side hitter, hit more than .300 in 20 matches and earned Virginia Sports Information Directors (VaSID) all-state honors.

Wilson also was key in the development of Kaity Smith, who was named to the ACC All-Freshman Team, as well as the VaSID Freshman of the Year. Smith started the season breaking a school record, putting down 30 kills in her debut – a program first.

Picking up two wins over Virginia in her first season, Wilson contributed to a full point in the Virginia529 Commonwealth Clash. Wilson led Tech to two nonconference tournament titles her opening season, winning the Pepsi Panther Invitational and A-State Invitational. At the A-State Invitational, the Hokies took down Arkansas State and SMU, two teams that won 20-plus matches and earned a bid to the National Invitational Volleyball Championship (NIVC).

Wilson joined the Hokies after an extremely successful run on the bench at LSU where, as the recruiting coordinator, she signed five top-30 recruiting classes according to PrepVolleyball.com. She also helped lead the Tigers to six NCAA Tournament appearances and the 2009 SEC Championship, as well as 25-win seasons in 2007, 2009 and 2010. The Tigers averaged over 20 wins per season during her time on the LSU staff.

"We are excited to welcome Jill and her husband, Jared, to Virginia Tech," Virginia Tech Director of Athletics Whit Babcock said after the announcement of her hiring. "Jill served as an integral component of an LSU program that became a perennial NCAA tournament team during her tenure in the highly-competitive Southeastern Conference. We heard from some of the most respected coaches in the country about Jill's many talents, and their sentiments were very consistent that the school that recruited her away from her alma mater was going to be fortunate to have Jill lead their volleyball program."

Along with her reputation as a staunch recruiter, Wilson helped produce 15 All-SEC selections, four American Volleyball Coaches Association All-South Region First Team picks and an AVCA First Team All-American and SEC Player of the Year in middle blocker Brittnee Cooper.

No stranger to the ACC, Wilson was an assistant at North Carolina from 2002-04 before serving as the top assistant at Wake Forest in 2006. She coached two All-Americans, an ACC Player of the Year and helped lead the Tar Heels to the 2002 regular season ACC Championship and an NCAA Sweet Sixteen appearance. With the Demon Deacons, Wilson trained outside and right side hitters along with assisting in recruiting prospective student-athletes and organizing all team travel.

Wilson broke into coaching in 2001 as a graduate assistant coach at Tennessee-Martin. The Skyhawks finished the campaign with a 24-7 record and won the Ohio Valley Conference regular season championship.

A four-year starter at outside hitter at LSU from 1997-2000, Wilson ranked sixth in the SEC with 23 service aces during her senior campaign that also saw the Tigers appear in the 2000 SEC Tournament finals.

Wilson exemplified the Virginia Tech spirit of Ut Prosim while she was a student-athlete. She was the Tigers' representative on the women's at-large SEC Good Works Team in 1999-00 and she was named the LSU Student-Athlete Volunteer of the Year in 2000.

The Richmond, Texas native graduated from LSU with a B.S. in business administration with concentration in pre-law. While at UT-Martin, Wilson pursued graduate studies in health and human performance.





KAITY SMITH

Sophomore | 6-1
OH | Florence, Ky.

High School/Club Team
Randall Cooper | Lexington United

Major: Criminology

1

- Charlotte Invitational Co-MVP
- Charlotte Invitational All-Tournament Team
- Hokie Invitational All-Tournament Team
- ACC All-Freshman Team
- VaSID Freshman of the Year
- Prep Volleyball All-Freshman Honorable Mention
- 2x ACC Freshman of the Week (08/28/17, 11/13/17)

AT THE NET

- Tallied a near double-double versus UTSA (9/16), recording 15 kills and nine digs. She owns four double-doubles this fall.
- Registered her second-most kills of the season with 17, seven digs and an assist against then-No. 18 Baylor (9/15).
- Posted a season-high 18 kills on a .351 hitting percentage while racking up 12 digs and three aces against IUPUI (9/7).
- Had consecutive double-doubles against Presbyterian (13 kills, 15 digs) and Charlotte (14 kills and digs).
- Started the season with posting a career-high hitting percentage (.591) with 14 kills against USC Upstate (8/24).
- Played in 27 matches with 26 starts in 2017.
- Began the 2017 season with a bang, tallying 30 kills in her debut against Idaho State, which was the most in a Hokie debut.

SEASON HIGHS

Kills.....18 vs. IUPUI (9/7/18)
 Hitting percentage......591 vs. USC Upstate (8/24/18)
 Assists......2 at Charlotte (8/25/18)
 Aces......3 (2x)
 Digs......15 vs. Presbyterian (8/25/18)
 Blocks......2 (4x)

CAREER HIGHS

Kills......30 vs. Idaho State (8/25/17)
 Hitting percentage......591 vs. USC Upstate (8/24/18)
 Assists......2 (2x)
 Aces......3 (2x)
 Digs......15 vs. Presbyterian (8/25/18)
 Blocks......5 vs. Florida State (11/17/17)

2018 MATCH-BY-MATCH STATS

Date	Opponent	sp	k	e	ta	pc	a	sa	se	sa	pc	recept	dig	bs	ba	be	total	bhe	points	team	hlt%	score	
Aug 24, 2018	vs USC Upstate	14	1	22	591	0	1	2000	0	1	14	929	0	6	1,000	4	0	2	0	2.0	0	-.395	3-0
Aug 25, 2018	vs Presbyterian	13	1	25	480	0	3	2000	1	2	16	875	0	11	1,000	15	0	0	0	0.0	0	-.205	3-0
Aug 25, 2018	at Charlotte	14	13	38	626	2	9	2222	1	2	21	995	0	12	1,000	14	0	1	1.0	0	-.191	3-2	
Aug 31, 2018	WILLIAM & MARY	10	3	18	389	1	1	1,000	3	2	13	846	0	6	1,000	1	0	0	0.0	0	-.382	3-0	
Aug 31, 2018	CAMPBELL	8	3	20	250	1	1	1,000	2	2	13	846	1	10	900	7	0	2	2.0	0	-.318	3-0	
Sep 01, 2018	ROBERT MORRIS	17	7	42	238	1	1	1,000	2	3	9	867	0	6	1,000	8	0	2	2.0	0	-.227	3-1	
Sep 07, 2018	vs IUPUI	18	5	37	351	1	2	500	3	3	20	850	1	9	889	12	0	1	1.0	0	-.285	3-1	
Sep 07, 2018	at Ohio	14	5	27	333	0	2	2000	2	3	17	824	0	18	1,000	14	0	2	2.0	0	-.331	3-1	
Sep 08, 2018	vs Saintford	5	2	25	120	1	3	333	0	3	10	750	2	10	800	7	0	0	0.0	0	-.140	0-3	
Sep 11, 2018	VCU	7	6	25	040	0	1	2000	0	1	17	941	0	0	0	0	0	0	0.0	0	-.301	3-0	
Sep 15, 2018	vs Baylor	17	7	38	263	1	2	500	1	3	12	750	0	18	1,000	7	0	0	0.0	0	-.206	0-3	
Sep 16, 2018	at UTSA	15	8	42	167	0	2	2000	1	2	10	899	1	14	929	8	0	0	0.0	0	-.262	1-3	
Totals		152	61	359	253	8	28	286	16	27	172	843	7	130	948	102	0	11	0	11.0	0	-	

Sets played: 42
 Kills per set: 3.62
 Assists per set: 0.19
 Service aces per set: 0.38
 Digs per set: 2.43
 Blocks per set: 0.26



JAILA TOLBERT (JAY-lah)

Senior | 6-1
RS | Minneapolis, Minn.

High School/Club Team
Breck | MN Select

Major: International Business

4

- Charlotte Invitational All-Tournament Team
- Bobcat Invitational All-Tournament Team
- Charlotte Invitational All-Tournament Team
- 2017-18 All-ACC Academic Volleyball Team
- U.S. Women's Collegiate National Team - Detroit Invitee
- All-ACC Second Team
- 2017-18 SAAC Division I ACC representative

AT THE NET

- Tallied her second-most kills of the season with 16, three digs and one block against UTSA (9/16).
- Posted 12 kills on a .409 clip versus No. 19 Baylor (9/15).
- Hit her second-highest mark of the season, tallying a clip of .625 with 10 kills and four blocks versus VCU (9/11).
- Recorded a season-high 17 kills on a .467 hitting percentage and had four blocks against Ohio (9/7).
- Had two season highs with four digs and six blocks, while putting down 14 kills versus Charlotte (8/25).
- Played in all 31 matches with 26 starts in 2017.
- Led the ACC in hitting percentage among non-middle blockers, was seventh among all positions with a .331 clip.

SEASON HIGHS

Kills......17 at Ohio (9/7/18)
 Hitting percentage......636 vs. USC Upstate (8/24/18)
 Assists......1 vs. Robert Morris (9/1/18)
 Aces.....
 Digs......4 at Charlotte (8/25/18)
 Blocks......6 at Charlotte (8/25/18)

CAREER HIGHS

Kills......22 at NC State (10/15/17)
 Hitting percentage......733 vs. Pitt (9/28/16)
 Assists......2 (2x)
 Aces......2 vs. South Dakota State (8/25/17)
 Digs......6 (2x)
 Blocks......7 vs. Appalachian State (8/26/16)

2018 MATCH-BY-MATCH STATS

Date	Opponent	sp	k	e	ta	pc	a	sa	se	sa	pc	recept	dig	bs	ba	be	total	bhe	points	team	hlt%	score
Aug 24, 2018	vs USC Upstate	7	0	11	538	0	0	2000	0	0	0	0	0	0	0	0	0	0	0.000	0	-.356	3-0
Aug 25, 2018	vs Presbyterian	8	6	18	111	0	2	2000	0	0	0	0	0	0	0	0	0	0	0.000	1	-.205	3-0
Aug 25, 2018	at Charlotte	14	5	30	300	0	0	2000	0	0	0	0	0	0	0	0	0	0	0.000	4	-.191	3-2
Aug 31, 2018	WILLIAM & MARY	3	3	11	000	0	0	0	0	0	0	0	0	0	0	0	0	0	0.000	0	-.382	3-0
Aug 31, 2018	CAMPBELL	9	0	16	562	0	1	1,000	0	0	0	0	0	0	0	0	0	0	0.000	0	-.318	3-0
Sep 01, 2018	ROBERT MORRIS	12	8	29	138	1	1	1,000	0	0	0	0	0	0	0	0	0	0	0.000	0	-.227	3-1
Sep 07, 2018	vs IUPUI	12	4	21	381	0	1	1,000	0	0	0	0	0	0	0	0	0	0	0.000	0	-.285	3-1
Sep 07, 2018	at Ohio	17	3	30	467	0	1	1,000	0	0	0	0	0	0	0	0	0	0	0.000	1	-.331	3-1
Sep 08, 2018	vs Saintford	8	3	14	257	0	2	2000	0	0	0	0	0	0	0	0	0	0	0.000	2	-.140	0-3
Sep 11, 2018	VCU	10	0	16	625	0	0	0	0	0	0	0	0	0	0	0	0	0	0.000	2	-.301	3-0
Sep 15, 2018	vs Baylor	12	3	22	409	0	1	2000	0	0	0	0	0	0	0	0	0	0	0.000	1	-.206	0-3
Sep 16, 2018	at UTSA	16	4	35	333	0	1	1,000	0	0	0	0	0	0	0	0	0	0	0.000	3	-.262	1-3
Totals		128	39	254	350	1	10	1000	0	0	0	0	0	2	1,000	24	1	33	0	34.0	0	-

Sets played: 42
 Kills per set: 3.05
 Assists per set: 0.02
 Digs per set: 0.57
 Blocks per set: 0.81



CAROL RAFFETY

Junior | 5-11
L/DS | Novato, Calif.

High School/Club Team
Marin Catholic | Absolute

Major: Criminology

5

Hokie Invitational All-Tournament Team

AT THE NET

- Has had a knack as of late for distributing, owning three or more assists her last five matches at the libero position.
Recorded five assists and 20 digs against UTSA (9/16), marking her third match this season of 20 or more digs.
Tallied 17 digs, four assists and an ace versus VCU (9/11).
Recorded 13 digs, including her 1,000th career dig in the third set to become the 18th Hokie to ever accomplish the feat, and three assists versus IUPUI (9/7).
Collected a season-high 21 digs and dished out two assists against Robert Morris (9/1).
Scooped up 20 digs, and recorded four assists and an ace versus Charlotte (8/25).
Dished out seven assists and tallied five digs in the season opener against USC Upstate (8/24).
Played in all 31 matches in 2017.
Had a career night against Milwaukee, tallying 14 digs and set two career highs - assists (7) and service aces (4).
Scooped up 10-plus digs in 18 straight matches.
Broke the freshman digs record with 481 in 2016, a mark that had been held by Amanda Cloyd since 2004.

SEASON HIGHS

Kills.....1 vs. IUPUI (9/7/18)
Hitting percentage.....333 vs. IUPUI (9/7/18)
Assists.....7 vs. USC Upstate (8/25/18)
Aces.....2 vs. Presbyterian (8/25/18)
Digs21 vs. Robert Morris (9/1/18)
Blocks.....


CAREER HIGHS

Kills.....9 at Florida State (10/14/16)
Hitting percentage.....1.00 at No. 19 Florida State (9/24/17)
Assists.....7 (2x)
Aces4 at Milwaukee (8/26/17)
Digs28 vs. Appalachian State (8/26/16)
Blocks.....1 at Florida State (10/14/16)

2018 MATCH-BY-MATCH STATS

Table with columns: Date, Opponent, sp, k, e, ta, pct, a, sa, ts, pct, re, se, ts, pct, dig, bs, ba, be, total, bhe, points, hntf, score. Rows include matches against USC Upstate, Presbyterian, William & Mary, Campbell, Robert Morris, IUPUI, Ohio, Samford, VCU, Baylor, and UTSA.

Sets played: 42
Service aces per set: 0.17
Kills per set: 0.02
Digs per set: 3.64
Assists per set: 1.19



ANGEL ROBINSON

Freshman | 6-0
MB | Norman, Okla.

High School/Club Team
Norman North | Peak

Major: University Studies

6

AT THE NET

- Tied her career high in kills with three along with one block against UTSA (9/16).
Played in two set against Samford (9/8).
Recorded her best match to date, posting three kills and five blocks, both career highs, versus Robert Morris (9/1).
Tallied her first-ever ace against William & Mary (8/31).
Put down the first kill of her career versus Presbyterian (8/25).
Debut came against USC Upstate (8/24) in the season opener, tallying a block.
Four-year letterwinner coached by Stephanie Kane at North Norman.
Guided North Norman to the OSSAA 6A State Championship matches two years in a row, finishing runner-up in 2016 and 2017.
Also led the Timberwolves to an unblemished record in conference play and a 31-4 overall record in 2017.
2017 OSSAA All-State Big West selection.
2017 OSSAA All-State Tournament Team selection.
Team captain in 2017.
Earned the most driven athlete award.
Tabbed most improved player her ninth-grade season.

SEASON/CAREER HIGHS

Kills3 (2x)
Hitting percentage.....500 vs. Presbyterian (8/25/18)
Assists.....
Aces.....1 vs. William & Mary (8/31/18)
Digs
Blocks5 vs. Robert Morris (9/1/18)

2018 MATCH-BY-MATCH STATS

Table with columns: Date, Opponent, sp, k, e, ta, pct, a, sa, ts, pct, re, se, ts, pct, dig, bs, ba, be, total, bhe, points, hntf, score. Rows include matches against USC Upstate, Presbyterian, William & Mary, Robert Morris, Samford, and UTSA.

Sets played: 13
Service aces per set: 0.08
Kills per set: 0.54
Blocks per set: 0.54





TESSA WYNER

Freshman | 5-11
OH | Charleston, W.Va.

High School/Club Team
George Washington | River Cities Thunder

Masters: Biology

7

AT THE NET

- Set a career-high two digs versus UTSA (9/16).
- Scooped up a dig against Baylor (9/15).
- Played in a set against Samford (9/8), getting an attack.
- Appeared in a set against William & Mary.
- Debut came versus Presbyterian (8/25), posting an assist.
- Four-year varsity letterwinner coached by Missy Smith at George Washington.
- Three-time West Virginia Gatorade Player of the Year.
- Two-time West Virginia Sports Writers Association Player of the Year.
- Mountain State Athletic Conference Player of the Year.
- Four-time first-team All-State selection.
- Led George Washington to a WVSSAC state championship.
- MaxPreps Underclassmen All-American.
- PrepVolleyball All-American.
- Guided her club team to winning USA 18 Nationals, the first time a team from West Virginia had ever done so.
- Captain.

SEASON/CAREER HIGHS

Kills
Hitting percentage.....1 vs. Presbyterian (8/25/18)
Assists.....
Aces.....
Digs.....2 at UTSA (9/16/18)
Blocks.....

2018 MATCH-BY-MATCH STATS

Date	Opponent	attack				set				serve				recept				blocking				bhe	points	team	ratio	score													
		sp	k	e	ta	a	ta	pc	pt	sa	se	ta	pc	re	ta	pc	pt	bs	ba	bs	total																		
Aug 25, 2018	vs Presbyterian	1	0	1	2	-500	1	1	1,000	0	0	0	0,000	1	2	500	0	0	0	0,0	0	0	0	0,0	0	0	0	0,0	0	0	0	0,0	0	0	0	0,0	205	3-0	
Aug 31, 2018	WILLIAM & MARY	1	0	0	0	0,000	0	0	0,000	0	0	0	0,000	0	0	0	0,000	0	0	0	0,0	0	0	0	0,0	0	0	0	0,0	0	0	0	0,0	0	0	0	0,0	382	3-0
Sep 08, 2018	vs Samford	1	0	0	1	2,000	0	0	0,000	0	0	1	1,000	0	0	0	0,000	0	0	0	0,0	0	0	0	0,0	0	0	0	0,0	0	0	0	0,0	0	0	0	0,0	140	0-3
Sep 15, 2018	vs Baylor	1	0	1	2	-500	0	0	0,000	0	0	0	0,000	1	1	1,000	1	0	0	0,0	0	0	0	0,0	0	0	0	0,0	0	0	0	0,0	0	0	0	0,0	206	0-3	
Sep 16, 2018	at UTSA	1	0	0	1	0,000	0	2	0,000	0	0	2	1,000	0	0	0	0,000	2	0	0	0,0	0	0	0	0,0	0	0	0	0,0	0	0	0	0,0	0	0	0	0,0	262	1-3

Sets played: 5
Kills per set: 0.00
Assists per set: 0.20
Digs per set: 0.60



RHEGAN MITCHELL (like Ronald Reagan)

r-Senior | 5-8
S | Peachtree City, Ga.

High School/Club Team
McIntosh | Tsunami

Major: Human Nutrition, Exercise
(like Ronald Reagan)

9

**2017-18 ACC All-Academic Honor Roll
Pepsi Panther Invitational MVP
Pepsi Panther Invitational All-Tournament Team
A-State Invitational All-Tournament Team**

AT THE NET

- Registered 43 assists, seven digs and her second-most blocks of the season with three versus UTSA (9/16).
- Posted 28 assists and five digs against Baylor (9/15).
- Turned in 36 assists, five digs, an ace and tied a season-high four kills versus VCU (9/11).
- Had a near double-double against Ohio (9/7), recording 42 assists, nine digs and two kills and blocks.
- Dished out 48 assists and collected nine digs, five blocks and four kills against Charlotte (8/25).
- Played in all 31 matches with 29 starts in 2017.
- Set a career-high 65 assists in the opener against Idaho State, mark finished tied-15th nationally for most assists in a match.
- Was one of only six players in the ACC to own more than 1,000 assists on the year, the first Hokie since 2013 to do so.
- Racked up a team-high eight double-doubles last fall.

SEASON HIGHS

Kills4 (2x)
Hitting percentage.....800 vs. VCU (9/11/18)
Assists.....48 at Charlotte (8/25/18)
Aces2 vs. Campbell (8/31/18)
Digs.....9 at Charlotte (8/25/18)
Blocks.....5 at Charlotte (8/25/18)

CAREER HIGHS

Kills6 vs. Miami (11/19/17)
Hitting percentage.....1.00 vs. Idaho State (8/25/17)
Assists.....65 vs. Idaho State (8/25/17)
Aces.....2 (2x)
Digs.....15 vs. Clemson (10/16/15)
Blocks.....5 (2x)

2018 MATCH-BY-MATCH STATS

Date	Opponent	attack				set				serve				recept				blocking				bhe	points	team	ratio	score				
		sp	k	e	ta	a	ta	pc	pt	sa	se	ta	pc	re	ta	pc	pt	bs	ba	bs	total									
Aug 24, 2018	vs USC Upstate	1	0	0	3	-333	14	37	378	0	0	14	1,000	0	0	0,000	0	0	0	0,0	0	0	0	0,0	2	0	0	0,0	295	3-0
Aug 25, 2018	vs Presbyterian	1	0	0	0	0,000	23	59	462	0	0	15	1,000	0	0	0,000	6	1	0	0,0	0	0	0	0,0	1	0	0	0,0	205	3-0
Aug 25, 2018	at Charlotte	1	0	8	500	48	129	372	0	1	13	923	0	0	0,000	9	0	5	5,0	0	0	0	0,0	0	0	0	0,0	191	3-2	
Aug 31, 2018	WILLIAM & MARY	1	0	0	0	0,000	12	31	387	1	0	8	1,000	0	0	0,000	6	0	0	0,0	0	0	0	0,0	1	0	0	0,0	382	3-0
Aug 31, 2018	CAMPBELL	1	0	0	0	0,000	15	41	366	2	0	13	1,000	0	0	0,000	1	0	0	0,0	0	0	0	0,0	0	0	0	0,0	218	3-0
Sep 07, 2018	vs IUPUI	1	0	0	0	0,000	38	89	427	0	1	19	947	0	1	1,000	7	0	0	0,0	0	0	0	0,0	0	0	0	0,0	285	3-1
Sep 07, 2018	at Ohio	1	2	6	333	42	91	462	1	0	18	1,000	0	0	0,000	9	0	2	2,0	0	0	0	0,0	0	0	0	0,0	331	3-1	
Sep 08, 2018	vs Samford	1	0	1	0	0,000	19	62	366	0	2	13	946	0	1	1,000	6	0	1	1,0	0	0	0	0,0	0	0	0	0,0	140	0-3
Sep 11, 2018	VCU	1	0	5	800	35	89	404	1	0	8	1,000	0	0	0,000	5	0	0	0,0	0	0	0	0,0	0	0	0	0,0	301	3-0	
Sep 15, 2018	vs Baylor	1	0	1	5	-200	28	76	368	0	1	10	900	0	1	1,000	5	0	1	1,0	1	0	0	0,0	0	0	0	0,0	206	0-3
Sep 16, 2018	at UTSA	1	0	2	1	5	353	43	115	374	0	0	20	1,000	0	0	0,000	7	1	2	0	3,0	1	0	0,0	262	1-3			
		38	14	2	35	343	318	810	393	5	5	151	957	0	3	1,000	72	1	11	2	12,0	6	0	0,0	0	0	0	0,0	262	1-3

Sets played: 38
Kills per set: 0.37
Assists per set: 6.37
Digs per set: 1.89
Blocks per set: 0.32





KYLIE THOMAS

Sophomore | 5-7
L/DS | Sterling, Va.

High School/Club Team
Dulles | Potomac Falls

Major: National Security, Foreign Affairs

10

2017-18 ACC Academic Honor Roll

AT THE NET

- Posted her second-most assists of the season with three and had seven digs versus UTSA (9/16).
- Turned in four digs versus VCU (9/11).
- Recorded six digs against Ohio (9/7).
- Had seven digs and a career-high three aces vs. IUPUI (9/7).
- Scooped up a season-high 10 digs, the second-most of her career, and recorded two assists and an ace against Robert Morris (9/31).
- Scooped up nine digs and recorded an ace and assist against Charlotte (8/25).
- Posted eight digs and a career-high four assists in the season opener versus USC Upstate (8/24).
- Played in 20 matches, drawing one start in 2017.
- Debut at the college level came against Ole Miss, where she tallied a service ace and one dig.
- Followed it up with her best match of the season, posting a career-high 13 digs and two assists versus Arkansas State.
- Four-year letterwinner at Potomac Falls HS.
- Three-time all-state.

SEASON HIGHS

Kills
 Hitting percentage.....
 Assists.....4 vs. USC Upstate (8/24/18)
 Aces3 vs. IUPUI (9/17/18)
 Digs.....10 vs. Robert Morris (9/1/18)
 Blocks.....

CAREER HIGHS

Kills
 Hitting percentage.....
 Assists.....4 vs. USC Upstate (8/24/18)
 Aces3 vs. IUPUI (9/17/18)
 Digs.....13 at Arkansas State (9/1/17)
 Blocks.....

2018 MATCH-BY-MATCH STATS

Date	Opponent	sp	k	e	ta	ptcl	a	ta	ptcl	sa	se	ta	ptcl	re	ta	ptcl	dis	bs	ba	bb	total	bhe	points	team		
Aug 24, 2018	vs USC Upstate	3	0	0	0	.000	4	7	.571	1	1	8	.875	0	10	1.000	8	0	0	0	0	0	0	0	-395	3-0
Aug 25, 2018	vs Presbyterian	3	0	0	0	.000	1	6	.167	1	0	8	1.000	0	10	1.000	6	0	0	0	0	0	0	0	-205	3-0
Aug 25, 2018	at Charlotte	5	0	0	0	.000	1	4	.250	1	0	27	1.000	1	17	.941	6	0	0	0	0	0	0	0	-181	3-2
Aug 31, 2018	WILLIAM & MARY	3	0	0	0	.000	1	6	.200	0	1	6	.833	1	7	.857	3	0	0	0	0	0	0	0	-382	3-0
Aug 31, 2018	CAMPBELL	3	0	0	0	.000	1	1	.000	1	0	13	1.000	0	8	1.000	4	0	0	0	0	0	0	0	-318	3-0
Sep 01, 2018	ROBERT MORRIS	4	0	0	0	.000	2	4	.500	1	1	12	.917	0	5	1.000	10	0	0	0	0	0	0	0	-227	3-1
Sep 07, 2018	vs IUPUI	4	0	0	0	.000	0	2	.000	3	1	18	.944	0	3	1.000	7	0	0	0	0	0	0	0	-285	3-1
Sep 07, 2018	at Ohio	4	0	0	0	.000	0	3	.000	0	2	17	.882	1	10	.900	6	0	0	0	0	0	0	0	-331	3-1
Sep 08, 2018	vs Samford	3	0	0	0	.000	0	0	.000	0	9	10.000	0	14	1.000	0	12	1.000	4	0	0	0	0	0	-140	0-3
Sep 11, 2018	VCU	3	0	0	0	.000	0	1	.000	0	1	12	.917	0	12	1.000	4	0	0	0	0	0	0	0	-301	3-0
Sep 15, 2018	vs Baylor	3	0	0	0	.000	0	1	.000	0	0	11	1.000	0	0	0	0	0	0	0	0	0	0	0	-206	0-3
Sep 16, 2018	at UTSA	4	0	0	0	.000	3	4	.750	0	1	15	.933	1	11	.909	7	0	0	0	0	0	1	0	-262	1-3
Totals		42	0	0	0	.000	12	38	.316	6	8	156	.949	4	107	.953	69	0	0	0	0	0	1	0	-	

Sets played: 42
Assists per set: 0.29

Service aces per set: 0.19
Digs per set: 1.54



SARAH JANE LYNCH

Freshman | 6-2
S | Roswell, Ga.

High School/Club Team
Mount Pisgah Christian | A5

Major: General Engineering

11

AT THE NET

- Played in her first collegiate match against UTSA (9/16).
- Three-year letterwinner coached by Leah Longoria at Mount Pisgah Christian.
- Named to the Class of 2018 Senior Aces Top 150.
- First team GHSA All-State in 2016.
- Honorable mention GHSA All-State in 2014.
- Two-time All-Area selection.
- Team MVP in 2016 and 2014.
- Guided A5 to the 2016 USA Volleyball National Championship crown in 16-U Open Division, while being named to the all-tournament team.
- Tabbed AAU All-American in 2016 after leading A5 to the AAU National Championship in 2016.
- Broke two program records in kills (310) and hitting percentage (.310) as a freshman.
- Named to PrepVolleyball.com Frosh59 list.
- Three-year member of the National Honor Society.
- Georgia Certificate of Merit Scholar.
- President of Mount Pisgah Chapter of the Tri-M Music Honor Society.
- Mount Pisgah Honors Scholarship Program Recipient.

SEASON/CAREER HIGHS

Kills
 Hitting percentage.....
 Assists.....
 Aces.....
 Digs.....
 Blocks.....

2018 MATCH-BY-MATCH STATS

Date	Opponent	sp	k	e	ta	ptcl	a	ta	ptcl	sa	se	ta	ptcl	re	ta	ptcl	dis	bs	ba	bb	total	bhe	points	team		
Sep 16, 2018	at UTSA	4	0	0	0	.000	0	0	.000	0	0	1	1.000	0	0	.000	0	0	0	0	0	0	0	0	-262	1-3

Sets played: 1





PEYTON YELICH

Freshman | 6-3
MB | Crown Point, Ind.

High School/Club Team
Crown Point| Ignite Elite

Major: University Studies

13

AT THE NET

- Saw her first in-game action of the season against UTSA (9/16), tallying two kills and a hitting percentage of .500.
- Four-year letterwinner coached by Allison Duncan at Crown Point.
- IHSAA All-State selection.
- Two-time all-conference pick.
- Two-time All-Area honoree.
- Led Crown Point to two perfect seasons in conference play, garnering two conference titles and two sectional and regional crowns.
- Guided Crown Point to the IHSAA State Championship match.
- Three-time Indiana All-Star Team member.
- IHSAA North vs. South MVP.
- Three-time Blocker of the Year.
- 2016 AVCA Phenom List honoree.
- Led Ignite Elite to a third-place finish at the 18U Open Divisions in Gold.
- PrepVolleyball.com's Preseason High School All-American Watch List.
- Under Armour All-American Watch List.
- Team captain in 2017.

SEASON/CAREER HIGHS

Kills2 at UTSA (9/16/18)
 Hitting percentage......500 at UTSA (9/16/18)
 Assists.....
 Aces.....
 Digs.....
 Blocks.....

2018 MATCH-BY-MATCH STATS

Date	Opponent	se	k	a	ta	ptc	a	ta	ptc	sa	se	ta	ptc	re	ta	ptc	dig	bl	ta	be	total	bhe	points	high	score
Sep 16, 2018	at UTSA	2	0	4	.500	0	0	.000	0	0	0	.000	0	0	.000	0	0	0	0	0	1	0.0	0	2	1-3

Sets played: 1
Kills per set: 2.00
Blocks per set: 0.00



ESTER TALAMAZZI (Tal-uh-MAHT-zee)

Sophomore | 6-0
OH | Campo Ligure, Genoa, Italy

High School/Club Team
Liceo Scientifico A. Antonelli | Volleyro'

Major: Business

14

2017-18 All-ACC Academic Volleyball Team 2017-18 ACC Academic Honor Roll ACC Freshman of the Week (9/4/17)

AT THE NET

- Near double-double with nine kills and 10 digs vs. UTSA (9/16).
- Posted seven kills, three assists and 11 digs against then-No. 18 Baylor (9/15).
- Recorded her second double-double of the season, posting 10 kills and digs, two assists and an ace against Ohio (9/7).
- Put down 10 kills, scooped up 13 digs and tied a career-high four blocks versus IUPUI (9/7), her first 2018 double-double.
- Had a season-high 15 kills and seven digs against Robert Morris (9/1).
- Set a career-high eight aces, tied for the second-most in school history, while recording a season-best hitting percentage of .308 with five kills versus William & Mary (8/31).
- Scooped up a career-high 22 digs and put down nine kills in a near double-double effort in Tech's clash with Charlotte (8/25).
- Played in all 31 matches, drawing 26 starts in 2017.
- Tied with Annie Spicer for 8th all-time (290) in freshman kills.

SEASON HIGHS

Kills.....15 vs. Robert Morris (9/1/18)
 Hitting percentage.....308 vs. William & Mary (8/31/18)
 Assists.....2 vs. Campbell (8/31/18)
 Aces.....8 vs. William & Mary (8/31/18)
 Digs.....22 at Charlotte (8/25/18)
 Blocks.....4 vs. IUPUI (9/7/18)

CAREER HIGHS

Kills17 vs. Notre Dame (10/8/17)
 Hitting percentage.....462 vs. South Dakota State (8/25/17)
 Assists3 at Boston College (10/29/17)
 Aces.....8 vs. William & Mary (8/31/18)
 Digs22 at Charlotte (8/25/18)
 Blocks.....4 (3x)

2018 MATCH-BY-MATCH STATS

Date	Opponent	se	k	a	ta	ptc	a	ta	ptc	sa	se	ta	ptc	re	ta	ptc	dig	bl	ta	be	total	bhe	points	high	score
Aug 24, 2018	vs USC Upstate	*3	7	4	19	.358	0	0	.000	2	1	14	.071	1	15	.338	5	0	1	0	1.0	0	-	355	3-0
Aug 25, 2018	vs Presbyterian	*3	8	4	27	.296	0	2	.000	0	0	7	1.000	0	17	1.000	13	0	2	0	2.0	0	-	205	3-0
Aug 25, 2018	at Charlotte	*3	9	7	32	.281	0	3	.000	0	0	12	1.000	2	21	.524	22	0	3	2	3.0	0	-	191	3-2
Aug 31, 2018	WILLIAM & MARY	*3	5	1	13	.385	0	1	.000	8	1	29	.069	1	9	.889	6	0	0	0	0.0	0	-	382	3-0
Aug 31, 2018	CAMPBELL	*3	6	5	19	.316	2	4	.500	3	0	13	1.000	1	16	.338	6	0	1	0	1.0	0	-	318	3-0
Sep 01, 2018	ROBERT MORRIS	*4	15	4	42	.357	1	4	.250	2	3	15	.800	0	7	1.000	7	0	0	0	0.0	0	-	227	3-1
Sep 07, 2018	vs IUPUI	*4	10	2	37	.271	1	3	.333	0	2	7	.714	0	11	1.000	13	0	4	0	4.0	0	-	285	3-1
Sep 07, 2018	at Ohio	*4	10	4	31	.323	2	5	.400	1	3	21	.857	1	19	.947	10	0	0	0	0.0	0	-	331	3-1
Sep 08, 2018	vs Samford	*3	6	4	21	.286	1	2	.500	0	0	8	1.000	1	20	.556	2	0	1	0	1.0	0	-	140	0-3
Sep 11, 2018	VCU	*3	10	6	31	.323	1	4	.250	0	1	10	.909	0	13	1.000	7	0	3	0	3.0	0	-	301	3-0
Sep 15, 2018	vs Baylor	*3	7	5	28	.250	3	6	.500	1	1	10	.909	3	23	.870	11	0	0	0	0.0	0	-	206	0-3
Sep 16, 2018	at UTSA	*3	2	0	24	.083	2	5	.400	0	2	15	.857	1	25	.971	10	0	2	2	2.0	0	-	262	1-3
Totals		43	102	46	324	.307	13	39	.333	17	14	161	.914	11	207	.941	119	0	17	4	17.0	0	-	262	1-3

Sets played: 42
Kills per set: 2.43
Digs per set: 2.76
Assists per set: 0.31
Service aces per set: 0.40
Blocks per set: 0.40



JENNIFER WILLIAMS

Freshman | 6-1
OH | Staunton, Va.

High School/Club Team
Robert E. Lee | Richmond

Major: University Studies

16

AT THE NET

- Has yet to see action.
- Four-year letterwinner.
- Coached by mom, Jan Williams, at Robert E. Lee.
- First-team All-State.
- Led Robert E. Lee to the VHSL state championship.
- Regional Player of the Year.
- First-team All-Region.
- First-team All-Conference.
- First-team All-District.
- All-City/County Player of the Year.
- Conference Player of the Year.
- Racked up more than 1,000 kills in prep career.
- Finished third all-time in VHSL record book for most career blocks.
- Captain.
- Also played tennis.
- Four-year letterwinner and captain.

SEASON/CAREER HIGHS

Kills
 Hitting percentage.....
 Assists.....
 Aces.....
 Digs
 Blocks.....



MARISA CERCHIO (Sir-ko)

Sophomore | 6-3
MB/OH | Cincinnati, Ohio

High School/Club Team
Turpin | NKYVC

Major: Marketing Management

19

Hokie Invitational MVP

Hokie Invitational All-Tournament Team

Bobcat Invitational All-Tournament Team

2017-18 ACC Academic Honor Roll

AT THE NET

- Notched 10 kills and four blocks against UTSA (9/16).
- Had three kills and a block versus then-No. 18 Baylor (9/15).
- Hit over .400 for the fifth time this season, tallying a clip of .421 with eight kills, two blocks and an ace versus VCU (9/11).
- Swatted the second-most attacks of her career versus IUPUI (9/7), tallying nine blocks and eight kills.
- Hit over .400 in all three matches at the Hokie Invitational, earning her MVP honors.
- Hit a season-best .831, the third-best mark in school history, with 13 kills and four blocks against William & Mary (8/31).
- Led the ACC after opening weekend in blocks per set (1.73).
- Played her best match as a Hokie versus Charlotte (8/25), setting two career highs – 15 kills, 10 blocks.
- Played in 27 matches, drawing nine starts in 2017.
- Had seven kills and two blocks in her debut against Idaho St.
- Won a USAV National Championship with NKYVC.

SEASON HIGHS

Kills15 at Charlotte (8/25/18)
 Hitting percentage......831 vs. William & Mary (8/31/18)
 Assists1 at Charlotte (8/25/18)
 Aces.....3 vs. Presbyterian (8/25/18)
 Digs.....4 vs. Robert Morris (9/1/18)
 Blocks10 at Charlotte (8/25/18)

CAREER HIGHS

Kills15 at Charlotte (8/25/18)
 Hitting percentage.....1.00 vs. Wake Forest (10/20/17)
 Assists1 (2x)
 Aces.....3 vs. Presbyterian (8/25/18)
 Digs.....6 vs. Notre Dame (10/8/17)
 Blocks10 at Charlotte (8/25/18)

2018 MATCH-BY-MATCH STATS

Date	Opponent	sp	k	a	ta	per	a	ta	per	sa	se	ta	per	re	ta	per	bl	ta	bl	pts	team	rank	score		
Aug 24, 2018	vs USC Upstate	*3	5	3	12	.167	0	1	.000	0	1	11	.909	0	1	1.000	0	5	0	5.0	0	-	395	3-0	
Aug 25, 2018	vs Presbyterian	*3	7	3	19	.211	0	0	.000	3	0	10	1.000	0	0	.000	0	1	3	4.0	0	-	205	3-0	
Aug 25, 2018	at Charlotte	*3	15	5	41	.244	1	2	.500	1	2	7	.714	0	1	1.000	1	1	9	10.0	0	-	191	3-2	
Aug 31, 2018	WILLIAM & MARY	*3	13	0	16	.812	0	0	.000	0	0	5	1.000	0	0	.000	0	0	4	4.0	0	-	382	3-0	
Aug 31, 2018	CAMPBELL	*3	7	1	15	.400	0	0	.000	2	4	11	.636	0	0	.000	2	0	3	3.0	0	-	318	3-0	
Sep 01, 2018	ROBERT MORRIS	*4	7	1	14	.429	0	0	.000	2	2	20	.900	0	0	.000	4	0	1	1.0	0	-	227	3-1	
Sep 07, 2018	vs IUPUI	*4	8	4	22	.182	0	0	.000	0	0	5	1.000	0	0	.000	1	5	4	9.0	0	-	285	3-1	
Sep 07, 2018	at Ohio	*4	12	2	21	.476	0	0	.000	0	1	3	.667	0	0	.000	0	6	6	6.0	0	-	331	3-1	
Sep 08, 2018	vs Samford	*3	6	2	17	.235	0	1	.000	0	1	5	.800	1	1	1.000	0	1	2	0	3.0	0	-	140	0-3
Sep 11, 2018	VCU	*3	8	0	19	.421	0	0	.000	1	1	8	.875	0	0	.000	0	2	0	2.0	0	-	301	3-0	
Sep 15, 2018	vs Baylor	*3	3	0	11	.273	0	0	.000	0	0	0	.000	0	0	.000	0	1	0	1.0	0	-	206	0-3	
Sep 15, 2018	at UTSA	*4	10	2	19	.421	0	1	.000	1	1	9	.889	0	0	.000	1	0	4	4.0	0	-	262	1-3	
Totals			42	10	23	.228	3/4	1	5	2/0	10	13	.94	.962	1	3	.661	9	8	44	1	52.0	0	-	

Sets played: 42
 Kills per set: 2.40
 Assists per set: 0.02
 Service aces per set: 0.24
 Digs per set: 0.21
 Blocks per set: 1.24





ABBY MCKINZIE

Junior | 5-9
L/DS | East Leroy, Mich.

High School/Club Team
St. Philip Catholic Central | Dead Frog

Major: Communications

20

2017-18 ACC Academic Honor Roll

AT THE NET

- Registered four digs against then-No. 18 Baylor (9/15).
Had an ace versus VCU (9/11).
Scooped up a dig against Samford (9/8).
Had a service ace and an assist versus IUPUI (9/7).
Tallied a career-high four aces and a season-high four digs against Robert Morris (9/1).
Turned in one dig a match at the Charlotte Invitational.
Played in all 29 matches, drawing two starts in 2017.
Tied a career-high 11 digs and posted an assist versus Idaho State.
Tallied five digs in the win over Milwaukee.
Posted exactly nine digs in back-to-back matches against Ole Miss and Arkansas State.
Recorded her first service ace of the year versus Ole Miss.
Turned in six digs in Tech's win over Toledo.
Registered a career-high two aces and six digs against ETSU.
Had eight digs in match against Florida State.
Posted two service aces and four digs against Notre Dame.

SEASON HIGHS

Kills
Hitting percentage.....
Assists..... 1 vs. IUPUI (9/7/18)
Aces..... 4 vs. Robert Morris (9/1/18)
Digs 4 (2x)
Blocks.....

CAREER HIGHS

Kills..... 1 vs. Temple (9/2/16)
Hitting percentage..... 1.00 at Temple (9/2/16)
Assists..... 2 (3x)
Aces..... 4 vs. Robert Morris (9/1/18)
Digs..... 11 (2x)
Blocks.....

2018 MATCH-BY-MATCH STATS

Table with columns: Date, Opponent, sp, k, e, ta, pct, a, sa, se, ts, pct, re, ts, pct, dig, bs, ba, be, total, bhe, points, team h%t, score

Sets played: 27
Assists per set: 0.04

Service aces per set: 0.22
Digs per set: 0.48



MELODY CALOYANNIDES (Cal-oh-yahn-EE-dis)

Junioe | 6-0
OH | Reston, Va.

High School/Club Team
South Lakes | Dulles

Major: General Engineering

21

AT THE NET

- Will miss season due to injury.
Played in eight matches in 2018.
Logged four kills against Georgia Tech, a new career high, as well as a season-high two digs.
Followed that performance with another four kills against Clemson, while setting a new career high in digs with 11 and blocks with two.
Scooped up a dig against Radford in the home opener.
Appeared in eight matches with one start in 2016.
Had two kills, two blocks and a dig in her first collegiate match against Ohio (9/16).
Tallied two blocks at Duke (10/9).
Posted three digs and a block at Pitt (11/23).
2014 All-6A North Region honorable mention.
Three-time all-conference selection at South Lakes HS.

SEASON HIGHS

Kills
Hitting percentage.....
Assists.....
Aces.....
Digs
Blocks.....

CAREER HIGHS

Kills 4 (2x)
Hitting percentage..... 1.00 vs. NC State (10/30/16)
Assists..... 1 (3x)
Aces.....
Digs..... 11 vs. Clemson (11/5/17)
Blocks..... 2 (3x)

2017 MATCH-BY-MATCH STATS

Table with columns: Date, Opponent, sp, k, e, ta, pct, a, sa, se, ts, pct, re, ts, pct, dig, bs, ba, be, total, bhe, points, team h%t, score

Sets played: 15
Kills per set: 0.53
Assists per set: 0.20

Digs per set: 1.47
Blocks per set: 0.13





KAI YOUNG

Sophomore | 5-11
MB | Charlotte, N.C.

High School/Club Team
Charlotte Christian | Carolina Union

Major: Public Relations

22

AT THE NET

- Tallied four kills on a .571 clip with her second-most blocks on the season (5) versus VCU (9/11).
- Put down six kills on a .308 clip and had five blocks versus IUPUI (9/7).
- Posted five kills against Campbell (8/31) alongside two blocks while matching her season-high hitting percentage of .308.
- Played her best match yet against Charlotte (8/25), posting two career highs – 13 kills, eight blocks.
- Recorded six kills and three blocks against USC Upstate (8/24) in the season opener.
- Played in 17 matches, drawing two starts in 2017.
- Set two then-career highs with seven kills and seven blocks vs. Boston College.
- Played volleyball and ran track at Charlotte Christian.
- Father, Bryant Young, played football at Notre Dame and was a 14-year NFL veteran with the San Francisco 49ers, earning four Pro Bowls and a XXIX Super Bowl ring. He currently coaches the defensive line for the Atlanta Falcons, entering his second year on the staff under Head Coach Dan Quinn.
- Mother ran track at Notre Dame.

SEASON HIGHS

Kills.....13 at Charlotte (8/25/18)
Hitting percentage......308 (2x)
Assists......1 at UTSA (9/16/18)
Aces.....
Digs......1 (2x)
Blocks......8 at Charlotte (8/25/18)

CAREER HIGHS

Kills.....13 at Charlotte (8/25/18)
Hitting percentage......1.00 (3x)
Assists.....
Aces.....
Digs......1 (4x)
Blocks......8 at Charlotte (8/25/18)

2018 MATCH-BY-MATCH STATS

Date	Opponent	sp	k	e	ta	sa	se	ta	sa	re	pt	bl	bs	ba	bt	pts	h%	acc	
Aug 24, 2018	vs USC Upstate	3	6	2	13	3	0	1	0	0	0	0	0	3	0	3	0	3	0
Aug 25, 2018	vs Presbyterian	3	5	5	14	0	0	1	0	0	0	0	1	0	3	0	3	0	0
Aug 25, 2018	at Charlotte	3	13	5	27	2	0	0	0	0	0	0	0	8	2	8	0	0	0
Aug 31, 2018	WILLIAM & MARY	3	3	2	8	1	0	0	0	0	0	0	0	2	0	2	0	0	0
Aug 31, 2018	CAMPBELL	3	5	1	13	3	0	0	0	0	0	0	0	2	0	2	0	0	0
Sep 07, 2018	ROBERT MORRIS	4	1	3	8	3	0	0	0	0	0	0	0	0	0	0	0	0	0
Sep 07, 2018	vs IUPUI	4	6	2	13	3	0	1	0	0	0	0	0	5	0	5	0	0	0
Sep 07, 2018	at Ohio	4	3	1	8	2	0	1	0	0	0	0	0	2	0	2	0	0	0
Sep 08, 2018	vs Sanford	2	0	2	1	0	0	0	0	0	0	0	0	1	0	1	0	0	0
Sep 11, 2018	VCU	3	4	0	7	5	0	0	0	0	0	0	0	1	0	1	0	0	0
Sep 15, 2018	vs Baylor	3	0	0	1	0	0	0	0	0	0	0	0	0	0	0	0	0	0
Sep 15, 2018	at UTSA	3	0	0	1	0	0	1	1	0	0	0	0	0	0	0	0	0	0
Totals		39	49	23	113	20	1	5	2	0	0	0	0	8	8	8	0	0	0

Sets played: 36
Kills per set: 1.28
Assists per set: 0.03

Digs per set: 0.11
Blocks per set: 0.86



TALYN JACKSON

Freshman | 5-11
S | Gardnerville, Nev.

High School/Club Team
Douglas | Silve State

Major: Unversity Studies

23

AT THE NET

- Recorded nine assists, two digs and a kill versus IUPUI (9/7).
- Filled in for setter Rhegan Mitchell against Robert Morris (9/1), drawing her first start and did not disappoint by posting 45 assists, 13 digs, two aces – all career highs – and two blocks.
- Collected 15 assists, two kills and a dig versus Campbell (8/31).
- Set a career-high four blocks and posted 11 assists against William & Mary (8/31).
- Tallied 11 assists and a two blocks against Charlotte (8/25).
- Posted nine assists, one kill, dig and block versus Presbyterian (8/25).
- Dished out 16 assists and put down four kills in her debut against USC Upstate (8/24).
- Enrolled in January, practicing with the team this past spring and playing in its scrimmages.
- Four-year varsity letterwinner coached by Suzi Townsell at Douglas.
- Named to the Class of 2018 Senior Aces Top 150.
- Tabbed Soph79 by PrepVolleyball.com.
- Recognized Frosh59 by PrepVolleyball.com.
- USA Volleyball High Performance Indoor Girls' Select National A1 Team member.
- NIAA All-State selection.
- NIACC All-State 4A Academic Team.
- 2017 All-League Player of the Year.
- Ranked first in NIAA in hitting percentage in 2017.
- Racked up four triple-doubles and 20 double-doubles in prep career.

SEASON/CAREER HIGHS

Kills.....4 (x2)
Hitting percentage......1.00 vs. Campbell (8/31/18)
Assists......45 vs. Robert Morris (9/1/18)
Aces......2 vs. Robert Morris (9/1/18)
Digs......13 vs. Robert Morris (9/1/18)
Blocks......4 vs. William & Mary (8/31/18)

2018 MATCH-BY-MATCH STATS

Date	Opponent	sp	k	e	ta	sa	se	ta	sa	re	pt	bl	bs	ba	bt	pts	h%	acc	
Aug 24, 2018	vs USC Upstate	3	4	0	5	3	0	0	0	0	0	0	0	1	0	1	2	0	0
Aug 25, 2018	vs Presbyterian	3	1	0	5	2	0	0	0	0	0	0	0	1	0	1	1	0	0
Aug 25, 2018	at Charlotte	2	0	0	2	0	0	0	0	0	0	0	0	0	0	0	2	0	0
Aug 31, 2018	WILLIAM & MARY	3	1	0	2	5	0	0	0	0	0	0	0	0	0	0	4	0	0
Aug 31, 2018	CAMPBELL	3	2	0	2	1	0	0	0	0	0	0	0	0	0	0	0	0	0
Sep 07, 2018	ROBERT MORRIS	4	4	2	7	2	0	0	0	0	0	0	0	0	0	0	18	0	0
Sep 07, 2018	vs IUPUI	4	1	0	4	2	0	0	0	0	0	0	0	0	0	0	0	0	0
Sep 07, 2018	at Ohio	1	0	1	2	5	0	0	0	0	0	0	0	0	0	0	0	0	0
Sep 07, 2018	vs Sanford	1	0	0	0	0	0	0	0	0	0	0	0	0	0	0	0	0	0
Sep 08, 2018	at Ohio	1	0	0	0	0	0	0	0	0	0	0	0	0	0	0	0	0	0
Sep 15, 2018	vs Baylor	3	0	0	1	0	0	0	0	0	0	0	0	0	0	0	0	0	0
Sep 15, 2018	at UTSA	3	0	0	1	0	0	0	0	0	0	0	0	0	0	0	0	0	0
Totals		24	13	3	29	26	0	0	0	0	0	0	0	0	0	0	119	288	412

Sets played: 24
Kills per set: 0.54
Assists per set: 4.96

Service aces per set: 0.08
Digs per set: 0.83
Blocks per set: 0.42



2018 NCAA STATS

Statistic	National Rank	Conference Rank	Value	National Leader	Value	Conference Leader	Value
Aces Per Set (334 ranked)	28	2	1.71	UNLV	2.40	Notre Dame	1.88
Assists Per Set (334 ranked)	71	5	12.50	Fla. Atlantic	15.14	Pittsburgh	14.05
Blocks Per Set (334 ranked)	106	11	2.19	Penn St.	3.24	Notre Dame	2.78
Digs Per Set (334 ranked)	230	8	13.93	Northern Ky.	19.93	Notre Dame	17.71
Hitting Percentage (334 ranked)	34	5	0.262	Pittsburgh	0.315	Pittsburgh	0.315
Kills Per Set (334 ranked)	65	6	13.48	Fla. Atlantic	16.08	Pittsburgh	14.79
Match W-L Pctg. (326 ranked)	45	4	0.750	6 teams tied	1.000	Pittsburgh	1.000
Opp Hitting Percentage (334 ranked)	77	4	0.175	Nebraska	0.109	Notre Dame	0.119
Team Assists (334 ranked)	164	4	525	Bryant	810	Clemson	652
Team Attacks Per Set (334 ranked)	274	9	32.86	Northern Ky.	41.64	Notre Dame	38.38
Team Digs (334 ranked)	231	6	585	Charlotte	1,009	Georgia Tech	786
Team Kills (334 ranked)	159	4	566	Bryant	867	Clemson	686
Team Service Aces (334 ranked)	63	2	72	UNLV	108	Georgia Tech	73
Team Total Attacks (334 ranked)	246	7	1,380	Bryant	2,317	Clemson	1,751
Team Total Blocks (334 ranked)	151	7	92.0	Charlotte	154.0	Georgia Tech	117.0

Statistic	Player	National Rank	Conference Rank	Value	National Leader	Value	Conference Leader	Value
Aces Per Set (149 ranked)	Ester Talamazzi Kaity Smith	86 108	7 8	0.40 0.38	Mariena Hayden, UNLV	1.16	Molly Sauer, Louisville	0.49
Assists Per Set (150 ranked)					Tess Reid, Loyola Marymount	12.98	Gabby Easton, Clemson	11.67
Attacks Per Set (150 ranked)					Lindsey Ruddins, UC Santa Barbara	14.29	Jemma Yeadon, Notre Dame	11.73
Blocks Per Set (298 ranked)	Marisa Cerchio	59	4	1.24	Dana Rettke, Wisconsin	1.81	Taryn Knuth, Florida St.	1.51
Digs Per Set (150 ranked)					Maurissa Leonard, Toledo	6.32	Ryann DeJarld, Notre Dame	5.74
Hitting Percentage (149 ranked)	Jaila Tolbert Marisa Cerchio	97 112	9 11	0.350 0.345	Emma Johnson, Loyola Marymount	0.533	Jasmine Bennett, Louisville	0.467
Kills Per Set (150 ranked)	Kaity Smith	109	7	3.62	Jordan Thompson, Cincinnati	6.22	Payton Caffrey, Florida St.	4.24
Kills SG Highs (0 ranked)								
Points (149 ranked)					Jordan Thompson, Cincinnati	375.5	Mariana Brambilla, Georgia Tech	203.0
Points Per Set (150 ranked)	Kaity Smith	102	6	4.13	Jordan Thompson, Cincinnati	6.83	Payton Caffrey, Florida St.	4.73
Service Aces (140 ranked)	Ester Talamazzi Kaity Smith	80 111	3 4	17 16	Mariena Hayden, UNLV	52	Kayla Lund, Pittsburgh Molly Sauer, Louisville	18 18
Total Assists (150 ranked)					Luisa Sydlik, Hofstra	631	Gabby Easton, Clemson	572
Total Attacks (150 ranked)					Jordan Thompson, Cincinnati	760	Mariana Brambilla, Georgia Tech	510
Total Blocks (195 ranked)	Marisa Cerchio	74	2	52	Reed Copeland, Wyoming	79	Taryn Knuth, Florida St.	56
Total Digs (300 ranked)	Carol Raffety	252	11	153	Yumi Garcia, Charlotte	384	Torie Frederick, Clemson	200
Total Kills (148 ranked)					Jordan Thompson, Cincinnati	342	Mariana Brambilla, Georgia Tech	180
Triple Doubles (7 ranked)					Maggie Gibson, IUPUI	4	Andie Shelton, Duke	2



2018 BOX SCORES



Volleyball Box Score The Automated ScoreBook USC Upstate vs Virginia Tech (Aug 24, 2018 at Charlotte, N.C.)



Table with columns for player names, sets, kills, errors, attacks, points, assists, serves, digs, blocks, and points. Includes team attack by set and totals.

Team Attack By Set table showing sets 1, 2, and 3 with K, E, TA, and Pct values.

SET SCORES and Team Records table for USC Upstate vs Virginia Tech.

Table with columns for player names, sets, kills, errors, attacks, points, assists, serves, digs, blocks, and points. Includes team attack by set and totals.

Team Attack By Set table showing sets 1, 2, and 3 with K, E, TA, and Pct values.

Site: Charlotte, N.C. (Halton Arena) Date: Aug 24, 2018 Attend: 1411 Time: 1:05 Referees: Doug Fagan, Suzanne Dodd Line judges: Quentin McDaniel, Wayne Burgamy



Volleyball Box Score The Automated ScoreBook Presbyterian vs Virginia Tech (Aug 25, 2018 at Charlotte, N.C.)



Table with columns for player names, sets, kills, errors, attacks, points, assists, serves, digs, blocks, and points. Includes team attack by set and totals.

Team Attack By Set table showing sets 1, 2, and 3 with K, E, TA, and Pct values.

SET SCORES and Team Records table for Presbyterian vs Virginia Tech.

Table with columns for player names, sets, kills, errors, attacks, points, assists, serves, digs, blocks, and points. Includes team attack by set and totals.

Team Attack By Set table showing sets 1, 2, and 3 with K, E, TA, and Pct values.

Site: Charlotte, N.C. (Halton Arena) Date: Aug 25, 2018 Attend: 1411 Time: 1:13 Referees: Suzanne Dodd, Debbie McLamb Line judges: Douglas Reed, Regina Battle



Volleyball Box Score The Automated ScoreBook Virginia Tech vs Charlotte (Aug 25, 2018 at Charlotte, N.C.)



Table with columns for player names, sets, kills, errors, attacks, points, assists, serves, digs, blocks, and points. Includes team attack by set and totals.

Team Attack By Set table showing sets 1, 2, 3, 4, and 5 with K, E, TA, and Pct values.

SET SCORES and Team Records table for Virginia Tech vs Charlotte.

Table with columns for player names, sets, kills, errors, attacks, points, assists, serves, digs, blocks, and points. Includes team attack by set and totals.

Team Attack By Set table showing sets 1, 2, 3, 4, and 5 with K, E, TA, and Pct values.

Site: Charlotte, N.C. (Halton Arena) Date: Aug 25, 2018 Attend: 1411 Time: 2:08 Referees: Doug Fagan, Bonnie O'Connor Line judges: Ronald Goubeaux, Robert Jeffries



Volleyball Box Score The Automated ScoreBook William & Mary vs Virginia Tech (Aug 31, 2018 at Blacksburg, Va.)



Table with columns for player names, sets, kills, errors, attacks, points, assists, serves, digs, blocks, and points. Includes team attack by set and totals.

Team Attack By Set table showing sets 1, 2, and 3 with K, E, TA, and Pct values.

SET SCORES and Team Records table for William & Mary vs Virginia Tech.

Table with columns for player names, sets, kills, errors, attacks, points, assists, serves, digs, blocks, and points. Includes team attack by set and totals.

Team Attack By Set table showing sets 1, 2, and 3 with K, E, TA, and Pct values.

Site: Blacksburg, Va. (Cassell Coliseum) Date: Aug 31, 2018 Attend: 329 Time: 1:15 Referees: Daniel Leake, Wayne Clark Line judges: Bruce Bradbury, Stacey Younker



2018 BOX SCORES



Volleyball Box Score The Automated ScoreBook Campbell vs Virginia Tech (Aug 31, 2018 at Blacksburg, Va.)



#	Campbell	Attack				Pct	Ast	Serve			Block				BH	Pts
		S	K	E	TA			SA	SE	RE	Dig	BS	BA	BE		
6	MINER, Madee	3	1	1	2	.000	13	0	0	0	7	0	0	0	0	-
7	HEATH, Allena	3	5	1	20	.200	0	0	0	2	1	0	3	0	0	-
10	STOCKING, Jessica	3	3	5	19	-.105	2	1	1	2	11	0	0	0	0	-
12	COLLA, Sarah	3	6	12	29	-.207	0	0	2	3	2	0	0	0	0	-
15	WILSON, Hailey	3	5	1	7	.571	0	0	0	0	1	0	1	0	0	-
17	LINXWILER, Madison	3	2	1	8	.125	0	0	0	0	1	0	0	0	0	-
1	HOLDFORD, Anna Grace	3	0	0	0	.000	7	1	0	0	2	0	0	0	0	-
3	MURRAY, Faith	1	0	0	0	.000	0	0	0	1	0	0	0	0	0	-
5	SCHNEGGENBURGER, H	1	0	0	0	.000	0	0	0	0	0	0	0	0	0	-
11	KANE, Grace	3	0	0	0	.000	3	0	2	3	8	0	0	0	0	-
13	HARTY, Rachel	1	0	0	0	.000	0	0	0	0	0	0	0	0	0	-
14	MITCHELL, Alysha	3	5	1	7	.571	0	0	0	0	0	2	0	0	0	-
Team																
Totals		3	27	22	92	.054	25	2	5	12	33	0	6	0	0	-

Team Attack By Set			
Set	K	E	Pct
1	11	9	.38
2	10	6	.33
3	6	7	.21

TOTAL TEAM BLOCKS: 3.0				
SET SCORES				
	1	2	3	Team Records:
Campbell (0)	18	19	12	2-3
Virginia Tech (3)	25	25	25	5-0

#	Virginia Tech	Attack				Pct	Ast	Serve			Block				BH	Pts
		S	K	E	TA			SA	SE	RE	Dig	BS	BA	BE		
1	Kaity Smith	3	8	3	20	.250	1	2	2	1	7	0	2	0	0	-
4	Jaila Tolbert	3	9	0	16	.562	0	0	0	0	3	0	2	0	0	-
9	Rhegan Mitchell	3	0	0	0	.000	15	2	0	1	1	0	0	0	0	-
14	Ester Talamazzi	3	6	5	19	.053	2	3	0	1	6	0	1	0	0	-
19	Marisa Cerchio	3	7	1	15	.400	0	2	4	0	2	0	3	0	0	-
22	Kai Young	3	5	1	13	.308	0	0	0	0	0	0	2	0	0	-
5	Carol Rafferty	3	0	0	0	.000	2	1	2	0	13	0	0	0	0	-
10	Kylie Thomas	3	0	0	0	.000	0	1	0	0	4	0	0	0	0	-
23	Talyn Jackson	3	2	0	2	1.000	15	0	0	0	1	0	0	0	1	-
Totals		3	37	10	85	.318	35	11	8	2	37	0	10	0	1	-

Team Attack By Set			
Set	K	E	Pct
1	12	3	.26
2	13	5	.37
3	12	2	.45

TOTAL TEAM BLOCKS: 5.0				
Site: Blacksburg, Va. (Cassell Coliseum)				
Date: Aug 31, 2018 Attend: 842 Time: 1:24				
Referees: Daniel Leake, Terry Martin				
Line judges: Stacey Younker, Amy Milton				



Volleyball Box Score The Automated ScoreBook Robert Morris vs Virginia Tech (Sep 01, 2018 at Blacksburg, Va.)



#	Robert Morris	Attack				Pct	Ast	Serve			Block				BH	Pts
		S	K	E	TA			SA	SE	RE	Dig	BS	BA	BE		
2	LONDOT, Alyson	4	9	5	36	.111	1	0	3	2	14	0	1	0	0	-
5	BROWN, Whitney	4	0	0	0	.000	15	1	1	0	8	0	0	0	2	-
7	ALFANO, Maria	4	7	2	20	.250	0	0	0	0	0	0	3	0	0	-
8	GRANGER, Emma	4	6	1	17	.294	0	0	3	0	1	0	2	0	0	-
11	DEVLIN, Emily	4	7	0	15	.467	0	0	0	0	2	0	1	0	0	-
17	SARJANOVIC, Mirna	4	5	1	27	.148	0	0	1	3	16	0	2	0	0	-
1	ZANOLLI, Nikolette	1	0	0	0	.000	1	0	0	1	5	0	0	0	0	-
3	WILT, Erika	1	0	0	0	.000	0	0	0	0	2	0	0	0	0	-
4	CAMPBELL, Liz	4	5	2	14	.214	0	0	0	0	1	0	1	0	0	-
10	YURKOVICH, Allie	4	0	0	0	.000	5	1	0	4	9	0	0	0	0	-
12	CANNON, Megan	4	0	0	0	.000	14	1	0	0	4	0	0	0	2	-
Team																
Totals		4	39	11	129	.217	36	3	8	13	62	0	10	0	4	-

Team Attack By Set			
Set	K	E	Pct
1	12	4	.38
2	12	2	.36
3	6	5	.25
4	9	0	.30

TOTAL TEAM BLOCKS: 5.0					
SET SCORES					
	1	2	3	4	Team Records:
Robert Morris (1)	25	21	16	15	0-6
Virginia Tech (3)	22	25	25	25	6-0

#	Virginia Tech	Attack				Pct	Ast	Serve			Block				BH	Pts
		S	K	E	TA			SA	SE	RE	Dig	BS	BA	BE		
1	Kaity Smith	4	17	7	42	.238	1	2	3	0	8	0	2	0	0	-
4	Jaila Tolbert	4	12	8	29	.138	1	0	0	0	2	0	2	0	0	-
14	ESTER Talamazzi	4	15	4	42	.262	1	2	3	0	7	0	0	0	0	-
19	Marisa Cerchio	4	7	1	14	.429	0	2	2	0	4	0	1	0	0	-
22	Kai Young	1	1	3	6	.333	0	0	0	0	0	0	0	0	0	-
23	Talyn Jackson	4	4	2	7	.286	45	2	0	0	13	0	2	0	1	-
6	Angel Robinson	4	0	0	0	.000	2	0	2	0	21	0	0	0	0	-
10	Kylie Thomas	4	0	0	0	.000	0	0	0	0	0	0	5	0	0	-
20	Abby McKinzie	4	0	0	0	.000	2	1	1	0	10	0	0	0	0	-
23	Talyn Jackson	4	0	0	0	.000	0	4	0	0	4	0	0	0	0	-
Team																
Totals		4	59	25	150	.227	52	13	9	3	69	0	12	0	1	-

Team Attack By Set			
Set	K	E	Pct
1	13	11	.43
2	15	4	.36
3	14	5	.34
4	17	5	.37

TOTAL TEAM BLOCKS: 6.0				
Site: Blacksburg, Va. (Cassell Coliseum)				
Date: Sep 01, 2018 Attend: 515 Time: 1:53				
Referees: Terry Martin, Wayne Clark				
Line judges: Stacey Younker, Amy Milton				



Volleyball Box Score The Automated ScoreBook Virginia Tech vs IUPUI (Sep 07, 2018 at Athens, Ohio)



#	Virginia Tech	Attack				Pct	Ast	Serve			Block				BH	Pts
		S	K	E	TA			SA	SE	RE	Dig	BS	BA	BE		
1	Kaity Smith	4	18	5	37	.351	1	3	3	1	12	0	1	0	0	-
4	Jaila Tolbert	4	12	4	21	.381	0	0	0	2	2	0	4	0	0	-
9	Rhegan Mitchell	4	0	0	0	.000	38	0	1	0	7	0	0	0	0	-
14	Ester Talamazzi	4	10	2	37	.216	1	0	2	0	13	0	4	0	0	-
19	Marisa Cerchio	4	8	4	22	.182	0	0	0	1	5	4	0	0	0	-
22	Kai Young	4	6	2	13	.308	0	0	0	1	0	5	0	0	0	-
5	Carol Rafferty	4	1	0	3	.333	3	0	0	2	13	0	0	0	0	-
10	Kylie Thomas	4	0	0	0	.000	0	3	1	0	0	0	0	0	0	-
20	Abby McKinzie	4	0	0	0	.000	1	1	0	0	0	0	0	0	0	-
23	Talyn Jackson	4	1	0	4	.250	9	0	0	0	2	0	0	0	0	-
Totals		4	56	17	137	.285	53	7	7	3	58	5	18	0	0	-

Team Attack By Set			
Set	K	E	Pct
1	15	8	.40
2	13	1	.25
3	16	6	.45
4	12	2	.37

TOTAL TEAM BLOCKS: 14.0					
SET SCORES					
	1	2	3	4	Team Records:
Virginia Tech (3)	25	25	22	25	7-0
IUPUI (1)	21	11	25	13	2-6

#	IUPUI	Attack				Pct	Ast	Serve			Block				BH	Pts
		S	K	E	TA			SA	SE	RE	Dig	BS	BA	BE		
5	GIBSON, Maggie	4	15	9	39	.154	10	2	1	0	6	0	1	0	0	-
6	WRIGHT, McKayla	2	4	5	20	-.050	1	0	1	0	4	0	0	0	0	-
8	SCHLECHTE, Rebecca	4	1	0	1	1.000	25	0	0	0	8	0	0	0	0	-
9	SCHUENEMANN, Rhianno	4	0	3	16	-.500	1	1	3	0	11	0	0	0	0	-
11	HOFFMAN, Haley	4	4	3	13	.077	0	0	0	1	0	2	0	0	0	-
17	NORFLEET, Shakana	4	0	2	3	-.667	0	0	0	1	1	3	0	0	0	-
2	HICKEY, Rachel	4	1	1	2	.000	1	0	2	2	23	0	0	0	0	-
4	GASKILL, Elii	4	0	0	0	.000	1	0	0	0	1	0	0	0	0	-
7	OELBERG, Hannah	2	4	1	10	.300	1	0	1	2	3	0	0	0	0	-
10	SCOTT, Elizabeth	4	6	1	18	.278	0	0	0	0	0	0	1	0	0	-
13	DEAN, Maddie	4	7	0	23	.304	0	0	0	1	1	0	3	0	0	-
Totals		4	42	25	135	.126	40	3	6	7	59	1	10	0	0	-

Team Attack By Set			
Set	K	E	Pct
1	11	4	.37

2018 BOX SCORES



Volleyball Box Score
The Automated ScoreBook
Samford vs Virginia Tech (Sep 08, 2018 at Athens, Ohio)



#	Samford	Attack				Ast	Serve			Block				Pts		
		S	K	E	TA		Pct	SA	SE	RE	Dig	BS	BA		BE	BH
2	Taylor Anderton	3	0	1	2	-.500	42	1	2	0	9	0	1	0	0	-
3	Shayla Phillip	3	10	1	12	.750	0	0	0	0	1	3	1	0	0	-
4	Krista Boesing	3	19	6	34	.382	0	0	0	2	0	1	0	0	0	-
5	Lauren Deaton	3	8	1	20	.350	0	0	2	0	6	0	1	0	0	-
8	Kelsi Hobbs	3	8	5	26	.115	0	0	3	0	6	0	2	0	0	-
13	Briana Holmes	3	1	1	4	.000	0	0	0	0	0	2	1	0	0	-
12	Grace Tiesman	3	0	0	0	.000	0	0	3	0	12	0	0	0	0	-
15	Alana Schouten	3	0	0	0	.000	1	1	1	0	1	0	0	0	0	-
16	Courtney Johnson	3	0	0	0	.000	0	2	1	0	3	0	0	0	0	-
18	Camryn Pierce	1	0	0	0	.000	0	0	0	0	1	0	0	0	0	-
Totals		3	46	15	98	.316	43	4	12	0	40	1	10	2	0	-

Team Attack By Set

Set	K	E	TA	Pct
1	15	6	31	.290
2	14	6	32	.250
3	17	3	35	.400

SET SCORES: 1 2 3 Team Records:
Samford (3) 25 25 25 4-6
Virginia Tech (0) 18 20 16 8-1

TOTAL TEAM BLOCKS: 6.0

#	Virginia Tech	Attack				Ast	Serve			Block				Pts		
		S	K	E	TA		Pct	SA	SE	RE	Dig	BS	BA		BE	BH
1	Kaity Smith	3	5	2	25	.120	1	0	3	2	7	0	0	0	0	-
4	Jaila Tolbert	3	8	3	14	.357	0	0	0	2	0	1	0	0	0	-
9	Rhegan Mitchell	3	1	0	3	.333	19	0	2	0	8	0	1	1	0	-
14	Ester Talamazzi	3	6	4	21	.095	1	0	0	1	2	0	1	0	0	-
19	Marisa Cerchio	3	6	2	17	.235	0	0	1	1	0	1	2	0	0	-
22	Kai Young	2	0	2	2	-1.000	0	0	0	0	0	0	1	0	0	-
5	Carol Raffety	3	0	0	0	.000	4	0	0	0	11	0	0	0	0	-
6	Angel Robinson	2	0	1	3	-.333	0	0	0	0	0	0	0	0	0	-
7	Tessa Wyner	1	0	0	1	.000	0	0	0	0	0	0	0	0	0	-
10	Kylie Thomas	3	0	0	0	.000	0	0	0	0	3	0	0	0	0	-
20	Abby McKinzie	1	0	0	0	.000	0	0	0	0	1	0	0	0	0	-
23	Talyn Jackson	1	0	0	0	.000	0	0	0	0	0	0	0	0	0	-
Totals		3	26	14	86	.140	25	0	6	4	34	1	6	1	0	-

Team Attack By Set

Set	K	E	TA	Pct
1	11	5	31	.194
2	8	4	25	.160
3	7	5	30	.067

SET SCORES: 1 2 3 Team Records:
Site: Athens, Ohio (Convocation Center)
Date: Sep 08, 2018 Attend: 405 Time: 1:24
Referees: Anthony Hines, Scott Mourier
Line judges: Beth Dunlap, Steve Chiki

TOTAL TEAM BLOCKS: 4.0



Volleyball Box Score
The Automated ScoreBook
VCU vs Virginia Tech (Sep 11, 2018 at Blacksburg, Va.)



#	VCU	Attack				Ast	Serve			Block				Pts		
		S	K	E	TA		Pct	SA	SE	RE	Dig	BS	BA		BE	BH
2	SNEED, Jasmin	3	2	1	7	.143	0	0	1	0	0	0	3	0	0	-
5	ARD, Dajah	3	0	0	0	.000	18	0	0	0	4	0	0	0	0	-
14	GIOMMARINI, Vicky	3	15	5	28	.357	1	1	0	1	9	0	0	0	0	-
15	BALDWIN, Tori	3	5	2	11	.273	0	0	0	0	1	0	4	0	0	-
17	TUZZOLO, Gina	3	10	6	24	.167	3	1	0	0	1	0	5	0	0	-
18	NECIPORUKA, Paula	3	3	3	17	.000	0	0	0	1	7	0	0	0	0	-
1	SIMPSON, Madalon	3	0	1	1	-1.000	1	0	1	1	16	0	0	0	0	-
6	DRAPER, Alyna	1	0	0	0	.000	0	0	0	0	0	0	0	0	0	-
8	ADLER, Julia	3	0	5	7	-.714	0	0	0	0	0	0	2	0	0	-
10	SROUFE, Tyler	1	0	0	0	.000	3	0	0	0	2	0	0	0	0	-
13	CHOUNTA, Iro	2	1	1	7	.000	0	0	0	0	0	0	0	0	0	-
16	DAVID, Dani Jo	2	0	0	0	.000	9	0	1	0	0	0	0	0	0	-
Team										1						-
Totals		3	36	24	102	.118	35	2	3	4	40	0	14	0	0	-

Team Attack By Set

Set	K	E	TA	Pct
1	8	7	27	.037
2	14	9	37	.135
3	14	8	38	.158

SET SCORES: 1 2 3 Team Records:
VCU (0) 16 18 21 4-7
Virginia Tech (3) 25 25 25 9-1

TOTAL TEAM BLOCKS: 7.0

#	Virginia Tech	Attack				Ast	Serve			Block				Pts		
		S	K	E	TA		Pct	SA	SE	RE	Dig	BS	BA		BE	BH
1	Kaity Smith	3	7	6	25	.040	0	0	1	2	4	0	1	0	0	-
4	Jaila Tolbert	3	10	0	16	.625	0	0	0	0	2	1	3	0	0	-
9	Rhegan Mitchell	3	4	0	5	.800	36	1	0	0	5	0	0	0	0	-
14	Ester Talamazzi	3	10	6	31	.129	1	0	1	0	7	0	3	0	0	-
19	Marisa Cerchio	3	8	0	19	.421	0	1	1	0	0	0	2	0	0	-
22	Kai Young	3	4	4	7	.571	0	0	0	0	17	0	0	0	0	-
5	Carol Raffety	3	0	0	0	.000	4	1	0	0	4	0	0	0	0	-
10	Kylie Thomas	3	0	0	0	.000	0	0	0	0	4	0	0	0	0	-
20	Abby McKinzie	2	0	0	0	.000	0	1	0	0	0	0	0	0	0	-
Totals		3	43	12	103	.301	41	4	4	2	39	1	14	0	0	-

Team Attack By Set

Set	K	E	TA	Pct
1	15	5	32	.312
2	15	3	36	.333
3	13	4	35	.257

SET SCORES: 1 2 3 Team Records:
Site: Blacksburg, Va. (Cassell Coliseum)
Date: Sep 11, 2018 Attend: 818 Time: 1:24
Referees: Ray Mink, Daniel Leake
Line judges: Doug Mabry, Ellen Hawks

TOTAL TEAM BLOCKS: 8.0



Volleyball Box Score
The Automated ScoreBook
#18 Baylor vs Virginia Tech (Sep 15, 2018 at San Antonio, Texas)



#	Baylor	Attack				Ast	Serve			Block				Pts		
		S	K	E	TA		Pct	SA	SE	RE	Dig	BS	BA		BE	BH
5	Fanning, Shelly	3	11	4	19	.526	0	0	1	0	3	0	0	0	0	-
8	Philo, Aniah	3	12	1	22	.364	0	0	1	1	10	0	0	1	1	-
12	Thomas, Nicole	3	1	1	4	.000	1	0	0	0	0	1	0	0	0	-
14	Lockin, Hannah	3	2	1	4	.250	35	0	0	0	4	0	1	0	1	-
22	Pressley, Yossiana	3	17	1	36	.444	0	0	0	0	5	0	1	0	0	-
7	Milana, Gia	3	2	2	12	.000	0	0	0	1	0	2	1	0	0	-
1	Wulf, Tara	3	0	0	0	.000	4	0	0	2	11	0	0	0	0	-
9	Marburger, Taylor	3	0	0	0	.000	0	1	0	0	0	0	0	0	0	-
18	Hunt, Braya	3	0	0	1	.000	2	4	2	0	7	0	0	0	0	-
19	Coleman, Bri	1	0	0	0	.000	0	1	0	0	0	0	0	0	0	-
Totals		3	45	10	99	.354	42	6	4	3	39	0	8	2	2	-

Team Attack By Set

Set	K	E	TA	Pct
1	13	4	33	.273
2	15	4	32	.344
3	17	2	34	.441

SET SCORES: 1 2 3 Team Records:
Baylor (3) 28 25 25 8-3
Virginia Tech (0) 26 18 16 9-2

TOTAL TEAM BLOCKS: 4.0

#	Virginia Tech	Attack				Ast	Serve			Block				Pts		
		S	K	E	TA		Pct	SA	SE	RE	Dig	BS	BA		BE	BH
1	Kaity Smith	3	17	7	38	.263	1	1	3	0	7	0	0	0	0	-
4	Jaila Tolbert	3	12	3	22	.409	0	0	0	0	1	0	0	0	0	-
9	Rhegan Mitchell	3	0	1	5	-.200	28	0	1	0	5	0	1	1	1	-
14	Ester Talamazzi	3	7	5	28	.071	3	1	1	3	11	0	0	0	0	-
19	Marisa Cerchio	3	3	0	11	.273	0	0	0	0	0	0	1	0	0	-
22	Kai Young	3	0	0	1	.000	0	0	0	0	1	0	0	2	0	-
5	Carol Raffety	3	0	0	0	.000	6	1	1	2	8	0	0	0	0	-
7	Tessa Wyner	1	0	1	2	-.500	0	0	1	1	0	0	0	0	0	-
10	Kylie Thomas	3	0	0	0	.000	0	0	0	0	2	0	0	0	0	-
20	Abby McKinzie	3	0	0	0	.000	0	1	0	4	4	0	0	0	0	-
Totals		3	39	17	107	.206	38	3	7	6	40	0	2	3	1	-

Team Attack By Set

Set	K	E	TA	Pct
1	20	8	46	.261
2	7	5	27	.074
3	12	4	34	.235

SET SCORES: 1 2 3 Team Records:
Site: San Antonio, Texas (Convocation Center)
Date: Sep 15, 2018 Attend: 126 Time: 1:21
Referees: Carlos Rodriguez, Thang Nguyen
Line judges: Jack Magee, Ken Frances
Match #2 of the UTSA Invitational

TOTAL TEAM BLOCKS: 1.0



Volleyball Box Score
The Automated ScoreBook
Virginia Tech vs UTSA (Sep 16, 2018 at San Antonio, Texas)



#	Virginia Tech	Attack				Ast	Serve			Block				Pts		
		S	K	E	TA		Pct	SA	SE	RE	Dig	BS	BA		BE	BH
1	Kaity Smith	4	15	8	42	.167	0	1	2	1	9	0	0	0	0	-
4	Jaila Tolbert	4	16	4	36	.333	0	0	0	3	3	0	1	0	0	-
9	Rhegan Mitchell	4	2	1	5	.200	43	0	0	0	7	1	2	0	1	-
14	Ester Talamazzi	4	9	2	24	.292	2	0	2	1	10	0	2	2	0</	

2018 OVERALL SEASON STATS



The Automated ScoreBook
 Virginia Tech Combined Team Statistics (as of Sep 16, 2018)
 All matches



RECORD:	OVERALL	HOME	AWAY	NEUTRAL
ALL GAMES	9-3	4-0	2-1	3-2
CONFERENCE	0-0	0-0	0-0	0-0
NON-CONFERENCE	9-3	4-0	2-1	3-2

#	Player	sp	Attack				Set		Serve			Dig			Blocking					points		
			k	k/s	e	ta	pct	a	a/s	sa	se	sa/s	re	dig	dig/s	bs	ba	total	blk/s		be	bhe
1	Kaity Smith	42	152	3.62	61	359	.253	8	0.19	16	27	0.38	7	102	2.43	0	11	11	0.26	0	0	-
4	Jaila Tolbert	42	128	3.05	39	254	.350	1	0.02	0	0	0.00	0	24	0.57	1	33	34	0.81	0	0	-
14	Ester Talamazzi	42	102	2.43	48	324	.167	13	0.31	17	14	0.40	11	116	2.76	0	17	17	0.40	4	0	-
19	Marisa Cerchio	42	101	2.40	23	226	.345	1	0.02	10	13	0.24	1	9	0.21	8	44	52	1.24	1	0	-
22	Kai Young	36	46	1.28	23	113	.204	1	0.03	0	0	0.00	1	4	0.11	0	31	31	0.86	5	0	-
9	Rhegan Mitchell	38	14	0.37	2	35	.343	318	8.37	5	5	0.13	0	72	1.89	1	11	12	0.32	2	6	-
23	Talyn Jackson	24	13	0.54	3	29	.345	119	4.96	2	0	0.08	0	20	0.83	0	10	10	0.42	3	3	-
6	Angel Robinson	13	7	0.54	4	24	.125	0	0.00	1	1	0.08	0	0	0.00	0	7	7	0.54	0	0	-
13	Peyton Yelich	1	2	2.00	0	4	.500	0	0.00	0	0	0.00	0	0	0.00	0	0	0	0.00	1	0	-
5	Carol Raffety	42	1	0.02	0	6	.167	50	1.19	7	9	0.17	12	153	3.64	0	0	0	0.00	0	1	-
7	Tessa Wyner	5	0	0.00	2	6	-.333	1	0.20	0	0	0.00	2	3	0.60	0	0	0	0.00	0	0	-
11	Sarah Jane Lynch	1	0	0.00	0	0	.000	0	0.00	0	0	0.00	0	0	0.00	0	0	0	0.00	0	0	-
10	Kylie Thomas	42	0	0.00	0	0	.000	12	0.29	8	8	0.19	4	69	1.64	0	0	0	0.00	0	1	-
20	Abby McKinzie	27	0	0.00	0	0	.000	1	0.04	6	2	0.22	1	13	0.48	0	0	0	0.00	0	0	-
	TEAM	-	-	-	-	-	-	-	-	-	-	-	3	-	-	-	-	-	-	-	-	-
	VIRGINIA TECH	42	566	13.48	205	1380	.262	525	12.50	72	79	1.71	42	585	13.93	10	164	92.0	2.19	16	11	-
	Opponents	42	471	11.21	231	1373	.175	441	10.50	42	77	1.00	73	528	12.57	11	114	68.0	1.62	20	8	-

Team Statistics	VT	OPP
ATTACK		
Kills	566	471
Errors	205	231
Total Attacks	1380	1373
Attack Pct	.262	.175
Kills/Set	13.5	11.2
SET		
Assists	525	441
Attempts	1379	1393
Assist Pct	.381	.317
Assists/Set	12.5	10.5
SERVE		
Aces	72	42
Errors	79	77
Attempts	965	826
Serve Pct	.918	.907
Aces/Set	1.7	1.0
SERVE RECEPTIONS		
Errors	42	73
Errors/Set	1.0	1.7
Attempts	748	886
Reception Pct	.944	.918
DEFENSE		
Digs	585	528
Digs/Set	13.9	12.6
BLOCKING		
Block Solo	10	11
Block Assist	164	114
Total Blocks	92.0	68.0
Blocks/Set	2.2	1.6
Block Errors	16	20
Ball handling errors	11	8

Date	Opponent	Score	Score by set	Att.
Aug 24	vs USC Upstate	w 3-0	25-14,25-18,25-15	1411
Aug 25	vs Presbyterian	w 3-0	25-22,25-11,25-21	1411
Aug 25	at Charlotte	w 3-2	15-25,24-26,25-19,25-19,15-9	1411
Aug 31	WILLIAM & MARY	w 3-0	25-14,25-6,25-20	329
Aug 31	CAMPBELL	w 3-0	25-18,25-19,25-12	842
Sep 01	ROBERT MORRIS	w 3-1	22-25,25-21,25-16,25-15	515
Sep 07	vs IUPUI	w 3-1	25-21,25-11,22-25,25-13	259
Sep 07	at Ohio	w 3-1	24-26,25-21,25-21,25-16	860
Sep 08	vs Samford	L 0-3	18-25,20-25,16-25	405
Sep 11	VCU	w 3-0	25-16,25-18,25-21	818
Sep 15	vs #18 Baylor	L 0-3	26-28,18-25,16-25	126
Sep 16	at UTSA	L 1-3	14-25,25-20,21-25,23-25	563

Record in 3-set matches: 5-2
 Record in 4-set matches: 3-1
 Record in 5-set matches: 1-0





1
Kaity SMITH
OH | 6-1 | So.
Florence, Ky.




4
Jailla TOLBERT
RS | 6-1 | Sr.
Minneapolis, Minn.
(JAY-lah)



5
Carol RAFFETY
L/DS | 5-11 | Jr.
Novato, Calif.



6
Angel ROBINSON
MB | 6-0 | Fr.
Norman, Okla.



7
Tessa WYNER
OH | 5-11 | Jr.
Charleston, W.Va.



9
Rhegan MITCHELL
S | 5-8 | r-Sr.
Peachtree City, Ga.
(like Ronald Reagan)



10
Kylie THOMAS
L/DS | 5-7 | So.
Sterling, Va



11
Sarah Jane Lynch
S | 6-2 | Fr.
Roswell, Ga.



13
Peyton YELICH
MB | 6-3 | Fr.
Crown Point, Ind.
(Yell-itch)



14
Ester TALAMAZZI
OH | 6-0 | So.
Campo Ligure, Genoa, Italy
(Tal-uh-MAHT-zee)



16
Jennifer WILLIAMS
OH | 6-1 | Fr.
Staunton, Va.




19
Marisa CERCHIO
MB/OH | 6-3 | So.
Cincinnati, Ohio
(SIR-ko)



20
Abby MCKINZIE
L/DS | 5-9 | Jr.
East Leroy, Mich.



21
Melody CALOYANNIDES
OH | 6-0 | Jr.
Reston, Va.
(cal-oh-yahn-EE-dis)



22
Kai YOUNG
MB | 5-11 | So.
Charlotte, N.C.



23
Talyn JACKSON
S | 5-11 | Fr.
Gardnerville, Nev.
(TAL-Lynn)



Jill WILSON
Head Coach
LSU, 2001



John WASIELEWSKI
Associate Head Coach
Penn State, 1990
(Was-uh-LEW-ski)




Thomas AMBERG
Assistant Coach
UCLA, 2012



Leah JOSEPH
Director of Operations
Georgia Southern, 2016



Kayla SCHANBACK
Volunteer Assistant Coach
Campbell, 2018



Kayla RESCO
Head Manager

