



2018 Virginia Tech Volleyball Match Notes

#FuelTheFire

Sept. 15-16, 2018 | Matches 11 & 12 | San Antonio
UTSA Invitational | Convocation Center

INFORMATION

Virginia Tech Hokies



Record9-1, 0-0 ACC
Starters R/L4+Libero/2
Head CoachJill Wilson
Record (Years).....19-22 (2nd)

No. 18 Baylor Bears



Record6-3, 0-0 Big 12
Starters R/L4/2+Libero
Head CoachRyan McGuyre
Record (Years).....69-35 (4th)

UTSA

Roadrunners



Record7-3, 0-0 C-USA
Starters R/L5+Libero/1
Head CoachLaura Neugebauer-Groff
Record (Years).....296-215 (16th)

NUMBER TO KNOW

2

• Of Tech's 10 opponents, only two teams have owned a higher hitting percentage of .200 - Robert Morris (.217) on Sept. 1 and Samford (.316) on Sept. 8.

PROJECTED STARTERS

#	Name	K	Pct.	A	D	B
1	Kaity Smith (OH)	120	.265	7	86	11
4	Jaila Tolbert (RS)	100	.347	1	20	33
9	Rhegan Mitchell (S)	12	.480	247	60	8
14	Ester Talamazzi (OH)	86	.165	8	95	15
19	Marisa Cerchio (MB)	88	.342	1	8	47
22	Kai Young (MB)	46	.207	0	3	31
5	Carol Raffety (L)	1	.167	39	125	0

SERIES HISTORY

Baylor Series.....First Meeting
UTSA Series.....First Meeting

HOW TO WATCH



Facebook - via UTSA Athletics


AT THE NET

- Virginia Tech's volleyball team boasts 10 returning letterwinners, including four starters and its libero back.
- Tech has 16 student-athletes on the roster and of the 16, 11 are underclassmen. One of the youngest groups in the ACC, 69 percent of Tech's team is freshmen and sophomores.
- Though the Hokies will be youthful in 2018, they do bring back All-ACC selection Jaila Tolbert at the right-side hitter position.
- Tolbert is coming off her best season yet and had quite the summer, too, as the senior competed on the U.S. Collegiate National Team.
- Tech enters the UTSA Invitational against two teams it has yet to face, taking on two Lone Star State schools in No. 18 Baylor and UTSA.
- The Hokies are tied for having their fastest start in school history, winning nine of their 10 first matches. The only other time that has happened was in 2009.
- Last season, Tech started off 6-4 in the first year of the Jill Wilson era, winning two non-conference tournaments.

LAST TIME OUT

- Playing in its first midweek match of the season, Tech got off to a fast start and never looked back, taking down preseason A-10 favorite VCU in straight sets on Tuesday.
- In front of the Corps of Cadets, Tech hit north of .300 for the fifth time this season, owning a hitting percentage of .301, and held VCU to a .118 clip.
- Of Tech's six players who had an attack, four of them had errorless swings - Marisa Cerchio (19 attacks), Jaila Tolbert (16), Kai Young (seven) and Rhegan Mitchell (five) - combining for 47 attacks without an error.
- Tolbert led the way on offense, hitting north of .500 once again with double-digit kills, while Raffety scooped up 17 digs to move to No. 15 all-time in program history for career digs, passing Kennedy McGrath (2012-15).

WHO TO WATCH



- Jaila Tolbert is coming off of hitting a blistering .625 against VCU on Tuesday, registering 10 kills and four blocks in the sweep.

2018 Schedule

AUGUST

16	(1) VS. RADFORD	W, 3-2
24	(2) VS. USC UPSTATE	W, 3-0
25	(2) VS. PRESBYTERIAN	W, 3-0
25	(2) AT CHARLOTTE (C-USA TV)	W, 3-2
31	(3) WILLIAM & MARY (ACC NETWORK EXTRA)	W, 3-0
31	(3) CAMPBELL (ACC NETWORK EXTRA)	W, 3-0

SEPTEMBER

1	(3) ROBERT MORRIS (ACC NETWORK EXTRA)	W, 3-1
7	(4) VS. IUPUI	W, 3-1
7	(4) AT OHIO (ESPN+)	W, 3-1
8	(4) VS. SAMFORD	L, 3-0
11	VCU (ACC NETWORK EXTRA)	W, 3-0
15	(5) VS. No. 18 BAYLOR	1 P.M.
16	(5) AT UTSA (FACEBOOK)	1 P.M.
21	No. 9 PITT* (ACC NETWORK EXTRA)	6 P.M.
23	VIRGINIA* (ACC NETWORK EXTRA)	1 P.M.
28	NORTH CAROLINA* (ACC NETWORK EXTRA)	6 P.M.
30	NC STATE* (ACC NETWORK EXTRA)	1 P.M.

OCTOBER

5	AT GEORGIA TECH*	7 P.M.
7	AT CLEMSON*	1 P.M.
12	AT RV LOUISVILLE*	7 P.M.
14	AT NOTRE DAME*	NOON
19	WAKE FOREST* (ACC NETWORK EXTRA)	6 P.M.
21	DUKE* (ACC NETWORK EXTRA)	1 P.M.
26	AT MIAMI (FLA.)*	7 P.M.
28	AT FLORIDA STATE* (ACC NETWORK EXTRA)	1 P.M.

NOVEMBER

2	SYRACUSE* (ACC NETWORK EXTRA)	6 P.M.
4	BOSTON COLLEGE* (ACC NETWORK EXTRA)	1 P.M.
9	AT VIRGINIA*	7 P.M.
16	AT BOSTON COLLEGE*	7:30 P.M.
18	AT SYRACUSE*	1 P.M.
21	CLEMSON* (ACC NETWORK EXTRA)	3 P.M.

* ACC MATCH | ALL TIMES ET AND ARE SUBJECT TO CHANGE

- 1-EXHIBITION
- 2-CHARLOTTE INVITATIONAL
- 3-HOKIE INVITATIONAL
- 4-BOBCAT INVITATIONAL
- 5-UTSA TOURNAMENT

VIRGINIA TECH CONTACT

Lance Dozier
Assistant Director, Strategic Communications
Phone: (507) 993-1898
Email: lance17@vt.edu

Social



@HokiesVB



@HokiesVB



/HokieSports



@VT_VBall



AVCA Top 25 Week 3 PollSept. 10 | *Opponents in italics*

Team (1st place)	Points	Record	Last
1 BYU (54)	1590	8-0	3
2 Stanford (10)	1543	6-1	4
3 Texas	1410	5-1	6
4 Nebraska	1369	6-1	7
5 Penn State	1345	6-1	5
6 Wisconsin	1247	5-1	2
7 Minnesota	1229	5-2	1
8 Illinois	1169	8-0	11
9 <i>Pitt</i>	<i>1058</i>	<i>9-0</i>	<i>13</i>
10 Creighton	867	6-3	14
11 Florida	826	5-3	8
12 Oregon	817	5-3	18
13 Washington	762	5-2	12
14 Cal Poly	697	7-1	22
15 Purdue	667	8-0	19
t-16 USC	641	6-3	10
t-16 UCLA	641	4-2	9
18 Baylor	592	6-3	15
19 Michigan	539	9-0	20
20 Kentucky	455	4-4	16
21 Marquette	427	7-2	25
22 Washington State	332	7-0	23
23 San Diego	207	2-4	16
24 Utah	93	7-2	21
25 Alabama	53	9-0	NR

Receiving Votes: Iowa State 24; UNI 23; Georgia 22; *Louisville* 22; Michigan State 20; Colorado State 18; Colorado 17; Wyoming 14; Tennessee 12; Cincinnati 10; Kansas State 10; Loyola Marymount 8; Wichita State 6

NCAA RPIDec. 18 | *Opponents in italics*

Team	Conference	Record
1 Florida	SEC	30-2
2 Penn State	B1G	33-2
3 Nebraska	B1G	32-4
4 Kentucky	SEC	29-4
5 Stanford	Pac-12	30-4
6 Texas	Big 12	27-3
7 Minnesota	B1G	28-6
8 Washington	Pac-12	25-8
9 USC	Pac-12	25-10
10 Utah	Pac-12	24-10
11 UCLA	Pac-12	21-11
12 Michigan State	B1G	24-9
13 Wisconsin	B1G	22-10
14 Creighton	BIG EAST	26-7
15 BYU	WCC	30-3
16 Iowa State	Big 12	22-7
17 <i>Baylor</i>	<i>Big 12</i>	<i>24-7</i>
18 Colorado	Pac-12	24-10
19 Wichita State	American	29-4
20 Kansas	Big 12	22-8
21 San Diego	WCC	25-5
22 Cal Poly	Big West	27-3
23 Oregon	Pac-12	18-12
24 Illinois	B1G	23-11
25 Purdue	B1G	23-10
26 <i>Louisville</i>	<i>ACC</i>	<i>24-7</i>
27 Missouri	SEC	22-12
28 <i>Pitt</i>	<i>ACC</i>	<i>26-7</i>
29 WKU	C-USA	31-4
30 Colorado State	MWC	29-4

QUICK FACTS

University Name Virginia Tech
 Location Blacksburg, Va.
 Founded 1872
 Enrollment 34,440
 President Dr. Timothy Sands
 Director of Athletics Whit Babcock
 Nickname Hokies
 Mascot Hokie Bird
 Colors Chicago Maroon and Burnt Orange
 Affiliation NCAA Division I
 Conference Atlantic Coast

2018 Key Information**RETURNING STARTERS (4 + Libero)**

Rhegan Mitchell	S	Racked up 1,122 assists (9.93 a/s), 243 digs, 66 kills
Carol Raffety	L/DS	Team-high 440 digs, 32 SA, 102 assists
Kaity Smith	OH	Posted 309 kills, 190 digs, ACC All-Freshmen Team
Ester Talamazzi	OH	Turned in 290 kills, 229 digs, 27 aces, 24 blocks
Jaila Tolbert	RS	Tallied a team-high 318 kills (.318 clip), 2nd team All-ACC

OTHERS RETURNING (5)

Melody Caloyannides	OH	Posted 15 kills, 22 digs in 15 sets
Marisa Cerchio	MB/OH	Registered 114 kills, 25 blocks, 15 digs in 76 sets
Abby McKinzie	L/DS	Recorded 103 digs, six aces in 89 sets
Kylie Thomas	L/DS	Tallied 78 digs, eight aces in 53 sets
Kai Young	MB	Collected 20 kills, 22 blocks in 34 sets

NEWCOMERS (6)

Talyn Jackson	S	Senior Aces Top 150, NIAA all-state, three-time All-League
Sarah Jane Lynch	S	Senior Aces Top 150, GHSA all-state, AAU All-American
Angel Robinson	MB	Led North Norman HS to state finals twice, OSSAA all-state
Jennifer Williams	OH	Led Robert E. Lee HS to state final, VHSL all-state
Tessa Wyner	OH	Three-time West Virginia Gatorade Player of the Year
Peyton Yelich	MB	IHSAA all-state, led Crown Point HS to state final

STARTERS LOST (2)

Cara Cunningham	MB	Team-high 81 blocks, 132 kills, hit .246
Stacey Christy	MB	Hit .291 with 160 kills, 70 blocks

No.	Name	Pos.	Ht.	Cl.	Hometown	High School (Previous School)
1	Kaity Smith	OH	6'1"	So.	Florence, Ky.	Randall Cooper
4	Jaila Tolbert	RS	6'1"	Sr.	Minneapolis, Minn.	Breck School
5	Carol Raffety	L/DS	5'11"	Jr.	Novato, Calif.	Marin Catholic
6	Angel Robinson	MB	6'0"	Fr.	Norman, Okla.	Norman North
7	Tessa Wyner	OH	5'11"	Fr.	Charleston, W.Va.	George Washington
9	Rhegan Mitchell	S	5'8"	r-Sr.	Peachtree City, Ga.	McIntosh
10	Kylie Thomas	L/DS	5'7"	So.	Sterling, Va.	Potomac Falls
11	Sarah Jane Lynch	S	6'2"	Fr.	Roswell, Ga.	Mount Pisgah Christian
13	Peyton Yelich	MB	6'3"	Fr.	Crown Point, Ind.	Crown Point
14	Ester Talamazzi	OH	6'0"	So.	Campo Ligure, Genoa, Italy	Liceo Scientifico A. Antonelli
16	Jennifer Williams	OH	6'1"	Fr.	Staunton, Va.	Robert E. Lee
19	Marisa Cerchio	MB/OH	6'3"	So.	Cincinnati, Ohio	Turpin
20	Abby McKinzie	L/DS	5'9"	Jr.	East Leroy, Mich.	St. Philip Catholic Central
21	Melody Caloyannides	OH	6'0"	Jr.	Reston, Va.	South Lakes
22	Kai Young	MB	5'11"	So.	Charlotte, N.C.	Charlotte Christian
23	Talyn Jackson	S	5'11"	Fr.	Gardnerville, Nev.	Douglas

Head Coach: Jill Wilson (LSU, 2001), 2nd Season**Associate Head Coach:** John Wasielewski (Penn State, 1990), 2nd season**Assistant Coach:** Thomas Amberg (UCLA, 2012), 2nd season**Volunteer Assistant Coach:** Kayla Schanback (Campbell, 2018), 1st season**Director of Operations:** Leah Joseph (Georgia Southern, 2016), 2nd season**Head Manager:** Kayla Resco, 2nd season**Pronunciations**

Melody Caloyannides: cal-oh-yahn-EE-dis	Marisa Cerchio: SIR-ko	Jaila Tolbert: JAY-lah
Ester Talamazzi: Tal-uh-MAHT-zee	Talyn Jackson: TAL-lynn	Peyton Yelich: Yell-itch
John Wasielewski: Was-uh-LEW-ski	Rhegan Mitchell: like (Ronald) Reagan	



**2018 ACC Standings**

Team	Overall	ACC	Pct.
1. No. 9 Pitt	9-0	0-0	1.00
2. Boston College	9-1	0-0	.900
Virginia Tech	9-1	0-0	.900
4. Georgia Tech	9-2	0-0	.818
5. Notre Dame	6-2	0-0	.750
6. Clemson	7-3	0-0	.700
7. Duke	6-3	0-0	.667
RV Louisville	6-3	0-0	.667
9. NC State	5-3	0-0	.625
10. Miami (Fla.)	4-3	0-0	.571
11. Florida State	4-5	0-0	.444
12. Virginia	4-6	0-0	.400
Syracuse	2-3	0-0	.400
14. North Carolina	3-5	0-0	.375
15. Wake Forest	2-6	0-0	.250

2018 Preseason ACC Coaches' Poll

1. Pitt (196 points)
2. Louisville (180)
3. Florida State (171)
4. Notre Dame (137)
5. Duke (134)
6. North Carolina (121)
7. Miami (117)
7. NC State (117)
9. Syracuse (110)
10. Georgia Tech (68)
- 11. Virginia Tech (55)**
12. Clemson (54)
13. Wake Forest (51)
14. Virginia (37)
15. Boston College (27)

2018 ACC Preseason All-Conference

Kaylin Korte, Sr., OH/RS, Clemson
 Leah Meyer, Jr., MB, Duke
 Payton Caffrey, Jr., OH, Florida State
 Taryn Knuth, So., MB, Florida State
 Jasmine Bennett, Sr., MB, Louisville
 Melanie McHenry, Jr., OH, Louisville
 Wilma Rivera, Sr., S, Louisville
 Molly Sauer, Sr., L, Louisville
 Haley Templeton, R-Sr., S, Miami
 Melissa Evans, So., OPP, NC State
 Kylie Pickrell, Sr., S, NC State
 Ryann DeJarld, Sr., L, Notre Dame
 Jemma Yeadon, Jr., OH, Notre Dame
 Kamalani Akeo, Sr., S, Pitt
 Nika Markovic, Jr., RS, Pitt
 Stephanie Williams, R-Jr., OH, Pitt
 Santita Ebangwese, Sr., MB, Syracuse
Jaila Tolbert, Sr., RS, Virginia Tech

GREENSBORO, N.C. – Pitt has been chosen as the 2018 Atlantic Coast Conference volleyball preseason favorite in a vote of the league's 15 head coaches, announced on Aug. 3.

The reigning ACC Co-Champion Panthers received all 14 possible first-place votes and 196 points, as coaches were not allowed to vote for their own teams.

HOLDING THEM DOWN

- Tech has had a knack for holding its opponents' hitting percentages to low clips through the first three weekends of action.
- Of the Hokies' 10 matches, four opponents have hit under .100.
- Only trailing ACC foes Notre Dame and Boston College, Tech is third in the ACC for opponent hitting percentage average with a mark of .137.

#	Name	Sets	Kills	Attacks	Avg.
1.	Notre Dame	27	262	1,006	.094
2.	Boston College	35	372	1,253	.124
3.	Virginia Tech	35	363	1,134	.137
4.	Louisville	31	325	991	.147
5.	Pittsburgh	32	343	1,004	.168

BLOCK PARTY

- Sophomore Marisa Cerchio averaged 0.33 blocks per set her first year in the maroon and orange, playing a reserve role at middle blocker.
- With three matches in a starter role opening weekend, Cerchio tallied at least four blocks per match in the Queen City.
- The Ohio native's 1.73 blocks per set was the top mark in the ACC after opening weekend. This past weekend, Cerchio racked up 18 blocks to make her average on the season fourth best in ACC.

BLOCK PARTY II

- Tech recorded 34 blocks opening weekend and won the block battle in all three matches against its opponents in Charlotte. Out of Tech's 31 matches last fall, it only won the block battle nine times.
- Of the nine matches, it went 5-4 in those contests. Vice versa, when it did not win the block battle, it went 4-17.
- The Hokies finished last in the ACC in blocks per set, owning an average of 1.70. With hopes of improving upon that number, Tech is off to a strong start with a clip of 2.43 – sixth best in the ACC.

FRIENDS OR FOES

- This past summer, Baylor's Yossiana Pressley and Tech's Jaila Tolbert played on the U.S. Collegiate National Team - Detroit.

CURRY SAYS A FEW WORDS

- Tech volleyball alum Sonya Curry, formerly Adams and wife of Tech men's basketball standout Dell Curry, was in Charlotte last weekend and gave the Hokies a pep talk before their match against the 49ers inside Halton Arena.
- The talk, which was giving them encouragement on and off the court, seemed to work as Tech went on to stay perfect on the weekend with a 3-2 win over Charlotte.

**CAREER HIGHS FOR DAYS**

- Sophomore Kai Young, a native of Charlotte, North Carolina, put on for her city in the final match against her hometown 49ers.
- The middle blocker rewrote her career high for kills and blocks. Her previous bests were seven in each department and that came in the same match against Boston College on Oct. 29, 2017.
- Middle blocker Marisa Cerchio had herself a day against the 49ers, too, tallying a line of 15 kills and 10 blocks to mark her first-ever double-double.
- Cerchio's top previous numbers were 12 kills against Virginia on Sept. 27, 2017, and three blocks versus Ole Miss on Sept. 1, 2017.

RACKING IT UP

- With trips to the states of North Carolina, Ohio and Texas for nonconference tournaments, the Hokies will rack up over 3,500 miles of travel.
- The closest of the three trips will be to Charlotte, North Carolina (173 miles one way).

THE SCHEDULE

- Tech's opponents in 2018: 14 registered winning seasons, nine collected 20 or more wins and eight finished the year inside the top 50 RPI last fall.
- The ACC sent six teams to the NCAA Tournament in 2017, including Pitt, Florida State, Louisville, Miami (Fla.), NC State and Notre Dame. Tech will face all six teams this season, with four of the six matches being on the road.

ACC RANKS

- Tech is No. 2 in the ACC for service aces with 1.91, while being No. 2 as well for opponent assists (9.71) and kills (10.37) per set.
- Sophomore Kaity Smith has the ninth-best average for points per set (3.99) and seventh-best aces per set mark (0.40) in the league.
- Outside hitter Ester Talamazzi owns the fifth-best aces per set mark (0.46) in the league. Her eight aces against William & Mary two weeks ago tied the second-most mark in school history with Annie Spicer on Sept. 10, 2004, versus ULM.

SHE DID IT

- Libero Carol Raffety cracked the 1,000-dig plateau last weekend in the third set against IUPUI. She now sits No. 16 all-time, passing Amanda Yelsh (1991-94).

USA - TOLBERT

- Jaila Tolbert tried out in Colorado Springs, Colorado this spring and made the U.S. Collegiate National Team.
- The Minnesota native competed on the red, white blue in Detroit for over a week with 23 other collegiate student-athletes.
- She was assigned to one of two 12-member teams that played three exhibitions against each other, with her team winning 2-1.
- Tolbert hopes to bring what she learned on the trip back to Tech and on the court.



LAST TIME THE TEAM...

Won a match.....	VCU, 3-0, 9/11/18
Lost a match.....	vs. Samford, 3-1, 9/8/18
Won at home.....	VCU, 3-0, 9/11/18
Lost at home.....	Pitt, 3-0, 11/24/17
Won on the road.....	at Ohio, 3-1, 9/7/18
Lost on the road.....	vs. Samford, 3-1, 9/8/18
Won in three sets.....	VCU, 3-0, 9/11/18
Lost in three sets.....	vs. Samford, 3-1, 9/8/18
Won in four sets.....	at Ohio, 3-1, 9/7/18
Lost in four sets.....	Florida State, 3-1, 11/17/17
Won in five sets.....	at Charlotte, 3-2, 08/25/18
Lost in five sets.....	Duke, 3-2, 10/22/17
Beat an ACC team.....	Virginia, 3-2, 11/22/17
Lost to an ACC team.....	Pitt, 3-0, 11/24/17
Beat an ACC team at home.....	Virginia, 3-2, 11/22/17
Lost to an ACC team at home.....	Pitt, 3-0, 11/24/17
Beat an ACC team on the road.....	at Virginia, 3-1, 9/27/17
Lost to an ACC team on the road.....	at Louisville, 3-0, 11/12/17
Beat a nonconference team.....	VCU, 3-0, 9/11/18
Lost to a nonconference team.....	vs. Samford, 3-1, 9/8/18
Beat nonconference team at home.....	VCU, 3-0, 9/11/18
Lost to nonconference team at home.....	ETSU, 3-0, 9/16/17
Beat nonconference team on road.....	at Ohio, 3-1, 9/7/18
Lost to nonconference team on road.....	vs. Samford, 3-1, 9/8/18
Beat a ranked team.....	at No. 19 Michigan State, 3-1, 9/4/15
Lost to a ranked team.....	at No. 19 Florida State, 3-1, 9/24/17
Beat an unranked team.....	VCU, 3-0, 9/11/18
Lost to an unranked team.....	vs. Samford, 3-1, 9/8/18

Started a season 9-0.....	2009
Was 10 matches over .500 in a season.....	2013 (11 matches over .500 at 12-1)
Had 70 or more kills in a match.....	Idaho State, 75, 8/25/17
Had 200 or more attacks in a match.....	Chattanooga, 204, 9/19/15
Hit .300 or better in a match.....	VCU, 3-0, 9/11/18
Hit .400 or better in a match.....	vs. South Dakota State, .402, 8/25/17
Had 65 or more assists in a match.....	at Charlotte, 67, 08/25/18
Had 10 or more aces in a match.....	Robert Morris, 13, 9/1/18
Had 75 or more digs in a match.....	at Charlotte, 81, 08/25/18
Had 85 or more digs in a match.....	Appalachian State, 85, 08/26/16
Had 10.0 or more blocks in a match.....	vs. IUPUI, 14, 9/7/18
Had 20.0 or more blocks in a match.....	Virginia, 20, 11/28/15



Virginia Tech's volleyball team went 2-0 against rival Virginia in the Commonwealth Clash, presented by Virginia529, in 2017.

LAST TIME AN INDIVIDUAL...

Had 20 or more kills in a match.....	Virginia, 21, Kaity Smith, 11/22/17
Had 30 or more kills in a match.....	vs. Idaho State, 30, Kaity Smith, 8/25/17
Had 50 or more attacks in a match.....	vs. Idaho State, 51, Kaity Smith, 8/25/17
Hit over .500 in a match.....	VCU, .625, Jaila Tolbert, 9/11/18
Hit over .600 in a match.....	VCU, .625, Jaila Tolbert, 9/11/18
Hit over .800 in a match.....	William & Mary, .812, Marisa Cerchio, 8/31/18
Had 45 or more assists in a match.....	Robert Morris, 45, Talya Jackson, 9/1/18
Had 55 or more assists in a match.....	Duke, 55, Rhegan Mitchell, 10/22/17
Had 70 or more assists in a match.....	Liberty, 86, Kelli O'Dell, 10/17/00
Had 4 or more aces in a match.....	Robert Morris, 4, Abby McKinzie, 9/1/18
Had 8 or more aces in a match.....	William & Mary, 8, Ester Talamazzi, 8/31/18
Had 25 or more digs in a match.....	Radford, 27, Carol Raffety, 9/16/16
Had 30 or more digs in a match.....	Georgia Tech, 30, Morgan O'Neill, 11/3/12
Had 10 or more blocks in a match.....	at Charlotte, 10, Marisa Cerchio, 8/25/18
Had 15 or more blocks in a match.....	West Virginia, 17, Cheryl Stinson, 10/5/01
Opponent had less than 30 kills in a match.....	Campbell, 27, 8/31/18
Two players had 17 or more kills each in a match.....	Chattanooga (5 sets) - Amanda McKinzie (17), Kennedy Bryan (17) - 9/19/15

What's a Hokie?

The answer leads all the way back to 1896 when Virginia Agricultural and Mechanical College changed its name to Virginia Polytechnic Institute. With the change came the necessity for writing a new cheer and a contest for such a purpose was held by the student body.

Senior O.M. Stull won first prize for his "Hokie" yell which is still used today. Later, when asked if "Hokie" had any special meaning, Stull explained the word was solely the product of his imagination and was used only as an attention-getter for his yell. It soon became a nickname for all Tech teams and for those people loyal to Tech athletics.

The official university school colors - Chicago Maroon and Burnt Orange - also were introduced in 1896. The colors were chosen by a committee because they made a 'unique combination' not worn elsewhere at the time. The official definition of "hokie" is "a loyal Virginia Tech Fan".

RETURNING NUMBERS

- To open the 2018 season, Virginia Tech returns almost all of its kills, assists and digs personnel, but will need a push in the blocks department with departing middle blockers Stacey Christy and Cara Cunningham.

Returning	Kills	Assists	Digs	Blocks	Points
2018	78.3%	95.3%	90.4%	21.4%	76.2%


'17 CLASS OF ACC COACHES

- The Atlantic Coast Conference entered 2017 with four new head coaches from its 15 member institutions, including Clemson's Michaela Franklin, Louisville's Dani Busboom Kelly, Virginia's Aaron Smith and Virginia Tech's Jill Wilson.
- Of the four in their new campaigns, the Cardinals' Busboom Kelly owns the best winning percentage (.750), followed by the Hokies' Wilson (.463), the Tigers' Franklin (.333) and the Cavaliers' Smith (.268).
- Previously, Busboom Kelly was an assistant coach at Nebraska, Franklin was the associate head coach at Iowa, Wilson was the associate head coach at LSU and Smith was the associate head coach at Virginia, then was promoted by the Cavaliers' athletics director at the time, Craig Littlepage.

Name	Team	Overall	ACC	Home	Away	Neutral
Dani Busboom Kelly	Louisville	30-10	18-2	16-1	9-6	5-3
Jill Wilson	Virginia Tech	19-22	4-16	7-9	5-10	6-2
Michaela Franklin	Clemson	14-28	2-18	8-12	2-14	3-3
Aaron Smith	Virginia	11-30	3-17	7-13	4-11	1-5

YEAR 2

- Virginia Tech Athletics last summer implemented a new design on the playing surface at Cassell Coliseum. The basketball and volleyball court displays three iconic campus spots - Torgerson Bridge, Burruss Hall and War Memorial Chapel.
- In addition to the court redesign, Tech redid the floors at the men's basketball practice facility and volleyball practice gym, at a cost of about \$35,000.



RECORD WHEN...

Overall:	9-1
Home:	4-0
Away:	2-0
Neutral:	3-1
Three-set match:	5-1
Four-set match:	3-0
Five-set match:	1-0
Win first set:	6-0
Lose first set:	3-1
Win first two sets:	6-0
Split first two sets:	2-0
Lose first two sets:	1-1
Against top-25 teams:	0-0
Against unranked teams:	9-1
ACC:	0-0
Home:	0-0
Away:	0-0
Three-set match:	0-0
Four-set match:	0-0
Five-set match:	0-0
Win first set:	0-0
Lose first set:	0-0
Win first two sets:	0-0
Split first two sets:	0-0
Lose first two sets:	0-0
Against top-25 teams:	0-0
Higher hitting % than opponent:	8-0
Lower hitting % than opponent:	0-1
Hit over .400:	0-0
Hit over .300:	4-0
Hit over .200:	3-0
Hit under .200:	1-1
Opponent hits under .200:	8-0
More kills than opponent:	9-0
Fewer kills than opponent:	0-1
Same kills as opponent:	0-0
More service aces than opponent:	7-0
Fewer service aces than opponent:	2-1
Same service aces as opponent:	0-0
More digs than opponent:	7-0
Fewer digs than opponent:	2-1
Same digs as opponent:	0-0
More blocks than opponent:	9-0
Fewer blocks than opponent:	0-1
Same blocks as opponent:	0-0
On Tuesday:	1-0
On Wednesday:	0-0
On Friday:	5-0
On Saturday:	3-1
On Sunday:	0-0
In August:	5-0
In September:	3-1
In October:	0-0
In November:	0-0
Current set winning streak:	3
Current set losing streak:	-
Longest set winning streak:	6
Longest set losing streak:	3
Current match winning streak:	1
Current match losing streak:	-
Current ACC match winning streak:	-
Current ACC match losing streak:	-
Longest match winning streak:	6
Longest match losing streak:	1
Current home winning streak:	3
Current home losing streak:	-
Current home ACC winning streak:	-
Current home ACC losing streak:	-

TECH OPENERS

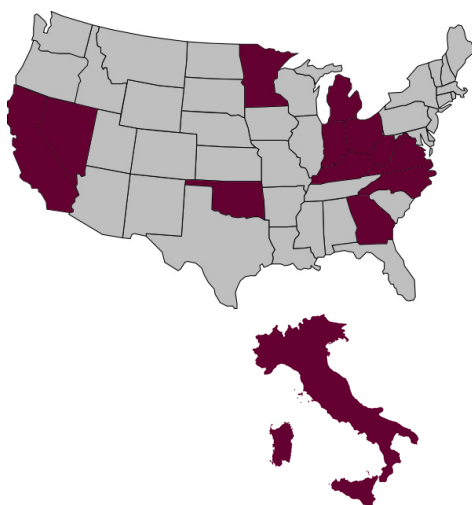
- Head Coach Jill Wilson became just the second coach in Tech history to begin her first two opening weekends with a perfect 6-0 record.
- Chris Riley went 6-0 in 2006 and '07, while the previous next best was Greg Smith (4-2) in 2000 and '01.

DID YOU KNOW

- Virginia Tech's volleyball team squared off against North Carolina inside the Dean Smith Center on Oct. 13, 2017, in front of a crowd of 19,246.
- The 19,246 fans watching the match was the most-ever in an NCAA volleyball match, breaking the previous record of 17,561 on Dec. 19, 2015, between Texas and Nebraska for the championship.
- On Oct. 22, 2017, inside Cassell Coliseum, the Hokies took on Duke and played in their longest match of the season – a five-set affair that was two hours and 30 minutes long.
- It was the longest match for Tech since opening weekend against Milwaukee (2:24). Of Tech's 31 matches in 2017, 14 went over the two-hour mark.
- In 2018, Tech's first match was the fastest in the Jill Wilson era, with it going 1 hour, 5 minutes versus USC Upstate in a 3-0 win. The previous fastest was 1:11 in the second match of the season against South Dakota State, a 3-0 Tech win.

WHERE THEY AT

- Tech has 16 players on the squad who represent 12 states and one international country (Italy).
- Virginia is where the most players are from on the team, making up 18.8 percent.

**TOLBERT REPS ACC**

- Jaila Tolbert was selected as the ACC's lone Student-Athlete Advisory Committee (SAAC) representative on the National Division I SAAC.
- She will vote on proposals regarding welfare for student-athletes - mental health, time demands and more. Tolbert enters her second year of the two-year term and it Tech's first ever.

THE FIRST ONE IS THE SWEETEST

- Tech's Head Coach Jill Wilson took down rival Virginia, 3-1, on Sept. 27, 2017, earning Wilson's first-ever ACC win and the Hokies' first of 2017.
- A few days later, Virginia Tech athletics director Whit Babcock gave Coach Wilson an embroidered volleyball, signifying the first conference win for her, which tasted a little sweeter over an arch rival.
- The two teams compete every year in the Commonwealth Clash and the win gave Tech half a point, its first win of the 2017-18 academic year from the fall sports - made up of men's and women's soccer, football and volleyball.

STATES/COUNTRYVirginia (3)

- #10 Kylie Thomas
- #16 Jennifer Williams
- #21 Melody Caloyannides

Georgia (2)

- #9 Rhegan Mitchell
- #11 Sarah Jane Lynch

Calif., Ind., Ky., Mich., Minn., N.C., Nev., Ohio, Okla., W.Va. (1)

- #1 Kaity Smith (Ky.)
- #4 Jaila Tolbert (Minn.)
- #5 Carol Raffety (Calif.)
- #6 Angel Robinson (Okla.)
- #7 Tessa Wyner (W.Va.)
- #13 Peyton Yelich (Ind.)
- #19 Marisa Cerchio (Ohio)
- #20 Abby McKinzie (Mich.)
- #22 Kai Young (N.C.)
- #23 Talyn Jackson (Nev.)

Italy (1)

- #14 Ester Talamazzi

#FuelTheFire

"We're not there yet. We know we have a lot of work to do, but we're fueling it every single day," Wilson said in a recent radio interview with ESPN Blacksburg. "I can tell you that my players have been here the last part of the summer, and just the whole feel and the atmosphere of the culture is pretty incredible in a year's time. That's really what our theme represents. Our fans ... will see that. There is going to be a big change in the confidence and the culture that is happening. It's really, really exciting to be a part of."

Head volleyball coach **Jill Wilson**

SCOOPING IT UP

- Junior Carol Raffety was a force on the defensive end all season for the Hokies, racking up a team-high 440 digs.
- The libero tallied three matches of 20-plus digs, and had a 18-match streak of 10 or more digs. She already has two 20-plus digs matches in 2018.

A DEBUT FOR THE AGES

- Kaity Smith placed her self in the record books on Aug. 25, 2017, when she led the Hokies to a 3-2 victory over Idaho State.
- Smith's 30 kills against the Bengals did the following in Tech's storied history:
 - Most ever in a debut.
 - Second freshman in school history to have over 30 kills in a match in their first season. Virginia Tech Sports Hall of Famer Lisa Pikalek racked up 38 against Southern Miss on Nov. 7, 1992.
 - Tied for the seventh-most kills in Hokie history.

ACC FRESHMAN OF THE WEEK - 3

- Outside hitter Ester Talamazzi followed in fellow teammate Kaity Smith's footsteps, as she earned her first ACC honor on Sept. 4. Smith earned it in Week 1.
- The Italy native racked up 38 kills, 28 digs and four blocks against Ole Miss, A-State and SMU.
- Smith followed Talamazzi's award 10 weeks later and picked up her second Freshman of the Week, as announced the by the league office Nov. 13.
- The Kentucky native tallied 25 kills, 15 digs and six blocks at Notre Dame and Louisville.

MILESTONES

- The Virginia Tech freshman kills section in the record book took a dent last season as outside hitters Ester Talamazzi and Kaity Smith made their mark on the top-10 list.
- The Italy and Kentucky natives passed Rachel Julian (251 kills), Katie Esbrook (263) and Cara Baarendse (280).
- Talamazzi is tied for eighth all-time with 290 kills, while Smith sits sixth with 309.

#	Name	Year	Kills
1.	Lisa Pikalek	1989	499
2.	Taylor Parrish	2006	444
3.	Jennifer Schmidt	1992	368
4.	Sarah Muñoz	2005	356
5.	Lindsey Owens	2013	311
6.	Kaity Smith	2017	309
7.	Felicia Willoughby	2007	303
8.	Annie Spicer	2001	290
	Ester Talamazzi	2017	290
10.	Cara Baarendse	2009	280

- Libero Carol Raffety finished her sophomore campaign 79 digs away from 1,000 in her career, which she got this past weekend.
- Setter Rhagan Mitchell tallied over 1,000 assists on the year in Tech's clash with FSU on Nov. 17. It marked the first time in her career that she hit the four-digit plateau. It also marks the first time since 2013 that a Hokie racked up over 1,000 assists in a season (Jordan Fish, 1,381).

BACK-TO-BACK CHAMPS

- Virginia Tech won its second tournament in a row on Sept. 2, 2017, claiming the A-State Invitational. It won the Pepsi Panther Invitational opening weekend.
- Five players were named to an All-Tournament Team in nonconference action - Stacey Christy (Pepsi Panther Invitational), Rhagan Mitchell (Pepsi Panther Invitational, A-State Invitational), Kaity Smith (Pepsi Panther Invitational, Thunder Invite), Ester Talamazzi (A-State Invitational) and Jaila Tolbert (A-State Invitational).
- Of those five players, Tech garnered the MVPs from two of the four tournaments - Mitchell (Pepsi Panther Invitational) and Talamazzi (A-State Invitational).

RPI INFO

- The NCAA released the Ratings Percentage Index, its final one, on Dec. 18 - the 10th ranking of the fall.
- The Hokies finished with the No. 183 RPI, which was the 12th best in the ACC topping Virginia (197), Boston College (227) and Clemson (258).
- The ACC had six teams in the top 50, including Louisville (26), Pitt (28), Miami (32), NC State (41), Notre Dame (43) and Florida State (48).
- Among the Power Five, the ACC was tied with the SEC for owning the third-most teams in the top 50 behind the Big Ten (10) and Pac-12 (9). The Big 12 has four teams.
- In 2016, Virginia Tech finished the year with a RPI of 168, the 10th best out of the ACC.

MATCH-BY-MATCH STARTERS

Opponent	Date	MB	MB	OH	OH	RS	S	L
USC Upstate (W, 3-0)	Aug. 24	Marisa Cerchio	Kai Young	Ester Talamazzi	Kaity Smith	Jaila Tolbert	Rhagan Mitchell	Carol Raffety
Presbyterian (W, 3-0)	Aug. 25	Marisa Cerchio	Kai Young	Ester Talamazzi	Kaity Smith	Jaila Tolbert	Rhagan Mitchell	Carol Raffety
Charlotte (W, 3-2)	Aug. 25	Marisa Cerchio	Kai Young	Ester Talamazzi	Kaity Smith	Jaila Tolbert	Rhagan Mitchell	Carol Raffety
William & Mary (W, 3-0)	Aug. 31	Marisa Cerchio	Kai Young	Ester Talamazzi	Kaity Smith	Jaila Tolbert	Rhagan Mitchell	Carol Raffety
Campbell (W, 3-0)	Aug. 31	Marisa Cerchio	Kai Young	Ester Talamazzi	Kaity Smith	Jaila Tolbert	Rhagan Mitchell	Carol Raffety
Robert Morris (W, 3-1)	Sept. 1	Marisa Cerchio	Kai Young	Ester Talamazzi	Kaity Smith	Jaila Tolbert	Talyn Jackson	Carol Raffety
IUPUI (W, 3-1)	Sept. 7	Marisa Cerchio	Kai Young	Ester Talamazzi	Kaity Smith	Jaila Tolbert	Rhagan Mitchell	Carol Raffety
Ohio (W, 3-1)	Sept. 7	Marisa Cerchio	Kai Young	Ester Talamazzi	Kaity Smith	Jaila Tolbert	Rhagan Mitchell	Carol Raffety
Samford (L, 3-0)	Sept. 8	Marisa Cerchio	Kai Young	Ester Talamazzi	Kaity Smith	Jaila Tolbert	Rhagan Mitchell	Carol Raffety



AVCA ACADEMIC HONOR

- The American Volleyball Coaches Association announced that the Virginia Tech volleyball program earned Team Academic Honors for the 2017-18 season.
- The AVCA honored a record 973 teams this year from both the high school and college ranks.
- The award is given to teams that hold an average 3.30 cumulative team GPA during the academic year on a 4.0 scale or 4.10 on a 5.0 scale.
- The Hokies finished the academic year with a cumulative team grade point average of 3.34.
- A total of 145 Division I schools were honored and Tech was one of five ACC schools to make the list, joining Florida State, Louisville, Miami (Fla.) and Pitt.

SMITH LIVED UP TO THE HYPE

- Kaity Smith was included on PrepVolleyball.com's list of Top Impact Freshmen last fall during the preseason.
- Smith had a high school teammate as well who made the list, Keyton Kinley, who is a defensive specialist for Tennessee.
- Smith was named to the PrepVolleyball.com top-five impact freshman from Week 1, after her incredible weekend in Milwaukee.

SMITH'S ROOKIE CAMPAIGN

- Kaity Smith had quite the rookie campaign as the outside hitter sits fifth all-time in Tech history for kills per set by a freshman, passing Lindsey Owens kills per set mark of 2.85 set in 2013.

#	Name	Year	K/S
1.	Lisa Pikalek	1989	3.78
2.	Taylor Parrish	2006	3.73
3.	Sarah Muñoz	2005	3.46
4.	Annie Spicer	2001	3.30
5.	Kaity Smith	2017	3.25

DOUBLING DOWN

- Outside hitter Ester Talamazzi and setter Rhagan Mitchell each tallied double-doubles in Virginia Tech's two matches to kickoff ACC play last season.
- Talamazzi, a freshman at the time, turned in seven double-doubles her first year in Blacksburg, including three straight to begin ACC play. Mitchell posted eight in 2017 and now owns a total of 18 in her storied career.
- Kaity Smith registered five double-doubles her freshman season, with her most recent one being on Nov. 19 against Florida State when she posted 13 kills and digs.
- Smith picked up where she left off in 2017, recording two double-doubles in Charlotte. Sophomore Marisa Cerchio and freshman Talyn Jackson posted the first of their careers, too.

COOKING FOR THE FAM

- During preseason camp, coach Jill Wilson split up the 16 players into four groups and had cooking groups through out the few weeks of camp.
- From entrées to appetizers to desserts, the groups would specialize on a night and make dinner for the team.
- The sophomore from Italy, Ester Talamazzi, stole the show in her group, as she made her favorite tiramisu, a coffee-flavored Italian dessert.

SMITH'S KICK SAVE

- Outside hitter Kaity Smith made the NCAA Volleyball's Twitter account's top-five plays of opening weekend, with her kick-saving a ball to keep it alive. Tech went on to win the point on an attack error by Charlotte
- Smith finished the day with a double-double, her second of the season.

TEAM MATCH-BY-MATCH

Date	Opponent	sp	attack				set			serve				recept			dig	blocking				bhe	points	score
			k	e	ta	pct	a	ta	pct	sa	se	ta	pct	re	ta	pct		bs	ba	be	total			
Aug 24, 2018	vs USC Upstate	3	44	10	86	.395	41	87	.471	3	5	74	.932	4	45	.911	40	0	18	2	9.0	2	-	3-0
Aug 25, 2018	vs Presbyterian	3	43	20	112	.205	39	112	.348	7	3	74	.959	1	51	.980	49	1	12	1	7.0	2	-	3-0
Aug 25, 2018	at Charlotte	5	69	35	178	.191	67	181	.370	4	6	104	.942	7	90	.922	81	1	34	4	18.0	0	-	3-2
Aug 31, 2018	WILLIAM & MARY	3	35	9	68	.382	28	64	.438	13	6	74	.919	2	37	.946	23	0	12	0	6.0	2	-	3-0
Aug 31, 2018	CAMPBELL	3	37	10	85	.318	35	83	.422	11	8	74	.892	2	46	.957	37	0	10	0	5.0	1	-	3-0
Sep 01, 2018	ROBERT MORRIS	4	59	25	150	.227	52	142	.366	13	9	96	.906	3	70	.957	69	0	12	0	6.0	1	-	3-1
Sep 07, 2018	vs IUPUI	4	56	17	137	.285	53	134	.396	7	7	95	.926	3	65	.954	58	5	18	0	14.0	0	-	3-1
Sep 07, 2018	at Ohio	4	58	16	127	.331	52	128	.406	5	12	98	.878	4	74	.946	56	0	16	0	8.0	0	-	3-1
Sep 08, 2018	vs Samford	3	26	14	86	.140	25	91	.275	0	6	56	.893	4	61	.934	34	1	6	1	4.0	0	-	0-3
Sep 11, 2018	VCU	3	43	12	103	.301	41	104	.394	4	4	74	.946	2	53	.962	39	1	14	0	8.0	0	-	3-0
Virginia Tech		35	470	168	1132	.267	433	1126	.385	67	66	819	.919	32	592	.946	486	9	152	8	85.0	8	-	-
		35	363	208	1134	.137	340	1157	.294	32	63	656	.904	68	753	.910	433	11	94	15	58.0	6	-	-

Sets played: 35
Kills per set: 13.43
Assists per set: 12.37

Service aces per set: 1.91
Digs per set: 13.89
Blocks per set: 2.43

Ball handling errors per set: 0.23
Reception errors per set: 0.91



PROGRAM HISTORY

First Year	1977
All-Time Record	735-644-3
Conference Champions	(1) 1972, Metro
Tournament Championships	None
NCAA Tournaments	(1) 2010
NIVC Tournaments (0) Steve Lowe Award	1982
Postseason Record	1-1
Best record	(1992) 26-11
Best in NCAA's	(2010) 1-1
Players signed pro	12 since 2006

CASSELL COLISEUM

Capacity	9,275
Opened	1962
Renovation	2017
Tech Record	372-167 (.690)
Attendance High in 2017	2,361
Winning Seasons	20

MILESTONES HUNT

75 Aces	Carol Raffety, 58
250 Blocks	Jaila Tolbert, 247
1,000 Kills	Jaila Tolbert, 782
1,500 Digs	Carol Raffety, 1,046
3,000 Assists	Rhegan Mitchell, 2,855
100 Matches Played	Rhegan Mitchell, 87

SCOUTING No. 18 BAYLOR

- No. 18 Baylor is coming off a 2-1 weekend at its home tournament, taking down No. 6 Wisconsin 3-1 on Friday, falling to UTRGV 3-2 on Saturday and then coming back later in the evening to defeat Rice 3-1. It owns an overall record of 6-3, but is 0-2 in neutral-site and away matches.
- The Bears started the season off strong, opening up 2018 with a 4-0 record with wins over LSU and No. 21 Marquette. They then took on No. 16 UCLA and No. 23 San Diego, losing both matches. The win over Wisconsin was Baylor's highest-ranked win in program history.
- Head Coach Ryan McGuyre enters his fourth year in Waco and owns an overall record of 69-35 (.663). He has led the Bears to two NCAA Tournament appearances and is the reigning Big 12 Coach of the Year. McGuyre also won three national titles at the NAIA level at Cal Baptist.
- Yossiana Pressley leads the Bears, pacing them with a 5.19 kills per set average, tied for first in the Big 12. Pressley had her best match yet this past weekend, racking up a career-high 32 kills against the then-second-ranked Badgers to earn Big 12 Offensive Player of the Week honors.

SCOUTING UTSA

- Similar to the Hokies, UTSA is coming off of a midweek tilt, playing this past Tuesday against Texas State and losing in straight sets at home. Last weekend, it went 2-1 at the Flo Hyman Collegiate Cup in Houston, Texas, getting wins over Houston and Houston Baptist and losing to Cornell 3-1.
- The Roadrunners enter their home tournament with a 7-3 record. The opening weekend of the season, they won the Army Invitational in West Point, New York.
- Head Coach Laura Neugebauer-Groff enters her 16th year in San Antonio after leading the Roadrunners to a 12-16 overall record last fall and guiding them to the second round of the Conference USA Tournament. Neugebauer-Groff, the winningest coach in school history, owns an overall record of 296-215.
- Freshman Kenedi Rutherford is coming off of her first career start and did not disappoint, pounding down 17 kills versus Texas State. Setter Amanda Gonzales leads the Roadrunners with 330 assists and outside hitter Brianna McCulloch has recorded a team-high 134 kills.

OPPONENT MATCH-BY-MATCH

Date	Opponent	sp	attack				set			serve				recept			dig	blocking				bhe	points	score
			k	e	ta	pct	a	ta	pct	sa	se	ta	pct	re	ta	pct		bs	ba	be	total			
Aug 24, 2018	vs USC Upstate	3	26	25	99	.010	24	97	.247	4	3	48	.938	3	69	.957	28	0	4	3	2.0	0	-	3-0
Aug 25, 2018	vs Presbyterian	3	28	19	101	.089	26	107	.243	1	3	55	.945	7	71	.901	42	1	10	0	6.0	2	-	3-0
Aug 25, 2018	at Charlotte	5	49	22	164	.165	47	172	.273	7	8	98	.918	4	98	.959	63	5	22	7	16.0	0	-	3-2
Aug 31, 2018	WILLIAM & MARY	3	20	21	73	-.014	18	78	.231	2	4	41	.902	13	68	.809	21	2	0	2	2.0	0	-	3-0
Aug 31, 2018	CAMPBELL	3	27	22	92	.054	25	91	.275	2	5	51	.902	12	66	.818	33	0	6	0	3.0	0	-	3-0
Sep 01, 2018	ROBERT MORRIS	4	39	11	129	.217	36	135	.267	3	8	78	.897	13	87	.851	62	0	10	0	5.0	4	-	3-1
Sep 07, 2018	vs IUPUI	4	42	25	135	.126	40	138	.290	3	6	71	.915	7	88	.920	59	1	10	0	6.0	0	-	3-1
Sep 07, 2018	at Ohio	4	50	24	141	.184	46	137	.336	4	11	85	.871	5	86	.942	45	1	8	1	5.0	0	-	3-1
Sep 08, 2018	vs Samford	3	46	15	98	.316	43	96	.448	4	12	73	.836	0	50	1.000	40	1	10	2	6.0	0	-	0-3
Sep 11, 2018	VCU	3	36	24	102	.118	35	106	.330	2	3	56	.946	4	70	.943	40	0	14	0	7.0	0	-	3-0
Opponent totals		35	363	208	1134	.137	340	1157	.294	32	63	656	.904	68	753	.910	433	11	94	15	58.0	6	-	
		35	470	168	1132	.267	433	1126	.385	67	66	819	.919	32	592	.946	486	9	152	8	85.0	8	-	

Sets played: 35
Kills per set: 10.37
Assists per set: 9.71

Service aces per set: 0.91
Digs per set: 12.37
Blocks per set: 1.66

Ball handling errors per set: 0.17
Reception errors per set: 1.94



MATCH-BY-MATCH LEADERS

Opponent	Date	Kills	% (min. 12 A)	Assists	Aces	Digs	Blocks
USC Upstate (W, 3-0)	Aug. 24	14 - Smith	.636 - Tolbert	16 - Mitchell	2 - Talamazzi	9 - (2 players)	5 - (2 players)
Presbyterian (W, 3-0)	Aug. 24	13 - Smith	.480 - Smith	23 - Mitchell	3 - Cerchio	15 - Smith	4 - Cerchio
Charlotte (W, 3-2)	Aug. 25	15 - Cerchio	.300 - Tolbert	48 - Mitchell	1 - (4 players)	22 - Talamazzi	10 - Cerchio
William & Mary (W, 3-0)	Aug. 31	13 - Cerchio	.812 - Cerchio	12 - Mitchell	8 - Talamazzi	6 - Mitchell	4 - Cerchio
Campbell (W, 3-0)	Aug. 31	9 - Tolbert	.562 - Tolbert	15 - (2 players)	3 - Talamazzi	13 - Raffety	3 - Cerchio
Robert Morris (W, 3-1)	Sept. 1	17 - Smith	.429 - Cerchio	45 - Jackson	4 - McKinzie	21 - Raffety	5 - Robinson
IUPUI (W, 3-1)	Sept. 7	18 - Smith	.381 - Tolbert	38 - Mitchell	3 - (2 players)	13 - Talamazzi	9 - Cerchio
Ohio (W, 3-1)	Sept. 7	17 - Tolbert	.500 - Cerchio	42 - Mitchell	2 - Smith	14 - (2 players)	6 - Cerchio
Samford (L, 3-0)	Sept. 8	8 - Tolbert	.357 - Tolbert	19 - Mitchell	None	11 - Raffety	3 - Cerchio
VCU (W, 3-0)	Sept. 11	10 (2 players)	.625 - Tolbert	36 - Mitchell	1 (4 players)	17 - Raffety	5 - Young

DOUBLE-DOUBLES COUNT

Who	What	When
Kaity Smith.....	13 K, 15 D.....	vs. Presbyterian (8/25)
Kaity Smith.....	14 K, 14 D.....	at Charlotte (8/25)
Marisa Cerchio.....	15 K, 10 B.....	at Charlotte (8/25)
Talyn Jackson.....	45 A, 13 D.....	vs. Robert Morris (9/1)
Kaity Smith.....	18 K, 12 D.....	vs. IUPUI (9/7)
Ester Talamazzi.....	10 K, 13 D.....	vs. IUPUI (9/7)
Ester Talamazzi.....	10 K, 10 D.....	at Ohio (9/7)
Kaity Smith.....	14 K, 14 D.....	at Ohio (9/7)

TEAM, PLAYER & OPPONENT HIGHS

Kills

Team	69 at Charlotte (8/25)
Player	Kaity Smith - 18 vs. IUPUI (9/7)
Opponent	50 - Ohio (9/7)

Attack Percentage

Team	.395, 44-10-86 vs. USC Upstate (8/25)
Player (min. 12 kills)	Marisa Cerchio - .812, 13-0-16 vs. William & Mary (8/31)
Opponent	.316, 46-15-98 - Samford (9/8)

Assists

Team	67 at Charlotte (8/25)
Player	Rhegan Mitchell - 48 at Charlotte (8/25)
Opponent	47 - Charlotte (8/25)

Service Aces

Team	13 (2x) last vs. Robert Morris (9/1)
Player	Ester Talamazzi - 8 vs. William & Mary (8/31)
Opponent	7 - Charlotte (8/25)

Digs

Team	81 at Charlotte (8/25)
Player	Ester Talamazzi - 22 at Charlotte (8/25)
Opponent	63 - Charlotte (8/25)

Total Blocks

Team	18 at Charlotte (8/25)
Player	Marisa Cerchio - 10 at Charlotte (8/25)
Opponent	16 - Charlotte (8/25)



Jill WILSON

- Second season at Virginia Tech
- 16th as a coach in Division I
- Produced 15 All-SEC players and '02 ACC Player of the Year
- Averaged 20-plus wins per year at LSU (10 years)

The Wilson File

PERSONAL

BORN: May 6, 1979

HOMETOWN: Richmond, Texas

FAMILY: Husband, Jared

COACHING RECORD AT VIRGINIA TECH: 19-22 (2nd year)

CAREER HEAD COACHING RECORD: 19-22 (.463)

EDUCATION

LSU - Bachelor of Science - Business Admin., 2001

JOINED TECH STAFF: Jan. 12, 2017

YEARS OF COLLEGIATE HEAD COACHING: 1

YEARS OF COLLEGIATE COACHING: 15

COACHING HISTORY

2017- Virginia Tech (Head Coach)

2013-16 LSU (Associate Head Coach)

2007-12 LSU (Assistant Coach)

2006-07 Wake Forest (Assistant Coach)

2002-04 North Carolina (Assistant Coach)

2001-02 Tennessee-Martin (Graduate Assistant)

PLAYING HISTORY

1997-00 LSU (outside hitter)

4-year letterwinner and starter

Ranked 6th in the SEC with 23 service aces senior year

Appeared in the 2000 SEC Tournament finals

POSTSEASON EXPERIENCE

LSU 2014 (First Round - Eugene, Ore.)

Defeated Oklahoma, Loss to Oregon

2013 (First Round - Seattle, Wash.)

Defeated Michigan, Loss to Washington

2010 (First Round - Norman, Okla.)

Loss to Tulsa

2009 (First Round - Baton Rouge, La.)

Defeated Tulane, Loss to Texas A&M

2008 (First Round - Los Angeles, Calif.)

Loss to UCLA

2007 (First Round - Austin, Texas)

Defeated New Mexico State, Loss to Texas

UNC 2002 (Regionals - Lincoln, Neb.)

Defeated Winthrop, South Carolina at home

Loss to Hawai'i

Jill Lytle Wilson was named the head coach of the Virginia Tech volleyball program on January 12, 2017, and enters her second year in Blacksburg.

In her first season as the head coach of the Hokies in 2017, Wilson guided Jaila Tolbert to second-team All-ACC after she owned the highest hitting percentage in the conference for non-middle blockers. Tolbert, a right-side hitter, hit more than .300 in 20 matches and earned Virginia Sports Information Directors (VaSID) all-state honors.

Wilson also was key in the development of Kaity Smith, who was named to the ACC All-Freshman Team, as well as the VaSID Freshman of the Year. Smith started the season breaking a school record, putting down 30 kills in her debut – a program first.

Picking up two wins over Virginia in her first season, Wilson contributed to a full point in the Virginia529 Commonwealth Clash. Wilson led Tech to two nonconference tournament titles her opening season, winning the Pepsi Panther Invitational and A-State Invitational. At the A-State Invitational, the Hokies took down Arkansas State and SMU, two teams that won 20-plus matches and earned a bid to the National Invitational Volleyball Championship (NIVC).

Wilson joined the Hokies after an extremely successful run on the bench at LSU where, as the recruiting coordinator, she signed five top-30 recruiting classes according to PrepVolleyball.com. She also helped lead the Tigers to six NCAA Tournament appearances and the 2009 SEC Championship, as well as 25-win seasons in 2007, 2009 and 2010. The Tigers averaged over 20 wins per season during her time on the LSU staff.

"We are excited to welcome Jill and her husband, Jared, to Virginia Tech," Virginia Tech Director of Athletics Whit Babcock said after the announcement of her hiring. "Jill served as an integral component of an LSU program that became a perennial NCAA tournament team during her tenure in the highly-competitive Southeastern Conference. We heard from some of the most respected coaches in the country about Jill's many talents, and their sentiments were very consistent that the school that recruited her away from her alma mater was going to be fortunate to have Jill lead their volleyball program."

Along with her reputation as a staunch recruiter, Wilson helped produce 15 All-SEC selections, four American Volleyball Coaches Association All-South Region First Team picks and an AVCA First Team All-American and SEC Player of the Year in middle blocker Brittnee Cooper.

No stranger to the ACC, Wilson was an assistant at North Carolina from 2002-04 before serving as the top assistant at Wake Forest in 2006. She coached two All-Americans, an ACC Player of the Year and helped lead the Tar Heels to the 2002 regular season ACC Championship and an NCAA Sweet Sixteen appearance. With the Demon Deacons, Wilson trained outside and right side hitters along with assisting in recruiting prospective student-athletes and organizing all team travel.

Wilson broke into coaching in 2001 as a graduate assistant coach at Tennessee-Martin. The Skyhawks finished the campaign with a 24-7 record and won the Ohio Valley Conference regular season championship.

A four-year starter at outside hitter at LSU from 1997-2000, Wilson ranked sixth in the SEC with 23 service aces during her senior campaign that also saw the Tigers appear in the 2000 SEC Tournament finals.

Wilson exemplified the Virginia Tech spirit of Ut Prosim while she was a student-athlete. She was the Tigers' representative on the women's at-large SEC Good Works Team in 1999-00 and she was named the LSU Student-Athlete Volunteer of the Year in 2000.

The Richmond, Texas native graduated from LSU with a B.S. in business administration with concentration in pre-law. While at UT-Martin, Wilson pursued graduate studies in health and human performance.





KAITY SMITH

Sophomore | 6-1
OH | Florence, Ky.

High School/Club Team
Randall Cooper | Lexington United

Major: Criminology

1

Charlotte Invitational Co-MVP
Charlotte Invitational All-Tournament Team
Hokie Invitational All-Tournament Team
ACC All-Freshman Team
VaSID Freshman of the Year
Prep Volleyball All-Freshman Honorable Mention
2x ACC Freshman of the Week (08/28/17, 11/13/17)
Thunder Invite All-Tournament Team

AT THE NET

- Had seven kills, four digs and a block against VCU (9/11).
- Turned in her fourth double-double of the season versus Ohio (9/7), tallying 14 kills and digs.
- Posted a season-high 18 kills on a .351 hitting percentage while racking up 12 digs and three aces against IUPUI (9/7).
- Had consecutive double-doubles against Presbyterian (13 kills, 15 digs) and Charlotte (14 kills and digs).
- Started the season with posting a career-high hitting percentage (.591) with 14 kills against USC Upstate (8/24).
- Played in 27 matches with 26 starts in 2017.
- Began the 2017 season with a bang, tallying 30 kills in her debut against Idaho State, which was the most in a Hokie debut.

SEASON HIGHS

Kills18 vs. IUPUI (9/7/18)
 Hitting percentage......591 vs. USC Upstate (8/24/18)
 Assists......2 at Charlotte (8/25/18)
 Aces......3 (2x)
 Digs15 vs. Presbyterian (8/25/18)
 Blocks......2 (4x)

CAREER HIGHS

Kills30 vs. Idaho State (8/25/17)
 Hitting percentage......591 vs. USC Upstate (8/24/18)
 Assists......2 (2x)
 Aces......3 (2x)
 Digs15 vs. Presbyterian (8/25/18)
 Blocks......5 vs. Florida State (11/17/17)

2018 MATCH-BY-MATCH STATS

Date	Opponent	attack					set		serve			recept			blocking			team					
		sp	k	a	ta	pt	a	ta	pt	sa	ta	pt	rs	a	ta	pt	bs	ta	pt	bl	pts	hcn	acc
Aug 24, 2018	vs USC Upstate	3	14	1	22	591	0	1	1000	0	1	14	325	0	6	1000	4	0	2	0	0	395	3-0
Aug 25, 2018	vs Presbyterian	3	13	1	25	480	0	3	1000	1	2	16	875	0	11	1000	15	0	0	0	0	205	3-0
Aug 25, 2018	at Charlotte	5	14	13	38	326	2	9	222	1	2	21	925	0	12	1000	14	0	1	0	1	191	3-2
Aug 31, 2018	WILLIAM & MARY	3	10	3	18	389	1	1	1000	3	2	13	846	0	6	1000	1	0	0	0	0	382	3-0
Aug 31, 2018	CAMPBELL	3	8	3	20	250	1	1	1000	2	2	13	846	1	10	900	7	0	2	0	2	318	3-0
Sep 01, 2018	ROBERT MORRIS	4	17	7	42	238	1	3	1000	2	3	9	867	0	6	1000	8	0	2	0	2	227	3-1
Sep 07, 2018	vs IUPUI	4	18	5	37	351	1	2	500	3	3	20	850	1	9	889	12	0	1	0	1	285	3-1
Sep 07, 2018	at Ohio	4	14	5	27	333	0	2	1000	2	3	17	824	0	18	1000	14	0	2	0	2	331	3-1
Sep 08, 2018	vs Samford	3	5	2	25	120	1	3	333	0	3	10	700	2	10	800	7	0	0	0	0	140	0-3
Sep 11, 2018	VCU	3	7	6	25	265	0	1	1000	0	1	17	941	2	10	800	4	0	1	0	1	301	3-0
Totals		35	120	46	279	265	7	24	292	14	22	150	853	6	98	939	86	0	11	0	11	0	-

Sets played: 35
Kills per set: 3.43
Assists per set: 0.20
Service aces per set: 0.40
Digs per set: 2.46
Blocks per set: 0.31



JAILA TOLBERT (JAY-lah)

Senior | 6-1
RS | Minneapolis, Minn.

High School/Club Team
Breck | MN Select

Major: International Business

4

Charlotte Invitational All-Tournament Team
Bobcat Invitational All-Tournament Team
2017-18 All-ACC Academic Volleyball Team
2017-18 ACC Academic Honor Roll
U.S. Women's Collegiate National Team - Detroit Invitee
All-ACC Second Team
VaSID First Team All-State
2017-18 SAAC Division I ACC representative

AT THE NET

- Hit her second-highest mark of the season, tallying a clip of .625 with 10 kills and four blocks versus VCU (9/11).
- Recorded a season-high 17 kills on a .467 hitting percentage and had four blocks against Ohio (9/7).
- Had two season highs with four digs and six blocks, while putting down 14 kills versus Charlotte (8/25).
- Hit .636 (7 kills, 11 attempts) and posted five blocks to begin the season against USC Upstate (8/24).
- Played in all 31 matches with 26 starts in 2017.
- Tallied six straight matches of hitting over .300 in ACC play.
- Led the ACC in hitting percentage among non-middle blockers, was seventh among all positions with a .331 clip.

SEASON HIGHS

Kills17 at Ohio (9/7/18)
 Hitting percentage......636 vs. USC Upstate (8/24/18)
 Assists......1 vs. Robert Morris (9/1/18)
 Aces.....
 Digs......4 at Charlotte (8/25/18)
 Blocks......6 at Charlotte (8/25/18)

CAREER HIGHS

Kills22 at NC State (10/15/17)
 Hitting percentage......733 vs. Pitt (9/28/16)
 Assists......2 (2x)
 Aces......2 vs. South Dakota State (8/25/17)
 Digs6 (2x)
 Blocks......7 vs. Appalachian State (8/26/16)

2018 MATCH-BY-MATCH STATS

Date	Opponent	attack			set			serve			recept			blocking			team		
		sp	k	a	pt	a	pt	sa	ta	pt	rs	ta	pt	bs	ta	pt	bbs	pts	hrcs
Aug 24, 2018	vs USC Upstate	3	7	0	11	636	0	0	0	0	0	0	0	0	0	0	3	0	3
Aug 25, 2018	vs Presbyterian	3	8	6	18	444	0	2	0	0	0	0	0	0	0	0	1	0	205
Aug 25, 2018	at Charlotte	5	14	5	30	300	0	0	0	0	0	0	0	0	0	0	4	0	191
Aug 31, 2018	WILLIAM & MARY	3	3	3	11	273	0	0	0	0	0	0	0	0	0	0	0	0	382
Aug 31, 2018	CAMPBELL	3	9	0	16	562	0	1	0	0	0	0	0	0	0	0	3	0	318
Sep 01, 2018	ROBERT MORRIS	4	12	8	29	414	1	1	0	0	0	0	0	0	0	0	2	0	227
Sep 07, 2018	vs IUPUI	4	12	4	21	381	0	1	0	0	0	0	0	0	0	0	2	0	285
Sep 07, 2018	at Ohio	4	17	3	30	467	0	1	0	0	0	0	0	0	0	0	1	0	331
Sep 08, 2018	vs Samford	3	8	3	14	257	0	2	0	0	0	0	0	0	0	0	2	0	140
Sep 11, 2018	VCU	3	10	0	16	625	0	0	0	0	0	0	0	0	0	0	2	1	301
Totals		35	100	32	196	347	1	8	125	0	0	0	0	2	1000	20	1	32	0
Sets played: 35																			
Kills per set: 2.86		Digs per set: 0.57																	
Assists per set: 0.03		Blocks per set: 0.94																	



CAROL RAFFETY

Junior | 5-11
L/DS | Novato, Calif.

High School/Club Team
Marin Catholic | Absolute

Major: Criminology

5

Hokie Invitational All-Tournament Team

AT THE NET

- Has had a knack as a late for distributing, owning three or more assists her last four matches at the libero position.
- Tallied 17 digs, four assists and an ace versus VCU (9/11).
- Posted 14 digs, five assists and an ace against Ohio (9/7).
- Recorded 13 digs, including her 1,000th career dig in the third set to become the 17th Hokie to ever accomplish the feat, and three assists versus IUPUI (9/7).
- Collected a season-high 21 digs and dished out two assists against Robert Morris (9/1).
- Scooped up 20 digs, and recorded four assists and an ace versus Charlotte (8/25).
- Dished out seven assists and tallied five digs in the season opener against USC Upstate (8/24).
- Played in all 31 matches in 2017.
- Had a career night against Milwaukee, tallying 14 digs and set two career highs - assists (7) and service aces (4).
- Tallied 14-plus digs in all three matches at the A-State Invite.
- Scooped up 10-plus digs in 18 straight matches.
- Broke the freshman digs record with 481 in 2016, a mark that had been held by Amanda Cloyd since 2004.

SEASON HIGHS

Kills.....1 vs. IUPUI (9/7/18)
Hitting percentage.....333 vs. IUPUI (9/7/18)
Assists.....7 vs. USC Upstate (8/25/18)
Aces.....2 vs. Presbyterian (8/25/18)
Digs21 vs. Robert Morris (9/1/18)
Blocks.....

CAREER HIGHS

Kills.....9 at Florida State (10/14/16)
Hitting percentage.....1.00 at No. 19 Florida State (9/24/17)
Assists.....7 (2)
Aces.....4 at Milwaukee (8/26/17)
Digs28 vs. Appalachian State (8/26/16)
Blocks.....1 at Florida State (10/14/16)

2018 MATCH-BY-MATCH STATS

Date	Opponent	sp	k	a	ta	pt	sa	ta	pt	se	ta	pt	re	ta	pt	di	bs	ba	be	total	bhe	points	team	hlt%	score
Aug 24, 2018	vs USC Upstate	3	0	0	0	0	0	0	0	0	0	0	0	0	0	0	0	0	0	0	0	0	0	0	0
Aug 25, 2018	vs Presbyterian	3	0	0	0	0	0	0	0	0	0	0	0	0	0	0	0	0	0	0	0	0	0	0	0
Aug 25, 2018	at Charlotte	5	0	0	0	0	0	0	0	0	0	0	0	0	0	0	0	0	0	0	0	0	0	0	0
Aug 31, 2018	WILLIAM & MARY	3	0	0	0	0	0	0	0	0	0	0	0	0	0	0	0	0	0	0	0	0	0	0	0
Aug 31, 2018	CAMPBELL	3	0	0	0	0	0	0	0	0	0	0	0	0	0	0	0	0	0	0	0	0	0	0	0
Sep 01, 2018	ROBERT MORRIS	4	0	0	0	0	0	0	0	0	0	0	0	0	0	0	0	0	0	0	0	0	0	0	0
Sep 07, 2018	IUPUI	4	1	0	3	333	3	6	500	0	0	22	1,000	2	39	949	13	0	0	0	0	0	0	0	0
Sep 07, 2018	at Ohio	4	0	0	2	0	0	0	0	0	0	0	0	0	0	0	0	0	0	0	0	0	0	0	0
Sep 08, 2018	vs Samford	3	0	0	0	0	0	0	0	0	0	0	0	0	0	0	0	0	0	0	0	0	0	0	0
Sep 11, 2018	VCU	3	0	0	0	0	0	0	0	0	0	0	0	0	0	0	0	0	0	0	0	0	0	0	0
Totals		30	1	0	6	167	39	109	358	6	8	136	541	9	214	558	125	0	0	0	0	0	0	0	0

Sets played: 35
Kills per set: 0.03
Assists per set: 1.11

Service aces per set: 0.17
Digs per set: 3.57



ANGEL ROBINSON

Freshman | 6-0
MB | Norman, Okla.

High School/Club Team
Norman North | Peak

Major: University Studies

6

AT THE NET

- Played in two set against Samford (9/8).
- Recorded her best match to date, posting three kills and five blocks, both career highs, versus Robert Morris (9/1).
- Tallied her first-ever ace against William & Mary (8/31).
- Put down the first kill of her career versus Presbyterian (8/25).
- Debut came against USC Upstate (8/24) in the season opener, tallying a block.
- Four-year letterwinner coached by Stephanie Kane at North Norman.
- Guided North Norman to the OSSAA 6A State Championship matches two years in a row, finishing runner-up in 2016 and 2017.
- Also led the Timberwolves to an unblemished record in conference play and a 31-4 overall record in 2017.
- 2017 OSSAA All-State Big West selection.
- 2017 OSSAA All-State Tournament Team selection.
- Team captain in 2017.
- Earned the most driven athlete award.
- Tabbed most improved player her ninth-grade season.

SEASON/CAREER HIGHS

Kills.....3 vs. Robert Morris (9/1/18)
Hitting percentage.....500 vs. Presbyterian (8/25/18)
Assists.....
Aces.....1 vs. William & Mary (8/31/18)
Digs
Blocks5 vs. Robert Morris (9/1/18)

2018 MATCH-BY-MATCH STATS

Date	Opponent	attack			set			serve			recept			blocking			team							
		sp	at	ta	pt	sa	ta	pt	se	ta	pt	re	ta	pt	di	bs	ba	be	total	bhe	points	hlt%	score	
Aug 24, 2018	vs USC Upstate	1	0	0	0	0	0	0	0	0	0	0	0	0	0	0	1	0	0	0	0	0	0	0
Aug 25, 2018	vs Presbyterian	2	1	0	2	500	0	0	0	0	0	0	0	0	0	0	0	0	0	0	0	0	0	0
Aug 31, 2018	WILLIAM & MARY	1	0	0	0	0	0	0	0	0	1	1	4	750	0	0	0	0	0	0	0	0	0	0
Sep 01, 2018	ROBERT MORRIS	4	3	0	10	300	0	0	0	0	0	0	0	0	0	0	0	0	0	0	0	0	0	0
Sep 08, 2018	vs Samford	2	0	1	3	333	0	1	0	0	0	0	0	0	0	0	0	0	0	0	0	0	0	0
Totals		9	4	1	15	200	0	1	0	0	1	1	4	750	0	0	0	0	0	0	0	0	0	0

Sets played: 9
Kills per set: 0.44

Service aces per set: 0.11
Blocks per set: 0.07





TESSA WYNER

Freshman | 5-11
OH | Charleston, W.Va.

High School/Club Team
George Washington | River Cities Thunder

Masters: Biology

7

AT THE NET

- Played in a set against Samford (9/8), getting an attack.
- Appeared in a set against William & Mary.
- Debut came versus Presbyterian (8/25), posting an assist.
- Four-year varsity letterwinner coached by Missy Smith at George Washington.
- Three-time West Virginia Gatorade Player of the Year.
- Two-time West Virginia Sports Writers Association Player of the Year.
- Mountain State Athletic Conference Player of the Year.
- Four-time first-team All-State selection.
- Led George Washington to a WVSSAC state championship.
- MaxPreps Underclassmen All-American.
- PrepVolleyball All-American.
- Guided her club team to winning USA 18 Nationals, the first time a team from West Virginia had ever done so.
- Captain.

SEASON/CAREER HIGHS

Kills
Hitting percentage.....1 vs. Presbyterian (8/25/18)
Assists.....
Aces.....
Digs.....
Blocks.....

2018 MATCH-BY-MATCH STATS

Date	Opponent	sp	k	a	ta	ptcl	a	ta	ptcl	sa	se	ta	ptcl	re	ta	ptcl	dig	bs	ba	bs	total	bhe	points	team	hlt%	score
Aug 25, 2018	vs Presbyterian	1	0	1	2	-500	1	1	1.000	0	0	0	.000	1	2	.500	0	0	0	0	0	0	0	-	205	3-0
Aug 31, 2018	WILLIAM & MARY	1	0	0	0	.000	0	0	.000	0	0	0	.000	0	0	.000	0	0	0	0	0	0	0	-	382	3-0
Sep 08, 2018	vs Samford	3	0	0	1	.000	0	0	.000	0	0	1	1.000	0	0	.000	0	0	0	0	0	0	0	-	140	0-3
		3	0	1	3	-333	1	1	1.000	0	0	1	1.000	1	2	.500	0	0	0	0	0	0	0	-	-	-

Sets played: 3
Kills per set: 0.00
Assists per set: 0.33



RHEGAN MITCHELL (like Ronald Reagan)

r-Senior | 5-8
S | Peachtree City, Ga.

High School/Club Team
McIntosh | Tsunami

Major: Human Nutrition, Exercise
(like Ronald Reagan)

9

2017-18 ACC All-Academic Honor Roll Pepsi Panther Invitational MVP Pepsi Panther Invitational All-Tournament Team A-State Invitational All-Tournament Team

AT THE NET

- Turned in 36 assists, five digs, an ace and tied a season-high four kills versus VCU (9/11).
- Had a near double-double against Ohio (9/7), recording 42 assists, nine digs and two kills and blocks.
- Dished out 48 assists and collected nine digs, five blocks and four kills against Charlotte (8/25).
- The 48 assists versus the 49ers marked Mitchell's 17th time of having 45 or more assists in a match.
- Almost had a double-double versus USC Upstate (8/24), registering 14 assists and nine digs in the season opener.
- Played in all 31 matches with 29 starts in 2017.
- Set a career-high 65 assists in the opener against Idaho State, mark finished tied-15th nationally for most assists in a match.
- Was one of only six players in the ACC to own more than 1,000 assists on the year, the first Hokie since 2013 to do so.
- Racked up a team-high eight double-doubles last fall.

SEASON HIGHS

Kills.....4 at Charlotte (8/25/18)
Hitting percentage.....500 at Charlotte (8/25/18)
Assists.....48 at Charlotte (8/25/18)
Aces2 vs. Campbell (8/31/18)
Digs.....9 at Charlotte (8/25/18)
Blocks.....5 at Charlotte (8/25/18)

CAREER HIGHS

Kills.....6 vs. Miami (11/19/17)
Hitting percentage.....1.00 vs. Idaho State (8/25/17)
Assists.....65 vs. Idaho State (8/25/17)
Aces2 at Wake Forest (10/23/15)
Digs.....15 vs. Clemson (10/16/15)
Blocks.....5 (2x)

2018 MATCH-BY-MATCH STATS

Date	Opponent	sp	k	a	ta	ptcl	a	ta	ptcl	sa	se	ta	ptcl	re	ta	ptcl	dig	bs	ba	bs	total	bhe	points	team	hlt%	score
Aug 24, 2018	vs USC Upstate	1	0	3	333	14	37	378	0	0	14	1.000	0	0	.000	0	0	0	0	0	0	0	2	-	265	3-0
Aug 25, 2018	vs Presbyterian	1	0	0	.000	23	50	463	0	0	15	1.000	0	0	.000	6	0	0	0	0	0	0	1	-	205	3-0
Aug 25, 2018	at Charlotte	4	0	8	500	48	129	372	0	1	13	923	0	0	.000	9	0	5	0	5	0	0	-	191	3-2	
Aug 31, 2018	WILLIAM & MARY	1	0	0	.000	12	31	387	1	0	8	1.000	0	0	.000	6	0	0	0	0	0	1	-	382	3-0	
Aug 31, 2018	CAMPBELL	1	0	0	.000	15	41	361	2	0	13	1.000	0	0	.000	1	0	0	0	0	0	0	-	318	3-0	
Sep 07, 2018	vs IUPUI	1	0	0	.000	38	89	427	0	1	19	947	0	1	1.000	7	0	0	0	0	0	0	-	285	3-1	
Sep 07, 2018	at Ohio	2	0	6	333	42	91	462	1	0	18	1.000	0	0	.000	9	0	2	0	2	0	0	-	331	3-1	
Sep 08, 2018	vs Samford	1	0	3	333	19	62	308	0	2	13	946	0	1	1.000	4	0	1	1	1	0	0	-	140	0-3	
Sep 11, 2018	VCU	3	4	0	5	800	36	89	404	1	0	8	1.000	0	0	.000	5	0	0	0	0	0	0	-	301	3-0
		31	12	0	25	480	247	619	399	5	4	121	967	0	2	1.000	60	0	8	1	8	0	4	-	-	-

Sets played: 31
Kills per set: 0.39
Assists per set: 7.97

Service aces per set: 0.16
Digs per set: 1.94
Blocks per set: 0.25





KYLIE THOMAS

Sophomore | 5-7
L/DS | Sterling, Va.

High School/Club Team
Dulles | Potomac Falls

Major: National Security, Foreign Affairs

10

2017-18 ACC Academic Honor Roll

AT THE NET

- Turned in four digs versus VCU (9/11).
- Recorded six digs against Ohio (9/7).
- Tallied seven digs and a career-high three aces versus IUPUI (9/7).
- Scooped up a season-high 10 digs, the second-most of her career, and recorded two assists and an ace against Robert Morris (9/31).
- Scooped up nine digs and recorded an ace and assist against Charlotte (8/25).
- Posted eight digs and a career-high four assists in the season opener versus USC Upstate (8/24).
- Played in 20 matches, drawing one start in 2017.
- Debut at the college level came against Ole Miss, where she tallied a service ace and one dig.
- Followed it up with her best match of the season, posting a career-high 13 digs and two assists versus Arkansas State.
- Tacked on eight digs and two aces in the home opener versus Radford.
- Four-year letterwinner at Potomac Falls HS.
- Three-time all-state.

SEASON HIGHS

Kills
Hitting percentage.....
Assists.....4 vs. USC Upstate (8/24/18)
Aces.....2 at Charlotte (8/25/18)
Digs.....10 vs. Robert Morris (9/1/18)
Blocks.....

CAREER HIGHS

Kills
Hitting percentage.....
Assists.....4 vs. USC Upstate (8/24/18)
Aces.....2 (2x)
Digs.....13 at Arkansas State (9/1/17)
Blocks.....

2018 MATCH-BY-MATCH STATS

Date	Opponent	sp	h	a	ta	pt	sa	se	ts	pt	re	ta	pt	bs	ba	be	bl	pts	team	h%	score		
Aug 24, 2018	vs USC Upstate	3	0	0	0.000	4	7	271	1	1	8	875	0	10	1.000	8	0	0	0.0	0	-	305	3-0
Aug 25, 2018	vs Presbyterian	3	0	0	0.000	1	6	167	1	0	8	1.000	0	10	1.000	6	0	0	0.0	0	-	205	3-0
Aug 25, 2018	at Charlotte	5	0	0	0.000	1	4	250	1	0	27	1.000	1	17	341	9	0	0	0.0	0	-	191	3-2
Aug 31, 2018	WILLIAM & MARY	3	0	0	0.000	1	6	200	0	1	6	833	1	7	857	3	0	0	0.0	0	-	382	3-0
Aug 31, 2018	CAMPBELL	3	0	0	0.000	0	1	0.000	1	0	13	1.000	0	8	1.000	4	0	0	0.0	0	-	318	3-0
Sep 01, 2018	ROBERT MORRIS	4	0	0	0.000	2	4	500	1	1	12	917	0	5	1.000	10	0	0	0.0	0	-	227	3-1
Sep 07, 2018	vs IUPUI	4	0	0	0.000	0	2	0.00	3	1	18	944	0	3	1.000	7	0	0	0.0	0	-	285	3-1
Sep 07, 2018	at Ohio	4	0	0	0.000	0	3	0.00	0	2	17	882	1	10	900	6	0	0	0.0	0	-	331	3-1
Sep 08, 2018	vs Samford	3	0	0	0.000	0	0	0.00	0	0	9	1.000	0	14	1.000	3	0	0	0.0	0	-	140	0-3
Sep 11, 2018	VCU	3	0	0	0.000	0	1	0.00	0	1	12	917	0	12	1.000	4	0	0	0.0	0	-	301	3-0
Totals		30	0	0	0.000	9	33	273	8	7	130	948	3	96	968	60	0	0	0.0	0	-		

Sets played: 35
Assists per set: 0.26
Service aces per set: 0.23
Digs per set: 1.71



SARAH JANE LYNCH

Freshman | 6-2
S | Roswell, Ga.

High School/Club Team
Mount Pisgah Christian | A5

Major: General Engineering

11

AT THE NET

- Has yet to see action.
- Three-year letterwinner coached by Leah Longoria at Mount Pisgah Christian.
- Named to the Class of 2018 Senior Aces Top 150.
- First team GHSA All-State in 2016.
- Honorable mention GHSA All-State in 2014.
- Two-time All-Area selection.
- Team MVP in 2016 and 2014.
- Guided A5 to the 2016 USA Volleyball National Championship crown in 16-U Open Division, while being named to the all-tournament team.
- Tabbed AAU All-American in 2016 after leading A5 to the AAU National Championship in 2016.
- Broke two program records in kills (310) and hitting percentage (.310) as a freshman.
- Named to PrepVolleyball.com Frosh59 list.
- Three-year member of the National Honor Society.
- Georgia Certificate of Merit Scholar.
- President of Mount Pisgah Chapter of the Tri-M Music Honor Society.
- Mount Pisgah Honors Scholarship Program Recipient.

SEASON/CAREER HIGHS

Kills
Hitting percentage.....
Assists.....
Aces.....
Digs.....
Blocks.....



**PEYTON YELICH**

Freshman | 6-3
MB | Crown Point, Ind.

High School/Club Team
Crown Point| Ignite Elite

Major: University Studies

13

AT THE NET

- Has yet to see action.
- Four-year letterwinner coached by Allison Duncan at Crown Point.
- IHSAA All-State selection.
- Two-time all-conference pick.
- Two-time All-Area honoree.
- Led Crown Point to two perfect seasons in conference play, garnering two conference titles and two sectional and regional crowns.
- Guided Crown Point to the IHSAA State Championship match.
- Three-time Indiana All-Star Team member.
- IHSAA North vs. South MVP.
- Three-time Blocker of the Year.
- 2016 AVCA Phenom List honoree.
- Led Ignite Elite to a third-place finish at the 18U Open Divisions in Gold.
- PrepVolleyball.com's Preseason High School All-American Watch List.
- Under Armour All-American Watch List.
- Team captain in 2017.

SEASON/CAREER HIGHS

Kills
Hitting percentage.....
Assists.....
Aces.....
Digs
Blocks.....

**ESTER TALAMAZZI** (Tal-uh-MAHT-zee)

Sophomore | 6-0
OH | Campo Ligure, Genoa, Italy

High School/Club Team
Liceo Scientifico A. Antonelli | Volleyro'

Major: Business

14

2017-18 All-ACC Academic Volleyball Team**2017-18 ACC Academic Honor Roll****ACC Freshman of the Week (9/4/17)****A-State Invitational MVP****A-State Invitational All-Tournament Team****AT THE NET**

- Has owned 10 or more kills in four of her last five matches.
- Tallied 10 kills, seven digs and three blocks versus VCU (9/11).
- Recorded her second double-double of the season, posting 10 kills and digs, two assists and an ace against Ohio (9/7).
- Put down 10 kills, scooped up 13 digs and tied a career-high four blocks versus IUPUI (9/7), her first 2018 double-double.
- Had a season-high 15 kills and seven digs against Robert Morris (9/1).
- Set a career-high eight aces, tied for the second-most in school history, while recording a season-best hitting percentage of .308 with five kills versus William & Mary (8/31).
- Scooped up a career-high 22 digs and put down nine kills in a near double-double effort in Tech's clash with Charlotte (8/25).
- Played in all 31 matches, drawing 26 starts in 2017.
- Posted seven double-doubles her freshman season.
- Tied with Annie Spicer for 8th all-time (290) in freshman kills.

SEASON HIGHS

Kills.....15 vs. Robert Morris (9/1/18)
Hitting percentage.....308 vs. William & Mary (8/31/18)
Assists.....2 vs. Campbell (8/31/18)
Aces.....8 vs. William & Mary (8/31/18)
Digs22 at Charlotte (8/25/18)
Blocks.....4 vs. IUPUI (9/7/18)

CAREER HIGHS

Kills17 vs. Notre Dame (10/8/17)
Hitting percentage.....462 vs. South Dakota State (8/25/17)
Assists3 at Boston College (10/29/17)
Aces.....8 vs. William & Mary (8/31/18)
Digs22 at Charlotte (8/25/18)
Blocks.....4 (3x)

2018 MATCH-BY-MATCH STATS

Date	Opponent	sp	k	a	ta	pt	a	ta	pt	sa	se	ta	pt	re	pt	di	bs	ba	be	total	bhe	points	team	score	
Aug 24, 2018	vs USC Upstate	-3	7	4	19	158	0	0	0.000	2	1	14	125	1	16	338	0	1	0	1.0	0	-	355	3-0	
Aug 25, 2018	vs Presbyterian	-3	8	4	27	148	0	2	0.000	0	0	7	1,000	0	17	1,000	13	0	2	0	2.0	0	-	205	3-0
Aug 25, 2018	at Charlotte	-5	9	7	32	062	0	3	0.000	0	0	12	1,000	2	21	905	23	0	3	2	3.0	0	-	191	3-2
Aug 31, 2018	WILLIAM & MARY	-3	5	1	13	308	0	1	0.000	8	1	29	866	1	9	889	6	0	0	0	0.0	0	-	382	3-0
Aug 31, 2018	CAMPBELL	-3	6	5	19	063	2	4	500	3	0	13	1,000	1	16	838	6	0	1	0	1.0	0	-	318	3-0
Sep 01, 2018	ROBERT MORRIS	-4	15	4	42	262	1	4	250	2	3	15	800	0	7	1,000	7	0	0	0	0.0	0	-	227	3-1
Sep 07, 2018	vs IUPUI	-4	10	2	37	216	1	3	333	0	2	7	714	0	11	1,000	13	0	4	0	4.0	0	-	285	3-1
Sep 07, 2018	at Ohio	-4	10	4	31	194	2	5	400	1	3	21	857	1	19	947	10	0	0	0	0.0	0	-	331	3-1
Sep 08, 2018	vs Samford	-3	6	4	21	095	1	2	500	0	0	8	1,000	1	20	950	2	0	1	0	1.0	0	-	140	6-3
Sep 11, 2018	VCU	-3	10	6	31	128	1	4	250	0	1	10	900	0	13	1,000	7	0	3	0	3.0	0	-	301	3-0
Totals			38	41	272	162	8	28	288	16	11	136	919	7	149	953	95	0	15	2	15.0	0	-		

Sets played: 35

Kills per set: 2.46

Service per set: 0.46

Dig per set: 2.71

Sets played: 35
Kills per set: 2.46
Assists per set: 0.25

Service aces per set: 0.46
Digs per set: 2.71
Blocks per set: 0.43



Freshman | 6-1
OH | Staunton, Va.

High School/Club Team
Robert E. Lee | Richmond

Major: University Studies

16

- Has yet to see action.
- Four-year letterwinner.
- Coached by mom, Jan Williams, at Robert E. Lee.
- First-team All-State.
- Led Robert E. Lee to the VHSL state championship.
- Regional Player of the Year.
- First-team All-Region.
- First-team All-Conference.
- First-team All-District.
- All-City/County Player of the Year.
- Conference Player of the Year.
- Racked up more than 1,000 kills in prep career.
- Finished third all-time in VHSL record book for most career blocks.
- Captain.
- Also played tennis.
- Four-year letterwinner and captain.

Kills

Hitting percentage.....

Assists.....

Aces.....

Digs

Blocks.....



Sophomore | 6-3
MB/OH | Cincinnati, Ohio

High School/Club Team
Turpin | NKYVC

Major: Marketing Management

19

2017-18 ACC Academic Honor Roll

- Hit over .400 for the fifth time this season, tallying a clip of .421 with eight kills, two blocks and an ace versus VCU (9/11).
- Had 12 kills on a .476 clip and six blocks against Ohio (9/7).
- Swatted the second-most attacks of her career versus IUPUI (9/7), tallying nine blocks and eight kills.
- Hit over .400 in all three matches at the Hokie Invitational, earning her MVP honors.
- Hit a season-best .831, the third-best mark in school history, with 13 kills and four blocks against William & Mary (8/31).
- Led the ACC after opening weekend in blocks per set (1.73).
- Played her best match as a Hokie versus Charlotte (8/25), setting two career highs – 15 kills, 10 blocks.
- Tallied a career-high three service aces, seven kills and four blocks against Presbyterian (8/25).
- Played in 27 matches, drawing nine starts in 2017.
- Had seven kills and two blocks in her debut against Idaho St.
- Won a USAV National Championship with NKYVC.

Kills 15 at Charlotte (8/25/18)
Hitting percentage.....831 vs. William & Mary (8/31/18)
Assists 1 at Charlotte (8/25/18)
Aces.....3 vs. Presbyterian (8/25/18)
Digs.....4 vs. Robert Morris (9/1/18)
Blocks 10 at Charlotte (8/25/18)

Kills 15 at Charlotte (8/25/18)
Hitting percentage..... 1.00 vs. Wake Forest (10/20/17)
Assists..... 1 (2x)
Aces..... 3 vs. Presbyterian (8/25/18)
Digs..... 6 vs. Notre Dame (10/8/17)
Blocks 10 at Charlotte (8/25/18)

[illegible]

Sets played: 35
Kills per set: 2.51
Assists per set: 0.03





Major: Communications

20

[illegible]

Sets played: 23 Service aces per set: 0.26
Assists per set: 0.04 Dips per set: 0.39



Major: General Engineering

21

[illegible]

Sets played: 15
Kills per set: 0.53
Assists per set: 0.20





KAI YOUNG

Sophomore | 5-11
MB | Charlotte, N.C.

High School/Club Team
Charlotte Christian | Carolina Union

Major: Public Relations

22

AT THE NET

- Tallied four kills on a .571 clip with her second-most blocks on the season (5) versus VCU (9/11).
- Put down six kills on a .308 clip and had five blocks versus IUPUI (9/7).
- Posted five kills against Campbell (8/31) alongside two blocks while matching her season-high hitting percentage of .308.
- Played her best match yet against Charlotte (8/25), posting two career highs – 13 kills, eight blocks.
- Recorded six kills and three blocks against USC Upstate (8/24) in the season opener.
- Played in 17 matches, drawing two starts in 2017.
- Set two then-career highs with seven kills and seven blocks vs. Boston College.
- Played volleyball and ran track at Charlotte Christian.
- Father, Bryant Young, played football at Notre Dame and was a 14-year NFL veteran with the San Francisco 49ers, earning four Pro Bowls and a XXIX Super Bowl ring. He currently coaches the defensive line for the Atlanta Falcons, entering his second year on the staff under Head Coach Dan Quinn.
- Mother ran track at Notre Dame.

SEASON HIGHS

Kills 13 at Charlotte (8/25/18)
Hitting percentage......308 (2x)
Assists.....
Aces.....
Digs.....1 (2x)
Blocks.....8 at Charlotte (8/25/18)

CAREER HIGHS

Kills 13 at Charlotte (8/25/18)
Hitting percentage.....1.00 (3x)
Assists.....
Aces.....
Digs.....1 (3x)
Blocks.....8 at Charlotte (8/25/18)

2018 MATCH-BY-MATCH STATS

Date	Opponent	attack					at			serve			recept			blocking			team						
		sp	k	e	ta	ptc	a	ta	ptc	sa	se	ta	ptc	re	ta	ptc	bs	ba	be	total	bhe	points	team	hifs	score
Aug 24, 2018	vs USC Upstate	3	5	2	13	.308	0	1	.000	0	0	0	.000	0	0	.000	0	3	0	3.0	0	-	.305	3-0	
Aug 25, 2018	vs Presbyterian	*3	5	5	14	.000	0	1	.000	0	0	0	.000	0	1	1.000	1	0	3	0	3.0	0	-	.205	3-0
Aug 25, 2018	at Charlotte	*3	13	5	27	.296	0	0	.000	0	0	0	.000	0	5	1.000	1	0	8	2	8.0	0	-	.191	3-2
Aug 31, 2018	WILLIAM & MARY	*3	3	2	8	.125	0	0	.000	0	0	0	.000	0	0	.000	0	2	0	2.0	0	-	.382	3-0	
Aug 31, 2018	CAMPBELL	*3	5	1	13	.308	0	0	.000	0	0	0	.000	0	0	.000	0	2	0	2.0	0	-	.318	3-0	
Sep 01, 2018	ROBERT MORRIS	*1	1	3	6	.333	0	0	.000	0	0	0	.000	0	0	.000	0	0	0	0.0	0	-	.227	3-1	
Sep 07, 2018	vs IUPUI	*4	6	2	13	.308	0	1	.000	0	0	0	.000	0	0	.000	1	0	5	0	5.0	0	-	.285	3-1
Sep 07, 2018	at Ohio	*4	3	1	8	.250	0	1	.000	0	0	0	.000	1	1	1.000	0	2	0	2.0	0	-	.331	3-1	
Sep 08, 2018	vs Samford	*2	0	2	2	1.000	0	0	.000	0	0	0	.000	0	0	.000	0	1	0	1.0	0	-	.140	0-3	
Sep 11, 2018	VCU	*3	4	0	7	.571	0	0	.000	0	0	0	.000	0	1	1.000	0	5	0	5.0	0	-	.301	3-0	
Totals		31	46	23	111	.207	0	4	.000	0	0	0	.000	1	8	.875	3	0	31	2	31.0	0	-		

Sets played: 31
Kills per set: 1.48
Digs per set: 0.10
Blocks per set: 1.00



TALYN JACKSON

Freshman | 5-11
S | Gardnerville, Nev.

High School/Club Team
Douglas | Silve State

Major: Unviersity Studies

23

AT THE NET

- Recorded nine assists, two digs and a kill versus IUPUI (9/7).
- Filled in for setter Rhegan Mitchell against Robert Morris (9/1), drawing her first start and did not disappoint by posting 45 assists, 13 digs, two aces – all career highs – and two blocks.
- Collected 15 assists, two kills and a dig versus Campbell (8/31).
- Set a career-high four blocks and posted 11 assists against William & Mary (8/31).
- Tallied 11 assists and a two blocks against Charlotte (8/25).
- Posted nine assists, one kill, dig and block versus Presbyterian (8/25).
- Dished out 16 assists and put down four kills in her debut against USC Upstate (8/24).
- Enrolled in January, practicing with the team this past spring and playing in its scrimmages.
- Four-year varsity letterwinner coached by Suzi Townsell at Douglas.
- Named to the Class of 2018 Senior Aces Top 150.
- Tabbed Soph79 by PrepVolleyball.com.
- Recognized Frosh59 by PrepVolleyball.com.
- USA Volleyball High Performance Indoor Girls' Select National A1 Team member.
- NIAA All-State selection.
- NIACC All-State 4A Academic Team.
- 2017 All-League Player of the Year.
- Ranked first in NIAA in hitting percentage in 2017.
- Racked up four triple-doubles and 20 double-doubles in prep career.

SEASON/CAREER HIGHS

Kills 4 (x2)
Hitting percentage.....1.00 vs. Campbell (8/31/18)
Assists45 vs. Robert Morris (9/1/18)
Aces.....2 vs. Robert Morris (9/1/18)
Digs.....13 vs. Robert Morris (9/1/18)
Blocks.....4 vs. William & Mary (8/31/18)

2018 MATCH-BY-MATCH STATS

Date	Opponent	sp	k	e	ta	ptc	a	ta	ptc	sa	se	ta	ptc	re	ta	ptc	bs	ba	be	total	bhe	points	team	hifs	score
Aug 24, 2018	vs USC Upstate	3	4	0	5	.800	16	24	.667	0	0	0	.000	0	0	.000	1	0	1	2	1.0	0	-	.395	3-0
Aug 25, 2018	vs Presbyterian	3	1	0	5	.200	9	34	.265	0	0	0	.000	0	0	.000	0	0	0	0.0	0	-	.205	3-0	
Aug 25, 2018	at Charlotte	2	0	0	2	.000	11	23	.476	0	0	0	.000	0	0	.000	0	2	0	2.0	0	-	.181	3-2	
Aug 31, 2018	WILLIAM & MARY	3	1	0	2	.500	11	20	.550	0	0	0	.000	0	0	.000	0	4	0	4.0	0	-	.382	3-0	
Aug 31, 2018	CAMPBELL	3	2	0	2	1.000	15	30	.500	0	0	0	.000	0	0	.000	1	0	0	0.0	1	-	.318	3-0	
Sep 01, 2018	ROBERT MORRIS	*4	4	2	7	.286	45	114	.395	2	0	18	1.000	0	0	.000	15	0	2	0	2.0	1	-	.227	3-1
Sep 01, 2018	vs IUPUI	4	1	0	4	.250	9	29	.310	0	0	0	.000	0	0	.000	2	0	0	0.0	0	-	.285	3-1	
Sep 07, 2018	at Ohio	1	0	1	2	.500	3	10	.300	0	0	0	.000	0	0	.000	2	0	0	0.0	0	-	.331	3-1	
Sep 08, 2018	vs Samford	1	0	0	0	.000	0	5	.000	0	0	0	.000	0	0	.000	0	0	0	0.0	0	-	.140	0-3	
Sep 11, 2018	VCU	24	13	0	29	.448	119	288	.412	2	0	18	1.000	0	0	.000	20	0	10	3	10.0	3	-		

Sets played: 24
Kills per set: 0.54
Assists per set: 4.96
Service aces per set: 0.08
Digs per set: 0.83
Blocks per set: 0.42



2018 NCAA STATS

Statistic	National Rank	Conference Rank	Value	National Leader	Value	Conference Leader	Value
Aces Per Set (334 ranked)	8	2	1.97	UNLV	2.30	Notre Dame	2.26
Assists Per Set (334 ranked)	109	9	12.25	Loyola Marymount	15.13	Pittsburgh	13.81
Blocks Per Set (334 ranked)	64	8	2.41	Penn St.	3.45	Syracuse	2.90
Digs Per Set (334 ranked)	222	7	13.97	Northern Ky.	20.09	Notre Dame	18.19
Hitting Percentage (334 ranked)	33	5	0.263	Pittsburgh	0.317	Pittsburgh	0.317
Kills Per Set (334 ranked)	78	7	13.34	Loyola Marymount	16.03	Pittsburgh	14.47
Match W-L Pctg. (316 ranked)	16	3	0.889	9 teams tied	1.000	Pittsburgh Boston College	1.000 1.000
Opp Hitting Percentage (334 ranked)	14	3	0.139	Michigan	0.093	Notre Dame	0.094
Team Assists (334 ranked)	176	7	392	Houston	553	Clemson Georgia Tech	493 493
Team Attacks Per Set (334 ranked)	287	10	32.16	Northern Ky.	41.79	Notre Dame	37.93
Team Digs (333 ranked)	231	8	447	Northern Ariz.	779	Georgia Tech	656
Team Kills (334 ranked)	158	6	427	Houston	589	Georgia Tech	528
Team Service Aces (334 ranked)	23	1	63	Hampton Houston	86 86	Virginia Tech	63
Team Total Attacks (334 ranked)	259	8	1,029	Sacramento St.	1,714	Georgia Tech	1,389
Team Total Blocks (334 ranked)	93	5	77.0	Charlotte	119.0	Georgia Tech	94.0

Statistic	Player	National Rank	Conference Rank	Value	National Leader	Value	Conference Leader	Value
Aces Per Set (149 ranked)	Ester Talamazzi Kaity Smith	39 70	3 5	0.50 0.44	Mariena Hayden, UNLV	1.21	Sydney Bent, Notre Dame	0.58
Assists Per Set (150 ranked)					Tess Reid, Loyola Marymount	13.19	Gabby Easton, Clemson	11.78
Attacks Per Set (150 ranked)					Kaiulani Ahuna, UC Riverside	14.06	Jemma Yeardon, Notre Dame	11.65
Blocks Per Set (300 ranked)	Marisa Cerchio Kai Young	30 297	3 22	1.41 0.93	Reed Copeland, Wyoming	1.88	Meg Morningstar, Notre Dame	1.56
Digs Per Set (150 ranked)					Maurissa Leonard, Toledo	6.59	Ryann DeJarld, Notre Dame	5.78
Hitting Percentage (150 ranked)	Marisa Cerchio	144	14	0.333	Emma Johnson, Loyola Marymount	0.529	Jasmine Bennett, Louisville	0.462
Kills Per Set (150 ranked)	Kaity Smith	128	8	3.53	Jordan Thompson, Cincinnati	5.90	Polina Shemanova, Syracuse	4.45
Kills SG Highs (0 ranked)								
Points (148 ranked)					Jordan Thompson, Cincinnati	257.0	Mariana Brambilla, Georgia Tech	173.5
Points Per Set (150 ranked)	Kaity Smith	103	7	4.13	Jordan Thompson, Cincinnati	6.43	Polina Shemanova, Syracuse	4.90
Service Aces (140 ranked)	Ester Talamazzi Kaity Smith	37 68	2 3	16 14	Mariena Hayden, UNLV	40	Molly Sauer, Louisville	17
Total Assists (150 ranked)					Chelsea Johnson, Idaho St.	458	Gabby Easton, Clemson	436
Total Attacks (150 ranked)					Jordan Thompson, Cincinnati	539	Mariana Brambilla, Georgia Tech	430
Total Blocks (185 ranked)	Marisa Cerchio	31	1	45	Reed Copeland, Wyoming	60	Marisa Cerchio, Virginia Tech	45
Total Digs (298 ranked)					Yumi Garcia, Charlotte	296	Maddie Tippet, Georgia Tech	164
Total Kills (145 ranked)					Jordan Thompson, Cincinnati	236	Sarah Billiard, Virginia	154
Triple Doubles (5 ranked)					Maggie Gibson, IUPUI Miranda Wucherer, Northern Ky.	3 3	Andie Shelton, Duke	2

2018 BOX SCORES



Volleyball Box Score The Automated ScoreBook

USC Upstate vs Virginia Tech (Aug 24, 2018 at Charlotte, N.C.)



#	USC Upstate	Attack					Serve			Block					Pts	
		S	K	E	TA	Pct	Ass	SA	SE	RE	Dig	BS	BA	BE		BH
5	HAAKE, Madison	3	2	2	8	.000	19	1	0	0	8	0	1	0	0	-
6	PHILLIPS, Lauren	3	7	6	24	.042	1	1	1	0	6	0	0	0	0	-
7	DUNCAN, Payton	3	4	5	20	-.050	1	0	0	0	3	0	0	0	0	-
8	DEMPSEY, Lily	2	1	4	8	-.375	0	2	1	0	2	0	1	0	0	-
11	RUSSELL, Emily	3	7	4	21	.143	0	0	0	0	1	0	0	2	0	-
15	KIRKPATRICK, McKenna	3	4	2	13	.154	0	0	0	1	1	0	2	1	0	-
2	MARCUM, Mackenzie	3	0	0	0	.000	3	0	1	1	6	0	0	0	0	-
3	DEAVILLE, Morgan	1	0	0	0	.000	0	0	0	1	0	0	0	0	0	-
12	LAUER, Mackenzie	2	1	2	5	-.200	0	0	0	0	1	0	0	0	0	-
Totals		3	26	25	99	.010	24	4	3	3	28	0	4	3	0	-

Team Attack By Set

Set	K	E	TA	Pct
1	7	10	30	-.100
2	12	6	33	.182
3	7	9	36	-.056

TOTAL TEAM BLOCKS: 2.0

SET SCORES

USC Upstate (0)
Virginia Tech (3)

1 2 3

14 18 15 0-1
25 25 25 1-0

Team Records:

0-1
1-0

#	Virginia Tech	Attack					Serve			Block					Pts	
		S	K	E	TA	Pct	Ass	SA	SE	RE	Dig	BS	BA	BE		BH
1	Kaity Smith	3	14	1	22	.591	0	0	1	0	4	0	2	0	0	-
4	Jaila Tolbert	3	7	0	11	.636	0	0	0	0	3	0	5	0	0	-
9	Rhegan Mitchell	3	1	0	3	.333	14	0	0	0	9	0	0	0	2	-
14	Ester Talamazzi	3	7	4	19	.158	0	2	1	1	9	0	1	0	0	-
19	Marisa Cerchio	3	5	3	12	.167	0	0	1	0	0	5	0	0	0	-
22	Kai Young	3	6	2	13	.308	0	0	0	0	0	3	0	0	0	-
5	Carol Raffety	3	0	0	1	.000	7	0	1	2	5	0	0	0	0	-
6	Angel Robinson	1	0	0	0	.000	0	0	0	0	0	0	1	0	0	-
10	Kylie Thomas	3	0	0	0	.000	4	1	1	0	8	0	0	0	0	-
20	Abby McKinzie	3	0	0	0	.000	0	0	0	1	1	0	0	0	0	-
23	Talyn Jackson	3	4	0	5	.800	16	0	0	0	1	0	1	2	0	-
Totals		3	44	10	86	.395	41	3	5	4	40	0	18	2	2	-

Team Attack By Set

Set	K	E	TA	Pct
1	13	3	25	.400
2	17	3	33	.424
3	14	4	28	.357

TOTAL TEAM BLOCKS: 9.0

Site: Charlotte, N.C. (Halton Arena)

Date: Aug 24, 2018 Attend: 1411 Time: 1:05

Referees: Doug Fagan, Suzanne Dodd

Line judges: Quentin McDaniel, Wayne Burgamy



Volleyball Box Score The Automated ScoreBook

Presbyterian vs Virginia Tech (Aug 25, 2018 at Charlotte, N.C.)



#	Presbyterian	Attack						Serve			Block					Pts
		S	K	E	TA	Pct	Ass	SA	SE	RE	Dig	BS	BA	BE	BH	
3	COOKE, Erin	3	6	4	17	.118	13	0	0	0	8	0	1	0	1	-
9	WILLIAMS, Trinity	3	9	5	23	.174	1	0	2	2	6	0	1	0	0	-
10	EULTZ, Erin	3	1	4	16	-.188	0	0	0	3	9	0	2	0	0	-
14	WRIGHT, Allie	3	4	2	14	.143	0	1	0	0	1	1	1	0	0	-
15	DE JONG, Sydney	3	4	1	12	.250	0	0	0	0	0	0	4	0	0	-
21	JONES, Sierra	3	0	0	1	.000	10	0	0	0	1	0	0	0	1	-
1	GOSNELL, Daley	3	0	0	2	.000	2	0	0	1	14	0	0	0	0	-
8	TALBERT, Lauren	1	0	1	2	-.500	0	0	1	1	0	0	0	0	0	-
23	FARMER, Taylor	1	0	0	0	.000	0	0	0	0	3	0	0	0	0	-
25	DAVIS, Sierra	3	4	2	14	.143	0	0	0	0	0	0	1	0	0	-
Totals		3	28	19	101	.089	26	1	3	7	42	1	10	0	2	-

Team Attack By Set

Set	K	E	TA	Pct
1	13	8	41	.122
2	6	4	23	.087
3	9	7	37	.054

TOTAL TEAM BLOCKS: 6.0

SET SCORES

Presbyterian (0)
Virginia Tech (3)

1 2 3

22 11 21 0-3
25 25 25 2-0

Team Records:

0-3
2-0

#	Virginia Tech	Attack					Serve			Block					Pts	
		S	K	E	TA	Pct	Ass	SA	SE	RE	Dig	BS	BA	BE		BH
1	Kaity Smith	3	13	1	25	.480	0	1	2	0	15	0	0	0	0	-
4	Jaila Tolbert	3	8	6	18	.111	0	0	0	0	1	0	3	0	0	-
9	Rhegan Mitchell	3	0	0	0	.000	23	0	0	0	6	0	0	0	1	-
14	Ester Talamazzi	3	8	4	27	.148	0	0	0	0	13	0	2	0	0	-
19	Marisa Cerchio	3	7	3	19	.211	0	3	0	0	0	1	3	0	0	-
22	Kai Young	3	5	5	14	.000	0	0	0	0	1	0	3	0	0	-
5	Carol Raffety	3	0	0	0	.000	5	2	1	0	5	0	0	0	0	-
6	Angel Robinson	1	1	0	2	.500	0	0	0	0	0	0	0	0	0	-
7	Tessa Wyner	1	0	1	2	-.500	1	0	1	0	1	0	0	0	0	-
10	Kylie Thomas	3	0	0	0	.000	1	1	0	0	6	0	0	0	0	-
20	Abby McKinzie	1	0	0	0	.000	0	0	0	0	1	0	0	0	0	-
23	Talyn Jackson	3	1	0	5	.200	9	0	0	0	1	0	1	1	1	-
Totals		3	43	20	112	.205	39	7	3	1	49	1	12	1	2	-

Team Attack By Set

Set	K	E	TA	Pct
1	12	8	41	.098
2	15	2	28	.464
3	16	10	43	.140

TOTAL TEAM BLOCKS: 7.0

Site: Charlotte, N.C. (Halton Arena)

Date: Aug 25, 2018 Attend: 1411 Time: 1:13

Referees: Suzanne Dodd, Debbie McLamb

Line judges: Douglas Reed, Regina Battle



Volleyball Box Score The Automated ScoreBook

Virginia Tech vs Charlotte (Aug 25, 2018 at Charlotte, N.C.)



#	Virginia Tech	S	Attack				Serve				Block				Pts	
			K	E	TA	Pct	Ass	SA	SE	RE	Dig	BS	BA	BE		BH
1	Kaity Smith	5	14	13	38	.026	2	1	2	0	14	0	1	0	0	-
4	Jaila Tolbert	5	14	5	30	.300	0	0	0	0	4	0	6	0	0	-
9	Rhegan Mitchell	5	4	0	8	.500	48	0	1	0	9	0	5	0	0	-
14	Ester Talamazzi	5	9	7	32	.062	0	0	0	2	22	0	3	2	0	-
19	Marisa Cerchio	5	15	5	41	.244	1	1	2	0	1	1	9	0	0	-
22	Kai Young	5	13	5	27	.296	0	0	0	0	1	0	8	2	0	-
5	Carol Raffety	5	0	0	0	.000	4	1	1	3	20	0	0	0	0	-
10	Kylie Thomas	5	0	0	0	.000	1	1	0	1	9	0	0	0	0	-
20	Abby McKinzie	2	0	0	0	.000	0	0	0	0	1	0	0	0	0	-
23	Talyn Jackson	2	0	0	2	.000	11	0	0	0	0	2	0	0	0	-
	Team									1						-
Totals		5	69	35	178	.191	67	4	6	7	81	1	34	4	0	-

Team Attack By Set

Set	K	E	TA	Pct
1	13	7	30	.200
2	16	10	45	.133
3	16	7	43	.209
4	15	8	40	.175
5	9	3	20	.300

TOTAL TEAM BLOCKS: 18.0

SET SCORES

Virginia Tech (3)
Charlotte (2)

1 2 3 4 5

15 24 25 25 15 3-0
25 26 19 19 9 2-2

Team Records:

3-0
2-2

#	Charlotte	S	Attack				Serve				Block				Pts	
			K	E	TA	Pct	Ass	SA	SE	RE	Dig	BS	BA	BE		BH
1	RICHARDSON, Reena	5	17	6	41	.268	0	1	0	1	7	0	1	1	0	-
2	CURTISS, Jannelle	5	5	1	21	.190	0	0	0	0	2	0	7	1	0	-
7	ROWAN, Sydney	5	13	10	53	.057	0	1	0	1	11	0	0	0	0	-
11	STEELE, Nya	5	0	0	2	.000	27	1	0	0	10	0	0	0	0	-
15	GALLOWAY, Tyra	5	4	0	10	.400	0	0	3	0	0	4	6	3	0	-
18	STONER, Jocelyn	5	6	1	16	.312	0	0	0	0	0	1	5	1	0	-
4	PERRENS, Sofie	5	0	0	0	.000	18	2	2	0	5	0	0	0	0	-
6	BERG, Taylor	3	0	0	0	.000	0	0	0	0	2	0	0	0	0	-
13	GARCIA, Yumi	5	0	2	2	-.000	2	1	1	1	23	0	0	0	0	-
16	SHAW, Molly	5	4	2	19	.105	0	0	0	0	2	0	3	1	0	-
17	HEHR, Kennedy	2	0	0	0	.000	0	1	1	0	0	0	0	0	0	-
	Team									1						
Totals		5	49	22	164	.165	47	7	8	4	63	5	22	7	0	-

2018 BOX SCORES


Volleyball Box Score
The Automated ScoreBook
 Campbell vs Virginia Tech (Aug 31, 2018 at Blacksburg, Va.)


#	Campbell	S	Attack				Pct	Ast	Serve			RE	Dig	Block				BH	Pts
			K	E	TA				SA	SE	RE			BS	BA	BE			
6	MINER, Madee	3	1	1	2	.000	13	0	0	0	7	0	0	0	0	-	-		
7	HEATH,Allena	3	5	1	20	.200	0	0	0	2	1	0	3	0	0	-	-		
10	STOCKING, Jessica	3	3	5	19	-.105	2	1	1	2	11	0	0	0	0	-	-		
12	COLLA, Sarah	3	6	12	29	-.207	0	0	2	3	2	0	0	0	0	-	-		
15	WILSON, Hailey	3	5	1	7	.571	0	0	0	0	1	0	1	0	0	-	-		
17	LINXWILER, Madison	3	2	1	8	.125	0	0	0	0	1	0	0	0	0	-	-		
1	HOLDFORD, Anna Grace	3	0	0	0	.000	7	1	0	0	2	0	0	0	0	-	-		
3	MURRAY, Faith	1	0	0	0	.000	0	0	0	1	0	0	0	0	0	-	-		
5	SCHNEGGENBURGER, H	1	0	0	0	.000	0	0	0	0	0	0	0	0	0	-	-		
11	KANE, Grace	3	0	0	0	.000	3	0	2	3	8	0	0	0	0	-	-		
13	HARTY, Rachel	1	0	0	0	.000	0	0	0	0	0	0	0	0	0	-	-		
14	MITCHELL, Alysha	3	5	1	7	.571	0	0	0	0	0	2	0	0	0	-	-		
	Team										1								
Totals		3	27	22	92	.054	25	2	5	12	33	0	6	0	0				

TOTAL TEAM BLOCKS: 3.0

Team Attack By Set				
Set	K	E	TA	Pct
1	11	9	38	.053
2	10	6	33	.121
3	6	7	21	-.048

SET SCORES

Campbell (0)
Virginia Tech (3)

1 2 3

2-3
5-0

Team Records:

2-3
5-0

#	Virginia Tech	S	K	Attack			Pct	Ast	Serve			RE	Dig	Block				BH	Pts
				E	TA				SA	SE	RE			BS	BA	BE			
1	Kaity Smith	3	8	3	20	.250	1	2	2	1	7	0	2	0	0	0	-	-	
4	Jaila Tolbert	3	9	0	16	.562	0	0	0	0	3	0	2	0	0	0	-	-	
9	Rhegan Mitchell	3	0	0	0	.000	15	2	0	0	1	0	0	0	0	0	-	-	
14	Ester Talamazzi	3	6	5	19	.053	2	3	0	1	6	0	1	0	0	0	-	-	
19	Marisa Cerchio	3	7	1	15	.400	0	2	4	0	2	0	3	0	0	0	-	-	
22	Kai Young	3	5	1	13	.308	0	0	0	0	0	0	2	0	0	0	-	-	
5	Carol Raffety	3	0	0	0	.000	2	1	2	0	13	0	0	0	0	0	-	-	
10	Kylie Thomas	3	0	0	0	.000	0	1	0	0	4	0	0	0	0	0	-	-	
23	Talyn Jackson	3	2	0	2	1.000	15	0	0	0	1	0	0	0	0	1	-	-	
Totals		3	37	10	85	.318	35	11	8	2	37	0	10	0	1	0	-	-	

TOTAL TEAM BLOCKS: 5.0

Team Attack By Set				
Set	K	E	TA	Pct
1	12	3	26	.346
2	13	5	37	.216
3	12	2	22	.455

Site: Blacksburg, Va. (Cassell Coliseum)

Date: Aug 31, 2018 Attend: 842 Time: 1:24

Referees: Daniel Leake, Terry Martin

Line judges: Stacey Younker, Amy Milton


Volleyball Box Score
The Automated ScoreBook
 Robert Morris vs Virginia Tech (Sep 01, 2018 at Blacksburg, Va.)


#	Robert Morris	S	Attack				Pct	Ast	Serve			RE	Dig	Block			BH	Pts
			K	E	TA				SA	SE	RE			BS	BA	BE		
2	LONDOT, Alyson	4	9	5	36	.111	1	0	3	2	14	0	1	0	0	0	-	-
5	BROWN, Whitney	4	0	0	0	.000	15	1	1	0	8	0	0	0	0	2	-	-
7	ALFANO, Maria	4	7	2	20	.250	0	0	0	0	0	0	3	0	0	0	-	-
8	GRANGER, Emma	4	6	1	17	.294	0	0	3	0	1	0	2	0	0	0	-	-
11	DEVLIN, Emily	4	7	0	15	.467	0	0	0	0	2	0	1	0	0	0	-	-
17	SARJANOVIC, Mirna	4	5	1	27	.148	0	0	1	3	16	0	2	0	0	0	-	-
1	ZANOLLI, Nikolette	1	0	0	0	.000	1	0	0	1	5	0	0	0	0	0	-	-
3	WILT, Erika	1	0	0	0	.000	0	0	0	0	2	0	0	0	0	0	-	-
4	CAMPBELL, Liz	4	5	2	14	.214	0	0	0	0	1	0	1	0	0	0	-	-
10	YURKOVICH, Allie	4	0	0	0	.000	5	1	0	4	9	0	0	0	0	0	-	-
12	CANNON, Megan	4	0	0	0	.000	14	1	0	0	4	0	0	0	0	2	-	-
Team											3							
Totals		4	39	11	129	.217	36	3	8	13	62	0	10	0	4	0	4	-

Team Attack By Set

Team Attack By Set				
Set	K	E	TA	Pct
1	12	4	38	.211
2	12	2	36	.278
3	6	5	25	.040
4	9	0	30	.300

SET SCORES

Robert Morris (1)
Virginia Tech (3)

TOTAL TEAM BLOCKS: 5.0

1 2 3 4

25 21 16 15
22 25 25 25

Team Records:

0-6
6-0

#	Virginia Tech	S	Attack				Pct	Ast	Serve			RE	Dig	Block				BH	Pts
			K	E	TA				SA	SE	RE			BS	BA	BE			
1	Kaity Smith	4	17	7	42	.238	1	2	3	0	8	0	2	0	0	0	-	-	
4	Jaila Tolbert	4	12	8	29	.138	1	0	0	0	2	0	2	0	0	0	-	-	
14	Ester Talamazzi	4	15	4	42	.262	1	2	3	0	7	0	0	0	0	0	-	-	
19	Marisa Cerchio	4	7	1	14	.429	0	2	2	0	4	0	1	0	0	0	-	-	
22	Kai Young	1	1	3	6	-.333	0	0	0	0	0	0	0	0	0	0	-	-	
23	Talyn Jackson	4	4	2	7	.286	45	2	0	0	13	0	2	0	1	-	-	-	
5	Carol Rafferty	4	0	0	0	.000	2	0	0	2	21	0	0	0	0	0	-	-	
6	Angel Robinson	4	3	0	10	.300	0	0	0	0	0	0	5	0	0	0	-	-	
10	Kylie Thomas	4	0	0	0	.000	2	1	1	0	10	0	0	0	0	0	-	-	
20	Abby McKinzie	4	0	0	0	.000	0	4	0	0	4	0	0	0	0	0	-	-	
Team																			
Totals		4	59	25	150	.227	52	13	9	3	69	0	12	0	1	0	1	-	

Team Attack By Set

Team Attack By Set				
Set	K	E	TA	Pct
1	13	11	43	.047
2	15	4	36	.306
3	14	5	34	.265
4	17	5	37	.324

Site: Blacksburg, Va. (Cassell Coliseum)

Date: Sep 01, 2018 Attend: 515 Time: 1:53

Referees: Terry Martin, Wayne Clark

Line judges: Stacey Younker, Amy Milton


Volleyball Box Score
The Automated ScoreBook
 Virginia Tech vs IUPUI (Sep 07, 2018 at Athens, Ohio)


#	Virginia Tech	S	Attack				Pct	Ast	Serve		RE	Dig	Block				BH	Pts
			K	E	TA				SA	SE			RE	BS	BA	BE		
1	Kaity Smith	4	18	5	37	.351	1	3	3	1	12	0	1	0	0	0	-	
4	Jaila Tolbert	4	12	4	21	.381	0	0	0	0	2	0	4	0	0	0	-	
9	Rhegan Mitchell	4	0	0	0	.000	38	0	1	0	7	0	0	0	0	0	-	
14	Ester Talamazzi	4	10	2	37	.216	1	0	2	0	13	0	4	0	0	0	-	
19	Marisa Cerchio	4	8	4	22	.182	0	0	0	1	5	4	0	0	0	0	-	
22	Kai Young	4	6	2	13	.308	0	0	0	0	1	0	5	0	0	0	-	
5	Carol Rafferty	4	1	0	3	.333	3	0	0	2	13	0	0	0	0	0	-	
10	Kylie Thomas	4	0	0	0	.000	0	3	1	0	0	0	0	0	0	0	-	
20	Abby McKinzie	4	0	0	0	.000	1	1	0	0	0	0	0	0	0	0	-	
23	Talyn Jackson	4	1	0	4	.250	9	0	0	0	2	0	0	0	0	0	-	
Totals		4	56	17	137	.285	53	7	7	3	58	5	18	0	0	0	-	

2018 BOX SCORES



Volleyball Box Score
The Automated ScoreBook
Samford vs Virginia Tech (Sep 08, 2018 at Athens, Ohio)



#	Samford	Attack					Serve				Block				BH	Pts
		S	K	E	TA	Pct	Ast	SA	SE	RE	Dig	BS	BA	BE		
2	Taylor Anderton	3	0	1	2	-.500	42	1	2	0	9	0	1	0	0	-
3	Shayla Phillip	3	10	1	12	.750	0	0	0	0	0	1	3	1	0	-
4	Krista Boesing	3	19	6	34	.382	0	0	0	0	2	0	1	0	0	-
5	Lauren Deaton	3	8	1	20	.350	0	0	2	0	6	0	1	0	0	-
8	Kelsi Hobbs	3	8	5	26	.115	0	0	3	0	6	0	2	0	0	-
13	Briana Holmes	3	1	1	4	.000	0	0	0	0	0	0	2	1	0	-
12	Grace Tiesman	3	0	0	0	.000	0	0	3	0	12	0	0	0	0	-
15	Alana Schouten	3	0	0	0	.000	1	1	1	0	1	0	0	0	0	-
16	Courtney Johnson	3	0	0	0	.000	0	2	1	0	3	0	0	0	0	-
18	Camryn Pierce	1	0	0	0	.000	0	0	0	0	1	0	0	0	0	-
Totals		3	46	15	98	.316	43	4	12	0	40	1	10	2	0	

Team Attack By Set

Set	K	E	TA	Pct
1	15	6	31	.290
2	14	6	32	.250
3	17	3	35	.400

SET SCORES

Samford (3)
Virginia Tech (0)

TOTAL TEAM BLOCKS: 6.0

1 2 3 Team Records:
25 25 25 4-6
18 20 16 8-1

#	Virginia Tech	Attack					Ast	Serve			Dig	Block			BH	Pts
		S	K	E	TA	Pct		SA	SE	RE		BS	BA	BE		
1	Kaity Smith	3	5	2	25	.120	1	0	3	2	7	0	0	0	0	-
4	Jaila Tolbert	3	8	3	14	.357	0	0	0	0	2	0	1	0	0	-
9	Rhegan Mitchell	3	1	0	3	.333	19	0	2	0	8	0	1	1	0	-
14	Ester Talamazzi	3	6	4	21	.095	1	0	0	1	2	0	1	0	0	-
19	Marisa Cerchio	3	6	2	17	.235	0	0	1	1	0	1	2	0	0	-
22	Kai Young	2	0	2	2	-1.000	0	0	0	0	0	0	1	0	0	-
5	Carol Raffety	3	0	0	0	.000	4	0	0	0	11	0	0	0	0	-
6	Angel Robinson	2	0	1	3	-.333	0	0	0	0	0	0	0	0	0	-
7	Tessa Wyner	1	0	0	1	.000	0	0	0	0	0	0	0	0	0	-
10	Kylie Thomas	3	0	0	0	.000	0	0	0	0	3	0	0	0	0	-
20	Abby McKinzie	1	0	0	0	.000	0	0	0	0	1	0	0	0	0	-
23	Talyn Jackson	1	0	0	0	.000	0	0	0	0	0	0	0	0	0	-
Totals		3	26	14	86	.140	25	0	6	4	34	1	6	1	0	-

Team Attack By Set

Set	K	E	TA	Pct
1	11	5	31	.194
2	8	4	25	.160
3	7	5	30	.067

Site: Athens, Ohio (Convocation Center)
Date: Sep 08, 2018 Attend: 405 Time: 1:24
Referees: Anthony Hines, Scott Mourier
Line judges: Beth Dunlap, Steve Chiki

TOTAL TEAM BLOCKS: 4.0



Volleyball Box Score
The Automated ScoreBook
VCU vs Virginia Tech (Sep 11, 2018 at Blacksburg, Va.)



#	VCU	S	Attack				Ast	Serve			Dig	Block			BH	Pts
			K	E	TA	Pct		SA	SE	RE		BS	BA	BE		
2	SNEED, Jasmin	3	2	1	7	.143	0	0	1	0	0	0	3	0	0	-
5	ARD, Dajah	3	0	0	0	.000	18	0	0	0	4	0	0	0	0	-
14	GIOMMARINI, Vicky	3	15	5	28	.357	1	1	0	1	9	0	0	0	0	-
15	BALDWIN, Tori	3	5	2	11	.273	0	0	0	0	1	0	4	0	0	-
17	TUZZOLO, Gina	3	10	6	24	.167	3	1	0	0	1	0	5	0	0	-
18	NECIPORUKA, Paula	3	3	3	17	.000	0	0	0	1	7	0	0	0	0	-
1	SIMPSON, Madalon	3	0	1	1	-1.000	1	0	1	1	16	0	0	0	0	-
6	DRAPER, Alyna	1	0	0	0	.000	0	0	0	0	0	0	0	0	0	-
8	ADLER, Julia	3	0	5	7	-.714	0	0	0	0	0	0	2	0	0	-
10	SROUFE, Tyler	1	0	0	0	.000	3	0	0	0	2	0	0	0	0	-
13	CHOUNTA, Iro	2	1	1	7	.000	0	0	0	0	0	0	0	0	0	-
16	DAVID, Dani Jo	2	0	0	0	.000	9	0	1	0	0	0	0	0	0	-
	Team										1					
Totals		3	36	24	102	.118	35	2	3	4	40	0	14	0	0	-

Team Attack By Set

Set	K	E	TA	Pct
1	8	7	27	.037
2	14	9	37	.135
3	14	8	38	.158

SET SCORES

VCU (0)
Virginia Tech (3)

TOTAL TEAM BLOCKS: 7.0

1 2 3 Team Records:
16 18 21 4-7
25 25 25 9-1

#	Virginia Tech	Attack				Pct	Ast	Serve			RE	Dig	Block			BH	Pts
		S	K	E	TA			SA	SE	BS			BA	BE			
1	Kaitly Smith	3	7	6	25	.040	0	0	1	2	4	0	1	0	0	-	-
4	Jaila Tolbert	3	10	0	16	.625	0	0	0	0	2	1	3	0	0	-	-
9	Rhegan Mitchell	3	4	0	5	.800	36	1	0	0	5	0	0	0	0	-	-
14	Ester Talamazzi	3	10	6	31	.129	1	0	1	0	7	0	3	0	0	-	-
19	Marisa Cerchio	3	8	0	19	.421	0	1	1	0	0	0	2	0	0	-	-
22	Kai Young	3	4	0	7	.571	0	0	0	0	0	0	5	0	0	-	-
5	Carol Raffety	3	0	0	0	.000	4	1	0	0	17	0	0	0	0	-	-
10	Kylie Thomas	3	0	0	0	.000	0	0	1	0	4	0	0	0	0	-	-
20	Abby McKinzie	2	0	0	0	.000	0	1	0	0	0	0	0	0	0	-	-
Totals		3	43	12	103	.301	41	4	4	2	39	1	14	0	0	-	-

Team Attack By Set

Set	K	E	TA	Pct
1	15	5	32	.312
2	15	3	36	.333
3	13	4	35	.257

Site: Blacksburg, Va. (Cassell Coliseum)
Date: Sep 11, 2018 Attend: 818 Time: 1:24
Referees: Ray Mink, Daniel Leake
Line judges: Doug Mabry, Ellen Hawks

TOTAL TEAM BLOCKS: 8.0



2018 OVERALL SEASON STATS



The Automated ScoreBook
Virginia Tech Combined Team Statistics (as of Sep 11, 2018)
All matches



RECORD:	OVERALL	HOME	AWAY	NEUTRAL
ALL GAMES	9-1	4-0	2-0	3-1
CONFERENCE	0-0	0-0	0-0	0-0
NON-CONFERENCE	9-1	4-0	2-0	3-1

#	Player	sp	Attack					Set		Serve			re	Dig		Blocking						points
			k	k/s	e	ta	pct	a	a/s	sa	se	sa/s		dig	dig/s	bs	ba	total	blk/s	be	bhe	
1	Kaity Smith	35	120	3.43	46	279	.265	7	0.20	14	22	0.40	6	86	2.46	0	11	11	0.31	0	0	-
4	Jaila Tolbert	35	100	2.86	32	196	.347	1	0.03	0	0	0.00	0	20	0.57	1	32	33	0.94	0	0	-
19	Marisa Cerchio	35	88	2.51	21	196	.342	1	0.03	9	12	0.26	1	8	0.23	8	39	47	1.34	0	0	-
14	Ester Talamazzi	35	86	2.46	41	272	.165	8	0.23	16	11	0.46	7	95	2.71	0	15	15	0.43	2	0	-
22	Kai Young	31	46	1.48	23	111	.207	0	0.00	0	0	0.00	1	3	0.10	0	31	31	1.00	2	0	-
23	Talyn Jackson	24	13	0.54	3	29	.345	119	4.96	2	0	0.08	0	20	0.83	0	10	10	0.42	3	3	-
9	Rhegan Mitchell	31	12	0.39	0	25	.480	247	7.97	5	4	0.16	0	60	1.94	0	8	8	0.26	1	4	-
6	Angel Robinson	9	4	0.44	1	15	.200	0	0.00	1	1	0.11	0	0	0.00	0	6	6	0.67	0	0	-
5	Carol Raffety	35	1	0.03	0	6	.167	39	1.11	6	8	0.17	9	125	3.57	0	0	0	0.00	0	1	-
7	Tessa Wyner	3	0	0.00	1	3	-.333	1	0.33	0	0	0.00	1	0	0.00	0	0	0	0.00	0	0	-
10	Kylie Thomas	35	0	0.00	0	0	.000	9	0.26	8	7	0.23	3	60	1.71	0	0	0	0.00	0	0	-
20	Abby McKinzie	23	0	0.00	0	0	.000	1	0.04	6	1	0.26	1	9	0.39	0	0	0	0.00	0	0	-
	TEAM	-	-	-	-	-	-	-	-	-	-	-	3	-	-	-	-	-	-	-	-	-
	VIRGINIA TECH	35	470	13.43	168	1132	.267	433	12.37	67	66	1.91	32	486	13.89	9	152	85.0	2.43	8	8	-
	Opponents	35	363	10.37	208	1134	.137	340	9.71	32	63	0.91	68	433	12.37	11	94	58.0	1.66	15	6	-

Team Statistics	VT	OPP
ATTACK		
Kills	470	363
Errors	168	208
Total Attacks	1132	1134
Attack Pct	.267	.137
Kills/Set	13.4	10.4
SET		
Assists	433	340
Attempts	1126	1157
Assist Pct	.385	.294
Assists/Set	12.4	9.7
SERVE		
Aces	67	32
Errors	66	63
Attempts	819	656
Serve Pct	.919	.904
Aces/Set	1.9	0.9
SERVE RECEPTIONS		
Errors	32	68
Errors/Set	0.9	1.9
Attempts	592	753
Reception Pct	.946	.910
DEFENSE		
Digs	486	433
Digs/Set	13.9	12.4
BLOCKING		
Block Solo	9	11
Block Assist	152	94
Total Blocks	85.0	58.0
Blocks/Set	2.4	1.7
Block Errors	8	15
Ball handling errors	8	6
ATTENDANCE		
Total	2504	2271

Date	Opponent	Score	Score by set	Att.
Aug 24	vs USC Upstate	w 3-0	25-14,25-18,25-15	1411
Aug 25	vs Presbyterian	w 3-0	25-22,25-11,25-21	1411
Aug 25	at Charlotte	w 3-2	15-25,24-26,25-19,25-19,15-9	1411
Aug 31	WILLIAM & MARY	w 3-0	25-14,25-6,25-20	329
Aug 31	CAMPBELL	w 3-0	25-18,25-19,25-12	842
Sep 01	ROBERT MORRIS	w 3-1	22-25,25-21,25-16,25-15	515
Sep 07	vs IUPUI	w 3-1	25-21,25-11,22-25,25-13	259
Sep 07	at Ohio	w 3-1	24-26,25-21,25-21,25-16	860
Sep 08	vs Samford	L 0-3	18-25,20-25,16-25	405
Sep 11	VCU	w 3-0	25-16,25-18,25-21	818

Record in 3-set matches: 5-1
Record in 4-set matches: 3-0
Record in 5-set matches: 1-0





1
Kaity SMITH
OH | 6-1 | So.
Florence, Ky.



4
Jaila TOLBERT
RS | 6-1 | Sr.
Minneapolis, Minn.
(JAY-lah)



5
Carol RAFFETY
L/DS | 5-11 | Jr.
Novato, Calif.



6
Angel ROBINSON
MB | 6-0 | Fr.
Norman, Okla.



7
Tessa WYNER
OH | 5-11 | Fr.
Charleston, W.Va.



9
Rhegan MITCHELL
S | 5-8 | r-Sr.
Peachtree City, Ga.
(like Ronald Reagan)



10
Kylie THOMAS
L/DS | 5-7 | So.
Sterling, Va



11
Sarah Jane Lynch
S | 6-2 | Fr.
Roswell, Ga.



13
Peyton YELICH
MB | 6-3 | Fr.
Crown Point, Ind.
(Yell-itch)



14
Ester TALAMAZZI
OH | 6-0 | So.
Campo Ligure, Genoa, Italy
(Tal-uh-MAHT-zee)



16
Jennifer WILLIAMS
OH | 6-1 | Fr.
Staunton, Va.



19
Marisa CERCHIO
MB/OH | 6-3 | So.
Cincinnati, Ohio
(SIR-ko)



20
Abby McKINZIE
L/DS | 5-9 | Jr.
East Leroy, Mich.



21
Melody CALOYANNIDES
OH | 6-0 | Jr.
Reston, Va.
(cal-oh-yahn-EE-dis)



22
Kai YOUNG
MB | 5-11 | So.
Charlotte, N.C.



23
Talyn JACKSON
S | 5-11 | Fr.
Gardnerville, Nev.
(TAL-Lynn)



Jill WILSON
Head Coach
LSU, 2001



John WASIELEWSKI
Associate Head Coach
Penn State, 1990
(Was-uh-LEW-ski)




Thomas AMBERG
Assistant Coach
UCLA, 2012



Leah JOSEPH
Director of Operations
Georgia Southern, 2016



Kayla SCHANBACK
Volunteer Assistant Coach
Campbell, 2018



Kayla RESCO
Head Manager

