



HOKIES®

2018 Virginia Tech Volleyball Match Notes

#FuelTheFire

Sept. 11, 2018 | Match 10 | Blacksburg, Va.
Carilion Clinic Court | Cassell Coliseum

INFORMATION

Virginia Tech Hokies



Record8-1, 0-0 ACC
Starters R/L4+Liber0/2
Head CoachJill Wilson
Record (Years)18-22 (2nd)

VCU Rams



Record4-6, 0-0 A-10
Starters R/L5/1+Liber0
Head CoachJody Rogers
Record (Years)110-61 (6th)

NUMBERS TO KNOW

17

• This past weekend, junior Carol Raffety became the 17th Hokie to scoop up 1,000 career digs.

8

• Tech's eight wins through nine matches is the second-fastest start in school history.

2

• The Hokies have the second-best aces per set average (1.97) in the ACC, trailing Notre Dame (2.26).

PROJECTED STARTERS

#	Name	K	Pct.	A	D	B
1	Kaity Smith (OH)	113	.287	7	82	10
4	Jaila Tolbert (RS)	90	.322	1	18	29
9	Rhegan Mitchell (S)	8	.400	211	55	8
14	Ester Talamazzi (OH)	76	.170	7	88	12
19	Marisa Cerchio (MB)	80	.333	1	8	45
22	Kai Young (MB)	42	.183	0	3	26
5	Carol Raffety (L)	1	.167	35	108	0

SERIES HISTORY

VCU SeriesTech leads 20-8
First MeetingVCU won 2-0 in 1977
Last MeetingTech won 3-0 in 2014
Last FiveTech leads 5-0
Tech at Home5-0
Total SetsTech leads 57-27
Last VCU win1985

AT THE NET

- Virginia Tech's volleyball team enters the season with 10 returning letterwinners, including four starters and its libero back.
- Tech has 16 student-athletes on the roster and of the 16, 11 are underclassmen. One of the youngest groups in the ACC, 69 percent of Tech's team is freshmen and sophomores.
- Though the Hokies will be youthful in 2018, they do bring back All-ACC selection Jaila Tolbert at the right-side hitter position.
- Tolbert is coming off her best season yet and had quite the summer, too, as the senior competed on the U.S. Collegiate National Team.
- Tech enters the matchup with VCU winning 14 straight matches against the Rams. The two teams haven't faced each other since 2014, a 3-0 win in Athens, Ohio during a tournament.
- Speaking of Athens, Ohio, Tech is coming off a 2-1 weekend on the campus of Ohio at the Bobcat Invitational.
- Tech earned a share of the tournament title, splitting it with host Ohio and Samford with all three teams going 2-1 at the tournament.

LAST TIME OUT

- For the first time in 2018, Tech didn't bring its A-game to the court, resulting in its first loss of the season to the hands of Samford to wrap up the Bobcat Invitational in Athens, Ohio.
- Despite the loss, the Hokies had a successful weekend by picking up two wins, including a 3-1 victory over preseason MAC favorite Ohio.
- Sophomore Marisa Cerchio and senior Jaila Tolbert were named to the all-tournament team for their performances.
- Tolbert racked up 37 kills with a .415 clip and nine blocks on the weekend, while Cerchio pounded down 26 kills on a .300 clip and swatted 18 attacks.
- Outside hitters Kaity Smith and Ester Talamazzi shined as well, with each posting two double-doubles on the same day on Friday, Sept. 7 against IUPUI and Ohio.

WHO TO WATCH



• Marisa Cerchio has been a force at the net thus far, owning the third-best blocks per set average in the ACC with a 1.41 mark.

2018 Schedule

AUGUST

16	(1) VS. RADFORD	W, 3-2
24	(2) VS. USC UPSTATE	W, 3-0
25	(2) VS. PRESBYTERIAN	W, 3-0
25	(2) AT CHARLOTTE (C-USA TV)	W, 3-2
31	(3) WILLIAM & MARY (ACC NETWORK EXTRA)	W, 3-0
31	(3) CAMPBELL (ACC NETWORK EXTRA)	W, 3-0

SEPTEMBER

1	(3) ROBERT MORRIS (ACC NETWORK EXTRA)	W, 3-1
7	(4) VS. IUPUI	W, 3-1
7	(4) AT OHIO (ESPN+)	W, 3-1
8	(4) VS. SAMFORD	L, 3-0
11	VCU (ACC NETWORK EXTRA)	6 P.M.
15	(5) VS. NO. 18 BAYLOR	1 P.M.
16	(5) AT UTSA	1 P.M.
21	NO. 9 PITT* (ACC NETWORK EXTRA)	6 P.M.
23	VIRGINIA* (ACC NETWORK EXTRA)	1 P.M.
28	NORTH CAROLINA* (ACC NETWORK EXTRA)	6 P.M.
30	NC STATE* (ACC NETWORK EXTRA)	1 P.M.

OCTOBER

5	AT GEORGIA TECH*	7 P.M.
7	AT CLEMSON*	1 P.M.
12	AT RV LOUISVILLE*	7 P.M.
14	AT NOTRE DAME*	NOON
19	WAKE FOREST* (ACC NETWORK EXTRA)	6 P.M.
21	DUKE* (ACC NETWORK EXTRA)	1 P.M.
26	AT MIAMI (FLA.)*	7 P.M.
28	AT FLORIDA STATE* (ACC NETWORK EXTRA)	1 P.M.

NOVEMBER

2	SYRACUSE* (ACC NETWORK EXTRA)	6 P.M.
4	BOSTON COLLEGE* (ACC NETWORK EXTRA)	1 P.M.
9	AT VIRGINIA*	7 P.M.
16	AT BOSTON COLLEGE*	7:30 P.M.
18	AT SYRACUSE*	1 P.M.
21	CLEMSON* (ACC NETWORK EXTRA)	3 P.M.

* ACC MATCH | ALL TIMES ET AND ARE SUBJECT TO CHANGE

- 1-EXHIBITION
- 2-CHARLOTTE INVITATIONAL
- 3-HOKIE INVITATIONAL
- 4-BOBCAT INVITATIONAL
- 5-UTSA TOURNAMENT

VIRGINIA TECH CONTACT

Lance Dozier
Assistant Director, Strategic Communications
Phone: (507) 993-1898
Email: lance17@vt.edu

Social



@HokiesVB



@HokiesVB



/HokieSports



@VT_VBall



AVCA Top 25 Week 3 Poll

Sept. 10 | *Opponents in italics*

Team (1st place)	Points	Record	Last
1 BYU (54)	1590	8-0	3
2 Stanford (10)	1543	6-1	4
3 Texas	1410	5-1	6
4 Nebraska	1369	6-1	7
5 Penn State	1345	6-1	5
6 Wisconsin	1247	5-1	2
7 Minnesota	1229	5-2	1
8 Illinois	1169	8-0	11
9 <i>Pittsburgh</i>	<i>1058</i>	<i>9-0</i>	<i>13</i>
10 Creighton	867	6-3	14
11 Florida	826	5-3	8
12 Oregon	817	5-3	18
13 Washington	762	5-2	12
14 Cal Poly	697	7-1	22
15 Purdue	667	8-0	19
t-16 USC	641	6-3	10
t-16 UCLA	641	4-2	9
18 Baylor	592	6-3	15
19 Michigan	539	9-0	20
20 Kentucky	455	4-4	16
21 Marquette	427	7-2	25
22 Washington State	332	7-0	23
23 San Diego	207	2-4	16
24 Utah	93	7-2	21
25 Alabama	53	9-0	NR

Receiving Votes: Iowa State 24; UNI 23; Georgia 22; *Louisville 22*; Michigan State 20; Colorado State 18; Colorado 17; Wyoming 14; Tennessee 12; Cincinnati 10; Kansas State 10; Loyola Marymount 8; Wichita State 6; Arizona

NCAA RPI

Dec. 18 | *Opponents in italics*

Team	Conference	Record
1 Florida	SEC	30-2
2 Penn State	B1G	33-2
3 Nebraska	B1G	32-4
4 Kentucky	SEC	29-4
5 Stanford	Pac-12	30-4
6 Texas	Big 12	27-3
7 Minnesota	B1G	28-6
8 Washington	Pac-12	25-8
9 USC	Pac-12	25-10
10 Utah	Pac-12	24-10
11 UCLA	Pac-12	21-11
12 Michigan State	B1G	24-9
13 Wisconsin	B1G	22-10
14 Creighton	BIG EAST	26-7
15 BYU	WCC	30-3
16 Iowa State	Big 12	22-7
17 <i>Baylor</i>	<i>Big 12</i>	<i>24-7</i>
18 Colorado	Pac-12	24-10
19 Wichita State	American	29-4
20 Kansas	Big 12	22-8
21 San Diego	WCC	25-5
22 Cal Poly	Big West	27-3
23 Oregon	Pac-12	18-12
24 Illinois	B1G	23-11
25 Purdue	B1G	23-10
26 <i>Louisville</i>	<i>ACC</i>	<i>24-7</i>
27 Missouri	SEC	22-12
28 <i>Pitt</i>	<i>ACC</i>	<i>26-7</i>
29 WKU	C-USA	31-4
30 Colorado State	MWC	29-4

QUICK FACTS

University NameVirginia Tech
 LocationBlacksburg, Va.
 Founded1872
 Enrollment34,440
 President..... Dr. Timothy Sands
 Director of Athletics..... Whit Babcock
 NicknameHokies
 MascotHokie Bird
 Colors..... Chicago Maroon and Burnt Orange
 Affiliation NCAA Division I
 Conference.....Atlantic Coast

2018 Key Information

RETURNING STARTERS (4 + Libero)

Rhegan Mitchell	S
Carol Raffety	L/DS
Kaity Smith	OH
Ester Talamazzi	OH
Jaila Tolbert	RS

2017 INFORMATION, 2018 PREVIEW

Overall Record 10-21
 ACC Record 4-16 (12th)
 Starters Returning/Lost 4 + Libero/2
 Letterwinners Returning/Lost..... 10/8
 Newcomers.....6
 Home Court..... Cassell Coliseum
 Capacity 9,275

Racked up 1,122 assists (9.93 a/s), 243 digs, 66 kills
 Team-high 440 digs, 32 SA, 102 assists
 Posted 309 kills, 190 digs, ACC All-Freshmen Team
 Turned in 290 kills, 229 digs, 27 aces, 24 blocks
 Tallied a team-high 318 kills (.318 clip), 2nd team All-ACC

OTHERS RETURNING (5)

Melody Caloyannides	OH
Marisa Cerchio	MB/OH
Abby McKinzie	L/DS
Kylie Thomas	L/DS
Kai Young	MB

Posted 15 kills, 22 digs in 15 sets
 Registered 114 kills, 25 blocks, 15 digs in 76 sets
 Recorded 103 digs, six aces in 89 sets
 Tallied 78 digs, eight aces in 53 sets
 Collected 20 kills, 22 blocks in 34 sets

NEWCOMERS (6)

Talyn Jackson	S
Sarah Jane Lynch	S
Angel Robinson	MB
Jennifer Williams	OH
Tessa Wyner	OH
Peyton Yelich	MB

Senior Aces Top 150, NIAA all-state, three-time All-League
 Senior Aces Top 150, GHSA all-state, AAU All-American
 Led North Norman HS to state finals twice, OSSAA all-state
 Led Robert E. Lee HS to state final, VHSL all-state
 Three-time West Virginia Gatorade Player of the Year
 IHSAA all-state, led Crown Point HS to state final

STARTERS LOST (2)

Cara Cunningham	MB
Stacey Christy	MB

Team-high 81 blocks, 132 kills, hit .246
 Hit .291 with 160 kills, 70 blocks

No.	Name	Pos.	Ht.	Cl.	Hometown	High School (Previous School)
1	Kaity Smith	OH	6'1"	So.	Florence, Ky.	Randall Cooper
4	Jaila Tolbert	RS	6'1"	Sr.	Minneapolis, Minn.	Breck School
5	Carol Raffety	L/DS	5'11"	Jr.	Novato, Calif.	Marin Catholic
6	Angel Robinson	MB	6'0"	Fr.	Norman, Okla.	Norman North
7	Tessa Wyner	OH	5'11"	Fr.	Charleston, W.Va.	George Washington
9	Rhegan Mitchell	S	5'8"	r-Sr.	Peachtree City, Ga.	McIntosh
10	Kylie Thomas	L/DS	5'7"	So.	Sterling, Va.	Potomac Falls
11	Sarah Jane Lynch	S	6'2"	Fr.	Roswell, Ga.	Mount Pisgah Christian
13	Peyton Yelich	MB	6'3"	Fr.	Crown Point, Ind.	Crown Point
14	Ester Talamazzi	OH	6'0"	So.	Campo Ligure, Genoa, Italy	Liceo Scientifico A. Antonelli
16	Jennifer Williams	OH	6'1"	Fr.	Staunton, Va.	Robert E. Lee
19	Marisa Cerchio	MB/OH	6'3"	So.	Cincinnati, Ohio	Turpin
20	Abby McKinzie	L/DS	5'9"	Jr.	East Leroy, Mich.	St. Philip Catholic Central
21	Melody Caloyannides	OH	6'0"	Jr.	Reston, Va.	South Lakes
22	Kai Young	MB	5'11"	So.	Charlotte, N.C.	Charlotte Christian
23	Talyn Jackson	S	5'11"	Fr.	Gardnerville, Nev.	Douglas

Head Coach: Jill Wilson (LSU, 2001), 2nd Season
Associate Head Coach: John Wasielewski (Penn State, 1990), 2nd season
Assistant Coach: Thomas Amberg (UCLA, 2012), 2nd season
Volunteer Assistant Coach: Kayla Schanback (Campbell, 2018), 1st season
Director of Operations: Leah Joseph (Georgia Southern, 2016), 2nd season
Head Manager: Kayla Resco, 2nd season

Pronunciations

Melody Caloyannides: cal-oh-yahn-EE-dis
 Ester Talamazzi: Tal-uh-MAHT-zee
 John Wasielewski: Was-uh-LEW-ski
 Marisa Cerchio: SIR-ko
 Talyn Jackson: TAL-lynn
 Rhegan Mitchell: like (Ronald) Reagan
 Jaila Tolbert: JAY-lah
 Peyton Yelich: Yell-it-itch





2018 ACC Standings

Team	Overall	ACC	Pct.
1. Boston College	9-0	0-0	1.00
No. 9 Pittsburgh	9-0	0-0	1.00
3. Virginia Tech	8-1	0-0	.889
4. Georgia Tech	9-2	0-0	.818
5. Notre Dame	6-2	0-0	.750
6. Clemson	7-3	0-0	.700
7. Duke	6-3	0-0	.667
RV Louisville	6-3	0-0	.667
9. NC State	5-3	0-0	.625
10. Miami (Fla.)	4-3	0-0	.571
11. Florida State	4-4	0-0	.500
12. Virginia	4-5	0-0	.444
13. Syracuse	2-3	0-0	.400
14. North Carolina	3-5	0-0	.375
15. Wake Forest	2-6	0-0	.250

2018 Preseason ACC Coaches' Poll

- Pittsburgh (196 points)
- Louisville (180)
- Florida State (171)
- Notre Dame (137)
- Duke (134)
- North Carolina (121)
- Miami (117)
- NC State (117)
- Syracuse (110)
- Georgia Tech (68)
- 11. Virginia Tech (55)**
- Clemson (54)
- Wake Forest (51)
- Virginia (37)
- Boston College (27)

2018 ACC Preseason All-Conference

Kaylin Korte, Sr., OH/RS, Clemson
 Leah Meyer, Jr., MB, Duke
 Payton Caffrey, Jr., OH, Florida State
 Taryn Knuth, So., MB, Florida State
 Jasmine Bennett, Sr., MB, Louisville
 Melanie McHenry, Jr., OH, Louisville
 Wilma Rivera, Sr., S, Louisville
 Molly Sauer, Sr., L, Louisville
 Haley Templeton, R-Sr., S, Miami
 Melissa Evans, So., OPP, NC State
 Kylie Pickrell, Sr., S, NC State
 Ryann DeJarld, Sr., L, Notre Dame
 Jemma Yeadon, Jr., OH, Notre Dame
 Kamalani Akeo, Sr., S, Pitt
 Nika Markovic, Jr., RS, Pitt
 Stephanie Williams, R-Jr., OH, Pitt
 Santita Ebangwese, Sr., MB, Syracuse
Jaila Tolbert, Sr., RS, Virginia Tech

GREENSBORO, N.C. – Pitt has been chosen as the 2018 Atlantic Coast Conference volleyball preseason favorite in a vote of the league's 15 head coaches, announced on Aug. 3.

The reigning ACC Co-Champion Panthers received all 14 possible first-place votes and 196 points, as coaches were not allowed to vote for their own teams.

HOLDING THEM DOWN

- Tech has had a knack for holding its opponents' hitting percentages to low clips through the first three weekends of action.
- Of the Hokies' nine matches, only two teams have hit above .200 (Robert Morris, Samford).
- Only trailing ACC foes Notre Dame and Boston College, Tech is third in the ACC for opponent hitting percentage average with a mark of .139.

#	Name	Sets	Kills	Attacks	Avg.
1.	Notre Dame	27	262	1,006	.094
2.	Boston College	30	300	1,081	.103
3.	Virginia Tech	32	327	1,032	.139
4.	Louisville	31	325	991	.147
5.	Pittsburgh	32	343	1,004	.168

BLOCK PARTY

- Sophomore Marisa Cerchio averaged 0.33 blocks per set her first year in the maroon and orange, playing a reserve role at middle blocker.
- With three matches in a starter role opening weekend, Cerchio tallied at least four blocks per match in the Queen City.
- The Ohio native's 1.73 blocks per set was the top mark in the ACC after opening weekend. This past weekend, Cerchio racked up 18 blocks to make her average on the season 1.41 - third best in ACC.

BLOCK PARTY II

- Tech recorded 34 blocks opening weekend and won the block battle in all three matches against its opponents in Charlotte. Out of Tech's 31 matches last fall, it only won the block battle nine times.
- Of the nine matches, it went 5-4 in those contests. Vice versa, when it did not win the block battle, it went 4-17.
- The Hokies finished last in the ACC in blocks per set, owning an average of 1.70. With hopes of improving upon that number, Tech is off to a strong start with a clip of 2.41 – seventh best in the ACC.

ON THE ROAD AGAIN

- Tech will play its first eight of 12 matches on the road and will host its first conference match against defending ACC champion Pitt on Sept. 21.

CURRY SAYS A FEW WORDS

- Tech volleyball alum Sonya Curry, formerly Adams and wife of Tech men's basketball standout Dell Curry, was in Charlotte last weekend and gave the Hokies a pep talk before their match against the 49ers inside Halton Arena.
- The talk, which was giving them encouragement on and off the court, seemed to work as Tech went on to stay perfect on the weekend with a 3-2 win over Charlotte.



CAREER HIGHS FOR DAYS

- Sophomore Kai Young, a native of Charlotte, North Carolina, put on for her city in the final match against her hometown 49ers.
- The middle blocker rewrote her career high for kills and blocks. Her previous bests were seven in each department and that came in the same match against Boston College on Oct. 29, 2017.
- Middle blocker Marisa Cerchio had herself a day against the 49ers, too, tallying a line of 15 kills and 10 blocks to mark her first-ever double-double.
- Cerchio's top previous numbers were 12 kills against Virginia on Sept. 27, 2017, and three blocks versus Ole Miss on Sept. 1, 2017.

RACKING IT UP

- With trips to the states of North Carolina, Ohio and Texas for nonconference tournaments, the Hokies will rack up over 3,500 miles of travel.
- The closest of the three trips will be to Charlotte, North Carolina (173 miles one way).

THE SCHEDULE

- Tech's opponents in 2018: 14 registered winning seasons, nine collected 20 or more wins and eight finished the year inside the top 50 RPI last fall.
- The ACC sent six teams to the NCAA Tournament in 2017, including Pitt, Florida State, Louisville, Miami (Fla.), NC State and Notre Dame. Tech will face all six teams this season, with four of the six matches being on the road.

ACC RANKS

- Tech No. 3 in the ACC for opponent assists per set average with 9.53, while being No. 3 as well for opponent hitting percentage with .139.
- Sophomore Kaity Smith has the eighth-best average for kills per set (3.53) and sixth-best aces per set mark (0.44) in the league.
- Outside hitter Ester Talamazzi owns the third-best aces per set mark (0.50) in the league. Her eight aces against William & Mary two weeks ago tied the second-most mark in school history with Annie Spicer on Sept. 10, 2004, versus ULM.

SHE DID IT

- Libero Carol Raffety cracked the 1,000-dig plateau last weekend in the third set against IUPUI. She now sits No. 16 all-time, passing Amanda Yelsh (1991-94).

USA - TOLBERT

- Jaila Tolbert tried out in Colorado Springs, Colorado this spring and made the U.S. Collegiate National Team.
- The Minnesota native competed on the red, white blue in Detroit for over a week with 23 other collegiate student-athletes.
- She was assigned to one of two 12-member teams that played three exhibitions against each other, with her team winning 2-1.
- Tolbert hopes to bring what she learned on the trip back to Tech and on the court.



LAST TIME THE TEAM...

Won a match.....	at Ohio, 3-1, 9/7/18
Lost a match.....	vs. Samford, 3-1, 9/8/18
Won at home.....	Robert Morris, 3-1, 9/1/18
Lost at home.....	Pitt, 3-0, 11/24/17
Won on the road.....	at Ohio, 3-1, 9/7/18
Lost on the road.....	vs. Samford, 3-1, 9/8/18
Won in three sets.....	Campbell, 3-0, 8/31/18
Lost in three sets.....	vs. Samford, 3-1, 9/8/18
Won in four sets.....	at Ohio, 3-1, 9/7/18
Lost in four sets.....	Florida State, 3-1, 11/17/17
Won in five sets.....	at Charlotte, 3-2, 08/25/18
Lost in five sets.....	Duke, 3-2, 10/22/17
Beat an ACC team.....	Virginia, 3-2, 11/22/17
Lost to an ACC team.....	Pitt, 3-0, 11/24/17
Beat an ACC team at home.....	Virginia, 3-2, 11/22/17
Lost to an ACC team at home.....	Pitt, 3-0, 11/24/17
Beat an ACC team on the road.....	at Virginia, 3-1, 9/27/17
Lost to an ACC team on the road.....	at Louisville, 3-0, 11/12/17
Beat a nonconference team.....	at Ohio, 3-1, 9/7/18
Lost to a nonconference team.....	vs. Samford, 3-1, 9/8/18
Beat nonconference team at home.....	Robert Morris, 3-1, 9/1/18
Lost to nonconference team at home.....	ETSU, 3-0, 9/16/17
Beat nonconference team on road.....	at Ohio, 3-1, 9/7/18
Lost to nonconference team on road.....	vs. Samford, 3-1, 9/8/18
Beat a ranked team.....	at No. 19 Michigan State, 3-1, 9/4/15
Lost to a ranked team.....	at No. 19 Florida State, 3-1, 9/24/17
Beat an unranked team.....	at Ohio, 3-1, 9/7/18
Lost to an unranked team.....	vs. Samford, 3-1, 9/8/18

Started a season 9-0.....	2009
Was 10 matches over .500 in a season.....	2013 (11 matches over .500 at 12-1)
Had 70 or more kills in a match.....	Idaho State, 75, 8/25/17
Had 200 or more attacks in a match.....	Chattanooga, 204, 9/19/15
Hit .300 or better in a match.....	Ohio, .331, 9/7/18
Hit .400 or better in a match.....	vs. South Dakota State, .402, 8/25/17
Had 65 or more assists in a match.....	at Charlotte, 67, 08/25/18
Had 10 or more aces in a match.....	Robert Morris, 13, 9/1/18
Had 75 or more digs in a match.....	at Charlotte, 81, 08/25/18
Had 85 or more digs in a match.....	Appalachian State, 85, 08/26/16
Had 10.0 or more blocks in a match.....	vs. IUPUI, 14, 9/7/18
Had 20.0 or more blocks in a match.....	Virginia, 20, 11/28/15



Virginia Tech's volleyball team went 2-0 against rival Virginia in the Commonwealth Clash, presented by Virginia529, in 2017.

LAST TIME AN INDIVIDUAL...

Had 20 or more kills in a match.....	Virginia, 21, Kaity Smith, 11/22/17
Had 30 or more kills in a match.....	vs. Idaho State, 30, Kaity Smith, 8/25/17
Had 50 or more attacks in a match.....	vs. Idaho State, 51, Kaity Smith, 8/25/17
Hit over .500 in a match.....	Ohio, .500, Marisa Cerchio, 9/7/18
Hit over .600 in a match.....	William & Mary, .812, Marisa Cerchio, 8/31/18
Hit over .800 in a match.....	William & Mary, .812, Marisa Cerchio, 8/31/18
Had 45 or more assists in a match.....	Robert Morris, 45, Talyn Jackson, 9/1/18
Had 55 or more assists in a match.....	Duke, 55, Rhegan Mitchell, 10/22/17
Had 70 or more assists in a match.....	Liberty, 86, Kelli O'Dell, 10/17/00
Had 4 or more aces in a match.....	Robert Morris, 4, Abby McKinzie, 9/1/18
Had 8 or more aces in a match.....	William & Mary, 8, Ester Talamazzi, 8/31/18
Had 25 or more digs in a match.....	Radford, 27, Carol Raffety, 9/16/16
Had 30 or more digs in a match.....	Georgia Tech, 30, Morgan O'Neill, 11/3/12
Had 10 or more blocks in a match.....	at Charlotte, 10, Marisa Cerchio, 8/25/18
Had 15 or more blocks in a match.....	West Virginia, 17, Cheryl Stinson, 10/5/01
Opponent had less than 30 kills in a match.....	Campbell, 27, 8/31/18
Two players had 17 or more kills each in a match.....	Chattanooga (5 sets) - Amanda McKinzie (17), Kennedy Bryan (17) - 9/19/15

What's a Hokie?



The answer leads all the way back to 1896 when Virginia Agricultural and Mechanical College changed its name to Virginia Polytechnic Institute. With the change came the necessity for writing a new cheer and a contest for such a purpose was held by the student body.

Senior O.M. Stull won first prize for his "Hokie" yell which is still used today. Later, when asked if "Hokie" had any special meaning, Stull explained the word was solely the product of his imagination and was used only as an attention-getter for his yell. It soon became a nickname for all Tech teams and for those people loyal to Tech athletics.

The official university school colors - Chicago Maroon and Burnt Orange - also were introduced in 1896. The colors were chosen by a committee because they made a 'unique combination' not worn elsewhere at the time. The official definition of "hokie" is "a loyal Virginia Tech Fan".

RETURNING NUMBERS

- To open the 2018 season, Virginia Tech returns almost all of its kills, assists and digs personnel, but will need a push in the blocks department with departing middle blockers Stacey Christy and Cara Cunningham.

Returning Kills	Assists	Digs	Blocks	Points
2018	78.3%	95.3%	90.4%	21.4% 76.2%


'17 CLASS OF ACC COACHES

- The Atlantic Coast Conference entered 2017 with four new head coaches from its 15 member institutions, including Clemson's Michaela Franklin, Louisville's Dani Busboom Kelly, Virginia's Aaron Smith and Virginia Tech's Jill Wilson.
- Of the four in their new campaigns, the Cardinals' Busboom Kelly owns the best winning percentage (.750), followed by the Hokies' Wilson (.450), the Tigers' Franklin (.333) and the Cavaliers' Smith (.275).
- Previously, Busboom Kelly was an assistant coach at Nebraska, Franklin was the associate head coach at Iowa, Wilson was the associate head coach at LSU and Smith was the associate head coach at Virginia, then was promoted by the Cavaliers' athletics director at the time, Craig Littlepage.

Name	Team	Overall	ACC	Home	Away	Neutral
Dani Busboom Kelly	Louisville	30-10	18-2	16-1	9-6	5-3
Jill Wilson	Virginia Tech	18-22	4-16	6-9	5-10	6-2
Michaela Franklin	Clemson	14-28	2-18	8-12	2-14	3-3
Aaron Smith	Virginia	11-29	3-17	7-13	4-10	1-5

YEAR 2

- Virginia Tech Athletics last summer implemented a new design on the playing surface at Cassell Coliseum. The basketball and volleyball court displays three iconic campus spots - Torgerson Bridge, Burruss Hall and War Memorial Chapel.
- In addition to the court redesign, Tech redid the floors at the men's basketball practice facility and volleyball practice gym, at a cost of about \$35,000.



RECORD WHEN...

Overall:	8-1
Home:	3-0
Away:	2-0
Neutral:	3-1
Three-set match:	4-1
Four-set match:	3-0
Five-set match:	1-0
Win first set:	5-0
Lose first set:	3-1
Win first two sets:	5-0
Split first two sets:	2-0
Lose first two sets:	1-1
Against top-25 teams:	0-0
Against unranked teams:	8-1
ACC:	0-0
Home:	0-0
Away:	0-0
Three-set match:	0-0
Four-set match:	0-0
Five-set match:	0-0
Win first set:	0-0
Lose first set:	0-0
Win first two sets:	0-0
Split first two sets:	0-0
Lose first two sets:	0-0
Against top-25 teams:	0-0
Higher hitting % than opponent:	8-0
Lower hitting % than opponent:	0-1
Hit over .400:	0-0
Hit over .300:	4-0
Hit over .200:	3-0
Hit under .200:	1-1
Opponent hits under .200:	7-0
More kills than opponent:	8-0
Fewer kills than opponent:	0-1
Same kills as opponent:	0-0
More service aces than opponent:	6-0
Fewer service aces than opponent:	2-1
Same service aces as opponent:	0-0
More digs than opponent:	7-0
Fewer digs than opponent:	1-1
Same digs as opponent:	0-0
More blocks than opponent:	8-0
Fewer blocks than opponent:	0-1
Same blocks as opponent:	0-0
On Tuesday:	0-0
On Wednesday:	0-0
On Friday:	5-0
On Saturday:	3-1
On Sunday:	0-0
In August:	5-0
In September:	3-1
In October:	0-0
In November:	0-0
Current set winning streak:	-
Current set losing streak:	3
Longest set winning streak:	6
Longest set losing streak:	3
Current match winning streak:	-
Current match losing streak:	1
Current ACC match winning streak:	-
Current ACC match losing streak:	-
Longest match winning streak:	6
Longest match losing streak:	1
Current home winning streak:	3
Current home losing streak:	-
Current home ACC winning streak:	-
Current home ACC losing streak:	-

TECH OPENERS

- Head Coach Jill Wilson became just the second coach in Tech history to begin her first two opening weekends with a perfect 6-0 record.
- Chris Riley went 6-0 in 2006 and '07, while the previous next best was Greg Smith (4-2) in 2000 and '01.

DID YOU KNOW

- Virginia Tech's volleyball team squared off against North Carolina inside the Dean Smith Center on Oct. 13, 2017, in front of a crowd of 19,246.
- The 19,246 fans watching the match was the most-ever in an NCAA volleyball match, breaking the previous record of 17,561 on Dec. 19, 2015, between Texas and Nebraska for the championship.
- On Oct. 22, 2017, inside Cassell Coliseum, the Hokies took on Duke and played in their longest match of the season – a five-set affair that was two hours and 30 minutes long.
- It was the longest match for Tech since opening weekend against Milwaukee (2:24). Of Tech's 31 matches in 2017, 14 went over the two-hour mark.
- In 2018, Tech's first match was the fastest in the Jill Wilson era, with it going 1 hour, 5 minutes versus USC Upstate in a 3-0 win. The previous fastest was 1:11 in the second match of the season against South Dakota State, a 3-0 Tech win.

TOLBERT REPS ACC

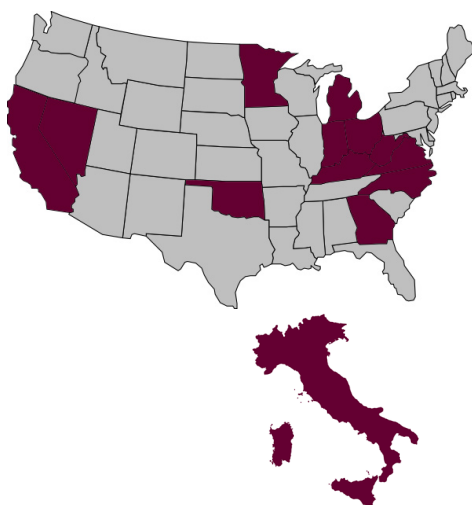
- Jaiila Tolbert was selected as the ACC's lone Student-Athlete Advisory Committee (SAAC) representative on the National Division I SAAC.
- She will vote on proposals regarding welfare for student-athletes - mental health, time demands and more. Tolbert enters her second year of the two-year term and it Tech's first ever.

THE FIRST ONE IS THE SWEETEST

- Tech's Head Coach Jill Wilson took down rival Virginia, 3-1, on Sept. 27, 2017, earning Wilson's first-ever ACC win and the Hokies' first of 2017.
- A few days later, Virginia Tech athletics director Whit Babcock gave Coach Wilson an embroidered volleyball, signifying the first conference win for her, which tasted a little sweeter over an arch rival.
- The two teams compete every year in the Commonwealth Clash and the win gave Tech half a point, its first win of the 2017-18 academic year from the fall sports - made up of men's and women's soccer, football and volleyball.

WHERE THEY AT

- Tech has 16 players on the squad who represent 12 states and one international country (Italy).
- Virginia is where the most players are from on the team, making up 18.8 percent.



STATES/COUNTRY

- Virginia (3)
- #10 Kylie Thomas
- #16 Jennifer Williams
- #21 Melody Caloyannides
- Georgia (2)
- #9 Rhegan Mitchell
- #11 Sarah Jane Lynch
- Calif., Ind., Ky., Mich., Minn., N.C., Nev., Ohio, Okla., W.Va. (1)
- #1 Kaity Smith (Ky.)
- #4 Jaiila Tolbert (Minn.)
- #5 Carol Raffety (Calif.)
- #6 Angel Robinson (Okla.)
- #7 Tessa Wyner (W.Va.)
- #13 Peyton Yelich (Ind.)
- #19 Marisa Cerchio (Ohio)
- #20 Abby McKinzie (Mich.)
- #22 Kai Young (N.C.)
- #23 Talyn Jackson (Nev.)
- Italy (1)
- #14 Ester Talamazzi

#FuelTheFire



"We're not there yet. We know we have a lot of work to do, but we're fueling it every single day," Wilson said in a recent radio interview with ESPN Blacksburg. "I can tell you that my players have been here the last part of the summer, and just the whole feel and the atmosphere of the culture is pretty incredible in a year's time. That's really what our theme represents. Our fans ... will see that. There is going to be a big change in the confidence and the culture that is happening. It's really, really exciting to be a part of." –

Head volleyball coach **Jill Wilson**



SCOOPING IT UP

- Junior Carol Raffety was a force on the defensive end all season for the Hokies, racking up a team-high 440 digs.
- The libero tallied three matches of 20-plus digs, and had a 18-match streak of 10 or more digs. She already has two 20-plus digs matches in 2018.

A DEBUT FOR THE AGES

- Kaity Smith placed her self in the record books on Aug. 25, 2017, when she led the Hokies to a 3-2 victory over Idaho State.
- Smith's 30 kills against the Bengals did the following in Tech's storied history:
 - Most ever in a debut.
 - Second freshman in school history to have over 30 kills in a match in their first season. Virginia Tech Sports Hall of Famer Lisa Pikalek racked up 38 against Southern Miss on Nov. 7, 1992.
 - Tied for the seventh-most kills in Hokie history.

ACC FRESHMAN OF THE WEEK - 3

- Outside hitter Ester Talamazzi followed in fellow teammate Kaity Smith's footsteps, as she earned her first ACC honor on Sept. 4. Smith earned it in Week 1.
- The Italy native racked up 38 kills, 28 digs and four blocks against Ole Miss, A-State and SMU.
- Smith followed Talamazzi's award 10 weeks later and picked up her second Freshman of the Week, as announced the by the league office Nov. 13.
- The Kentucky native tallied 25 kills, 15 digs and six blocks at Notre Dame and Louisville.

MILESTONES

- The Virginia Tech freshman kills section in the record book took a dent last season as outside hitters Ester Talamazzi and Kaity Smith made their mark on the top-10 list.
- The Italy and Kentucky natives passed Rachel Julian (251 kills), Katie Esbrook (263) and Cara Baarendse (280).
- Talamazzi is tied for eighth all-time with 290 kills, while Smith sits sixth with 309.

#	Name	Year	Kills
1.	Lisa Pikalek	1989	499
2.	Taylor Parrish	2006	444
3.	Jennifer Schmidt	1992	368
4.	Sarah Muñoz	2005	356
5.	Lindsey Owens	2013	311
6.	Kaity Smith	2017	309
7.	Felicia Willoughby	2007	303
8.	Annie Spicer	2001	290
	Ester Talamazzi	2017	290
10.	Cara Baarendse	2009	280

- Libero Carol Raffety finished her sophomore campaign 79 digs away from 1,000 in her career, which she got this past weekend.
- Setter Rhegan Mitchell tallied over 1,000 assists on the year in Tech's clash with FSU on Nov. 17. It marked the first time in her career that she hit the four-digit plateau. It also marks the first time since 2013 that a Hokie racked up over 1,000 assists in a season (Jordan Fish, 1,381).

BACK-TO-BACK CHAMPS

- Virginia Tech won its second tournament in a row on Sept. 2, 2017, claiming the A-State Invitational. It won the Pepsi Panther Invitational opening weekend.
- Five players were named to an All-Tournament Team in nonconference action - Stacey Christy (Pepsi Panther Invitational), Rhegan Mitchell (Pepsi Panther Invitational, A-State Invitational), Kaity Smith (Pepsi Panther Invitational, Thunder Invite), Ester Talamazzi (A-State Invitational) and Jaila Tolbert (A-State Invitational).
- Of those five players, Tech garnered the MVPs from two of the four tournaments - Mitchell (Pepsi Panther Invitational) and Talamazzi (A-State Invitational).

RPI INFO

- The NCAA released the Ratings Percentage Index, its final one, on Dec. 18 - the 10th ranking of the fall.
- The Hokies finished with the No. 183 RPI, which was the 12th best in the ACC topping Virginia (197), Boston College (227) and Clemson (258).
- The ACC had six teams in the top 50, including Louisville (26), Pitt (28), Miami (32), NC State (41), Notre Dame (43) and Florida State (48).
- Among the Power Five, the ACC was tied with the SEC for owning the third-most teams in the top 50 behind the Big Ten (10) and Pac-12 (9). The Big 12 has four teams.
- In 2016, Virginia Tech finished the year with a RPI of 168, the 10th best out of the ACC.

MATCH-BY-MATCH STARTERS

Opponent	Date	MB	MB	OH	OH	RS	S	L
USC Upstate (W, 3-0)	Aug. 24	Marisa Cerchio	Kai Young	Ester Talamazzi	Kaity Smith	Jaila Tolbert	Rhegan Mitchell	Carol Raffety
Presbyterian (W, 3-0)	Aug. 25	Marisa Cerchio	Kai Young	Ester Talamazzi	Kaity Smith	Jaila Tolbert	Rhegan Mitchell	Carol Raffety
Charlotte (W, 3-2)	Aug. 25	Marisa Cerchio	Kai Young	Ester Talamazzi	Kaity Smith	Jaila Tolbert	Rhegan Mitchell	Carol Raffety
William & Mary (W, 3-0)	Aug. 31	Marisa Cerchio	Kai Young	Ester Talamazzi	Kaity Smith	Jaila Tolbert	Rhegan Mitchell	Carol Raffety
Campbell (W, 3-0)	Aug. 31	Marisa Cerchio	Kai Young	Ester Talamazzi	Kaity Smith	Jaila Tolbert	Rhegan Mitchell	Carol Raffety
Robert Morris (W, 3-1)	Sept. 1	Marisa Cerchio	Kai Young	Ester Talamazzi	Kaity Smith	Jaila Tolbert	Talyn Jackson	Carol Raffety
IUPUI (W, 3-1)	Sept. 7	Marisa Cerchio	Kai Young	Ester Talamazzi	Kaity Smith	Jaila Tolbert	Rhegan Mitchell	Carol Raffety
Ohio (W, 3-1)	Sept. 7	Marisa Cerchio	Kai Young	Ester Talamazzi	Kaity Smith	Jaila Tolbert	Rhegan Mitchell	Carol Raffety
Samford (L, 3-0)	Sept. 8	Marisa Cerchio	Kai Young	Ester Talamazzi	Kaity Smith	Jaila Tolbert	Rhegan Mitchell	Carol Raffety



AVCA ACADEMIC HONOR

- The American Volleyball Coaches Association announced that the Virginia Tech volleyball program earned Team Academic Honors for the 2017-18 season.
- The AVCA honored a record 973 teams this year from both the high school and college ranks.
- The award is given to teams that hold an average 3.30 cumulative team GPA during the academic year on a 4.0 scale or 4.10 on a 5.0 scale.
- The Hokies finished the academic year with a cumulative team grade point average of 3.34.
- A total of 145 Division I schools were honored and Tech was one of five ACC schools to make the list, joining Florida State, Louisville, Miami (Fla.) and Pitt.

SMITH LIVED UP TO THE HYPE

- Kaity Smith was included on PrepVolleyball.com's list of Top Impact Freshmen last fall during the preseason.
- Smith had a high school teammate as well who made the list, Keyton Kinley, who is a defensive specialist for Tennessee.
- Smith was named to the PrepVolleyball.com top-five impact freshman from Week 1, after her incredible weekend in Milwaukee.

SMITH'S ROOKIE CAMPAIGN

- Kaity Smith had quite the rookie campaign as the outside hitter sits fifth all-time in Tech history for kills per set by a freshman, passing Lindsey Owens kills per set mark of 2.85 set in 2013.

#	Name	Year	K/S
1.	Lisa Pikalek	1989	3.78
2.	Taylor Parrish	2006	3.73
3.	Sarah Muñoz	2005	3.46
4.	Annie Spicer	2001	3.30
5.	Kaity Smith	2017	3.25

DOUBLING DOWN

- Outside hitter Ester Talamazzi and setter Rhegan Mitchell each tallied double-doubles in Virginia Tech's two matches to kickoff ACC play last season.
- Talamazzi, a freshman at the time, turned in seven double-doubles her first year in Blacksburg, including three straight to begin ACC play. Mitchell posted eight in 2017 and now owns a total of 18 in her storied career.
- Kaity Smith registered five double-doubles her freshman season, with her most recent one being on Nov. 19 against Florida State when she posted 13 kills and digs.
- Smith picked up where she left off in 2017, recording two double-doubles in Charlotte. Sophomore Marisa Cerchio and freshman Talyn Jackson posted the first of their careers, too.

COOKING FOR THE FAM

- During preseason camp, coach Jill Wilson split up the 16 players into four groups and had cooking groups through out the few weeks of camp.
- From entrées to appetizers to desserts, the groups would specialize on a night and make dinner for the team.
- The sophomore from Italy, Ester Talamazzi, stole the show in her group, as she made her favorite tiramisu, a coffee-flavored Italian dessert.

SMITH'S KICK SAVE

- Outside hitter Kaity Smith made the NCAA Volleyball's Twitter account's top-five plays of opening weekend, with her kick-saving a ball to keep it alive. Tech went on to win the point on an attack error by Charlotte
- Smith finished the day with a double-double, her second of the season.

TEAM MATCH-BY-MATCH

Date	Opponent	sp	attack				set			serve				recept			blocking				bhe	points	score	
			k	e	ta	pct	a	ta	pct	sa	se	ta	pct	re	ta	pct	dig	bs	ba	be				total
Aug 24, 2018	vs USC Upstate	3	44	10	86	.395	41	87	.471	3	5	74	.932	4	45	.911	40	0	18	2	9.0	2	-	3-0
Aug 25, 2018	vs Presbyterian	3	43	20	112	.205	39	112	.348	7	3	74	.959	1	51	.980	49	1	12	1	7.0	2	-	3-0
Aug 25, 2018	at Charlotte	5	69	35	178	.191	67	181	.370	4	6	104	.942	7	90	.922	81	1	34	4	18.0	0	-	3-2
Aug 31, 2018	WILLIAM & MARY	3	35	9	68	.382	28	64	.438	13	6	74	.919	2	37	.946	23	0	12	0	6.0	2	-	3-0
Aug 31, 2018	CAMPBELL	3	37	10	85	.318	35	83	.422	11	8	74	.892	2	46	.957	37	0	10	0	5.0	1	-	3-0
Sep 01, 2018	ROBERT MORRIS	4	59	25	150	.227	52	142	.366	13	9	96	.906	3	70	.957	69	0	12	0	6.0	1	-	3-1
Sep 07, 2018	vs IUPUI	4	56	17	137	.285	53	134	.396	7	7	95	.926	3	65	.954	58	5	18	0	14.0	0	-	3-1
Sep 07, 2018	at Ohio	4	58	16	127	.331	52	128	.406	5	12	98	.878	4	74	.946	56	0	16	0	8.0	0	-	3-1
Sep 08, 2018	vs Samford	3	26	14	86	.140	25	91	.275	0	6	56	.893	4	61	.934	34	1	6	1	4.0	0	-	0-3
		32	427	156	1029	.263	392	1022	.384	63	62	745	.917	30	539	.944	447	8	138	8	77.0	8	-	
Opponents		32	327	184	1032	.139	305	1051	.290	30	60	600	.900	64	683	.906	393	11	80	15	51.0	6	-	

Sets played: 32
 Kills per set: 13.34
 Assists per set: 12.25

Service aces per set: 1.97
 Digs per set: 13.97
 Blocks per set: 2.41

Ball handling errors per set: 0.25
 Reception errors per set: 0.94



PROGRAM HISTORY

First Year	1977
All-Time Record	734-644-3
Conference Champions	(1) 1972, Metro
Tournament Championships	None
NCAA Tournaments	(1) 2010
NIVC Tournaments (0) Steve Lowe Award,	1982
Postseason Record	1-1
Best record	(1992) 26-11
Best in NCAAs	(2010) 1-1
Players signed pro	12 since 2006

CASELL COLISEUM

Capacity	9,275
Opened	1962
Renovation	2017
Tech Record	371-167 (.690)
Attendance High in 2017	2,361
Winning Seasons	20

MILESTONES HUNT

75 Aces	Carol Raffety, 57
250 Blocks	Jaila Tolbert, 243
1,000 Kills	Jaila Tolbert, 772
1,500 Digs	Carol Raffety, 1,029
3,000 Assists	Rhegan Mitchell, 2,819
100 Matches Played	Rhegan Mitchell, 86

SCOUTING VCU

- VCU is coming off a 2-1 weekend in Tallahassee, Florida, defeating Florida A&M and Southern Miss while falling in three sets to Florida State. The Rams are 0-2 this year against ACC opponents, losing to No. 9 Pittsburgh 3-0 and FSU 3-0.
- The Rams have beaten a Power Five team, though, taking down Oklahoma 3-1 in a neutral-site match on Sept. 1 in South Orange, New Jersey. They own an overall record of 4-6, but have won three out of their last four matches.
- Head Coach Jody Rogers enters her sixth year in Richmond after leading the Rams to a 30-3 overall record last fall, guiding them to an Atlantic 10 title and NCAA Tournament berth. Rogers, the reigning A-10 Coach of the Year, owns an overall record of 110-61 and a 50-20 mark in conference play at VCU.
- Middle blocker Jasmin Sneed paces the Rams, owning the best blocks per set average (1.51) in the A-10 and the second-highest hitting percentage (.381) in the league. Outside hitter Vicky Giommarini has racked up a team-high 102 kills, 84 digs and 20 blocks.

LAST TIME

- The last time the Hokies and Rams went at it was on Sept. 5, 2014, in Athens, Ohio. Tech got the best of VCU, sweeping them in a neutral-site match.



Volleyball Box Score
The Automated ScoreBook
Virginia Tech vs VCU (Sep 05, 2014 at Athens, Ohio)



#	Virginia Tech	S	Attack			Pct	Serve			Block			Pts	
			K	E	TA		Asst	SA	SE	RE	Dig	BS		BA
1	Lindsey Owens	2	6	0	11	.545	1	0	1	3	0	2	0	0
4	Jordan Fish	3	1	1	2	.000	15	0	1	0	0	0	0	0
10	Amanda McKinzie	3	6	3	22	.136	0	3	0	1	3	0	0	0
17	Ashley Battle	3	1	1	8	.000	0	0	0	0	0	1	0	0
20	Kathryn Caine	3	7	2	12	.417	0	0	0	0	0	0	0	0
32	LaTasha Samson-Akpan	3	4	1	5	.600	0	1	0	1	2	0	2	0
5	Kennedy Bryan	1	2	0	3	.667	0	0	0	0	2	0	0	0
8	Katie Krueger	3	5	1	10	.400	1	0	0	1	1	0	0	0
15	Kyra Coundourides	3	1	0	1	1.000	13	0	1	0	5	0	0	0
21	Megan Beckwith	3	0	0	0	.000	2	1	1	0	7	0	0	1
Totals	3	33	9	74	324	.321	32	5	3	3	30	0	6	0

Team Attack By Set							TOTAL TEAM BLOCKS: 3.0							
Set	K	E	TA	Pct										
2	13	1	21	.571										
3	14	4	29	.345										

SET SCORES	1	2	3	Team Records:				
2	13	1	21	Virginia Tech (3)	25	25	25	2-2
3	14	4	29	VCU (0)	19	18	17	1-3

#	VCU	S	Attack			Pct	Serve			Block			Pts	
			K	E	TA		Asst	SA	SE	RE	Dig	BS		BA
1	JONES, Kalah	3	8	6	28	.071	1	0	1	2	3	0	0	0
4	BLAZE, Samantha	3	0	0	0	.000	1	1	1	2	3	0	0	0
8	REED, Nora	3	5	1	12	.333	1	1	2	0	0	1	0	0
11	ARAGAO, Cecilia	3	1	0	3	.333	18	0	3	0	3	0	1	0
12	IBEH, Uzoamaka	3	4	4	10	.000	0	0	0	0	0	0	0	0
17	SYKES, Janelle	3	6	1	10	.500	0	0	0	0	0	0	1	0
2	KILBANE, Mary	3	0	1	1	-1.000	5	0	1	0	11	0	0	0
5	FEDERSEN, Jane	1	0	0	0	.000	0	0	0	0	0	0	0	0
6	STRANGE, Rebekah	3	1	0	1	1.000	1	1	0	0	6	0	0	0
7	PEARCE, Tori	1	0	0	0	.000	0	0	0	0	0	0	0	0
9	YOUNG, Jessica	3	5	3	16	.125	0	0	0	0	0	0	0	0
Team														
Totals	3	30	16	81	173	.273	3	8	5	26	1	2	0	0

Team Attack By Set							TOTAL TEAM BLOCKS: 2.0							
Set	K	E	TA	Pct										
1	8	6	28	.071										
2	12	4	25	.320										
3	10	6	28	.143										

Site: Athens, Ohio (Convocation Center)
Date: Sep 05, 2014 Attend: Time: 1:20
Referees: Mary Black, Terry Bush
2014 Baymont Inn & Suites Invitational

	1	2	3	Total
Tie scores	1	4	6	11
Lead change	1	0	1	2

OPPONENT MATCH-BY-MATCH

Date	Opponent	sp	attack			set			serve			recept			blocking			bhe	points	score				
			k	e	ta	pct	a	ta	pct	sa	se	ta	pct	re	ta	pct	dig				bs	ba	be	total
Aug 24, 2018	vs USC Upstate	3	26	25	99	.010	24	97	.247	4	3	48	.938	3	69	.957	28	0	4	3	2.0	0	-	3-0
Aug 25, 2018	vs Presbyterian	3	28	19	101	.089	26	107	.243	1	3	55	.945	7	71	.901	42	1	10	0	6.0	2	-	3-0
Aug 25, 2018	at Charlotte	5	49	22	164	.165	47	172	.273	7	8	98	.918	4	98	.959	63	5	22	7	16.0	0	-	3-2
Aug 31, 2018	WILLIAM & MARY	3	20	21	73	-.014	18	78	.231	2	4	41	.902	13	68	.809	21	2	0	2	2.0	0	-	3-0
Aug 31, 2018	CAMPBELL	3	27	22	92	.054	25	91	.275	2	5	51	.902	12	66	.818	33	0	6	0	3.0	0	-	3-0
Sep 01, 2018	ROBERT MORRIS	4	39	11	129	.217	36	135	.267	3	8	78	.897	13	87	.851	62	0	10	0	5.0	4	-	3-1
Sep 07, 2018	vs IUPUI	4	42	25	135	.126	40	138	.290	3	6	71	.915	7	88	.920	59	1	10	0	6.0	0	-	3-1
Sep 07, 2018	at Ohio	4	50	24	141	.184	46	137	.336	4	11	85	.871	5	86	.942	45	1	8	1	5.0	0	-	3-1
Sep 08, 2018	vs Samford	3	46	15	98	.316	43	96	.448	4	12	73	.836	0	50	1.000	40	1	10	2	6.0	0	-	0-3
Virginia Tech		32	327	184	1032	.139	305	1051	.290	30	60	600	.900	64	683	.906	393	11	80	15	51.0	6	-	
		32	427	156	1029	.263	392	1022	.384	63	62	745	.917	30	539	.944	447	8	138	8	77.0	8	-	

Sets played: 32
Kills per set: 10.22
Assists per set: 9.53

Service aces per set: 0.94
Digs per set: 12.28
Blocks per set: 1.59

Ball handling errors per set: 0.19
Reception errors per set: 2.00



MATCH-BY-MATCH LEADERS

Opponent	Date	Kills	% (min. 12 A)	Assists	Aces	Digs	Blocks
USC Upstate (W, 3-0)	Aug. 24	14 - Smith	.636 - Tolbert	16 - Mitchell	2 - Talamazzi	9 - (2 players)	5- (2 players)
Presbyterian (W, 3-0)	Aug. 24	13 - Smith	.480 - Smith	23 - Mitchell	3 - Cerchio	15 - Smith	4 - Cerchio
Charlotte (W, 3-2)	Aug. 25	15 - Cerchio	.300 - Tolbert	48 - Mitchell	1 - (4 players)	22 - Talamazzi	10 - Cerchio
William & Mary (W, 3-0)	Aug. 31	13 - Cerchio	.812 - Cerchio	12 - Mitchell	8 - Talamazzi	6 - Mitchell	4 - Cerchio
Campbell (W, 3-0)	Aug. 31	9 - Tolbert	.562 - Tolbert	15 - (2 players)	3 - Talamazzi	13 - Raffety	3 - Cerchio
Robert Morris (W, 3-1)	Sept. 1	17 - Smith	.429 - Cerchio	45 - Jackson	4 - McKinzie	21 - Raffety	5 - Robinson
IUPUI (W, 3-1)	Sept. 7	18 - Smith	.381 - Tolbert	38 - Mitchell	3 - (2 players)	13 - Talamazzi	9 - Cerchio
Ohio (W, 3-1)	Sept. 7	17 - Tolbert	.500 - Cerchio	42 - Mitchell	2 - Smith	14 - (2 players)	6 - Cerchio
Samford (L, 3-0)	Sept. 8	8 - Tolbert	.357 - Tolbert	19 - Mitchell	None	11 - Raffety	3 - Cerchio

DOUBLE-DOUBLES COUNT

Who	What	When
Kaity Smith.....	13 K, 15 D.....	vs. Presbyterian (8/25)
Kaity Smith.....	14 K, 14 D.....	at Charlotte (8/25)
Marisa Cerchio.....	15 K, 10 B.....	at Charlotte (8/25)
Talyn Jackson.....	45 A, 13 D.....	vs. Robert Morris (9/1)
Kaity Smith.....	18 K, 12 D.....	vs. IUPUI (9/7)
Ester Talamazzi.....	10 K, 13 D.....	vs. IUPUI (9/7)
Ester Talamazzi.....	10 K, 10 D.....	at Ohio (9/7)
Kaity Smith.....	14 K, 14 D.....	at Ohio (9/7)

TEAM, PLAYER & OPPONENT HIGHS

Kills
Team 69 at Charlotte (8/25)
Player Kaity Smith - 18 vs. IUPUI (9/7)
Opponent 50 - Ohio (9/7)
Attack Percentage
Team .395, 44-10-86 vs. USC Upstate (8/25)
Player (min. 12 kills) Marisa Cerchio - .812, 13-0-16 vs. William & Mary (8/31)
Opponent .316, 46-15-98 - Samford (9/8)
Assists
Team 67 at Charlotte (8/25)
Player Rhegan Mitchell - 48 at Charlotte (8/25)
Opponent 47 - Charlotte (8/25)
Service Aces
Team 13 (2x) last vs. Robert Morris (9/1)
Player Ester Talamazzi - 8 vs. William & Mary (8/31)
Opponent 7 - Charlotte (8/25)
Digs
Team 81 at Charlotte (8/25)
Player Ester Talamazzi - 22 at Charlotte (8/25)
Opponent 63 - Charlotte (8/25)
Total Blocks
Team 18 at Charlotte (8/25)
Player Marisa Cerchio - 10 at Charlotte (8/25)
Opponent 16 - Charlotte (8/25)





Jill WILSON

- Second season at Virginia Tech
- 16th as a coach in Division I
- Produced 15 All-SEC players and '02 ACC Player of the Year
- Averaged 20-plus wins per year at LSU (10 years)

The Wilson File

PERSONAL

BORN: May 6, 1979

HOMETOWN: Richmond, Texas

FAMILY: Husband, Jared

COACHING RECORD AT VIRGINIA TECH: 18-22 (2nd year)

CAREER HEAD COACHING RECORD: 18-22 (.450)

EDUCATION

LSU - Bachelor of Science - Business Admin., 2001

JOINED TECH STAFF: Jan. 12, 2017

YEARS OF COLLEGIATE HEAD COACHING: 1

YEARS OF COLLEGIATE COACHING: 15

COACHING HISTORY

2017- Virginia Tech (Head Coach)

2013-16 LSU (Associate Head Coach)

2007-12 LSU (Assistant Coach)

2006-07 Wake Forest (Assistant Coach)

2002-04 North Carolina (Assistant Coach)

2001-02 Tennessee-Martin (Graduate Assistant)

PLAYING HISTORY

1997-00 LSU (outside hitter)

4-year letterwinner and starter

Ranked 6th in the SEC with 23 service aces senior year

Appeared in the 2000 SEC Tournament finals

POSTSEASON EXPERIENCE

LSU 2014 (First Round - Eugene, Ore.)

Defeated Oklahoma, Loss to Oregon

2013 (First Round - Seattle, Wash.)

Defeated Michigan, Loss to Washington

2010 (First Round - Norman, Okla.)

Loss to Tulsa

2009 (First Round - Baton Rouge, La.)

Defeated Tulane, Loss to Texas A&M

2008 (First Round - Los Angeles, Calif.)

Loss to UCLA

2007 (First Round - Austin, Texas)

Defeated New Mexico State, Loss to Texas

UNC 2002 (Regionals - Lincoln, Neb.)

Defeated Winthrop, South Carolina at home

Loss to Hawai'i

Jill Lytle Wilson was named the head coach of the Virginia Tech volleyball program on January 12, 2017, and enters her second year in Blacksburg.

In her first season as the head coach of the Hokies in 2017, Wilson guided Jaila Tolbert to second-team All-ACC after she owned the highest hitting percentage in the conference for non-middle blockers. Tolbert, a right-side hitter, hit more than .300 in 20 matches and earned Virginia Sports Information Directors (VaSID) all-state honors.

Wilson also was key in the development of Kaity Smith, who was named to the ACC All-Freshman Team, as well as the VaSID Freshman of the Year. Smith started the season breaking a school record, putting down 30 kills in her debut – a program first.

Picking up two wins over Virginia in her first season, Wilson contributed to a full point in the Virginia529 Commonwealth Clash. Wilson led Tech to two nonconference tournament titles her opening season, winning the Pepsi Panther Invitational and A-State Invitational. At the A-State Invitational, the Hokies took down Arkansas State and SMU, two teams that won 20-plus matches and earned a bid to the National Invitational Volleyball Championship (NIVC).

Wilson joined the Hokies after an extremely successful run on the bench at LSU where, as the recruiting coordinator, she signed five top-30 recruiting classes according to PrepVolleyball.com. She also helped lead the Tigers to six NCAA Tournament appearances and the 2009 SEC Championship, as well as 25-win seasons in 2007, 2009 and 2010. The Tigers averaged over 20 wins per season during her time on the LSU staff.

"We are excited to welcome Jill and her husband, Jared, to Virginia Tech," Virginia Tech Director of Athletics Whit Babcock said after the announcement of her hiring. "Jill served as an integral component of an LSU program that became a perennial NCAA tournament team during her tenure in the highly-competitive Southeastern Conference. We heard from some of the most respected coaches in the country about Jill's many talents, and their sentiments were very consistent that the school that recruited her away from her alma mater was going to be fortunate to have Jill lead their volleyball program."

Along with her reputation as a staunch recruiter, Wilson helped produce 15 All-SEC selections, four American Volleyball Coaches Association All-South Region First Team picks and an AVCA First Team All-American and SEC Player of the Year in middle blocker Brittnee Cooper.

No stranger to the ACC, Wilson was an assistant at North Carolina from 2002-04 before serving as the top assistant at Wake Forest in 2006. She coached two All-Americans, an ACC Player of the Year and helped lead the Tar Heels to the 2002 regular season ACC Championship and an NCAA Sweet Sixteen appearance. With the Demon Deacons, Wilson trained outside and right side hitters along with assisting in recruiting prospective student-athletes and organizing all team travel.

Wilson broke into coaching in 2001 as a graduate assistant coach at Tennessee-Martin. The Skyhawks finished the campaign with a 24-7 record and won the Ohio Valley Conference regular season championship.

A four-year starter at outside hitter at LSU from 1997-2000, Wilson ranked sixth in the SEC with 23 service aces during her senior campaign that also saw the Tigers appear in the 2000 SEC Tournament finals.

Wilson exemplified the Virginia Tech spirit of Ut Prosim while she was a student-athlete. She was the Tigers' representative on the women's at-large SEC Good Works Team in 1999-00 and she was named the LSU Student-Athlete Volunteer of the Year in 2000.

The Richmond, Texas native graduated from LSU with a B.S. in business administration with concentration in pre-law. While at UT-Martin, Wilson pursued graduate studies in health and human performance.





KAITY SMITH

Sophomore | 6-1
OH | Florence, Ky.

High School/Club Team
Randall Cooper | Lexington United

Major: Criminology

1

Charlotte Invitational Co-MVP
Charlotte Invitational All-Tournament Team
Hokie Invitational All-Tournament Team
ACC All-Freshman Team
VaSID Freshman of the Year
Prep Volleyball All-Freshman Honorable Mention
2x ACC Freshman of the Week (08/28/17, 11/13/17)
Thunder Invite All-Tournament Team
Pepsi Panther Invitational All-Tournament Team

AT THE NET

- Turned in her fourth double-double of the season versus Ohio (9/7), tallying 14 kills and digs.
- Posted a season-high 18 kills on a .351 hitting percentage while racking up 12 digs and three aces against IUPUI (9/7).
- Had 17 kills, eight digs and two blocks vs. Robert Morris (9/1).
- Had consecutive double-doubles against Presbyterian (13 kills, 15 digs) and Charlotte (14 kills and digs).
- Started the season with posting a career-high hitting percentage (.591) with 14 kills against USC Upstate (8/24).
- Played in 27 matches with 26 starts in 2017.
- Began the 2017 season with a bang, tallying 30 kills in her debut against Idaho State, which was the most in a Hokie debut.

SEASON HIGHS

Kills 18 vs. IUPUI (9/7/18)
Hitting percentage..... .591 vs. USC Upstate (8/24/18)
Assists 2 at Charlotte (8/25/18)
Aces 3 (2x)
Digs 15 vs. Presbyterian (8/25/18)
Blocks 2 (4x)

CAREER HIGHS

Kills 30 vs. Idaho State (8/25/17)
Hitting percentage..... .591 vs. USC Upstate (8/24/18)
Assists 2 (2x)
Aces 3 (2x)
Digs 15 vs. Presbyterian (8/25/18)
Blocks 5 vs. Florida State (11/17/17)

2018 MATCH-BY-MATCH STATS

Date	Opponent	sp	k	e	ta	pr	a	bs	pt	sv	rcv	bl	dm	b	ba	bb	total	pts	blk	team				
Aug 24, 2018	vs USC Upstate	*3	14	1	22	591	0	1	2000	0	1	14	923	0	6	1,000	4	0	2	0	2.0	0	-.395	3-0
Aug 25, 2018	vs Presbyterian	*3	13	1	25	.480	0	3	2000	1	2	16	875	0	11	1,000	15	0	0	0	0.0	0	-.205	3-0
Aug 25, 2018	at Charlotte	*3	14	13	38	.036	2	9	222	1	2	21	905	0	12	1,000	14	0	1	0	1.0	0	-.191	3-2
Aug 31, 2018	WILLIAM & MARY	*3	10	3	18	.389	1	1	1,000	3	2	13	846	0	6	1,000	1	0	0	0	0.0	0	-.382	3-0
Aug 31, 2018	CAMPBELL	*3	8	3	20	.250	1	1	1,000	2	2	13	846	1	10	900	7	0	2	0	2.0	0	-.318	3-0
Sep 01, 2018	ROBERT MORRIS	*4	17	7	42	.238	1	1	1,000	2	3	9	867	0	6	1,000	8	0	2	0	2.0	0	-.227	3-1
Sep 07, 2018	vs IUPUI	*4	18	5	37	.351	1	2	500	3	3	20	850	1	9	889	12	0	1	0	1.0	0	-.285	3-1
Sep 07, 2018	at Ohio	*4	14	5	27	.333	0	2	2000	2	3	17	824	0	18	1,000	14	0	2	0	2.0	0	-.331	3-1
Sep 08, 2018	vs Saintford	*3	5	2	25	.120	1	3	333	0	3	10	733	2	10	850	7	0	0	0	0.0	0	-.140	0-3
			32	113	40	254	.287	7	23	304	14	21	133	842	4	88	955	82	0	10	0	10.0	0	

Sets played: 32
Kills per set: 3.53
Assists per set: 0.22

Service aces per set: 0.44
Digs per set: 2.56
Blocks per set: 0.31



JAILA TOLBERT (JAY-lah)

Senior | 6-1
RS | Minneapolis, Minn.

High School/Club Team
Breck | MN Select

Major: International Business

4

Charlotte Invitational All-Tournament Team
Bobcat Invitational All-Tournament Team
2017-18 All-ACC Academic Volleyball Team
2017-18 ACC Academic Honor Roll
U.S. Women's Collegiate National Team - Detroit Invitee
All-ACC Second Team
VaSID First Team All-State
2017-18 SAAC Division I ACC representative

AT THE NET

- Recorded a season-high 17 kills on a .467 hitting percentage and had four blocks against Ohio (9/7).
- Had 12 kills on a .381 clip and four blocks versus IUPUI (9/7).
- Tallied nine kills on a .563 clip with three digs and two blocks versus Campbell (8/31).
- Had two season highs with four digs and six blocks, while putting down 14 kills versus Charlotte (8/25).
- Hit .636 (7 kills, 11 attempts) and posted five blocks to begin the season against USC Upstate (8/24).
- Played in all 31 matches with 26 starts in 2017.
- Tallied six straight matches of hitting over .300 in ACC play.
- Led the ACC in hitting percentage among non-middle blockers, was seventh among all positions with a .331 clip.

SEASON HIGHS

Kills 17 at Ohio (9/7/18)
Hitting percentage..... .636 vs. USC Upstate (8/24/18)
Assists 1 vs. Robert Morris (9/1/18)
Aces
Digs 4 at Charlotte (8/25/18)
Blocks 6 at Charlotte (8/25/18)

CAREER HIGHS

Kills 22 at NC State (10/15/17)
Hitting percentage..... .733 vs. Pitt (9/28/16)
Assists 2 (2x)
Aces 2 vs. South Dakota State (8/25/17)
Digs 6 (2x)
Blocks 7 vs. Appalachian State (8/26/16)

2018 MATCH-BY-MATCH STATS

Date	Opponent	sp	k	e	ta	pr	a	bs	pt	sv	rcv	bl	dm	b	ba	bb	total	pts	blk	team				
Aug 24, 2018	vs USC Upstate	*3	7	0	11	.538	0	0	2000	0	0	0	0	0	0	0	0	0	0	0	0.0	0	-.395	3-0
Aug 25, 2018	vs Presbyterian	*3	8	6	18	.111	0	2	2000	0	0	0	0	0	0	0	0	0	0	0	0.0	0	-.205	3-0
Aug 25, 2018	at Charlotte	*3	14	5	33	.302	0	0	2000	0	0	0	0	0	0	0	0	0	0	0	0.0	0	-.191	3-2
Aug 31, 2018	WILLIAM & MARY	*3	3	3	11	.000	0	0	0	0	0	0	0	0	0	0	0	0	0	0	0.0	0	-.382	3-0
Aug 31, 2018	CAMPBELL	*3	9	0	16	.562	0	1	2000	0	0	0	0	0	0	0	0	0	0	0	0.0	0	-.318	3-0
Sep 01, 2018	ROBERT MORRIS	*4	12	8	29	.348	1	1	1,000	0	0	0	0	0	0	0	0	0	0	0	0.0	0	-.227	3-1
Sep 07, 2018	vs IUPUI	*4	12	4	21	.381	0	1	2000	0	0	0	0	0	0	0	0	0	0	0	0.0	0	-.285	3-1
Sep 07, 2018	at Ohio	*4	17	3	30	.467	0	1	2000	0	0	0	0	0	0	0	0	0	0	0	0.0	0	-.331	3-1
Sep 08, 2018	vs Saintford	*3	8	3	14	.357	0	2	2000	0	0	0	0	0	0	0	0	0	0	0	0.0	0	-.140	0-3
			32	90	32	180	.322	1	6	.125	0	0	0	0	0	0	0	0	2	1,000	18	0	-.291	0

Sets played: 32
Kills per set: 2.81
Assists per set: 0.03

Digs per set: 0.56
Blocks per set: 0.91



CAROL RAFFETY

Junior | 5-11
L/DS | Novato, Calif.

High School/Club Team
Marin Catholic | Absolute

Major: Criminology

5

Hokie Invitational All-Tournament Team

AT THE NET

- Posted 14 digs, five assists and an ace against Ohio (9/7).
- Recorded 13 digs, including her 1,000th career dig in the third set to become the 17th Hokie to ever accomplish the feat, and three assists versus IUPUI (9/7).
- Collected a season-high 21 digs and dished out two assists against Robert Morris (9/1).
- Tallied 13 digs, two assists and an ace versus Campbell (8/31).
- Scooped up 20 digs, the 10th time of her career owning 20 or more in a match, and recorded four assists and an ace versus Charlotte (8/25).
- Dished out seven assists and tallied five digs in the season opener against USC Upstate (8/24).
- Played in all 31 matches in 2017.
- Had a career night against Milwaukee, tallying 14 digs and set two career highs - assists (7) and service aces (4).
- Tallied 14-plus digs in all three matches at the A-State Invite.
- Scooped up 10-plus digs in 18 straight matches.
- Broke the freshman digs record with 481 in 2016, a mark that had been held by Amanda Cloyd since 2004.

SEASON HIGHS

Kills.....1 vs. IUPUI (9/7/18)
Hitting percentage.....333 vs. IUPUI (9/7/18)
Assists.....7 vs. USC Upstate (8/25/18)
Aces.....2 vs. Presbyterian (8/25/18)
Digs21 vs. Robert Morris (9/1/18)
Blocks.....

CAREER HIGHS

Kills.....9 at Florida State (10/14/16)
Hitting percentage.....1.00 at No. 19 Florida State (9/24/17)
Assists7 (2)
Aces4 at Milwaukee (8/26/17)
Digs28 vs. Appalachian State (8/26/16)
Blocks.....1 at Florida State (10/14/16)

2018 MATCH-BY-MATCH STATS

Date	Opponent	attack				set				serve				recept				blocking				team								
		sa	ka	ta	pta	sa	ka	ta	pta	sa	ka	ta	pta	sa	ka	ta	pta	bs	ba	be	total	bhe	points	hits	score					
Aug 24, 2018	vs USC Upstate	3	0	0	0.000	7	15	467	0	1	10	503	2	10	600	5	0	0	0.0	0	0	0	0	0	0	0	-	355	3-0	
Aug 25, 2018	vs Presbyterian	3	0	0	0.000	5	12	417	2	1	17	541	0	7	1,000	5	0	0	0.0	0	0	0	0	0	0	0	-	205	3-0	
Aug 25, 2018	at Charlotte	5	0	0	0.000	4	11	364	1	1	18	944	3	33	909	20	0	0	0.0	0	0	0	0	0	0	0	-	191	3-2	
Aug 31, 2018	WILLIAM & MARY	3	0	0	0.000	3	5	600	0	1	8	878	0	12	1,000	6	0	0	0.0	1	0	0	0	0	0	0	-	382	3-0	
Aug 31, 2018	CAMPBELL	3	0	0	0.000	2	5	400	1	2	11	818	0	12	1,000	13	0	0	0.0	0	0	0	0	0	0	0	-	318	3-0	
Sep 01, 2018	ROBERT MORRIS	4	0	0	0.000	2	17	116	0	0	10	1,000	2	47	967	21	0	0	0.0	0	0	0	0	0	0	0	-	227	3-1	
Sep 07, 2018	vs IUPUI	4	1	0	3.333	3	6	500	0	0	22	1,000	2	39	940	13	0	0	0.0	0	0	0	0	0	0	0	-	295	3-1	
Sep 07, 2018	at Ohio	4	0	0	2.000	5	14	357	1	2	15	867	0	25	1,000	14	0	0	0.0	0	0	0	0	0	0	0	-	331	3-1	
Sep 08, 2018	vs Samford	3	0	0	0.000	4	15	267	0	0	10	1,000	0	12	1,000	11	0	0	0.0	0	0	0	0	0	0	0	-	140	0-3	
Sep 08, 2018	vs Samford	3	0	0	0.000	35	100	334	5	8	121	534	9	137	554	108	0	0	0	0.0	1	0	0	0	0	0	0	-		

Sets played: 32
Kills per set: 0.03
Assists per set: 1.09
Service aces per set: 0.16
Digs per set: 3.38



ANGEL ROBINSON

Freshman | 6-0
MB | Norman, Okla.

High School/Club Team
Norman North | Peak

Major: University Studies

6

AT THE NET

- Played in two set against Samford (9/8).
- Recorded her best match to date, posting three kills and five blocks, both career highs, versus Robert Morris (9/1).
- Tallied her first-ever ace against William & Mary (8/31).
- Put down the first kill of her career versus Presbyterian (8/25).
- Debut came against USC Upstate (8/24) in the season opener, tallying a block.
- Four-year letterwinner coached by Stephanie Kane at North Norman.
- Guided North Norman to the OSSAA 6A State Championship matches two years in a row, finishing runner-up in 2016 and 2017.
- Also led the Timberwolves to an unblemished record in conference play and a 31-4 overall record in 2017.
- 2017 OSSAA All-State Big West selection.
- 2017 OSSAA All-State Tournament Team selection.
- Team captain in 2017.
- Earned the most driven athlete award.
- Tabbed most improved player her ninth-grade season.

SEASON/CAREER HIGHS

Kills.....3 vs. Robert Morris (9/1/18)
Hitting percentage.....500 vs. Presbyterian (8/25/18)
Assists.....
Aces.....1 vs. William & Mary (8/31/18)
Digs
Blocks5 vs. Robert Morris (9/1/18)

2018 MATCH-BY-MATCH STATS

Date	Opponent	attack				set				serve				recept				blocking				team							
		sa	ka	ta	pta	sa	ka	ta	pta	sa	ka	ta	pta	sa	ka	ta	pta	bs	ba	be	total	bhe	points	hits	score				
Aug 24, 2018	vs USC Upstate	1	0	0	0.000	0	0	0	0.000	0	0	0	0.000	0	0	0	0.000	0	0	0	0	0	0	0	0	0	-	355	3-0
Aug 25, 2018	vs Presbyterian	1	1	0	2.500	0	0	0.000	0	0	0.000	0	0	0.000	0	0	0.000	0	0	0	0	0	0	0	0	0	-	205	3-0
Aug 21, 2018	WILLIAM & MARY	1	0	0	0.000	0	0	0.000	0	0	0.000	1	1	4	750	0	0	0.000	0	0	0	0	0	0	0	0	-	382	3-0
Sep 01, 2018	ROBERT MORRIS	4	3	0	10.000	0	0	0.000	0	0	0.000	0	0	0.000	0	0	0.000	0	0	5	0	0	0	0	0	0	-	227	3-1
Sep 08, 2018	vs Samford	2	0	1	3.333	0	0	0.000	0	1	0.000	0	0	0.000	0	0	0.000	0	0	0	0	0	0	0	0	0	-	140	0-3
Sep 08, 2018	vs Samford	4	4	1	15.000	0	0	1.000	1	1	4	750	0	0	0.000	0	0	0.000	0	0	6	0	0	0	0	0	-		

Sets played: 9
Kills per set: 0.44
Service aces per set: 0.11
Blocks per set: 0.67





TESSA WYNER

Freshman | 5-11
OH | Charleston, W.Va.

High School/Club Team
George Washington | River Cities Thunder

Masters: Biology

7

AT THE NET

- Played in a set against Samford (9/8), getting an attack.
- Appeared in a set against William & Mary.
- Debut came versus Presbyterian (8/25), posting an assist.
- Four-year varsity letterwinner coached by Missy Smith at George Washington.
- Three-time West Virginia Gatorade Player of the Year.
- Two-time West Virginia Sports Writers Association Player of the Year.
- Mountain State Athletic Conference Player of the Year.
- Four-time first-team All-State selection.
- Led George Washington to a WVSSAC state championship.
- MaxPreps Underclassmen All-American.
- PrepVolleyball All-American.
- Guided her club team to winning USA 18 Nationals, the first time a team from West Virginia had ever done so.
- Captain.

SEASON/CAREER HIGHS

Kills.....
Hitting percentage.....1 vs. Presbyterian (8/25/18)
Assists.....
Aces.....
Digs.....
Blocks.....

2018 MATCH-BY-MATCH STATS

Date	Opponent	sp	k	a	ta	ptct	a	ta	ptct	sa	se	ta	ptct	re	ta	ptct	dig	bs	bb	bs	bsct	bbs	points	team	hgt%	score
Aug 25, 2018	vs Presbyterian	1	0	1	2	-50%	1	1	1.00%	0	0	0	.00%	1	2	50%	0	0	0	0	0	0	0	205	3-0	
Aug 31, 2018	WILLIAM & MARY	1	0	0	0	.00%	0	0	.00%	0	0	0	.00%	0	0	.00%	0	0	0	0	0	0	0	382	3-0	
Sep 08, 2018	vs Samford	3	0	1	3	-33%	1	1	1.00%	0	0	1	1.00%	1	2	50%	0	0	0	0	0	0	0	140	0-3	

Sets played: 3
Kills per set: 0.00
Assists per set: 0.33



RHEGAN MITCHELL (like Ronald Reagan)

r-Senior | 5-8
S | Peachtree City, Ga.

High School/Club Team
McIntosh | Tsunami

Major: Human Nutrition, Exercise
(like Ronald Reagan)

9

2017-18 ACC All-Academic Honor Roll

- Pepsi Panther Invitational MVP**
Pepsi Panther Invitational All-Tournament Team
A-State Invitational All-Tournament Team

AT THE NET

- Had a near double-double against Ohio (9/7), recording 42 assists, nine digs and two kills and blocks.
- Tallied 38 assists and seven digs versus IUPUI (9/7).
- Posted 15 assists, tied a career-high two aces and had a dig against Campbell (8/31).
- Dished out 48 assists and collected nine digs, five blocks and four kills against Charlotte (8/25).
- The 48 assists versus the 49ers marked Mitchell's 17th time of having 45 or more assists in a match.
- Almost had a double-double versus USC Upstate (8/24), registering 14 assists and nine digs in the season opener.
- Played in all 31 matches with 29 starts in 2017.
- Set a career-high 65 assists in the opener against Idaho State, mark finished tied-15th nationally for most assists in a match.
- Was one of only six players in the ACC to own more than 1,000 assists on the year, the first Hokie since 2013 to do so.
- Racked up a team-high eight double-doubles last fall.

SEASON HIGHS

Kills.....4 at Charlotte (8/25/18)
Hitting percentage.....500 at Charlotte (8/25/18)
Assists.....48 at Charlotte (8/25/18)
Aces2 vs. Campbell (8/31/18)
Digs.....9 at Charlotte (8/25/18)
Blocks.....5 at Charlotte (8/25/18)

CAREER HIGHS

Kills.....6 vs. Miami (11/19/17)
Hitting percentage.....1.00 vs. Idaho State (8/25/17)
Assists.....65 vs. Idaho State (8/25/17)
Aces2 at Wake Forest (10/23/15)
Digs.....15 vs. Clemson (10/16/15)
Blocks.....5 (2x)

2018 MATCH-BY-MATCH STATS

Date	Opponent	sp	k	a	ta	ptct	a	ta	ptct	sa	se	ta	ptct	re	ta	ptct	dig	bs	bb	bs	bsct	bbs	points	team	hgt%	score
Aug 24, 2018	vs USC Upstate	1	0	3	33%	14	37	27%	0	0	14	1.00%	0	0	0.00%	9	0	0	0	0	0	0	2	295	3-0	
Aug 25, 2018	vs Presbyterian	1	0	0	.00%	23	50	46%	0	0	15	1.00%	0	0	.00%	6	0	0	0	0	0	0	1	205	3-0	
Aug 25, 2018	at Charlotte	4	0	8	50%	48	129	37%	0	1	13	92%	0	1	13	92%	0	0	0	0	0	0	0	191	3-2	
Aug 31, 2018	WILLIAM & MARY	0	0	0	.00%	12	31	38%	1	0	8	1.00%	0	0	.00%	6	0	0	0	0	0	0	1	382	3-0	
Aug 31, 2018	CAMPBELL	0	0	0	.00%	15	41	36%	2	0	13	1.00%	0	0	.00%	1	0	0	0	0	0	0	0	318	3-0	
Sep 07, 2018	vs IUPUI	4	0	0	.00%	38	89	42%	0	1	19	94%	0	1	19	94%	0	0	0	0	0	0	0	285	3-1	
Sep 07, 2018	at Ohio	2	0	6	33%	42	91	46%	1	0	18	1.00%	0	0	.00%	9	0	2	0	2	0	0	0	331	3-1	
Sep 08, 2018	vs Samford	3	1	0	33%	19	62	35%	0	2	13	84%	0	1	1.00%	8	0	1	1	1	0	0	0	140	0-3	
Totals		28	8	20	40%	211	530	38%	4	4	113	95%	0	2	1.00%	52	0	8	1	8	0	4	0			

Sets played: 28
Kills per set: 0.29
Assists per set: 7.54
Service aces per set: 0.14
Digs per set: 1.96
Blocks per set: 0.29





KYLIE THOMAS

Sophomore | 5-7
L/DS | Sterling, Va.

High School/Club Team
Dulles | Potomac Falls

Major: National Security, Foreign Affairs

10

2017-18 ACC Academic Honor Roll

AT THE NET

- Recorded six digs against Ohio (9/7).
- Tallied seven digs and a career-high three aces versus IUPUI (9/7).
- Scooped up a season-high 10 digs, the second-most of her career, and recorded two assists and an ace against Robert Morris (9/31).
- Scooped up nine digs and recorded an ace and assist against Charlotte (8/25).
- Posted eight digs and a career-high four assists in the season opener versus USC Upstate (8/24).
- Played in 20 matches, drawing one start in 2017.
- Debut at the college level came against Ole Miss, where she tallied a service ace and one dig.
- Followed it up with her best match of the season, posting a career-high 13 digs and two assists versus Arkansas State.
- Tacked on eight digs and two aces in the home opener versus Radford.
- Four-year letterwinner at Potomac Falls HS.
- Three-time all-state.
- Holds the school record for career kills and kills in a season.

SEASON HIGHS

Kills
 Hitting percentage.....
 Assists.....4 vs. USC Upstate (8/24/18)
 Aces2 at Charlotte (8/25/18)
 Digs.....10 vs. Robert Morris (9/1/18)
 Blocks.....

CAREER HIGHS

Kills
 Hitting percentage.....
 Assists.....4 vs. USC Upstate (8/24/18)
 Aces2 (2x)
 Digs.....13 at Arkansas State (9/1/17)
 Blocks.....

2018 MATCH-BY-MATCH STATS

Date	Opponent	sp	k	e	ta	ptc	a	ta	ptc	sa	se	la	ptc	re	ta	ptc	bl	ba	bb	total	bln	points	team	hits	score
Aug 24, 2018	vs USC Upstate	3	0	0	0.000	4	7	.571	1	1	8	.875	0	10	1.000	8	0	0	0	0.0	0	-	-	-395	3-0
Aug 25, 2018	vs Presbyterian	3	0	0	0.000	1	6	.167	1	0	8	1.000	0	10	1.000	6	0	0	0	0.0	0	-	-	-205	3-0
Aug 25, 2018	at Charlotte	5	0	0	0.000	1	4	.250	1	0	21	1.000	1	17	.941	6	0	0	0	0.0	0	-	-	-181	3-2
Aug 31, 2018	WILLIAM & MARY	3	0	0	0.000	1	6	.200	0	1	6	.833	1	7	.857	3	0	0	0	0.0	0	-	-	-382	3-0
Aug 31, 2018	CAMPBELL	3	0	0	0.000	0	1	.000	1	0	13	1.000	0	8	1.000	4	0	0	0	0.0	0	-	-	-318	3-0
Sep 01, 2018	ROBERT MORRIS	4	0	0	0.000	2	4	.500	1	1	12	.917	0	5	1.000	10	0	0	0	0.0	0	-	-	-227	3-1
Sep 07, 2018	vs IUPUI	4	0	0	0.000	0	2	.000	3	1	18	.944	0	3	1.000	7	0	0	0	0.0	0	-	-	-285	3-1
Sep 07, 2018	at Ohio	4	0	0	0.000	0	3	.000	0	2	17	.882	1	10	.900	6	0	0	0	0.0	0	-	-	-331	3-1
Sep 08, 2018	vs Samford	3	0	0	0.000	0	0	.000	0	0	9	1.000	0	14	1.000	3	0	0	0	0.0	0	-	-	-140	0-3
		32	0	0	0.000	9	32	.281	6	6	119	.949	3	94	.954	56	0	0	0	0.0	0	-	-	-	

Sets played: 32
 Assists per set: 0.28
 Service aces per set: 0.25
 Digs per set: 1.75



SARAH JANE LYNCH

Freshman | 6-2
S | Roswell, Ga.

High School/Club Team
Mount Pisgah Christian | A5

Major: General Engineering

11

AT THE NET

- Has yet to see action.
- Three-year letterwinner coached by Leah Longoria at Mount Pisgah Christian.
- Named to the Class of 2018 Senior Aces Top 150.
- First team GHSA All-State in 2016.
- Honorable mention GHSA All-State in 2014.
- Two-time All-Area selection.
- Team MVP in 2016 and 2014.
- Guided A5 to the 2016 USA Volleyball National Championship crown in 16-U Open Division, while being named to the all-tournament team.
- Tabbed AAU All-American in 2016 after leading A5 to the AAU National Championship in 2016.
- Broke two program records in kills (310) and hitting percentage (.310) as a freshman.
- Named to PrepVolleyball.com Frosh59 list.
- Three-year member of the National Honor Society.
- Georgia Certificate of Merit Scholar.
- President of Mount Pisgah Chapter of the Tri-M Music Honor Society.
- Mount Pisgah Honors Scholarship Program Recipient.

SEASON/CAREER HIGHS

Kills
 Hitting percentage.....
 Assists.....
 Aces.....
 Digs.....
 Blocks.....





PEYTON YELICH

Freshman | 6-3
MB | Crown Point, Ind.

High School/Club Team
Crown Point| Ignite Elite

Major: University Studies

13

AT THE NET

- Has yet to see action.
- Four-year letterwinner coached by Allison Duncan at Crown Point.
- IHSAA All-State selection.
- Two-time all-conference pick.
- Two-time All-Area honoree.
- Led Crown Point to two perfect seasons in conference play, garnering two conference titles and two sectional and regional crowns.
- Guided Crown Point to the IHSAA State Championship match.
- Three-time Indiana All-Star Team member.
- IHSAA North vs. South MVP.
- Three-time Blocker of the Year.
- 2016 AVCA Phenom List honoree.
- Led Ignite Elite to a third-place finish at the 18U Open Divisions in Gold.
- PrepVolleyball.com's Preseason High School All-American Watch List.
- Under Armour All-American Watch List.
- Team captain in 2017.

SEASON/CAREER HIGHS

Kills
Hitting percentage.....
Assists.....
Aces.....
Digs
Blocks.....



ESTER TALAMAZZI (Tal-uh-MAHT-zee)

Sophomore | 6-0
OH | Campo Ligure, Genoa, Italy

High School/Club Team
Liceo Scientifico A. Antonelli | Volleyro'

Major: Business

14

- 2017-18 All-ACC Academic Volleyball Team**
- 2017-18 ACC Academic Honor Roll**
- ACC Freshman of the Week (9/4/17)**
- A-State Invitational MVP**
- A-State Invitational All-Tournament Team**

AT THE NET

- Recorded her second double-double of the season, posting 10 kills and digs, two assists and an ace against Ohio (9/7).
- Put down 10 kills, scooped up 13 digs and tied a career-high four blocks versus IUPUI (9/7), her first 2018 double-double.
- Tallied a season-high 15 kills, seven digs and two aces against Robert Morris (9/1).
- Set a career-high eight aces, tied for the second-most in school history, while recording a season-best hitting percentage of .308 with five kills versus William & Mary (8/31).
- Scooped up a career-high 22 digs and put down nine kills in a near double-double effort in Tech's clash with Charlotte (8/25).
- Began the season with seven kills, nine digs, two aces and a block versus USC Upstate (8/24).
- Played in all 31 matches, drawing 26 starts in 2017.
- Posted seven double-doubles her freshman season.
- Tied with Annie Spicer for eighth all-time in freshman kills.

SEASON HIGHS

Kills.....15 vs. Robert Morris (9/1/18)
Hitting percentage.....308 vs. William & Mary (8/31/18)
Assists.....2 vs. Campbell (8/31/18)
Aces.....8 vs. William & Mary (8/31/18)
Digs22 at Charlotte (8/25/18)
Blocks.....4 vs. IUPUI (9/7/18)

CAREER HIGHS

Kills17 vs. Notre Dame (10/8/17)
Hitting percentage.....462 vs. South Dakota State (8/25/17)
Assists3 at Boston College (10/29/17)
Aces.....8 vs. William & Mary (8/31/18)
Digs22 at Charlotte (8/25/18)
Blocks.....4 (3x)

2018 MATCH-BY-MATCH STATS

Date	Opponent	sp	k	a	ta	ptc	a	ta	ptc	sa	se	ta	ptc	re	ptc	dig	bl	ba	be	total	bhe	points	hits	score	
Aug 24, 2018	vs USC Upstate	-3	7	4	19	153	0	0	0.00	2	1	14	125	1	16	938	0	1	0	1.0	0	-	355	3-0	
Aug 25, 2018	vs Presbyterian	-3	8	4	27	148	0	2	0.00	0	0	7	1,000	0	17	1,000	13	0	2	2.0	0	-	205	3-0	
Aug 25, 2018	at Charlotte	-3	9	7	32	062	0	3	0.00	0	0	12	1,000	2	21	805	22	0	3	2	3.0	0	-	191	3-2
Aug 31, 2018	WILLIAM & MARY	-3	5	1	13	308	0	1	0.00	8	1	29	866	1	9	866	6	0	0	0.0	0	-	382	3-0	
Aug 31, 2018	CAMPBELL	-3	6	5	19	063	2	4	500	3	0	13	1,000	1	16	938	6	0	1	1.0	0	-	318	3-0	
Sep 01, 2018	ROBERT MORRIS	-4	15	4	42	262	1	4	250	2	3	15	800	0	7	1,000	7	0	0	0.0	0	-	227	3-1	
Sep 07, 2018	vs IUPUI	-4	10	2	37	216	1	3	333	0	2	7	714	0	11	1,000	13	0	4	4.0	0	-	285	3-1	
Sep 07, 2018	at Ohio	-4	10	4	31	194	2	5	400	1	3	21	857	1	19	847	10	0	0	0.0	0	-	331	3-1	
Sep 08, 2018	vs Sanford	-3	8	4	21	059	1	2	500	0	0	8	1,000	1	20	850	2	0	1	1.0	0	-	140	0-3	
		33	76	35	241	1191	7	24	250	16	10	126	3021	7	136	9491	88	0	12	2	12.0	0	-		

Sets played: 32
Kills per set: 2.38
Assists per set: 0.22
Service aces per set: 0.50
Digs per set: 2.75
Blocks per set: 0.38



JENNIFER WILLIAMS

Freshman | 6-1
OH | Staunton, Va.

High School/Club Team
Robert E. Lee | Richmond

Major: University Studies

16

AT THE NET

- Has yet to see action.
- Four-year letterwinner.
- Coached by mom, Jan Williams, at Robert E. Lee.
- First-team All-State.
- Led Robert E. Lee to the VHSL state championship.
- Regional Player of the Year.
- First-team All-Region.
- First-team All-Conference.
- First-team All-District.
- All-City/County Player of the Year.
- Conference Player of the Year.
- Racked up more than 1,000 kills in prep career.
- Finished third all-time in VHSL record book for most career blocks.
- Captain.
- Also played tennis.
- Four-year letterwinner and captain.

SEASON/CAREER HIGHS

Kills
 Hitting percentage.....
 Assists.....
 Aces.....
 Digs
 Blocks.....



MARISA CERCHIO (Sir-ko)

Sophomore | 6-3
MB/OH | Cincinnati, Ohio

High School/Club Team
Turpin | NKYVC

Major: Marketing Management

19

Hokie Invitational MVP

Hokie Invitational All-Tournament Team
Bobcat Invitational All-Tournament Team
2017-18 ACC Academic Honor Roll

AT THE NET

- Had 12 kills on a .476 clip and six blocks against Ohio (9/7).
- Swatted the second-most attacks of her career versus IUPUI (9/7), tallying nine blocks and eight kills.
- Hit over .400 in all three matches at the Hokie Invitational, earning her MVP honors.
- Hit a season-best .831, the third-best mark in school history, on 13 kills alongside four blocks against William & Mary (8/31).
- Led the ACC after opening weekend in blocks per set (1.73).
- Played her best match as a Hokie versus Charlotte (8/25), setting two career highs – 15 kills, 10 blocks.
- Tallied a career-high three service aces, seven kills and four blocks against Presbyterian (8/25).
- Had five kills and blocks versus USC Upstate (8/24) in opener.
- Played in 27 matches, drawing nine starts in 2017.
- Had seven kills and two blocks in her debut against Idaho St.
- Participated in the OHSVCA Senior All-Star Game.
- Won a USAV National Championship with NKYVC.

SEASON HIGHS

Kills15 at Charlotte (8/25/18)
 Hitting percentage......831 vs. William & Mary (8/31/18)
 Assists1 at Charlotte (8/25/18)
 Aces.....3 vs. Presbyterian (8/25/18)
 Digs.....4 vs. Robert Morris (9/1/18)
 Blocks10 at Charlotte (8/25/18)

CAREER HIGHS

Kills15 at Charlotte (8/25/18)
 Hitting percentage.....1.00 vs. Wake Forest (10/20/17)
 Assists1 (2x)
 Aces.....3 vs. Presbyterian (8/25/18)
 Digs.....6 vs. Notre Dame (10/8/17)
 Blocks10 at Charlotte (8/25/18)

2018 MATCH-BY-MATCH STATS

Date	Opponent	sp	k	e	ta	pt	a	ts	sa	se	ts	pd	re	ts	pd	br	ts	pd	bl	ts	pd	pts	team		
Aug 24, 2018	vs USC Upstate	3	5	3	12	151	0	1	0.000	0	1	11	959	0	1	1,000	0	0	5	0	3.0	0	-	395	3-0
Aug 25, 2018	vs Presbyterian	3	7	3	19	211	0	0	0.000	3	0	10	1,000	0	0	0.000	0	1	3	0	4.0	0	-	205	3-0
Aug 25, 2018	at Charlotte	4	15	5	41	244	1	2	.500	1	2	7	714	0	1	1,000	1	1	9	0	10.0	0	-	191	3-2
Aug 31, 2018	WILLIAM & MARY	3	13	0	16	812	0	0	0.000	0	0	5	1,000	0	0	0.000	0	0	4	0	4.0	0	-	382	3-0
Aug 31, 2018	CAMPBELL	3	7	1	15	400	0	0	0.000	2	4	11	636	0	0	0.000	2	0	3	0	3.0	0	-	318	3-0
Sep 01, 2018	ROBERT MORRIS	4	7	1	14	429	0	0	0.000	2	2	20	300	0	0	0.000	4	0	1	0	1.0	0	-	227	3-1
Sep 07, 2018	vs IUPUI	4	8	4	22	162	0	0	0.000	0	0	5	1,000	0	0	0.000	1	5	4	0	9.0	0	-	285	3-1
Sep 07, 2018	at Ohio	4	12	2	21	476	0	0	0.000	0	1	3	667	0	0	0.000	0	0	6	0	6.0	0	-	331	3-1
Sep 08, 2018	vs Samford	3	6	2	17	239	0	1	0.000	0	1	5	800	1	1	0.000	0	1	2	0	3.0	0	-	140	0-3
		32	80	21	177	333	1	4	.250	8	11	77	851	1	3	361	8	6	37	0	45.0	0	-		

Sets played: 32
 Kills per set: 2.50
 Assists per set: 0.03
 Service aces per set: 0.25
 Digs per set: 0.05
 Blocks per set: 1.41





ABBY MCKINZIE

Junior | 5-9
L/D/S | East Leroy, Mich.

High School/Club Team
St. Philip Catholic Central | Dead Frog

Major: Communications

20

2017-18 ACC Academic Honor Roll

AT THE NET

- Scooped up a dig against Samford (9/8).
- Had a service ace and an assist versus IUPUI (9/7).
- Tallied a career-high four aces and a season-high four digs against Robert Morris (9/1).
- Turned in one dig a match at the Charlotte Invitational.
- Played in all 29 matches, drawing two starts in 2017.
- Tied a career-high 11 digs and posted an assist versus Idaho State.
- Tallied five digs in the win over Milwaukee.
- Posted exactly nine digs in back-to-back matches against Ole Miss and Arkansas State.
- Recorded her first service ace of the year versus Ole Miss.
- Turned in six digs in Tech's win over Toledo.
- Registered a career-high two aces and six digs against ETSU.
- Had eight digs in match against Florida State.
- Posted two service aces and four digs against Notre Dame.
- Logged six digs against Wake Forest in Tech's first home win.
- Posted six digs against both Georgia Tech and Clemson.

SEASON HIGHS

Kills
Hitting percentage.....
Assists..... 1 vs. IUPUI (9/7/18)
Aces..... 4 vs. Robert Morris (9/1/18)
Digs..... 4 vs. Robert Morris (9/1/18)
Blocks.....

CAREER HIGHS

Kills..... 1 vs. Temple (9/2/16)
Hitting percentage..... 1.00 at Temple (9/2/16)
Assists..... 2 (3x)
Aces..... 4 vs. Robert Morris (9/1/18)
Digs..... 11 (2x)
Blocks.....

2018 MATCH-BY-MATCH STATS

Date	Opponent	sa	se	ta	pt	a	ts	pt	sa	se	ta	pt	re	ts	pt	bs	ba	be	total	bhe	points	team	h%	accn		
Aug 24, 2018	vs USC Upstate	3	0	0	0	0	1	0	0	3	1,000	1	2	500	1	0	0	0	0	0	0	0	0	0	395	3-0
Aug 25, 2018	vs Presbyterian	1	0	0	0	0	1	0	0	1	1,000	0	3	1,000	1	0	0	0	0	0	0	0	0	0	205	3-0
Aug 25, 2018	at Charlotte	2	0	0	0	0	0	0	0	6	1,000	0	0	0	0	0	0	0	0	0	0	0	0	0	191	3-2
Aug 31, 2018	WILLIAM & MARY	3	0	0	0	0	1	0	0	1	1,000	1	0	0	0	0	0	0	0	0	0	0	0	0	382	3-0
Sep 01, 2018	ROBERT MORRIS	4	0	0	0	0	1	0	0	4	12,000	0	3	1,000	4	0	0	0	0	0	0	0	0	0	227	3-1
Sep 07, 2018	vs IUPUI	4	0	0	0	0	1	1	0	4	1,000	0	1	1,000	0	0	0	0	0	0	0	0	0	0	285	3-1
Sep 07, 2018	at Ohio	3	0	0	0	0	0	0	0	1	7,857	0	0	0	0	0	0	0	0	0	0	0	0	0	331	3-1
Sep 08, 2018	vs Samford	1	0	0	0	0	0	0	0	0	0	0	0	3	1,000	1	0	0	0	0	0	0	0	0	140	0-3
Totals		21	0	0	0	0	6	16	5	1	34	971	1	15	933	9	0	0	0	0	0	0	0	0	140	0-3

Sets played: 21
Assists per set: 0.05

Service aces per set: 0.24
Digs per set: 0.43



MELODY CALOYANNIDES (Cal-oh-yahn-EE-dis)

Junioe | 6-0
OH | Reston, Va.

High School/Club Team
South Lakes | Dulles

Major: General Engineering

21

AT THE NET

- Will miss season due to injury.
- Played in eight matches in 2018.
- Logged four kills against Georgia Tech, a new career high, as well as a season-high two digs.
- Followed that performance with another four kills against Clemson, while setting a new career high in digs with 11 and blocks with two.
- Scooped up a dig against Radford in the home opener.
- Appeared in eight matches with one start in 2016.
- Had two kills, two blocks and a dig in her first collegiate match against Ohio (9/16).
- Tallied two blocks at Duke (10/9).
- Posted three digs and a block at Pitt (11/23).
- 2014 All-6A North Region honorable mention.
- Three-time all-conference selection at South Lakes HS.

SEASON HIGHS

Kills
Hitting percentage.....
Assists.....
Aces.....
Digs.....
Blocks.....

CAREER HIGHS

Kills 4 (2x)
Hitting percentage..... 1.00 vs. NC State (10/30/16)
Assists..... 1 (3x)
Aces.....
Digs..... 11 vs. Clemson (11/5/17)
Blocks..... 2 (3x)

2017 MATCH-BY-MATCH STATS

Date	Opponent	sa	se	ta	pt	a	ts	pt	sa	se	ta	pt	re	ts	pt	bs	ba	be	total	bhe	points	team	h%	accn				
Sep 15, 2017	RADFORD	1	0	0	0	2	0	0	0	0	0	0	0	0	0	0	0	0	0	0	0	0	0	0	0	0		
Sep 16, 2017	ETSU	1	0	2	2	1,000	0	0	0	0	0	0	0	0	0	0	0	0	0	0	0	0	0	0	0	0		
Nov 03, 2017	GEORGIA TECH	1	4	0	11	364	1	0	0	0	0	0	0	6	1,000	2	0	0	1	0	0	0	0	0	0	198	0-3	
Nov 05, 2017	CLEMSON	4	4	4	12	0	1	0	1	0	0	0	0	7	1,000	11	0	2	0	2	0	0	0	0	0	273	3-1	
Nov 10, 2017	at Notre Dame	2	0	2	2	1,000	0	0	1	0	0	0	0	8	1,000	3	0	0	0	0	0	0	0	0	0	0	259	0-3
Nov 12, 2017	at Louisville	2	0	1	1	1,000	1	0	0	1	0	0	0	1	7,857	3	0	0	0	0	0	0	0	0	0	0	183	0-3
Nov 17, 2017	FLORIDA STATE	2	0	1	1	1,000	0	0	0	0	0	0	0	7	1,000	0	0	0	0	0	0	0	0	0	0	0	196	1-3
Nov 19, 2017	MIAMI	2	0	0	0	0	0	0	0	0	0	0	0	1	10,900	2	0	0	0	0	0	0	0	0	0	0	205	0-3
Totals		18	8	10	31	0	3	0	0	3	0	0	0	2	45	964	24	0	2	1	2	0	0	0	0	0	0	

Sets played: 15
Kills per set: 0.53
Assists per set: 0.20

Digs per set: 1.47
Blocks per set: 0.13



KAI YOUNG

Sophomore | 5-11
MB | Charlotte, N.C.

High School/Club Team
Charlotte Christian | Carolina Union

Major: Public Relations

22

AT THE NET

- Recorded three kills and two blocks against Ohio (9/7).
- Put down six kills on a .308 clip and had five blocks versus IUPUI (9/7).
- Posted five kills against Campbell (8/31) alongside two blocks while matching her season-high hitting percentage of .308.
- Played her best match yet against Charlotte (8/25), posting two career highs – 13 kills, eight blocks.
- Tallied six kills, three blocks and a dig versus Presbyterian (8/25).
- Recorded six kills and three blocks against USC Upstate (8/24).
- Played in 17 matches, drawing two starts in 2017.
- Set two then-career highs with seven kills and seven blocks vs. Boston College.
- Played volleyball and ran track at Charlotte Christian.
- Father, Bryant Young, played football at Notre Dame and was a 14-year NFL veteran with the San Francisco 49ers, earning four Pro Bowls and a XXIX Super Bowl ring. He currently coaches the defensive line for the Atlanta Falcons, entering his second year on the staff under Head Coach Dan Quinn.
- Mother ran track at Notre Dame.

SEASON HIGHS

Kills 13 at Charlotte (8/25/18)
 Hitting percentage......308 (2x)
 Assists.....
 Aces.....
 Digs 1 (2x)
 Blocks.....8 at Charlotte (8/25/18)

CAREER HIGHS

Kills 13 at Charlotte (8/25/18)
 Hitting percentage......1.00 (3x)
 Assists.....
 Aces.....
 Digs 1 (3x)
 Blocks.....8 at Charlotte (8/25/18)

2018 MATCH-BY-MATCH STATS

Date	Opponent	sp	k	e	ta	oc	a	ta	oc	sa	se	ta	oc	re	ta	oc	dig	bs	ba	bt	total	bhe	points	hifs	score	
Aug 24, 2018	vs USC Upstate	3	4	0	5	300	16	24	657	0	0	0	0	0	0	0	0	0	3	0	3	0	0	-	355	3-0
Aug 25, 2018	vs Presbyterian	3	1	0	5	200	9	34	265	0	0	0	0	0	0	0	0	0	0	0	0	0	0	-	205	3-0
Aug 25, 2018	at Charlotte	2	0	0	2	300	11	23	476	0	0	0	0	0	0	0	0	0	0	0	0	0	0	-	191	3-2
Aug 31, 2018	WILLIAM & MARY	3	1	0	2	500	11	20	550	0	0	0	0	0	0	0	0	0	0	0	0	0	0	-	382	3-0
Aug 31, 2018	CAMPBELL	3	2	0	2	1000	15	30	500	0	0	0	0	0	0	0	0	0	0	0	0	0	0	-	318	3-0
Sep 01, 2018	ROBERT MORRIS	4	4	2	7	286	45	114	356	2	0	18	1000	0	0	0	0	0	0	0	0	0	0	-	227	3-1
Sep 07, 2018	vs IUPUI	4	1	0	4	250	9	23	310	0	0	0	0	0	0	0	0	0	0	0	0	0	0	-	285	3-1
Sep 07, 2018	at Ohio	1	1	0	2	500	3	10	300	0	0	0	0	0	0	0	0	0	0	0	0	0	0	-	331	3-1
Sep 08, 2018	vs Samford	1	0	0	0	500	0	5	300	0	0	0	0	0	0	0	0	0	0	0	0	0	0	-	140	0-3
		24	13	3	29	341	119	289	472	2	0	18	1000	0	0	0	0	0	0	0	0	0	0	-	140	0-3

Sets played: 28
 Kills per set: 0.54
 Digs per set: 1.50
 Blocks per set: 0.93



TALYN JACKSON

Freshman | 5-11
S | Gardnerville, Nev.

High School/Club Team
Douglas | Silve State

Major: Unviersity Studies

23

AT THE NET

- Recorded nine assists, two digs and a kill versus IUPUI (9/7).
- Filled in for setter Rhegan Mitchell against Robert Morris (9/1), drawing her first start and did not disappoint by posting 45 assists, 13 digs, two aces – all career highs – and two blocks.
- Collected 15 assists, two kills and a dig versus Campbell (8/31).
- Set a career-high four blocks and posted 11 assists against William & Mary (8/31).
- Tallied 11 assists and a two blocks against Charlotte (8/25).
- Posted nine assists, one kill, dig and block versus Presbyterian (8/25).
- Dished out 16 assists and put down four kills in her debut against USC Upstate (8/24).
- Enrolled in January, practicing with the team this past spring and playing in its scrimmages.
- Four-year varsity letterwinner coached by Suzi Townsell at Douglas.
- Named to the Class of 2018 Senior Aces Top 150.
- Tabbed Soph79 by PrepVolleyball.com.
- Recognized Frosh59 by PrepVolleyball.com.
- USA Volleyball High Performance Indoor Girls' Select National A1 Team member.
- NIAA All-State selection.
- NIACC All-State 4A Academic Team.
- 2017 All-League Player of the Year.
- Ranked first in NIAA in hitting percentage in 2017.
- Racked up four triple-doubles and 20 double-doubles in prep career.

SEASON/CAREER HIGHS

Kills 4 (x2)
 Hitting percentage......1.00 vs. Campbell (8/31/18)
 Assists 45 vs. Robert Morris (9/1/18)
 Aces......2 vs. Robert Morris (9/1/18)
 Digs......13 vs. Robert Morris (9/1/18)
 Blocks......4 vs. William & Mary (8/31/18)

2018 MATCH-BY-MATCH STATS

Date	Opponent	sp	k	e	ta	oc	a	ta	oc	sa	se	ta	oc	re	ta	oc	dig	bs	ba	bt	total	bhe	points	hifs	score	
Aug 24, 2018	vs USC Upstate	3	4	0	5	300	16	24	657	0	0	0	0	0	0	0	0	0	0	0	0	0	0	-	355	3-0
Aug 25, 2018	vs Presbyterian	3	1	0	5	200	9	34	265	0	0	0	0	0	0	0	0	0	0	0	0	0	0	-	205	3-0
Aug 25, 2018	at Charlotte	2	0	0	2	300	11	23	476	0	0	0	0	0	0	0	0	0	0	0	0	0	0	-	191	3-2
Aug 31, 2018	WILLIAM & MARY	3	1	0	2	500	11	20	550	0	0	0	0	0	0	0	0	0	0	0	0	0	0	-	382	3-0
Aug 31, 2018	CAMPBELL	3	2	0	2	1000	15	30	500	0	0	0	0	0	0	0	0	0	0	0	0	0	0	-	318	3-0
Sep 01, 2018	ROBERT MORRIS	4	4	2	7	286	45	114	356	2	0	18	1000	0	0	0	0	0	0	0	0	0	0	-	227	3-1
Sep 07, 2018	vs IUPUI	4	1	0	4	250	9	23	310	0	0	0	0	0	0	0	0	0	0	0	0	0	0	-	285	3-1
Sep 07, 2018	at Ohio	1	1	0	2	500	3	10	300	0	0	0	0	0	0	0	0	0	0	0	0	0	0	-	331	3-1
Sep 08, 2018	vs Samford	1	0	0	0	500	0	5	300	0	0	0	0	0	0	0	0	0	0	0	0	0	0	-	140	0-3
		24	13	3	29	341	119	289	472	2	0	18	1000	0	0	0	0	0	0	0	0	0	0	-	140	0-3

Sets played: 24
 Kills per set: 0.54
 Assists per set: 4.96
 Service aces per set: 0.08
 Digs per set: 0.83
 Blocks per set: 0.42



2018 NCAA STATS

Statistic	National Rank	Conference Rank	Value	National Leader	Value	Conference Leader	Value
Aces Per Set (334 ranked)	8	2	1.97	UNLV	2.30	Notre Dame	2.26
Assists Per Set (334 ranked)	109	9	12.25	Loyola Marymount	15.13	Pittsburgh	13.81
Blocks Per Set (334 ranked)	64	8	2.41	Penn St.	3.45	Syracuse	2.90
Digs Per Set (334 ranked)	222	7	13.97	Northern Ky.	20.09	Notre Dame	18.19
Hitting Percentage (334 ranked)	33	5	0.263	Pittsburgh	0.317	Pittsburgh	0.317
Kills Per Set (334 ranked)	78	7	13.34	Loyola Marymount	16.03	Pittsburgh	14.47
Match W-L Pctg. (316 ranked)	16	3	0.889	9 teams tied	1.000	Pittsburgh Boston College	1.000 1.000
Opp Hitting Percentage (334 ranked)	14	3	0.139	Michigan	0.093	Notre Dame	0.094
Team Assists (334 ranked)	176	7	392	Houston	553	Clemson Georgia Tech	493 493
Team Attacks Per Set (334 ranked)	287	10	32.16	Northern Ky.	41.79	Notre Dame	37.93
Team Digs (333 ranked)	231	8	447	Northern Ariz.	779	Georgia Tech	656
Team Kills (334 ranked)	158	6	427	Houston	589	Georgia Tech	528
Team Service Aces (334 ranked)	23	1	63	Hampton Houston	86 86	Virginia Tech	63
Team Total Attacks (334 ranked)	259	8	1,029	Sacramento St.	1,714	Georgia Tech	1,389
Team Total Blocks (334 ranked)	93	5	77.0	Charlotte	119.0	Georgia Tech	94.0

Statistic	Player	National Rank	Conference Rank	Value	National Leader	Value	Conference Leader	Value
Aces Per Set (149 ranked)	Ester Talamazzi Kaity Smith	39 70	3 5	0.50 0.44	Mariena Hayden, UNLV	1.21	Sydney Bent, Notre Dame	0.58
Assists Per Set (150 ranked)					Tess Reid, Loyola Marymount	13.19	Gabby Easton, Clemson	11.78
Attacks Per Set (150 ranked)					Kaiulani Ahuna, UC Riverside	14.06	Jemma Yeardon, Notre Dame	11.65
Blocks Per Set (300 ranked)	Marisa Cerchio Kai Young	30 297	3 22	1.41 0.93	Reed Copeland, Wyoming	1.88	Meg Morningstar, Notre Dame	1.56
Digs Per Set (150 ranked)					Maurissa Leonard, Toledo	6.59	Ryann DeJarld, Notre Dame	5.78
Hitting Percentage (150 ranked)	Marisa Cerchio	144	14	0.333	Emma Johnson, Loyola Marymount	0.529	Jasmine Bennett, Louisville	0.462
Kills Per Set (150 ranked)	Kaity Smith	128	8	3.53	Jordan Thompson, Cincinnati	5.90	Polina Shemanova, Syracuse	4.45
Kills SG Highs (0 ranked)								
Points (148 ranked)					Jordan Thompson, Cincinnati	257.0	Mariana Brambilla, Georgia Tech	173.5
Points Per Set (150 ranked)	Kaity Smith	103	7	4.13	Jordan Thompson, Cincinnati	6.43	Polina Shemanova, Syracuse	4.90
Service Aces (140 ranked)	Ester Talamazzi Kaity Smith	37 68	2 3	16 14	Mariena Hayden, UNLV	40	Molly Sauer, Louisville	17
Total Assists (150 ranked)					Chelsea Johnson, Idaho St.	458	Gabby Easton, Clemson	436
Total Attacks (150 ranked)					Jordan Thompson, Cincinnati	539	Mariana Brambilla, Georgia Tech	430
Total Blocks (185 ranked)	Marisa Cerchio	31	1	45	Reed Copeland, Wyoming	60	Marisa Cerchio, Virginia Tech	45
Total Digs (298 ranked)					Yumi Garcia, Charlotte	296	Maddie Tippett, Georgia Tech	164
Total Kills (145 ranked)					Jordan Thompson, Cincinnati	236	Sarah Billiard, Virginia	154
Triple Doubles (5 ranked)					Maggie Gibson, IUPUI Miranda Wucherer, Northern Ky.	3 3	Andie Shelton, Duke	2



2018 BOX SCORES



Volleyball Box Score
The Automated ScoreBook
 Samford vs Virginia Tech (Sep 08, 2018 at Athens, Ohio)



#	Samford	Attack					Ast	Serve			Block				Pts	
		S	K	E	TA	Pct		SA	SE	RE	Dig	BS	BA	BE		BH
2	Taylor Anderton	3	0	1	2	-.500	42	1	2	0	9	0	1	0	0	-
3	Shayla Phillip	3	10	1	12	.750	0	0	0	0	0	1	3	1	0	-
4	Krista Boesing	3	19	6	34	.382	0	0	0	0	2	0	1	0	0	-
5	Lauren Deaton	3	8	1	20	.350	0	0	2	0	6	0	1	0	0	-
8	Kelsi Hobbs	3	8	5	26	.115	0	0	3	0	6	0	2	0	0	-
13	Briana Holmes	3	1	1	4	.000	0	0	0	0	0	0	2	1	0	-
12	Grace Tiesman	3	0	0	0	.000	0	0	3	0	12	0	0	0	0	-
15	Alana Schouten	3	0	0	0	.000	1	1	1	0	1	0	0	0	0	-
16	Courtney Johnson	3	0	0	0	.000	0	2	1	0	3	0	0	0	0	-
18	Camryn Pierce	1	0	0	0	.000	0	0	0	0	1	0	0	0	0	-
Totals		3	46	15	98	.316	43	4	12	0	40	1	10	2	0	-

Team Attack By Set

Set	K	E	TA	Pct
1	15	6	31	.290
2	14	6	32	.250
3	17	3	35	.400

TOTAL TEAM BLOCKS: 6.0

SET SCORES

	1	2	3	Team Records:
Samford (3)	25	25	25	4-6
Virginia Tech (0)	18	20	16	8-1

#	Virginia Tech	Attack					Ast	Serve			Block				Pts	
		S	K	E	TA	Pct		SA	SE	RE	Dig	BS	BA	BE		BH
1	Kaitly Smith	3	5	2	25	.120	1	0	3	2	7	0	0	0	0	-
4	Jaila Tolbert	3	8	3	14	.357	0	0	0	0	2	0	1	0	0	-
9	Rhegan Mitchell	3	1	0	3	.333	19	0	2	0	8	0	1	1	0	-
14	Ester Talamazzi	3	6	4	21	.095	1	0	0	1	2	0	1	0	0	-
19	Marisa Cerchio	3	6	2	17	.235	0	0	1	1	0	1	2	0	0	-
22	Kai Young	2	0	2	2	-1.000	0	0	0	0	0	0	1	0	0	-
5	Carol Raffety	3	0	0	0	.000	4	0	0	0	11	0	0	0	0	-
6	Angel Robinson	2	0	1	3	-.333	0	0	0	0	0	0	0	0	0	-
7	Tessa Wyner	1	0	0	1	.000	0	0	0	0	0	0	0	0	0	-
10	Kylie Thomas	3	0	0	0	.000	0	0	0	0	3	0	0	0	0	-
20	Abby McKinzie	1	0	0	0	.000	0	0	0	0	1	0	0	0	0	-
23	Talyn Jackson	1	0	0	0	.000	0	0	0	0	0	0	0	0	0	-
Totals		3	26	14	86	.140	25	0	6	4	34	1	6	1	0	-

Team Attack By Set

Set	K	E	TA	Pct
1	11	5	31	.194
2	8	4	25	.160
3	7	5	30	.067

TOTAL TEAM BLOCKS: 4.0

Site: Athens, Ohio (Convocation Center)
 Date: Sep 08, 2018 Attend: 405 Time: 1:24
 Referees: Anthony Hines, Scott Mourier
 Line judges: Beth Dunlap, Steve Chiki



2018 OVERALL SEASON STATS



The Automated ScoreBook
Virginia Tech Combined Team Statistics (as of Sep 08, 2018)
All matches



RECORD:	OVERALL	HOME	AWAY	NEUTRAL
ALL GAMES	8-1	3-0	2-0	3-1
CONFERENCE	0-0	0-0	0-0	0-0
NON-CONFERENCE	8-1	3-0	2-0	3-1

#	Player	sp	Attack				pct	Set		Serve			re	Dig		Blocking					points	
			k	k/s	e	ta		a	a/s	sa	se	sa/s		dig	dig/s	bs	ba	total	blk/s	be		bhe
1	Kaity Smith	32	113	3.53	40	254	.287	7	0.22	14	21	0.44	4	82	2.56	0	10	10	0.31	0	0	-
4	Jaila Tolbert	32	90	2.81	32	180	.322	1	0.03	0	0	0.00	0	18	0.56	0	29	29	0.91	0	0	-
19	Marisa Cerchio	32	80	2.50	21	177	.333	1	0.03	8	11	0.25	1	8	0.25	8	37	45	1.41	0	0	-
14	Ester Talamazzi	32	76	2.38	35	241	.170	7	0.22	16	10	0.50	7	88	2.75	0	12	12	0.38	2	0	-
22	Kai Young	28	42	1.50	23	104	.183	0	0.00	0	0	0.00	1	3	0.11	0	26	26	0.93	2	0	-
23	Talyn Jackson	24	13	0.54	3	29	.345	119	4.96	2	0	0.08	0	20	0.83	0	10	10	0.42	3	3	-
9	Rhegan Mitchell	28	8	0.29	0	20	.400	211	7.54	4	4	0.14	0	55	1.96	0	8	8	0.29	1	4	-
6	Angel Robinson	9	4	0.44	1	15	.200	0	0.00	1	1	0.11	0	0	0.00	0	6	6	0.67	0	0	-
5	Carol Raffety	32	1	0.03	0	6	.167	35	1.09	5	8	0.16	9	108	3.38	0	0	0	0.00	0	1	-
7	Tessa Wyner	3	0	0.00	1	3	-.333	1	0.33	0	0	0.00	1	0	0.00	0	0	0	0.00	0	0	-
10	Kylie Thomas	32	0	0.00	0	0	.000	9	0.28	8	6	0.25	3	56	1.75	0	0	0	0.00	0	0	-
20	Abby McKinzie	21	0	0.00	0	0	.000	1	0.05	5	1	0.24	1	9	0.43	0	0	0	0.00	0	0	-
	TEAM	-	-	-	-	-	-	-	-	-	-	-	3	-	-	-	-	-	-	-	-	-
	VIRGINIA TECH	32	427	13.34	156	1029	.263	392	12.25	63	62	1.97	30	447	13.97	8	138	77.0	2.41	8	8	-
	Opponents	32	327	10.22	184	1032	.139	305	9.53	30	60	0.94	64	393	12.28	11	80	51.0	1.59	15	6	-

Team Statistics	VT	OPP
ATTACK		
Kills	427	327
Errors	156	184
Total Attacks	1029	1032
Attack Pct	.263	.139
Kills/Set	13.3	10.2
SET		
Assists	392	305
Attempts	1022	1051
Assist Pct	.384	.290
Assists/Set	12.2	9.5
SERVE		
Aces	63	30
Errors	62	60
Attempts	745	600
Serve Pct	.917	.900
Aces/Set	2.0	0.9
SERVE RECEPTIONS		
Errors	30	64
Errors/Set	0.9	2.0
Attempts	539	683
Reception Pct	.944	.906
DEFENSE		
Digs	447	393
Digs/Set	14.0	12.3
BLOCKING		
Block Solo	8	11
Block Assist	138	80
Total Blocks	77.0	51.0
Blocks/Set	2.4	1.6
Block Errors	8	15
Ball handling errors	8	6
ATTENDANCE		
Total	1686	2271

Date	Opponent	Score	Score by set	Att.
Aug 24	vs USC Upstate	w 3-0	25-14,25-18,25-15	1411
Aug 25	vs Presbyterian	w 3-0	25-22,25-11,25-21	1411
Aug 25	at Charlotte	w 3-2	15-25,24-26,25-19,25-19,15-9	1411
Aug 31	WILLIAM & MARY	w 3-0	25-14,25-6,25-20	329
Aug 31	CAMPBELL	w 3-0	25-18,25-19,25-12	842
Sep 01	ROBERT MORRIS	w 3-1	22-25,25-21,25-16,25-15	515
Sep 07	vs IUPUI	w 3-1	25-21,25-11,22-25,25-13	259
Sep 07	at Ohio	w 3-1	24-26,25-21,25-21,25-16	860
Sep 08	vs Samford	L 0-3	18-25,20-25,16-25	405

Record in 3-set matches: 4-1
Record in 4-set matches: 3-0
Record in 5-set matches: 1-0





1
Kaity SMITH
OH | 6-1 | So.
Florence, Ky.




4
Jailla TOLBERT
RS | 6-1 | Sr.
Minneapolis, Minn.
(JAY-lah)



5
Carol RAFFETY
L/DS | 5-11 | Jr.
Novato, Calif.



6
Angel ROBINSON
MB | 6-0 | Fr.
Norman, Okla.



7
Tessa WYNER
OH | 5-11 | Jr.
Charleston, W.Va.



9
Rhegan MITCHELL
S | 5-8 | r-Sr.
Peachtree City, Ga.
(like Ronald Reagan)



10
Kylie THOMAS
L/DS | 5-7 | So.
Sterling, Va



11
Sarah Jane Lynch
S | 6-2 | Fr.
Roswell, Ga.



13
Peyton YELICH
MB | 6-3 | Fr.
Crown Point, Ind.
(Yell-itch)



14
Ester TALAMAZZI
OH | 6-0 | So.
Campo Ligure, Genoa, Italy
(Tal-uh-MAHT-zee)



16
Jennifer WILLIAMS
OH | 6-1 | Fr.
Staunton, Va.




19
Marisa CERCHIO
MB/OH | 6-3 | So.
Cincinnati, Ohio
(SIR-ko)



20
Abby MCKINZIE
L/DS | 5-9 | Jr.
East Leroy, Mich.



21
Melody CALOYANNIDES
OH | 6-0 | Jr.
Reston, Va.
(cal-oh-yahn-EE-dis)



22
Kai YOUNG
MB | 5-11 | So.
Charlotte, N.C.



23
Talyn JACKSON
S | 5-11 | Fr.
Gardnerville, Nev.
(TAL-Lynn)



Jill WILSON
Head Coach
LSU, 2001



John WASIELEWSKI
Associate Head Coach
Penn State, 1990
(Was-uh-LEW-ski)




Thomas AMBERG
Assistant Coach
UCLA, 2012



Leah JOSEPH
Director of Operations
Georgia Southern, 2016



Kayla SCHANBACK
Volunteer Assistant Coach
Campbell, 2018



Kayla RESCO
Head Manager

