



HOKIES®

2018 Virginia Tech Volleyball Match Notes

#FuelTheFire

Aug. 31-Sept. 1, 2018 | Matches 4, 5 & 6 | Blacksburg, Va.
Hokie Invitational | Cassell Coliseum

INFORMATION

Virginia Tech Hokies



Record.....3-0, 0-0 ACC
Starters R/L.....4+Libero/2
Head Coach.....Jill Wilson
Record (Years).....13-21 (2nd)

William & Mary Tribe



Record.....0-3, 0-0 CAA
Starters R/L.....3/3+Libero
Head Coach.....Tim Doyle
Record (Years).....0-3 (1st)

Campbell Camels



Record.....1-2, 0-0 Big South
Starters R/L.....4/1+Libero
Head Coach.....Greg Goral
Record (Years).....79-82 (6th)

Robert Morris Colonials



Record.....0-3, 0-0 NEC
Starters R/L.....5+Libero/1
Head Coach.....Dale Starr
Record (Years).....120-140 (9th)

PROJECTED STARTERS

| # | Name | K | Pct. | A | D | B |
|----|----------------------|----|------|----|----|----|
| 1 | Kaity Smith (OH) | 41 | .306 | 2 | 33 | 3 |
| 4 | Jaila Tolbert (RS) | 29 | .305 | 0 | 8 | 14 |
| 9 | Rhegan Mitchell (S) | 5 | .455 | 85 | 24 | 5 |
| 14 | Ester Talamazzi (OH) | 24 | .115 | 0 | 44 | 6 |
| 19 | Marisa Cerchio (MB) | 27 | .222 | 1 | 1 | 19 |
| 22 | Kai Young (MB) | 24 | .222 | 0 | 2 | 14 |
| 5 | Carol Raffety (L) | 0 | .000 | 16 | 30 | 0 |
| or | | | | | | |
| 10 | Kylie Thomas (L) | 0 | .000 | 6 | 23 | 0 |

SERIES HISTORY

William & Mary Series.....W&M leads 13-9
W&M First Meeting.....W&M won 2-0 in 1981
W&M Last Meeting.....Tech won 3-1 in 2013
Campbell Series.....Tech leads 1-0
Campbell First Meeting.....Tech won 3-0 in 2003
Robert Morris Series.....Tech leads 1-0
RMU First Meeting.....Tech won 3-0 in 2002

AT THE NET

- Virginia Tech's volleyball team enters the season with 10 returning letterwinners, including four starters and its libero back.
- Tech has 16 student-athletes on the roster and of the 16, 11 are underclassmen. One of the youngest groups in the ACC, 69 percent of Tech's team is freshmen and sophomores.
- Though the Hokies will be youthful in 2018, they do bring back All-ACC selection Jaila Tolbert at the right-side hitter position.
- Tolbert is coming off her best season yet and had quite the summer, too, as the senior competed on the U.S. Collegiate National Team.
- The Minnesota native had a strong weekend in Charlotte, earning all-tournament team honors after putting down 29 kills on a .305 hitting percentage while blocking 14 attacks.
- Sophomore Kaity Smith stole the show opening weekend, earning co-MVP honors with racking up over 40 kills in three matches.
- Smith was an all-tournament team selection as well, hitting north of .300 and scooping up 33 digs on the weekend.

LAST TIME OUT

- Trailing by two sets against Charlotte on its home court, the Hokies strung together three wins in a row to complete the comeback and claim the Charlotte Invitational with Elon.
- The win marked Jill Wilson's third tournament title since taking over in Blacksburg. She led Tech to winning the Pepsi Panther Invitational and A-State Invitational in 2017.
- Middle blockers Marisa Cerchio and Kai Young showed out in the final match last weekend, with both setting career highs in the kills and blocks department.
- The pair guided Tech to owning 18 blocks, marking the most in the Jill Wilson era and just four blocks shy of the school record of 22.
- The Hokies were feeling it on the defensive end all weekend, holding all three opponents to a hitting percentage under .165.

WHO TO WATCH



- Marisa Cerchio started the season strong opening weekend, owning the best blocks per set average in the ACC with 1.73. (More on page 3)

2018 Schedule

AUGUST

| | | |
|----|--|--------|
| 16 | (1) VS. RADFORD | W, 3-2 |
| 24 | (2) VS. USC UPSTATE | W, 3-0 |
| 25 | (2) VS. PRESBYTERIAN | W, 3-0 |
| 25 | (2) AT CHARLOTTE (C-USA TV) | W, 3-2 |
| 31 | (3) WILLIAM & MARY (ACC NETWORK EXTRA) | NOON |
| 31 | (3) CAMPBELL (ACC NETWORK EXTRA) | 7 P.M. |

SEPTEMBER

| | | |
|----|---------------------------------------|------------|
| 1 | (3) ROBERT MORRIS (ACC NETWORK EXTRA) | 4 P.M. |
| 7 | (4) VS. IUPUI | 12:30 P.M. |
| 7 | (4) AT OHIO | 7:30 P.M. |
| 8 | (4) VS. SAMFORD | 11 A.M. |
| 11 | VCU (ACC NETWORK EXTRA) | 6 P.M. |
| 15 | (5) VS. NO. 16 BAYLOR | 1 P.M. |
| 16 | (5) AT UTSA | 1 P.M. |
| 21 | NO. 20 PITT* (ACC NETWORK EXTRA) | 6 P.M. |
| 23 | VIRGINIA* (ACC NETWORK EXTRA) | 1 P.M. |
| 28 | NORTH CAROLINA* (ACC NETWORK EXTRA) | 6 P.M. |
| 30 | NC STATE* (ACC NETWORK EXTRA) | 1 P.M. |

OCTOBER

| | | |
|----|--|--------|
| 5 | AT GEORGIA TECH* | 7 P.M. |
| 7 | AT CLEMSON* | 1 P.M. |
| 12 | AT RV LOUISVILLE* | 7 P.M. |
| 14 | AT NOTRE DAME* | NOON |
| 19 | WAKE FOREST* (ACC NETWORK EXTRA) | 6 P.M. |
| 21 | DUKE* (ACC NETWORK EXTRA) | 1 P.M. |
| 26 | AT RV MIAMI (FLA.)* | 7 P.M. |
| 28 | AT RV FLORIDA STATE* (ACC NETWORK EXTRA) | 1 P.M. |

NOVEMBER

| | | |
|----|-------------------------------------|-----------|
| 2 | SYRACUSE* (ACC NETWORK EXTRA) | 6 P.M. |
| 4 | BOSTON COLLEGE* (ACC NETWORK EXTRA) | 1 P.M. |
| 9 | AT VIRGINIA* | 7 P.M. |
| 16 | AT BOSTON COLLEGE* | 7:30 P.M. |
| 18 | AT SYRACUSE* | 1 P.M. |
| 21 | CLEMSON* (ACC NETWORK EXTRA) | 3 P.M. |

* ACC MATCH | ALL TIMES ET AND ARE SUBJECT TO CHANGE

- 1-EXHIBITION
- 2-CHARLOTTE INVITATIONAL
- 3-HOKIE INVITATIONAL
- 4-BOBCAT TOURNAMENT
- 5-UTSA TOURNAMENT

VIRGINIA TECH CONTACT

Lance Dozier
Assistant Director, Strategic Communications
Phone: (507) 993-1898
Email: lance17@vt.edu

Social



@HokiesVB



@HokiesVB



/HokieSports



@VT_VBall



AVCA Top 25 Week 1 Poll

Aug. 27 | *Opponents in italics*

| Team (1st place) | Points | Record | Last |
|-------------------|--------|--------|------|
| 1 Stanford (57) | 1591 | 1-0 | 1 |
| 2 Texas (7) | 1530 | 2-0 | 3 |
| 3 Minnesota | 1429 | 2-0 | 4 |
| 4 Florida | 1376 | 1-1 | 7 |
| 5 Nebraska | 1264 | 1-1 | 2 |
| 6 Penn State | 1258 | 3-0 | 6 |
| 7 USC | 1231 | 3-0 | 10 |
| 8 Wisconsin | 1183 | 2-0 | 9 |
| 9 BYU | 1141 | 2-0 | 8 |
| 10 UCLA | 984 | 2-0 | 11 |
| 11 Illinois | 946 | 3-0 | 12 |
| 12 Baylor | 854 | 3-0 | 16 |
| 13 Washington | 838 | 2-0 | 17 |
| 14 Pitt | 639 | 3-0 | 20 |
| 15 Creighton | 633 | 1-2 | 13 |
| 16 Kentucky | 609 | 0-3 | 5 |
| 17 UNI | 472 | 2-1 | NR |
| 18 Oregon | 432 | 0-2 | 18 |
| 19 San Diego | 405 | 0-2 | 14 |
| 20 Purdue | 341 | 3-0 | 23 |
| 21 Colorado | 295 | 2-1 | 15 |
| 22 Utah | 194 | 2-1 | 19 |
| 23 Michigan | 180 | 2-0 | NR |
| 24 Cal Poly | 163 | 2-1 | 24 |
| 25 Colorado State | 140 | 1-1 | 25 |

Receiving Votes: Marquette 131; Iowa State 129; *Louisville 75*; Wichita State 74; Washington State 68; Michigan State 41; Wyoming 36; Alabama 33; Oregon State 19; Ohio State 13; Arizona 10; Tennessee 5

NCAA RPI

Dec. 18 | *Opponents in italics*

| Team | Conference | Record |
|----------------------|---------------|--------|
| 1 Florida | SEC | 30-2 |
| 2 Penn State | B1G | 33-2 |
| 3 Nebraska | B1G | 32-4 |
| 4 Kentucky | SEC | 29-4 |
| 5 Stanford | Pac-12 | 30-4 |
| 6 Texas | Big 12 | 27-3 |
| 7 Minnesota | B1G | 28-6 |
| 8 Washington | Pac-12 | 25-8 |
| 9 USC | Pac-12 | 25-10 |
| 10 Utah | Pac-12 | 24-10 |
| 11 UCLA | Pac-12 | 21-11 |
| 12 Michigan State | B1G | 24-9 |
| 13 Wisconsin | B1G | 22-10 |
| 14 Creighton | BIG EAST | 26-7 |
| 15 BYU | WCC | 30-3 |
| 16 Iowa State | Big 12 | 22-7 |
| 17 <i>Baylor</i> | <i>Big 12</i> | 24-7 |
| 18 Colorado | Pac-12 | 24-10 |
| 19 Wichita State | American | 29-4 |
| 20 Kansas | Big 12 | 22-8 |
| 21 San Diego | WCC | 25-5 |
| 22 Cal Poly | Big West | 27-3 |
| 23 Oregon | Pac-12 | 18-12 |
| 24 Illinois | B1G | 23-11 |
| 25 Purdue | B1G | 23-10 |
| 26 <i>Louisville</i> | <i>ACC</i> | 24-7 |
| 27 Missouri | SEC | 22-12 |
| 28 <i>Pitt</i> | <i>ACC</i> | 26-7 |
| 29 WKU | C-USA | 31-4 |
| 30 Colorado State | MWC | 29-4 |

QUICK FACTS

University NameVirginia Tech
 LocationBlacksburg, Va.
 Founded1872
 Enrollment34,440
 President..... Dr. Timothy Sands
 Director of Athletics..... Whit Babcock
 NicknameHokies
 MascotHokie Bird
 Colors..... Chicago Maroon and Burnt Orange
 Affiliation..... NCAA Division I
 Conference.....Atlantic Coast

2017 INFORMATION, 2018 PREVIEW

Overall Record 10-21
 ACC Record 4-16 (12th)
 Starters Returning/Lost..... 4 + Libero/2
 Letterwinners Returning/Lost..... 10/8
 Newcomers.....6
 Home Court..... Cassell Coliseum
 Capacity 9,275

2018 Key Information

RETURNING STARTERS (4 + Libero)

| | | |
|-----------------|------|---|
| Rhegan Mitchell | S | Racked up 1,122 assists (9.93 a/s), 243 digs, 66 kills |
| Carol Raffety | L/DS | Team-high 440 digs, 32 SA, 102 assists |
| Kaity Smith | OH | Posted 309 kills, 190 digs, ACC All-Freshmen Team |
| Ester Talamazzi | OH | Turned in 290 kills, 229 digs, 27 aces, 24 blocks |
| Jaila Tolbert | RS | Tallied a team-high 318 kills (.318 clip), 2nd team All-ACC |

OTHERS RETURNING (5)

| | | |
|---------------------|-------|---|
| Melody Caloyannides | OH | Posted 15 kills, 22 digs in 15 sets |
| Marisa Cerchio | MB/OH | Registered 114 kills, 25 blocks, 15 digs in 76 sets |
| Abby McKinzie | L/DS | Recorded 103 digs, six aces in 89 sets |
| Kylie Thomas | L/DS | Tallied 78 digs, eight aces in 53 sets |
| Kai Young | MB | Collected 20 kills, 22 blocks in 34 sets |

NEWCOMERS (6)

| | | |
|-------------------|----|--|
| Talyn Jackson | S | Senior Aces Top 150, NIAA all-state, three-time All-League |
| Sara Jane Lynch | S | Senior Aces Top 150, GHSA all-state, AAU All-American |
| Angel Robinson | MB | Led North Norman HS to state finals twice, OSSAA all-state |
| Jennifer Williams | OH | Led Robert E. Lee HS to state final, VHSL all-state |
| Tessa Wyner | OH | Three-time West Virginia Gatorade Player of the Year |
| Peyton Yelich | MB | IHSAA all-state, led Crown Point HS to state final |

STARTERS LOST (2)

| | | |
|-----------------|----|--|
| Cara Cunningham | MB | Team-high 81 blocks, 132 kills, hit .246 |
| Stacey Christy | MB | Hit .291 with 160 kills, 70 blocks |

| No. | Name | Pos. | Ht. | Cl. | Hometown | High School (Previous School) |
|-----|---------------------|-------|-------|-------|----------------------------|--------------------------------|
| 1 | Kaity Smith | OH | 6'1" | So. | Florence, Ky. | Randall Cooper |
| 4 | Jaila Tolbert | RS | 6'1" | Sr. | Minneapolis, Minn. | Breck School |
| 5 | Carol Raffety | L/DS | 5'11" | Jr. | Novato, Calif. | Marin Catholic |
| 6 | Angel Robinson | MB | 6'0" | Fr. | Norman, Okla. | Norman North |
| 7 | Tessa Wyner | OH | 5'11" | Fr. | Charleston, W.Va. | George Washington |
| 9 | Rhegan Mitchell | S | 5'8" | r-Sr. | Peachtree City, Ga. | McIntosh |
| 10 | Kylie Thomas | L/DS | 5'7" | So. | Sterling, Va. | Potomac Falls |
| 11 | Sara Jane Lynch | S | 6'2" | Fr. | Roswell, Ga. | Mount Pisgah Christian |
| 13 | Peyton Yelich | MB | 6'3" | Fr. | Crown Point, Ind. | Crown Point |
| 14 | Ester Talamazzi | OH | 6'0" | So. | Campo Ligure, Genoa, Italy | Liceo Scientifico A. Antonelli |
| 16 | Jennifer Williams | OH | 6'1" | Fr. | Staunton, Va. | Robert E. Lee |
| 19 | Marisa Cerchio | MB/OH | 6'3" | So. | Cincinnati, Ohio | Turpin |
| 20 | Abby McKinzie | L/DS | 5'9" | Jr. | East Leroy, Mich. | St. Philip Catholic Central |
| 21 | Melody Caloyannides | OH | 6'0" | Jr. | Reston, Va. | South Lakes |
| 22 | Kai Young | MB | 5'11" | So. | Charlotte, N.C. | Charlotte Christian |
| 23 | Talyn Jackson | S | 5'11" | Fr. | Gardnerville, Nev. | Douglas |

Head Coach: Jill Wilson (LSU, 2001), 2nd Season
Associate Head Coach: John Wasielewski (Penn State, 1990), 2nd season
Assistant Coach: Thomas Amberg (UCLA, 2012), 2nd season
Volunteer Assistant Coach: Kayla Schanback (Campbell, 2018), 1st season
Director of Operations: Leah Joseph (Georgia Southern, 2016), 2nd season
Head Manager: Kayla Resco, 2nd season

Pronunciations

| | | |
|---|---------------------------------------|---------------------------|
| Melody Caloyannides: cal-oh-yahn-EE-dis | Marisa Cerchio: SIR-ko | Jaila Tolbert: JAY-lah |
| Ester Talamazzi: Tal-uh-MAHT-zee | Talyn Jackson: TAL-lynn | Peyton Yelich: Yell-itich |
| John Wasielewski: Was-uh-LEW-ski | Rhegan Mitchell: like (Ronald) Reagan | |





2018 ACC Standings

| Team | Overall | ACC |
|----------------------|----------------|-------------|
| 1. Georgia Tech | 4-0 0-0 | 1.00 |
| 2. Boston College | 3-0 0-0 | 1.00 |
| RV Louisville | 3-0 0-0 | 1.00 |
| Notre Dame | 3-0 0-0 | 1.00 |
| No. 14 Pittsburgh | 3-0 0-0 | 1.00 |
| Virginia Tech | 3-0 0-0 | 1.00 |
| 7. Miami (Fla.) | 2-1 0-0 | .667 |
| 8. NC State | 1-1 0-0 | .500 |
| 9. Clemson | 1-2 0-0 | .333 |
| 10. Syracuse | 0-0 0-0 | .000 |
| 11. Duke | 0-2 0-0 | .000 |
| Florida State | 0-2 0-0 | .000 |
| North Carolina | 0-2 0-0 | .000 |
| 14. Virginia | 0-3 0-0 | .000 |
| Wake Forest | 0-3 0-0 | .000 |

2018 Preseason ACC Coaches' Poll

- Pitt (196 points)
- Louisville (180)
- Florida State (171)
- Notre Dame (137)
- Duke (134)
- North Carolina (121)
- Miami (117)
- NC State (117)
- Syracuse (110)
- Georgia Tech (68)
- Virginia Tech (55)**
- Clemson (54)
- Wake Forest (51)
- Virginia (37)
- Boston College (27)

2018 ACC Preseason All-Conference

- Kaylin Korte, Sr., OH/RS, Clemson
- Leah Meyer, Jr., MB, Duke
- Payton Caffrey, Jr., OH, Florida State
- Taryn Knuth, So., MB, Florida State
- Jasmine Bennett, Sr., MB, Louisville
- Melanie McHenry, Jr., OH, Louisville
- Wilma Rivera, Sr., S, Louisville
- Molly Sauer, Sr., L, Louisville
- Haley Templeton, R-Sr., S, Miami
- Melissa Evans, So., OPP, NC State
- Kylie Pickrell, Sr., S, NC State
- Ryann DeJarld, Sr., L, Notre Dame
- Jemma Yeadon, Jr., OH, Notre Dame
- Kamalani Akeo, Sr., S, Pitt
- Nika Markovic, Jr., RS, Pitt
- Stephanie Williams, R-Jr., OH, Pitt
- Santita Ebangwese, Sr., MB, Syracuse
- Jaila Tolbert, Sr., RS, Virginia Tech**

GREENSBORO, N.C. – Pitt has been chosen as the 2018 Atlantic Coast Conference volleyball preseason favorite in a vote of the league's 15 head coaches, announced on Aug. 3.

The reigning ACC Co-Champion Panthers received all 14 possible first-place votes and 196 points, as coaches were not allowed to vote for their own teams.

BLOCK PARTY

- Sophomore Marisa Cerchio averaged 0.33 blocks per set her first year in the maroon and orange, playing a reserve role at middle blocker.
- With three matches in a starter role opening weekend, Cerchio tallied at least four blocks per match in the Queen City.
- The Ohio native's 1.73 blocks per set so far is the top mark in the ACC. Last year, the ACC's top blocker, Florida State's Taryn Knuth, finished the season with a 1.50 average.

| # | Name | Sets | Blocks | Avg. |
|----|--------------------------|------|--------|------|
| 1. | Marisa Cerchio (VT) | 11 | 19 | 1.76 |
| 2. | Layne Van Buskirk (Pitt) | 10 | 16 | 1.60 |
| 3. | Kodie Comby (GT) | 13 | 20 | 1.54 |
| 4. | Hannah Thompson (ND) | 8 | 12 | 1.50 |
| 5. | Amaka Chukwujekwu (BC) | 10 | 14 | 1.40 |

BLOCK PARTY II

- Tech recorded 34 blocks last weekend and won the block battle in all three matches against its opponents in Charlotte. Out of Tech's 31 matches last fall, it only won the block battle nine times.
- Of the nine matches, it went 5-4 in those contests. Vice versa, when it did not win the block battle, it went 4-17.
- The Hokies finished last in the ACC in blocks per set, owning an average of 1.70. With hopes of improving upon that number, Tech is off to a strong start with a clip of 3.09 – the second-best mark in the ACC with only trailing Georgia Tech (3.12).

CAREER HIGHS FOR DAYS

- Sophomore Kai Young, a native of Charlotte, North Carolina, put on for her city in the final match against her hometown 49ers.
- The middle blocker rewrote her career high for kills and blocks. Her previous bests were seven in each department and that came in the same match against Boston College on Oct. 29, 2017.
- Middle blocker Marisa Cerchio had herself a day against the 49ers, too, tallying a line of 15 kills and 10 blocks to mark her first-ever double-double.
- Cerchio's top previous numbers were 12 kills against Virginia on Sept. 27, 2017, and three blocks versus Ole Miss on Sept. 1, 2017.

CURRY SAYS A FEW WORDS

- Tech volleyball alum Sonya Curry, formerly Adams and wife of Tech men's basketball standout Dell Curry, was in Charlotte last weekend and gave the Hokies a pep talk before their match against the 49ers inside Halton Arena.
- The talk, which was giving them encouragement on and off the court, seemed to work as Tech went on to stay perfect on the weekend with a 3-2 win over Charlotte.



ON THE ROAD AGAIN

- Tech will play its first eight of 12 matches on the road and will host its first conference match against defending ACC champion Pitt on Sept. 21.

RACKING IT UP

- With trips to the states of North Carolina, Ohio and Texas for nonconference tournaments, the Hokies will rack up over 3,500 miles of travel.
- The closest of the three trips will be to Charlotte, North Carolina (173 miles one way).

THE SCHEDULE

- Tech's opponents in 2018: 14 registered winning seasons, nine collected 20 or more wins and eight finished the year inside the top 50 RPI last fall.
- The ACC sent six teams to the NCAA Tournament in 2017, including Pitt, Florida State, Louisville, Miami (Fla.), NC State and Notre Dame. Tech will face all six teams this season, with four of the six matches being on the road.

ACC RANKS

- Tech is second in the ACC in the assists category, behind strong play from redshirt senior Rhegan Mitchell and freshman Talyn Jackson.
- Mitchell, the primary setter, averaged 7.74 assists per set opening weekend, while Jackson, who came in sparingly yet effective, posted 4.50 assists per set.
- Not only did they do a fine job distributing the volleyball, but they put down some kills, too, with Mitchell registering five and Jackson with five as well.
- Sophomore Kaity Smith has the ninth-best average for kills per set (3.73) in the league, Mitchell owns the ninth-best mark for assists per set (7.74) and sophomore Ester Talamazzi has the 10th-best average for digs per set (4.00).
- Senior Jaila Tolbert (1.27) and sophomore Kai Young (1.27) are ninth and 10th in blocks per set among the league, making Tech have three players in the top 10, with Marisa Cerchio's top mark (1.73), which makes Tech the only school to have three student-athletes in the top 10.

TECH OPENERS

- Head Coach Jill Wilson became just the second coach in Tech history to begin her first two opening weekends with a perfect 6-0 record.
- Chris Riley went 6-0 in 2006 and '07, while the previous next best was Greg Smith (4-2) in 2000 and '01.

USA - TOLBERT

- Jaila Tolbert tried out in Colorado Springs, Colorado this spring and made the U.S. Collegiate National Team.
- The Minnesota native competed on the red, white blue in Detroit for over a week with 23 other collegiate student-athletes.
- She was assigned to one of two 12-member teams that played three exhibitions against each other, with her team winning 2-1.
- Tolbert hopes to bring what she learned on the trip back to Tech and on the court.



LAST TIME THE TEAM...

| | |
|---|---------------------------------------|
| Won a match..... | at Charlotte, 3-2, 08/25/18 |
| Lost a match..... | Pitt, 3-0, 11/24/17 |
| Won at home..... | Virginia, 3-2, 11/22/17 |
| Lost at home..... | Pitt, 3-0, 11/24/17 |
| Won on the road..... | at Charlotte, 3-2, 08/25/18 |
| Lost on the road..... | at Louisville, 3-0, 11/12/17 |
| Won in three sets..... | vs. Presbyterian, 3-0, 08/25/18 |
| Lost in three sets..... | Pitt, 3-0, 11/24/17 |
| Won in four sets..... | Clemson, 3-1, 11/5/17 |
| Lost in four sets..... | Florida State, 3-1, 11/17/17 |
| Won in five sets..... | at Charlotte, 3-2, 08/25/18 |
| Lost in five sets..... | Duke, 3-2, 10/22/17 |
| Beat an ACC team..... | Virginia, 3-2, 11/22/17 |
| Lost to an ACC team..... | Pitt, 3-0, 11/24/17 |
| Beat an ACC team at home..... | Virginia, 3-2, 11/22/17 |
| Lost to an ACC team at home..... | Pitt, 3-0, 11/24/17 |
| Beat an ACC team on the road..... | at Virginia, 3-1, 9/27/17 |
| Lost to an ACC team on the road..... | at Louisville, 3-0, 11/12/17 |
| Beat a nonconference team..... | at Charlotte, 3-2, 08/25/18 |
| Lost to a nonconference team..... | ETSU, 3-0, 9/16/17 |
| Beat nonconference team at home..... | Radford, 3-1, 9/16/16 |
| Lost to nonconference team at home..... | ETSU, 3-0, 9/16/17 |
| Beat nonconference team on road..... | at Charlotte, 3-2, 08/25/18 |
| Lost to nonconference team on road..... | vs. Maryland, 3-0, 9/9/17 |
| Beat a ranked team..... | at No. 19 Michigan State, 3-1, 9/4/15 |
| Lost to a ranked team..... | at No. 19 Florida State, 3-1, 9/24/17 |
| Beat an unranked team..... | at Charlotte, 3-2, 08/25/18 |
| Lost to an unranked team..... | Pitt, 3-0, 11/24/17 |

| | |
|---|---------------------------------------|
| Started a season 6-0..... | 2015 |
| Was 10 matches over .500 in a season..... | 2013 (11 matches over .500 at 12-1) |
| Had 70 or more kills in a match..... | Idaho State, 75, 8/25/17 |
| Had 200 or more attacks in a match..... | Chattanooga, 204, 9/19/15 |
| Hit .300 or better in a match..... | vs. USC Upstate, .395, 08/25/18 |
| Hit .400 or better in a match..... | vs. South Dakota State, .402, 8/25/17 |
| Had 65 or more assists in a match..... | at Charlotte, 67, 08/25/18 |
| Had 10 or more aces in a match..... | vs. Bowling Green State, 10, 9/12/15 |
| Had 75 or more digs in a match..... | at Charlotte, 81, 08/25/18 |
| Had 85 or more digs in a match..... | Appalachian State, 85, 08/26/16 |
| Had 10.0 or more blocks in a match..... | at Charlotte, 18, 08/25/18 |
| Had 20.0 or more blocks in a match..... | Virginia, 20, 11/28/15 |

HOME OPENERS

• Virginia Tech boasts a 9-1 record during its home openers over the last 10 years. All time, Tech is 34-7 in its home opener, a .829 winning percentage.

| Date | Opponent | Location | Score |
|----------------|------------------------|------------------|--------|
| Aug. 29, 2008 | Maryland-Eastern Shore | Cassell Coliseum | W, 3-1 |
| Aug. 28, 2009 | Montana | Cassell Coliseum | W, 3-1 |
| Sept. 3, 2010 | Coastal Carolina | Cassell Coliseum | W, 3-0 |
| Aug. 26, 2011 | Cleveland State | Cassell Coliseum | W, 3-0 |
| Aug. 31, 2012 | Towson | Cassell Coliseum | W, 3-0 |
| Aug. 30, 2013 | Towson | Cassell Coliseum | W, 3-1 |
| Sept. 19, 2014 | UNC Wilmington | Cassell Coliseum | W, 3-0 |
| Aug. 28, 2015 | East Tennessee State | Cassell Coliseum | W, 3-0 |
| Aug. 26, 2016 | Appalachian State | Cassell Coliseum | W, 3-2 |
| Sept. 15, 2017 | Radford | Cassell Coliseum | L, 3-0 |

LAST TIME AN INDIVIDUAL...

| | |
|---|---|
| Had 20 or more kills in a match..... | Virginia, 21, Kaity Smith, 11/22/17 |
| Had 30 or more kills in a match..... | vs. Idaho State, 30, Kaity Smith, 8/25/17 |
| Had 50 or more attacks in a match..... | vs. Idaho State, 51, Kaity Smith, 8/25/17 |
| Hit over .500 in a match..... | vs. USC Upstate, .591, Kaity Smith, 08/24/18 |
| Hit over .600 in a match..... | vs. USC Upstate, .636, Jaila Tolbert, 08/24/18 |
| Hit over .800 in a match..... | Miami (Fla.), .800, Cara Cunningham, 11/19/17 |
| Had 45 or more assists in a match..... | at Charlotte, 48, Rhegan Mitchell, 08/25/18 |
| Had 55 or more assists in a match..... | Duke, 55, Rhegan Mitchell, 10/22/17 |
| Had 70 or more assists in a match..... | Liberty, 86, Kelli O'Dell, 10/17/00 |
| Had 4 or more aces in a match..... | Virginia, 4, Ester Talamazzi, 11/22/17 |
| Had 8 or more aces in a match..... | ULM, 8, Annie Spicer, 9/10/04 |
| Had 25 or more digs in a match..... | Radford, 27, Carol Raffety, 9/16/16 |
| Had 30 or more digs in a match..... | Georgia Tech, 30, Morgan O'Neill, 11/3/12 |
| Had 10 or more blocks in a match..... | at Charlotte, 10, Marisa Cerchio, 08/25/18 |
| Had 15 or more blocks in a match..... | West Virginia, 17, Cheryl Stinson, 10/5/01 |
| Opponent had less than 30 kills in a match..... | vs. Presbyterian, 28, 08/25/18 |
| Two players had 17 or more kills each in a match..... | Chattanooga (5 sets) - Amanda McKinzie (17), Kennedy Bryan (17) - 9/19/15 |

What's a Hokie?



The answer leads all the way back to 1896 when Virginia Agricultural and Mechanical College changed its name to Virginia Polytechnic Institute. With the change came the necessity for writing a new cheer and a contest for such a purpose was held by the student body.

Senior O.M. Stull won first prize for his "Hokie" yell which is still used today. Later, when asked if "Hokie" had any special meaning, Stull explained the word was solely the product of his imagination and was used only as an attention-getter for his yell. It soon became a nickname for all Tech teams and for those people loyal to Tech athletics.

The official university school colors - Chicago Maroon and Burnt Orange - also were introduced in 1896. The colors were chosen by a committee because they made a 'unique combination' not worn elsewhere at the time. The official definition of "hokie" is "a loyal Virginia Tech Fan".

RETURNING NUMBERS

• To open the 2018 season, Virginia Tech returns almost all of its kills, assists and digs personnel, but will need a push in the blocks department with departing middle blockers Stacey Christy and Cara Cunningham.

| Returning Kills | Assists | Digs | Blocks | Points |
|-----------------|---------|-------|--------|-------------|
| 2018 | 78.3% | 95.3% | 90.4% | 21.4% 76.2% |

'17 CLASS OF ACC COACHES

• The Atlantic Coast Conference entered 2017 with four new head coaches from its 15 member institutions, including Clemson's Michaela Franklin, Louisville's Dani Busboom Kelly, Virginia's Aaron Smith and Virginia Tech's Jill Wilson.

• Of the four in their new campaigns, the Cardinals' Busboom Kelly owns the best winning percentage (.794), followed by the Hokies' Wilson (.382), the Tigers' Franklin (.229) and the Cavaliers' Smith (.206).


• Previously, Busboom Kelly was an assistant coach at Nebraska, Franklin was the associate head coach at Iowa, Wilson was the associate head coach at LSU and Smith was the associate head coach at Virginia, then was promoted by the Cavaliers' athletics director at the time, Craig Littlepage.

| Name | Team | Overall | ACC | Home | Away | Neutral |
|--------------------|---------------|---------|------|------|------|---------|
| Dani Busboom Kelly | Louisville | 27-7 | 18-2 | 16-1 | 9-4 | 2-2 |
| Jill Wilson | Virginia Tech | 13-21 | 4-16 | 3-9 | 5-10 | 6-2 |
| Aaron Smith | Virginia | 7-27 | 3-17 | 5-12 | 3-10 | 0-4 |
| Michaela Franklin | Clemson | 8-27 | 2-18 | 5-12 | 1-13 | 1-3 |

YEAR 2

• Virginia Tech Athletics last summer implemented a new design on the playing surface at Cassell Coliseum. The basketball and volleyball court displays three iconic campus spots - Torgerson Bridge, Burruss Hall and War Memorial Chapel.

• In addition to the court redesign, Tech redid the floors at the men's basketball practice facility and volleyball practice gym, at a cost of about \$35,000.



RECORD WHEN...

| | |
|-----------------------------------|-----|
| Overall: | 3-0 |
| Home: | 0-0 |
| Away: | 1-0 |
| Neutral: | 2-0 |
| Three-set match: | 2-0 |
| Four-set match: | 0-0 |
| Five-set match: | 1-0 |
| Win first set: | 2-0 |
| Lose first set: | 1-0 |
| Win first two sets: | 2-0 |
| Split first two sets: | 0-0 |
| Lose first two sets: | 1-0 |
| Against top-25 teams: | 0-0 |
| Against unranked teams: | 3-0 |
| ACC: | 0-0 |
| Home: | 0-0 |
| Away: | 0-0 |
| Three-set match: | 0-0 |
| Four-set match: | 0-0 |
| Five-set match: | 0-0 |
| Win first set: | 0-0 |
| Lose first set: | 0-0 |
| Win first two sets: | 0-0 |
| Split first two sets: | 0-0 |
| Lose first two sets: | 0-0 |
| Against top-25 teams: | 0-0 |
| Higher hitting % than opponent: | 3-0 |
| Lower hitting % than opponent: | 0-0 |
| Hit over .400: | 0-0 |
| Hit over .300: | 0-0 |
| Hit over .200: | 0-0 |
| Hit under .200: | 1-0 |
| Opponent hits under .200: | 3-0 |
| More kills than opponent: | 3-0 |
| Fewer kills than opponent: | 0-0 |
| Same kills as opponent: | 0-0 |
| More service aces than opponent: | 1-0 |
| Fewer service aces than opponent: | 2-0 |
| Same service aces as opponent: | 0-0 |
| More digs than opponent: | 3-0 |
| Fewer digs than opponent: | 0-0 |
| Same digs as opponent: | 0-0 |
| More blocks than opponent: | 3-0 |
| Fewer blocks than opponent: | 0-0 |
| Same blocks as opponent: | 0-0 |
| On Tuesday: | 0-0 |
| On Wednesday: | 0-0 |
| On Friday: | 1-0 |
| On Saturday: | 2-0 |
| On Sunday: | 0-0 |
| In August: | 3-0 |
| In September: | 0-0 |
| In October: | 0-0 |
| In November: | 0-0 |
| Current set winning streak: | 3 |
| Current set losing streak: | - |
| Longest set winning streak: | 6 |
| Longest set losing streak: | 2 |
| Current match winning streak: | 3 |
| Current match losing streak: | - |
| Current ACC match winning streak: | - |
| Current ACC match losing streak: | - |
| Longest match winning streak: | 3 |
| Longest match losing streak: | - |
| Current home winning streak: | - |
| Current home losing streak: | - |
| Current home ACC winning streak: | - |
| Current home ACC losing streak: | - |

DID YOU KNOW

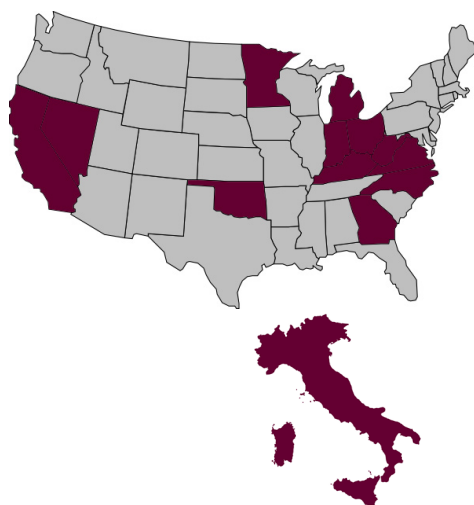
- Virginia Tech's volleyball team squared off against North Carolina inside the Dean Smith Center on Oct. 13, 2017, in front of a crowd of 19,246.
- The 19,246 fans watching the match was the most-ever in an NCAA volleyball match, breaking the previous record of 17,561 on Dec. 19, 2015, between Texas and Nebraska for the championship.
- On Oct. 22, 2017, inside Cassell Coliseum, the Hokies took on Duke and played in their longest match of the season – a five-set affair that was two hours and 30 minutes long.
- It was the longest match for Tech since opening weekend against Milwaukee (2:24). Of Tech's 31 matches in 2017, 14 went over the two-hour mark.
- In 2018, Tech's first match was the fastest in the Jill Wilson era, with it going 1 hour, 5 minutes versus USC Upstate in a 3-0 win. The previous fastest was 1:11 in the second match of the season against South Dakota State, a 3-0 Tech win.

TOLBERT REPS ACC

- Jaila Tolbert was selected as the ACC's lone Student-Athlete Advisory Committee (SAAC) representative on the National Division I SAAC .
- She will vote on proposals regarding welfare for student-athletes - mental health, time demands and more. Tolbert enters her second year of the two-year term and it Tech's first ever.

WHERE THEY AT

- Tech has 16 players on the squad who represent 12 states and one international country (Italy).
- Virginia is where the most players are from on the team, making up 18.8 percent.



SCHANBACK HOMECOMING

- Volunteer Assistant Coach Kayla Schanback, who is in her first year at Tech, will be welcoming her alma mater to Cassell Coliseum on Friday night.
- The 2018 Campbell graduate was a four-year letterwinner on its volleyball team in Buies Creek, North Carolina.
- A libero, Schanback hit the 1,000-dig plateau, becoming the 11th player in school history to accomplish the feat.
- She turned in the most-ever digs in a match by a Camel on Nov. 12, 2016, against Gardner Webb with 35, and finished third all time in career digs in program history.

THE FIRST ONE IS THE SWEETEST

- Tech's Head Coach Jill Wilson took down rival Virginia, 3-1, on Sept. 27, 2017, earning Wilson's first-ever ACC win and the Hokies' first of 2017.
- A few days later, Virginia Tech athletics director Whit Babcock gave Coach Wilson an embroidered volleyball, signifying the first conference win for her, which tasted a little sweeter over an arch rival.
- The two teams compete every year in the Commonwealth Clash and the win gave Tech half a point, its first win of the 2017-18 academic year from the fall sports - made up of men's and women's soccer, football and volleyball.

STATES/COUNTRY

- Virginia (3)
- #10 Kylie Thomas
- #16 Jennifer Williams
- #21 Melody Caloyannides
- Georgia (2)
- #9 Rhegan Mitchell
- #11 Sarah Jane Lynch
- Calif., Ind., Ky., Mich., Minn., N.C., Nev., Ohio, Okla., W.Va. (1)
- #1 Kaity Smith (Ky.)
- #4 Jaila Tolbert (Minn.)
- #5 Carol Raffety (Calif.)
- #6 Angel Robinson (Okla.)
- #7 Tessa Wyner (W.Va.)
- #13 Peyton Yelich (Ind.)
- #19 Marisa Cerchio (Ohio)
- #20 Abby McKinzie (Mich.)
- #22 Kai Young (N.C.)
- #23 Talyn Jackson (Nev.)
- Italy (1)
- #14 Ester Talamazzi

#FuelTheFire



"We're not there yet. We know we have a lot of work to do, but we're fueling it every single day," Wilson said in a recent radio interview with ESPN Blacksburg. "I can tell you that my players have been here the last part of the summer, and just the whole feel and the atmosphere of the culture is pretty incredible in a year's time. That's really what our theme represents. Our fans ... will see that. There is going to be a big change in the confidence and the culture that is happening. It's really, really exciting to be a part of." –

Head volleyball coach **Jill Wilson**



SCOOPING IT UP

- Junior Carol Raffety was a force on the defensive end all season for the Hokies, racking up a team-high 440 digs.
- The libero tallied three matches of 20-plus digs, and had a 18-match streak of 10 or more digs. She's posted back-to-back years of 400-plus digs.

A DEBUT FOR THE AGES

- Kaity Smith placed her self in the record books on Aug. 25, 2017, when she led the Hokies to a 3-2 victory over Idaho State.
- Smith's 30 kills against the Bengals did the following in Tech's storied history:
 - Most ever in a debut.
 - Second freshman in school history to have over 30 kills in a match in their first season. Virginia Tech Sports Hall of Famer Lisa Pikalek racked up 38 against Southern Miss on Nov. 7, 1992.
 - Tied for the seventh-most kills in Hokie history.

ACC FRESHMAN OF THE WEEK - 3

- Outside hitter Ester Talamazzi followed in fellow teammate Kaity Smith's footsteps, as she earned her first ACC honor on Sept. 4. Smith earned it in Week 1.
- The Italy native racked up 38 kills, 28 digs and four blocks against Ole Miss, A-State and SMU.
- Smith followed Talamazzi's award 10 weeks later and picked up her second Freshman of the Week, as announced the by the league office Nov. 13.
- The Kentucky native tallied 25 kills, 15 digs and six blocks at Notre Dame and Louisville.

MILESTONES

- The Virginia Tech freshman kills section in the record book took a dent last season as outside hitters Ester Talamazzi and Kaity Smith made their mark on the top-10 list.
- The Italy and Kentucky natives passed Rachel Julian (251 kills), Katie Esbrook (263) and Cara Baarendse (280).
- Talamazzi is tied for eighth all-time with 290 kills, while Smith sits sixth with 309.

| # | Name | Year | Kills |
|-----|--------------------|------|-------|
| 1. | Lisa Pikalek | 1989 | 499 |
| 2. | Taylor Parrish | 2006 | 444 |
| 3. | Jennifer Schmidt | 1992 | 368 |
| 4. | Sarah Muñoz | 2005 | 356 |
| 5. | Lindsey Owens | 2013 | 311 |
| 6. | Kaity Smith | 2017 | 309 |
| 7. | Felicia Willoughby | 2007 | 303 |
| 8. | Annie Spicer | 2001 | 290 |
| | Ester Talamazzi | 2017 | 290 |
| 10. | Cara Baarendse | 2009 | 280 |

- Libero Carol Raffety finished her sophomore campaign 79 digs away from 1,000 in her career. If she does crack the four-digit number, she would be the 17th Hokie to ever have over 1,000 digs.
- Setter Rhegan Mitchell tallied over 1,000 assists on the year in Tech's clash with FSU on Nov. 17. It marked the first time in her career that she hit the four-digit plateau. It also marks the first time since 2013 that a Hokie racked up over 1,000 assists in a season (Jordan Fish, 1,381).

BACK-TO-BACK CHAMPS

- Virginia Tech won its second tournament in a row on Sept. 2, 2017, claiming the A-State Invitational. It won the Pepsi Panther Invitational opening weekend.
- Five players were named to an All-Tournament Team in nonconference action - Stacey Christy (Pepsi Panther Invitational), Rhegan Mitchell (Pepsi Panther Invitational, A-State Invitational), Kaity Smith (Pepsi Panther Invitational, Thunder Invite), Ester Talamazzi (A-State Invitational) and Jaila Tolbert (A-State Invitational).
- Of those five players, Tech garnered the MVPs from two of the four tournaments - Mitchell (Pepsi Panther Invitational) and Talamazzi (A-State Invitational).

RPI INFO

- The NCAA released the Ratings Percentage Index, its final one, on Dec. 18 - the 10th ranking of the fall.
- The Hokies finished with the No. 183 RPI, which was the 12th best in the ACC topping Virginia (197), Boston College (227) and Clemson (258).
- The ACC had six teams in the top 50, including Louisville (26), Pitt (28), Miami (32), NC State (41), Notre Dame (43) and Florida State (48).
- Among the Power Five, the ACC was tied with the SEC for owning the third-most teams in the top 50 behind the Big Ten (10) and Pac-12 (9). The Big 12 has four teams.
- In 2016, Virginia Tech finished the year with a RPI of 168, the 10th best out of the ACC.

MATCH-BY-MATCH STARTERS

| Opponent | Date | MB | MB | OH | OH | RS | S | L |
|-----------------------|---------|----------------|-----------|-----------------|-------------|---------------|-----------------|---------------|
| USC Upstate (W, 3-0) | Aug. 24 | Marisa Cerchio | Kai Young | Ester Talamazzi | Kaity Smith | Jaila Tolbert | Rhegan Mitchell | Carol Raffety |
| Presbyterian (W, 3-0) | Aug. 25 | Marisa Cerchio | Kai Young | Ester Talamazzi | Kaity Smith | Jaila Tolbert | Rhegan Mitchell | Carol Raffety |
| Charlotte (W, 3-2) | Aug. 25 | Marisa Cerchio | Kai Young | Ester Talamazzi | Kaity Smith | Jaila Tolbert | Rhegan Mitchell | Carol Raffety |



AVCA ACADEMIC HONOR

- The American Volleyball Coaches Association announced that the Virginia Tech volleyball program earned Team Academic Honors for the 2017-18 season.
- The AVCA honored a record 973 teams this year from both the high school and college ranks.
- The award is given to teams that hold an average 3.30 cumulative team GPA during the academic year on a 4.0 scale or 4.10 on a 5.0 scale.
- The Hokies finished the academic year with a cumulative team grade point average of 3.34.
- A total of 145 Division I schools were honored and Tech was one of five ACC schools to make the list, joining Florida State, Louisville, Miami (Fla.) and Pitt.

SMITH LIVED UP TO THE HYPE

- Kaity Smith was included on PrepVolleyball.com's list of Top Impact Freshmen last fall during the preseason.
- Smith had a high school teammate as well who made the list, Keyton Kinley, who is a defensive specialist for Tennessee.
- Smith was named to the PrepVolleyball.com top-five impact freshman from Week 1, after her incredible weekend in Milwaukee.

SMITH'S ROOKIE CAMPAIGN

- Kaity Smith had quite the rookie campaign as the outside hitter sits fifth all-time in Tech history for kills per set by a freshman, passing Lindsey Owens kills per set mark of 2.85 set in 2013.

| # | Name | Year | K/S |
|----|----------------|------|------|
| 1. | Lisa Pikalek | 1989 | 3.78 |
| 2. | Taylor Parrish | 2006 | 3.73 |
| 3. | Sarah Muñoz | 2005 | 3.46 |
| 4. | Annie Spicer | 2001 | 3.30 |
| 5. | Kaity Smith | 2017 | 3.25 |

DOUBLING DOWN

- Outside hitter Ester Talamazzi and setter Rhegan Mitchell each tallied double-doubles in Virginia Tech's two matches to kickoff ACC play last season.
- Talamazzi, a freshman at the time, turned in seven double-doubles her first year in Blacksburg, including three straight to begin ACC play. Mitchell posted eight in 2017 and now owns a total of 18 in her storied career.
- Kaity Smith registered five double-doubles her freshman season, with her most recent one being on Nov. 19 against Florida State when she posted 13 kills and digs.
- Smith picked up where she left off in 2017, already recording two double-doubles this past weekend in Charlotte. Sophomore Marisa Cerchio posted the first of her career, too.

COOKING FOR THE FAM

- During preseason camp, coach Jill Wilson split up the 16 players into four groups and had cooking groups through out the few weeks of camp.
- From entrées to appetizers to desserts, the groups would specialize on a night and make dinner for the team.
- The sophomore from Italy, Ester Talamazzi, stole the show in her group, as she made her favorite tiramisu, a coffee-flavored Italian dessert.

SMITH'S KICK SAVE

- Outside hitter Kaity Smith made the NCAA Volleyball's Twitter account's top-five plays of opening weekend, with her kick-saving a ball to keep it alive. Tech went on to win the point on an attack error by Charlotte
- Smith finished the day with a double-double, her second of the season.

TEAM MATCH-BY-MATCH

| Date | Opponent | sp | attack | | | | set | | | serve | | | | recept | | | dig | blocking | | | | bhe | points | score |
|--------------|-----------------|----|--------|----|-----|------|-----|----|-----|-------|----|----|-----|--------|----|-----|-----|----------|----|----|-------|-----|--------|-------|
| | | | k | e | ta | pct | a | ta | pct | sa | se | ta | pct | re | ta | pct | | bs | ba | be | total | | | |
| Aug 24, 2018 | vs USC Upstate | 3 | 44 | 10 | 86 | .395 | 41 | - | - | 3 | 5 | - | - | 4 | - | - | 40 | 0 | 18 | 2 | 9.0 | 2 | - | 3-0 |
| Aug 25, 2018 | vs Presbyterian | 3 | 43 | 20 | 112 | .205 | 39 | - | - | 7 | 3 | - | - | 1 | - | - | 49 | 1 | 12 | 1 | 7.0 | 2 | - | 3-0 |
| Aug 25, 2018 | at Charlotte | 5 | 69 | 35 | 178 | .191 | 67 | - | - | 4 | 6 | - | - | 7 | - | - | 81 | 1 | 34 | 4 | 18.0 | 0 | - | 3-2 |
| | | 11 | 156 | 65 | 376 | .242 | 147 | - | - | 14 | 14 | - | - | 12 | - | - | 170 | 2 | 64 | 7 | 34.0 | 4 | - | |
| | Opponents | 11 | 103 | 66 | 364 | .102 | 97 | - | - | 12 | 14 | - | - | 14 | - | - | 133 | 6 | 36 | 10 | 24.0 | 2 | - | |

Sets played: 11
 Kills per set: 14.18
 Assists per set: 13.36

Service aces per set: 1.27
 Digs per set: 15.45
 Blocks per set: 3.09

Ball handling errors per set: 0.36
 Reception errors per set: 1.09



| | |
|---------------------------------------|------------------------|
| PROGRAM HISTORY | |
| First Year | 1977 |
| All-Time Record | 729-643-3 |
| Conference Champions | (1) 1972, Metro |
| Tournament Championships | None |
| NCAA Tournaments | (1) 2010 |
| NIVC Tournaments (0) Steve Lowe Award | 1982 |
| Postseason Record | 1-1 |
| Best record | (1992) 26-11 |
| Best in NCAAs | (2010) 1-1 |
| Players signed pro | 12 since 2006 |
| CASSELL COLISEUM | |
| Capacity | 9,275 |
| Opened | 1962 |
| Renovation | 2017 |
| Tech Record | 368-167 (.688) |
| Attendance High in 2017 | 2,361 |
| Winning Seasons | 20 |
| MILESTONES HUNT | |
| 75 Aces | Carol Raffety, 55 |
| 250 Blocks | Jaila Tolbert, 228 |
| 1,000 Kills | Jaila Tolbert, 711 |
| 1,000 Digs | Carol Raffety, 951 |
| 3,000 Assists | Rhegan Mitchell, 2,693 |
| 100 Matches Played | Rhegan Mitchell, 81 |

SCOUTING WILLIAM & MARY

- The new era of William & Mary volleyball kicked off this past weekend at the Wildcat Classic, and the Tribe fell three times in their matches versus Central Arkansas, Davidson and Marist in Davidson, North Carolina.
- Head Coach Tim Doyle enters his first year in Williamsburg after a four-year stint as an assistant coach at VCU. While in Richmond, Doyle guided the Rams to owning the longest winning streak in the country last year with 27 matches on their way to an Atlantic 10 championship and NCAA Tournament appearance.
- The Tribe are led by freshman Claire Farrell and sophomore Kate Dedrick, with each owning more than a 2.50 kills per set average. Setter Autumn Brenner, the school's all-time leader for career assists in the current scoring era, posted a double-double performance against Central Arkansas last weekend.

SCOUTING CAMPBELL

- Campbell is coming to the Hokie Invitational with a 1-2 record after losing its first two matches to Seattle and Portland and then following it up with a win over CSU Bakersfield in San Diego, California.
- Greg Goral is in his sixth year at the helm of the Camels and has brought them to the Big South Championship match, which hadn't happened since 1989. Goral led Campbell to a 20-win season last fall and a National Invitational Volleyball Championship (NIVC) postseason berth.
- Freshman Sarah Colla is coming off a double-double performance in the Golden State, tallying 16 kills and 12 digs in the win against CSU Bakersfield. Campbell is led by Alysha Mitchell at the net, as the sophomore owns a team-high 19 blocks through three matches, averaging 1.73 blocks per set.

SCOUTING ROBERT MORRIS

- At the Catamount Volleyball Classic, Robert Morris was defeated by Charleston Southern, Middle Tennessee and Western Carolina opening weekend in Cullohwhee, North Carolina.
- Entering his ninth season in Moon Township, Dale Starr has produced 15 all-conference players during his time with the Colonials. In 2015, Starr led RMU to a Northeastern Conference title, the first in his tenure and eighth in school history.
- Setter Whitney Brown is averaging 8.3 assists per set for the Colonials, and middle blocker Emma Granger, the 2017 NEC Rookie of the Year, is off to a strong start with 22 kills and 12 blocks through three matches.

OPPONENT MATCH-BY-MATCH

| Date | Opponent | sp | attack | | | | set | | | serve | | | | recept | | | blocking | | | | bhe | points | score | |
|---------------|-----------------|----|--------|----|-----|------|-----|----|-----|-------|----|----|-----|--------|----|-----|----------|----|----|----|------|--------|-------|-------|
| | | | k | e | ta | pct | a | ta | pct | sa | se | ta | pct | re | ta | pct | dig | bs | ba | be | | | | total |
| Aug 24, 2018 | vs USC Upstate | 3 | 26 | 25 | 99 | .010 | 24 | - | - | 4 | 3 | - | - | 3 | - | - | 28 | 0 | 4 | 3 | 2.0 | 0 | - | 3-0 |
| Aug 25, 2018 | vs Presbyterian | 3 | 28 | 19 | 101 | .089 | 26 | - | - | 1 | 3 | - | - | 7 | - | - | 42 | 1 | 10 | 0 | 6.0 | 2 | - | 3-0 |
| Aug 25, 2018 | at Charlotte | 5 | 49 | 22 | 164 | .165 | 47 | - | - | 7 | 8 | - | - | 4 | - | - | 63 | 5 | 22 | 7 | 16.0 | 0 | - | 3-2 |
| Virginia Tech | | 11 | 103 | 66 | 364 | .102 | 97 | - | - | 12 | 14 | - | - | 14 | - | - | 133 | 6 | 36 | 10 | 24.0 | 2 | - | |
| | | 11 | 156 | 65 | 376 | .242 | 147 | - | - | 14 | 14 | - | - | 12 | - | - | 170 | 2 | 64 | 7 | 34.0 | 4 | - | |

Sets played: 11
 Kills per set: 9.36
 Assists per set: 8.82

Service aces per set: 1.09
 Digs per set: 12.09
 Blocks per set: 2.18

Ball handling errors per set: 0.18
 Reception errors per set: 1.27



MATCH-BY-MATCH LEADERS

| Opponent | Date | Kills | % (min. 12 A) | Assists | Aces | Digs | Blocks |
|-----------------------|---------|--------------|----------------|---------------|-----------------|-----------------|----------------|
| USC Upstate (W, 3-0) | Aug. 24 | 14 - Smith | .636 - Tolbert | 16 - Mitchell | 2 - Talamazzi | 9 - (2 players) | 5- (2 players) |
| Presbyterian (W, 3-0) | Aug. 24 | 13 - Smith | .480 - Smith | 23 - Mitchell | 3 - Cerchio | 15 - Smith | 4 - Cerchio |
| Charlotte (W, 3-2) | Aug. 25 | 15 - Cerchio | .300 - Tolbert | 48 - Mitchell | 1 - (4 players) | 22 - Talamazzi | 10 - Cerchio |

DOUBLE-DOUBLES COUNT

| Who | What | When |
|---------------------|-----------------|-------------------------|
| Kaity Smith..... | 13 K, 15 D..... | vs. Presbyterian (8/25) |
| Kaity Smith..... | 14 K, 14 D..... | at Charlotte (8/25) |
| Marisa Cerchio..... | 15 K, 10 B..... | at Charlotte (8/25) |

TEAM, PLAYER & OPPONENT HIGHS

| | |
|--------------------------|--|
| Kills | |
| Team | 69 at Charlotte (8/25) |
| Player | Marisa Cerchio - 15 at Charlotte (8/25) |
| Opponent | 49 - Charlotte (8/25) |
| Attack Percentage | |
| Team | .395, 44-10-86 vs. USC Upstate (8/25) |
| Player (min. 12 kills) | Kaity Smith - .591, 14-1-22 vs. USC Upstate (8/25) |
| Opponent | .165, 49-22-164 - Charlotte (8/25) |
| Assists | |
| Team | 67 at Charlotte (8/25) |
| Player | Rhegan Mitchell - 48 at Charlotte (8/25) |
| Opponent | 47 - Charlotte (8/25) |
| Service Aces | |
| Team | 7 at Presbyterian (8/25) |
| Player | Marisa Cerchio - 3 vs. Presbyterian (8/25) |
| Opponent | 7 - Charlotte (8/25) |
| Digs | |
| Team | 81 at Charlotte (8/25) |
| Player | Ester Talamazzi - 22 at Charlotte (8/25) |
| Opponent | 63 - Charlotte (8/25) |
| Total Blocks | |
| Team | 18 at Charlotte (8/25) |
| Player | Marisa Cerchio - 10 at Charlotte (8/25) |
| Opponent | 16 - Charlotte (8/25) |





Jill WILSON

- Second season at Virginia Tech
- 16th as a coach in Division I
- Produced 15 All-SEC players and '02 ACC Player of the Year
- Averaged 20-plus wins per year at LSU (10 years)

The Wilson File

PERSONAL

BORN: May 6, 1979

HOMETOWN: Richmond, Texas

FAMILY: Husband, Jared

COACHING RECORD AT VIRGINIA TECH: 13-21 (2nd year)

CAREER HEAD COACHING RECORD: 13-21 (.382)

EDUCATION

LSU - Bachelor of Science - Business Admin., 2001

JOINED TECH STAFF: Jan. 12, 2017

YEARS OF COLLEGIATE HEAD COACHING: 1

YEARS OF COLLEGIATE COACHING: 15

COACHING HISTORY

2017- Virginia Tech (Head Coach)

2013-16 LSU (Associate Head Coach)

2007-12 LSU (Assistant Coach)

2006-07 Wake Forest (Assistant Coach)

2002-04 North Carolina (Assistant Coach)

2001-02 Tennessee-Martin (Graduate Assistant)

PLAYING HISTORY

1997-00 LSU (outside hitter)

4-year letterwinner and starter

Ranked 6th in the SEC with 23 service aces senior year

Appeared in the 2000 SEC Tournament finals

POSTSEASON EXPERIENCE

LSU 2014 (First Round - Eugene, Ore.)

Defeated Oklahoma, Loss to Oregon

2013 (First Round - Seattle, Wash.)

Defeated Michigan, Loss to Washington

2010 (First Round - Norman, Okla.)

Loss to Tulsa

2009 (First Round - Baton Rouge, La.)

Defeated Tulane, Loss to Texas A&M

2008 (First Round - Los Angeles, Calif.)

Loss to UCLA

2007 (First Round - Austin, Texas)

Defeated New Mexico State, Loss to Texas

UNC 2002 (Regionals - Lincoln, Neb.)

Defeated Winthrop, South Carolina at home

Loss to Hawai'i

Jill Lytle Wilson was named the head coach of the Virginia Tech volleyball program on January 12, 2017, and enters her second year in Blacksburg.

In her first season as the head coach of the Hokies in 2017, Wilson guided Jaila Tolbert to second-team All-ACC after she owned the highest hitting percentage in the conference for non-middle blockers. Tolbert, a right-side hitter, hit more than .300 in 20 matches and earned Virginia Sports Information Directors (VaSID) all-state honors.

Wilson also was key in the development of Kaity Smith, who was named to the ACC All-Freshman Team, as well as the VaSID Freshman of the Year. Smith started the season breaking a school record, putting down 30 kills in her debut – a program first.

Picking up two wins over Virginia in her first season, Wilson contributed to a full point in the Virginia529 Commonwealth Clash. Wilson led Tech to two nonconference tournament titles her opening season, winning the Pepsi Panther Invitational and A-State Invitational. At the A-State Invitational, the Hokies took down Arkansas State and SMU, two teams that won 20-plus matches and earned a bid to the National Invitational Volleyball Championship (NIVC).

Wilson joined the Hokies after an extremely successful run on the bench at LSU where, as the recruiting coordinator, she signed five top-30 recruiting classes according to PrepVolleyball.com. She also helped lead the Tigers to six NCAA Tournament appearances and the 2009 SEC Championship, as well as 25-win seasons in 2007, 2009 and 2010. The Tigers averaged over 20 wins per season during her time on the LSU staff.

"We are excited to welcome Jill and her husband, Jared, to Virginia Tech," Virginia Tech Director of Athletics Whit Babcock said after the announcement of her hiring. "Jill served as an integral component of an LSU program that became a perennial NCAA tournament team during her tenure in the highly-competitive Southeastern Conference. We heard from some of the most respected coaches in the country about Jill's many talents, and their sentiments were very consistent that the school that recruited her away from her alma mater was going to be fortunate to have Jill lead their volleyball program."

Along with her reputation as a staunch recruiter, Wilson helped produce 15 All-SEC selections, four American Volleyball Coaches Association All-South Region First Team picks and an AVCA First Team All-American and SEC Player of the Year in middle blocker Brittnee Cooper.

No stranger to the ACC, Wilson was an assistant at North Carolina from 2002-04 before serving as the top assistant at Wake Forest in 2006. She coached two All-Americans, an ACC Player of the Year and helped lead the Tar Heels to the 2002 regular season ACC Championship and an NCAA Sweet Sixteen appearance. With the Demon Deacons, Wilson trained outside and right side hitters along with assisting in recruiting prospective student-athletes and organizing all team travel.

Wilson broke into coaching in 2001 as a graduate assistant coach at Tennessee-Martin. The Skyhawks finished the campaign with a 24-7 record and won the Ohio Valley Conference regular season championship.

A four-year starter at outside hitter at LSU from 1997-2000, Wilson ranked sixth in the SEC with 23 service aces during her senior campaign that also saw the Tigers appear in the 2000 SEC Tournament finals.

Wilson exemplified the Virginia Tech spirit of Ut Prosim while she was a student-athlete. She was the Tigers' representative on the women's at-large SEC Good Works Team in 1999-00 and she was named the LSU Student-Athlete Volunteer of the Year in 2000.

The Richmond, Texas native graduated from LSU with a B.S. in business administration with concentration in pre-law. While at UT-Martin, Wilson pursued graduate studies in health and human performance.





CAROL RAFFETY

Junior | 5-11
L/DS | Novato, Calif.

High School/Club Team
Marin Catholic | Absolute

Major: Criminology

5

AT THE NET

- Dished out seven assists and tallied five digs in the season opener against USC Upstate (8/24).
- Scooped up 20 digs, the 10th time of her career owning 20 or more in a match, and recorded four assists and an ace versus Charlotte (8/24).
- Played in all 31 matches in 2017.
- Picked up where she left off last fall posting 17 digs in the opener versus Idaho State.
- Had a career night against Milwaukee, tallying 14 digs and set two career highs - assists (7) and service aces (4).
- Tallied 14-plus digs in all three matches at the A-State Invite.
- Scooped up 17 digs and registered three aces versus Toledo.
- Picked up 18 digs in home opener vs. Radford.
- Logged the second-most digs of the year (21) against FSU.
- Scooped up 10-plus digs in 18 straight matches.
- Broke the freshman digs record with 481 in 2016, a mark that had been held by Amanda Cloyd since 2004.

SEASON HIGHS

Kills
Hitting percentage.....
Assists.....7 vs. USC Upstate (8/25/18)
Aces.....2 vs. Presbyterian (8/25/18)
Digs.....20 at Charlotte (8/25/18)
Blocks.....

CAREER HIGHS


Kills.....9 at Florida State (10/14/16)
Hitting percentage.....1.00 at No. 19 Florida State (9/24/17)
Assists7 at Milwaukee (8/26/17)
Aces4 at Milwaukee (8/26/17)
Digs28 vs. Appalachian State (8/26/16)
Blocks1 at Florida State (10/14/16)

2018 MATCH-BY-MATCH STATS

| Date | Opponent | sp | k | e | ta | pct | a | ta | pct | sa | se | ta | pct | re | ta | pct | dig | bs | ba | be | total | bhe | points | htr% | score | | |
|--------------|-----------------|----|---|---|----|------|----|----|-----|----|----|----|-----|----|----|-----|-----|----|----|----|-------|-----|--------|------|-------|-----|-----|
| Aug 24, 2018 | vs USC Upstate | 3 | 0 | 0 | 1 | .000 | 7 | - | 0 | 1 | - | 2 | - | 5 | 0 | 0 | 0.0 | 0 | 0 | 0 | 0 | 0 | 0 | 0 | 0 | 395 | 3-0 |
| Aug 25, 2018 | vs Presbyterian | 3 | 0 | 0 | 0 | .000 | 5 | - | 2 | 1 | - | 1 | 0 | 0 | 0 | 0 | 0.0 | 0 | 0 | 0 | 0 | 0 | 0 | 0 | 0 | 205 | 3-0 |
| Aug 25, 2018 | at Charlotte | 5 | 0 | 0 | 0 | .000 | 4 | - | 1 | 1 | - | 3 | - | 20 | 0 | 0 | 0.0 | 0 | 0 | 0 | 0 | 0 | 0 | 0 | 0 | 191 | 3-2 |
| Totals | | 11 | 0 | 0 | 1 | .000 | 16 | - | 3 | 3 | - | 5 | - | 25 | 0 | 0 | 0.0 | 0 | 0 | 0 | 0 | 0 | 0 | 0 | 0 | 791 | |

Sets played: 11
Kills per set: 0.00
Assists per set: 1.45

Service aces per set: 0.27
Digs per set: 2.73



ANGEL ROBINSON

Freshman | 6-0
MB | Norman, Okla.

High School/Club Team
Norman North | Peak

Major: University Studies

6

AT THE NET

- Debut came against USC Upstate (8/24) in the season opener, tallying a block.
- Put down the first kill of her career versus Presbyterian (8/25).
- Four-year letterwinner coached by Stephanie Kane at North Norman.
- Guided North Norman to the OSSAA 6A State Championship matches two years in a row, finishing runner-up in 2016 and 2017.
- Also led the Timberwolves to an unblemished record in conference play and a 31-4 overall record in 2017.
- 2017 OSSAA All-State Big West selection.
- 2017 OSSAA All-State Tournament Team selection.
- Team captain in 2017.
- Earned the most driven athlete award.
- Tabbed most improved player her ninth-grade season.

SEASON/CAREER HIGHS

Kills.....1 vs. Presbyterian (8/25/18)
Hitting percentage.....500 vs. Presbyterian (8/25/18)
Assists.....
Aces.....
Digs.....
Blocks1 vs. USC Upstate (8/24/18)

2018 MATCH-BY-MATCH STATS

| Date | Opponent | sp | k | e | ta | pct | a | ta | pct | sa | se | ta | pct | re | ta | pct | dig | bs | ba | be | total | bhe | points | htr% | score | | | |
|--------------|-----------------|----|---|---|----|------|---|----|-----|----|----|----|-----|----|----|-----|-----|----|----|----|-------|-----|--------|------|-------|---|-----|-----|
| Aug 24, 2018 | vs USC Upstate | 1 | 0 | 0 | 0 | .000 | 0 | - | 0 | 0 | - | 0 | - | 0 | 0 | 0 | 0 | 0 | 0 | 0 | 0 | 0 | 0 | 0 | 0 | 0 | 205 | 3-0 |
| Aug 25, 2018 | vs Presbyterian | 1 | 1 | 0 | 2 | .500 | 0 | - | 0 | 0 | - | 0 | - | 0 | 0 | 0 | 0 | 0 | 0 | 0 | 0 | 0 | 0 | 0 | 0 | 0 | 205 | 3-0 |
| Totals | | 2 | 1 | 0 | 2 | .500 | 0 | - | 0 | 0 | - | 0 | - | 0 | 0 | 0 | 0 | 0 | 0 | 0 | 0 | 0 | 0 | 0 | 0 | 0 | 410 | |

Sets played: 2
Kills per set: 0.50
Blocks per set: 0.50





TESSA WYNER

Freshman | 5-11
OH | Charleston, W.Va.

High School/Club Team
George Washington | River Cities Thunder

Masters: Biology

7

AT THE NET

- Debut came versus Presbyterian (8/25), posting an assist.
- Four-year varsity letterwinner coached by Missy Smith at George Washington.
- Three-time West Virginia Gatorade Player of the Year.
- Two-time West Virginia Sports Writers Association Player of the Year.
- Mountain State Athletic Conference Player of the Year.
- Four-time first-team All-State selection.
- Led George Washington to a WVSSAC state championship.
- MaxPreps Underclassmen All-American.
- PrepVolleyball All-American.
- Guided her club team to winning USA 18 Nationals, the first time a team from West Virginia had ever done so.
- Captain.

SEASON/CAREER HIGHS

Kills
Hitting percentage.....1 vs. Presbyterian (8/25/18)
Assists.....
Aces.....
Digs
Blocks.....

2018 MATCH-BY-MATCH STATS

| Date | Opponent | attack | | | | set | | serve | | | recept | | | blocking | | | team | pts | score | | | |
|--------------|-----------------|--------|---|---|----|------|----|-------|----|----|--------|----|----|----------|----|----|------|-----|-------|-------|-----|-----|
| | | sp | k | e | ta | a | ta | sa | se | ta | pc | re | ta | pc | bs | bs | | | | total | | |
| Aug 25, 2018 | vs Presbyterian | 1 | 0 | 1 | 2 | -50% | 1 | - | 0 | 0 | - | 1 | - | 0 | 0 | 0 | 0 | 0 | 0 | 0 | 205 | 3-0 |

Sets played: 1
Kills per set: 0.00
Assists per set: 1.00



RHEGAN MITCHELL (like Ronald Reagan)

r-Senior | 5-8
S | Peachtree City, Ga.

High School/Club Team
McIntosh | Tsunami

Major: Human Nutrition, Exercise
(like Ronald Reagan)

9

2017-18 ACC All-Academic Honor Roll

- Pepsi Panther Invitational MVP**
- Pepsi Panther Invitational All-Tournament Team**
- A-State Invitational All-Tournament Team**

AT THE NET

- Almost had a double-double versus USC Upstate (8/24), registering 14 assists and nine digs in the season opener.
- Dished out 48 assists and collected nine digs, five blocks and four kills against Charlotte (8/25).
- The 48 assists versus the 49ers marked Mitchell's 17th time of having 45 or more assists in a match.
- Played in all 31 matches with 29 starts in 2017.
- Set a career-high 65 assists in the opener against Idaho State, mark finished t-15th nationally for most assists in a match.
- Tallied 56 assists and the second-most digs (14) of her career to lead the Hokies over Milwaukee, winning the tourney title.
- Dished out 43 assists in the win over SMU, which at the time was tied for the eighth-most in the country in three sets.
- Was one of only six players in the ACC to own more than 1,000 assists on the year, first Hokie since 2013 to do so.
- Racked up a team-high eight double-doubles last fall.

SEASON HIGHS

Kills.....4 at Charlotte (8/25/18)
Hitting percentage.....500 at Charlotte (8/25/18)
Assists.....48 at Charlotte (8/25/18)
Aces.....
Digs.....9 at Charlotte (8/25/18)
Blocks.....5 at Charlotte (8/25/18)

CAREER HIGHS

Kills6 Miami (11/19/17)
Hitting percentage.....1.00 vs. Idaho State (8/25/17)
Assists.....65 vs. Idaho State (8/25/17)
Aces2 at Wake Forest (10/23/15)
Digs.....15 vs. Clemson (10/16/15)
Blocks.....5 (2x)

2018 MATCH-BY-MATCH STATS

| Date | Opponent | attack | | | | set | | serve | | | recept | | | blocking | | | team | pts | score | | | |
|--------------|-----------------|--------|---|----|-----|-----|----|-------|----|----|--------|----|----|----------|----|----|------|------|-------|-------|-----|-----|
| | | sp | k | e | ta | a | ta | sa | se | ta | pc | re | ta | pc | bs | bs | | | | total | | |
| Aug 24, 2018 | vs USC Upstate | 1 | 0 | 3 | 33% | 14 | - | 0 | 0 | - | 0 | - | 0 | - | 0 | 0 | 0 | 0.00 | 2 | - | 295 | 3-0 |
| Aug 25, 2018 | vs Presbyterian | 0 | 0 | 0 | 00% | 23 | - | 0 | 0 | - | 0 | - | 0 | - | 0 | 0 | 0 | 0.00 | 1 | - | 205 | 3-0 |
| Aug 25, 2018 | at Charlotte | 4 | 0 | 8 | 50% | 48 | - | 0 | 1 | - | 0 | - | 0 | - | 0 | 5 | 0 | 5.00 | 0 | - | 191 | 3-2 |
| | | 11 | 0 | 11 | 45% | 85 | - | 0 | 1 | - | 0 | - | 0 | - | 0 | 5 | 0 | 5.00 | 3 | - | | |

Sets played: 11
Kills per set: 0.45
Assists per set: 7.73
Digs per set: 2.18
Blocks per set: 0.45





KYLIE THOMAS

Sophomore | 5-7
L/DS | Sterling, Va.

High School/Club Team
Dulles | Potomac Falls

Major: National Security, Foreign Affairs

10

2017-18 ACC Academic Honor Roll

AT THE NET

- Posted eight digs and a career-high four assists in the season opener versus USC Upstate (8/24).
- Tallied the second-most digs of her career against Charlotte (8/25), scooping up nine and recording an ace and assist.
- Played in 20 matches, drawing one start in 2017.
- Debut at the college level came against Ole Miss, where she tallied a service ace and one dig.
- Followed it up with her best match of the season, posting a career-high 13 digs and two assists versus Arkansas State.
- Tallied eight digs, one ace and an assist against SMU.
- Was steady at the Thunder Invite, scooping up six or more digs in the three matches at the tournament.
- Tacked on eight digs and two aces in the home opener versus Radford.
- Recorded an ACC-high six digs and an ace versus Virginia.
- Logged five digs and a service ace against Miami.
- Turned in four digs against Louisville.
- Four-year letterwinner at Potomac Falls HS.
- Three-time all-state.
- Three-time all-conference.
- Holds the school record for career kills and kills in a season.

SEASON HIGHS

Kills
 Hitting percentage.....
 Assists.....4 vs. USC Upstate (8/24/18)
 Aces2 at Charlotte (8/25/18)
 Digs.....9 at Charlotte (8/25/18)
 Blocks.....

CAREER HIGHS

Kills
 Hitting percentage.....
 Assists.....2 (2x)
 Aces.....2 (2x)
 Digs.....13 at Arkansas State (9/1/17)
 Blocks.....

2018 MATCH-BY-MATCH STATS

| Date | Opponent | sg | k | e | ta | pc | a | ta | pc | sa | se | ta | pc | re | ta | pc | dig | bs | ba | be | total | bha | points | hlt% | score |
|--------------|-----------------|----|---|---|----|------|---|----|----|----|----|----|----|----|----|----|-----|----|----|----|-------|-----|--------|------|-------|
| Aug 24, 2018 | vs USC Upstate | 3 | 0 | 0 | 0 | .000 | 4 | - | - | 1 | 1 | - | - | 0 | - | - | 8 | 0 | 0 | 0 | 0 | 0 | - | 305 | 3-0 |
| Aug 25, 2018 | vs Presbyterian | 3 | 0 | 0 | 0 | .000 | 1 | - | - | 1 | 0 | - | - | 0 | - | - | 6 | 0 | 0 | 0 | 0 | 0 | - | 205 | 3-0 |
| Aug 25, 2018 | at Charlotte | 5 | 0 | 0 | 0 | .000 | 1 | - | - | 1 | 0 | - | - | 1 | - | - | 9 | 0 | 0 | 0 | 0 | 0 | - | 191 | 3-2 |
| | | 11 | 0 | 0 | 0 | .000 | 6 | - | - | 3 | 1 | - | - | 1 | - | - | 23 | 0 | 0 | 0 | 0 | 0 | - | | |

Sets played: 11
 Assists per set: 0.55
 Service aces per set: 0.27
 Digs per set: 2.09



SARAH JANE LYNCH

Freshman | 6-2
S | Roswell, Ga.

High School/Club Team
Mount Pisgah Christian | A5

Major: General Engineering

11

AT THE NET

- Has yet to see action.
- Three-year letterwinner coached by Leah Longoria at Mount Pisgah Christian.
- Named to the Class of 2018 Senior Aces Top 150.
- First team GHSA All-State in 2016.
- Honorable mention GHSA All-State in 2014.
- Two-time All-Area selection.
- Team MVP in 2016 and 2014.
- Guided A5 to the 2016 USA Volleyball National Championship crown in 16-U Open Division, while being named to the all-tournament team.
- Tabbed AAU All-American in 2016 after leading A5 to the AAU National Championship in 2016.
- Broke two program records in kills (310) and hitting percentage (.310) as a freshman.
- Named to PrepVolleyball.com Frosh59 list.
- Three-year member of the National Honor Society.
- Georgia Certificate of Merit Scholar.
- President of Mount Pisgah Chapter of the Tri-M Music Honor Society.
- Mount Pisgah Honors Scholarship Program Recipient.

SEASON/CAREER HIGHS

Kills
 Hitting percentage.....
 Assists.....
 Aces.....
 Digs.....
 Blocks.....





PEYTON YELICH

Freshman | 6-3
MB | Crown Point, Ind.

High School/Club Team
Crown Point| Ignite Elite

Major: University Studies

13

AT THE NET

- Has yet to see action.
- Four-year letterwinner coached by Allison Duncan at Crown Point.
- IHSAA All-State selection.
- Two-time all-conference pick.
- Two-time All-Area honoree.
- Led Crown Point to two perfect seasons in conference play, garnering two conference titles and two sectional and regional crowns.
- Guided Crown Point to the IHSAA State Championship match.
- Three-time Indiana All-Star Team member.
- IHSAA North vs. South MVP.
- Three-time Blocker of the Year.
- 2016 AVCA Phenom List honoree.
- Led Ignite Elite to a third-place finish at the 18U Open Divisions in Gold.
- PrepVolleyball.com's Preseason High School All-American Watch List.
- Under Armour All-American Watch List.
- Team captain in 2017.

SEASON/CAREER HIGHS

Kills
Hitting percentage.....
Assists.....
Aces.....
Digs
Blocks.....



ESTER TALAMAZZI (Tal-uh-MAHT-zee)

Sophomore | 6-0
OH | Campo Ligure, Genoa, Italy

High School/Club Team
Liceo Scientifico A. Antonelli | Volleyro'

Major: Business

14

- 2017-18 All-ACC Academic Volleyball Team**
- 2017-18 ACC Academic Honor Roll**
- ACC Freshman of the Week (9/4/17)**
- A-State Invitational MVP**
- A-State Invitational All-Tournament Team**

AT THE NET

- Began the season with seven kills, nine digs, two aces and a block versus USC Upstate (8/24).
- Filled up the stat sheet again in her next match, posting eight kills, 13 digs and two blocks against Presbyterian (8/25).
- Scooped up a career-high 22 digs and put down nine kills in a near double-double effort in Tech's clash with Charlotte (8/25).
- Played in all 31 matches, drawing 26 starts in 2017.
- Posted a career-high 17 kills against Notre Dame (10/8).
- Had a career-high four service aces against Virginia both times they played (9/27, 11/22).
- Tallied four blocks against Wisconsin-Milwaukee (8/26).
- Posted seven double-doubles.
- Ended the season with 290 kills and 27 service aces, second-highest on the team.
- Tied with Annie Spicer for eighth all-time in freshman kills.
- One of only two Hokies to make the ACC Volleyball All-Academic Team, joining setter Rhegan Mitchell.

SEASON HIGHS

Kills.....9 at Charlotte (8/25/18)
Hitting percentage.....158 vs. USC Upstate (8/24/18)
Assists.....
Aces.....2 vs. USC Upstate (8/24/18)
Digs22 at Charlotte (8/25/18)
Blocks.....3 at Charlotte (8/25/18)

CAREER HIGHS

Kills17 Notre Dame (10/8/17)
Hitting percentage.....462 vs. South Dakota State (8/25/17)
Assists3 at Boston College (10/29/17)
Aces.....4 (2x)
Digs22 at Charlotte (8/25/18)
Blocks.....4 (2x)

2018 MATCH-BY-MATCH STATS

| Date | Opponent | attack | | | set | | | serve | | | recept | | | blocking | | | team | | | | | |
|--------------|-----------------|--------|----|----|-----|------|----|-------|----|----|--------|----|-----|----------|----|----|------|-----|--------|------|-------|-----|
| | | sp | k | ta | a | ta | sa | se | ta | re | ta | pt | dig | bs | ba | bt | | bhe | points | hits | score | |
| Aug 24, 2018 | vs USC Upstate | *3 | 7 | 4 | 19 | .158 | 0 | - | 2 | 1 | - | 1 | - | 3 | 0 | 1 | 0 | 10 | 0 | - | 395 | 3-0 |
| Aug 25, 2018 | vs Presbyterian | *3 | 8 | 4 | 27 | .148 | 0 | - | 0 | 0 | - | 0 | - | 13 | 0 | 2 | 0 | 20 | 0 | - | 205 | 3-0 |
| Aug 25, 2018 | at Charlotte | *3 | 9 | 7 | 32 | .062 | 0 | - | 0 | 0 | - | 2 | - | 22 | 0 | 3 | 2 | 30 | 0 | - | 191 | 3-2 |
| | | 11 | 24 | 15 | 78 | .114 | 0 | - | 2 | 1 | - | 3 | - | 44 | 0 | 6 | 2 | 60 | 0 | - | | |

Sets played: 11
Kills per set: 2.18
Service aces per set: 0.18
Digs per set: 4.00
Blocks per set: 0.55





JENNIFER WILLIAMS

Freshman | 6-1
OH | Staunton, Va.

High School/Club Team
Robert E. Lee | Richmond

Major: University Studies

16

AT THE NET

- Has yet to see action.
- Four-year letterwinner.
- Coached by mom, Jan Williams, at Robert E. Lee.
- First-team All-State.
- Led Robert E. Lee to the VHSL state championship.
- Regional Player of the Year.
- First-team All-Region.
- First-team All-Conference.
- First-team All-District.
- All-City/County Player of the Year.
- Conference Player of the Year.
- Racked up more than 1,000 kills in prep career.
- Finished third all-time in VHSL record book for most career blocks.
- Captain.
- Also played tennis.
- Four-year letterwinner and captain.

SEASON/CAREER HIGHS

Kills
Hitting percentage.....
Assists.....
Aces.....
Digs
Blocks.....



MARISA CERCHIO (Sir-ko)

Sophomore | 6-3
MB/OH | Cincinnati, Ohio

High School/Club Team
Turpin | NKYVC

Major: Marketing Management

19

2017-18 ACC Academic Honor Roll

AT THE NET

- Leads the ACC in blocks per set with a 1.73 clip and is second in the league for total blocks with 19.
- Started off the season with five kills and blocks versus USC Upstate (8/24).
- Tallied a career-high three service aces, seven kills and four blocks against Presbyterian (8/25).
- Played her best match as a Hokie versus Charlotte (8/25), setting two career highs – 15 kills, 10 blocks.
- Played in 27 matches, drawing nine starts in 2017.
- Posted seven kills and two blocks in her debut against Idaho State.
- Logged 11 kills apiece against Miami and FSU, while playing a new position (OH), including three kills in a row vs. FSU.
- Recorded a then-career-high 12 kills in the win over Virginia, including eight alone in the fourth set, marking her third straight match of 11-plus kills.
- Posted 10 kills and six digs against Notre Dame, marking her fourth match of the season with 10-plus kills.
- Participated in the OHSVCA Senior All-Star Game.
- Won a USAV National Championship with NKYVC.

SEASON HIGHS

Kills15 at Charlotte (8/25/18)
Hitting percentage.....244 at Charlotte (8/25/18)
Assists1 at Charlotte (8/25/18)
Aces.....3 vs. Presbyterian (8/25/18)
Digs.....1 at Charlotte (8/25/18)
Blocks10 at Charlotte (8/25/18)

CAREER HIGHS

Kills15 at Charlotte (8/25/18)
Hitting percentage.....1.00 Wake Forest (10/20/17)
Assists1 (2x)
Aces.....3 vs. Presbyterian (8/25/18)
Digs.....6 Notre Dame (10/8/17)
Blocks10 at Charlotte (8/25/18)

2018 MATCH-BY-MATCH STATS

| Date | Opponent | sp | k | e | ta | pt | a | ts | pc | sa | se | ts | pr | re | ts | pc | dig | bs | ba | bt | total | bhs | points | hbs | score |
|--------------|-----------------|----|----|----|----|-----|---|----|----|----|----|----|----|----|----|----|-----|----|----|------|-------|-----|--------|-----|-------|
| Aug 24, 2018 | vs USC Upstate | 3 | 5 | 3 | 12 | 151 | 0 | - | - | 0 | 1 | - | - | 0 | - | - | 5 | 0 | 5 | 0 | 5.0 | 0 | - | 205 | 3-0 |
| Aug 25, 2018 | vs Presbyterian | 3 | 7 | 3 | 19 | 211 | 0 | - | - | 3 | 0 | - | - | 0 | - | - | 0 | 1 | 3 | 0 | 4.0 | 0 | - | 205 | 3-0 |
| Aug 25, 2018 | at Charlotte | 5 | 15 | 5 | 41 | 244 | 1 | - | - | 1 | 2 | - | - | 0 | - | - | 11 | 9 | 0 | 10.0 | 0 | - | 191 | 3-2 | |
| | | 11 | 27 | 11 | 72 | 222 | 1 | - | - | 4 | 3 | - | - | 0 | - | - | 17 | 2 | 17 | 0 | 19.0 | 0 | - | | |

Sets played: 11
Kills per set: 2.45
Assists per set: 0.09
Service aces per set: 0.36
Digs per set: 0.09
Blocks per set: 1.73





ABBY MCKINZIE

Junior | 5-9
L/DS | East Leroy, Mich.

High School/Club Team
St. Philip Catholic Central | Dead Frog

Major: Communications

20

2017-18 ACC Academic Honor Roll

AT THE NET

- Turned in one dig a match at the Charlotte Invitational.
- Played in all 29 matches, drawing two starts in 2017.
- Tied a career-high 11 digs and posted an assist versus Idaho State.
- Tallied five digs in the win over Milwaukee.
- Posted exactly nine digs in back-to-back matches against Ole Miss and Arkansas State.
- Recorded her first service ace of the year versus Ole Miss.
- Turned in six digs in Tech's win over Toledo.
- Registered a career-high two aces and six digs against ETSU.
- Had eight digs in match against Florida State.
- Posted two service aces and four digs against Notre Dame.
- Logged six digs against Wake Forest in Tech's first home win.
- Posted six digs against both Georgia Tech and Clemson.

SEASON HIGHS

Kills
Hitting percentage.....
Assists.....
Aces.....
Digs 1 (3x)
Blocks.....

CAREER HIGHS

Kills..... 1 vs. Temple (9/2/16)
Hitting percentage..... 1.00 at Temple (9/2/16)
Assists..... 2 (3x)
Aces..... 2 (2x)
Digs..... 11 (2x)
Blocks.....

2018 MATCH-BY-MATCH STATS

| Date | Opponent | sa | se | ta | pt | a | ts | pc | sa | se | ta | pc | re | ts | pc | dis | bs | ba | be | total | bhe | points | team | h%t | score |
|--------------|-----------------|----|----|----|----|------|----|----|----|----|----|----|----|----|----|-----|----|----|----|-------|-----|--------|------|------|-------|
| Aug 24, 2018 | vs USC Upstate | 3 | 0 | 0 | 0 | .000 | 0 | - | 0 | 0 | - | - | 1 | - | - | 1 | 0 | 0 | 0 | 0 | 0 | 0 | - | .395 | 3-0 |
| Aug 25, 2018 | vs Presbyterian | 1 | 0 | 0 | 0 | .000 | 0 | - | 0 | 0 | - | - | 0 | - | - | 1 | 0 | 0 | 0 | 0 | 0 | 0 | - | .205 | 3-0 |
| Aug 25, 2018 | at Charlotte | 2 | 0 | 0 | 0 | .000 | 0 | - | 0 | 0 | - | - | 0 | - | - | 1 | 0 | 0 | 0 | 0 | 0 | 0 | - | .191 | 3-2 |
| | Total | 6 | 0 | 0 | 0 | .000 | 0 | - | 0 | 0 | - | - | 1 | - | - | 3 | 0 | 0 | 0 | 0 | 0 | 0 | - | | |

Sets played: 6 Digs per set: 0.50



MELODY CALOYANNIDES (Cal-oh-yahn-EE-dis)

Junioe | 6-0
OH | Reston, Va.

High School/Club Team
South Lakes | Dulles

Major: General Engineering

21

AT THE NET

- Will miss season due to injury.
- Played in eight matches in 2018.
- Logged four kills against Georgia Tech, a new career high, as well as a season-high two digs.
- Followed that performance with another four kills against Clemson, while setting a new career high in digs with 11 and blocks with two.
- Scooped up a dig against Radford in the home opener.
- Appeared in eight matches with one start in 2016.
- Had two kills, two blocks and a dig in her first collegiate match against Ohio (9/16).
- Tallied two blocks at Duke (10/9).
- Posted three digs and a block at Pitt (11/23).
- 2014 All-6A North Region honorable mention.
- Three-time all-conference selection at South Lakes HS.

SEASON HIGHS

Kills
Hitting percentage.....
Assists.....
Aces.....
Digs
Blocks.....

CAREER HIGHS

Kills 4 (2x)
Hitting percentage..... 1.00 vs. NC State (10/30/16)
Assists..... 1 (3x)
Aces.....
Digs 11 Clemson (11/5/17)
Blocks..... 2 (3x)

2017 MATCH-BY-MATCH STATS

| Date | Opponent | sa | se | ta | pt | a | ts | pc | sa | se | ta | pc | re | ts | pc | dis | bs | ba | be | total | bhe | points | team | h%t | score |
|--------------|---------------|----|----|----|----|--------|----|----|----|----|----|----|----|----|-------|-----|----|----|----|-------|-----|--------|------|------|-------|
| Sep 15, 2017 | RADFORD | 1 | 0 | 0 | 2 | .000 | 0 | - | 0 | 0 | - | - | 0 | 0 | .000 | 1 | 0 | 0 | 0 | 0 | 0 | 0 | - | .010 | 0-3 |
| Sep 16, 2017 | ETSU | 1 | 0 | 2 | 2 | -1.000 | 0 | - | 0 | 0 | - | - | 0 | 0 | .000 | 0 | 0 | 0 | 0 | 0 | 0 | 0 | - | .036 | 0-3 |
| Nov 03, 2017 | GEORGIA TECH | 1 | 4 | 0 | 11 | .364 | 1 | - | 0 | 0 | - | - | 0 | 6 | 1.000 | 2 | 0 | 0 | 1 | 0 | 0 | 0 | - | .198 | 0-3 |
| Nov 05, 2017 | CLEMSON | 4 | 4 | 4 | 12 | .000 | 1 | - | 0 | 1 | - | - | 0 | 7 | 1.000 | 11 | 0 | 2 | 0 | 2 | 0 | 0 | - | .273 | 3-1 |
| Nov 10, 2017 | at Notre Dame | 2 | 0 | 2 | 2 | -1.000 | 0 | - | 0 | 1 | - | - | 0 | 8 | 1.000 | 3 | 0 | 0 | 0 | 0 | 0 | 0 | - | .059 | 0-3 |
| Nov 12, 2017 | at Louisville | 2 | 0 | 1 | 1 | -1.000 | 1 | - | 0 | 1 | - | - | 1 | 7 | .857 | 3 | 0 | 0 | 0 | 0 | 0 | 0 | - | .183 | 0-3 |
| Nov 17, 2017 | FLORIDA STATE | 2 | 0 | 1 | 1 | -1.000 | 0 | - | 0 | 0 | - | - | 0 | 7 | 1.000 | 0 | 0 | 0 | 0 | 0 | 0 | 0 | - | .196 | 1-3 |
| Nov 19, 2017 | MIAMI | 2 | 0 | 0 | 0 | .000 | 0 | - | 0 | 0 | - | - | 1 | 10 | .909 | 2 | 0 | 0 | 0 | 0 | 0 | 0 | - | .205 | 0-3 |
| | Total | 15 | 8 | 10 | 31 | -.065 | 3 | - | 0 | 3 | - | - | 2 | 45 | .956 | 23 | 0 | 2 | 1 | 2 | 0 | 0 | - | | |

Sets played: 15 Digs per set: 1.47
Kills per set: 0.53 Blocks per set: 0.13
Assists per set: 0.20





KAI YOUNG

Sophomore | 5-11
MB | Charlotte, N.C.

High School/Club Team
Charlotte Christian | Carolina Union

Major: Public Relations

22

AT THE NET

- Recorded six kills and three blocks against USC Upstate (8/24).
- Tallied six kills, three blocks and a dig versus Presbyterian (8/25).
- Played in 17 matches, drawing two starts in 2017.
- Played her best match yet against Charlotte, posting two career highs – 13 kills, eight blocks.
- Tallied two kills and one block in her debut versus Idaho State.
- Posted the first dig of her career in Tech's win over Toledo.
- Set two career highs with seven kills and seven blocks vs. BC.
- Young's seven blocks vs. BC was the most by a Hokie last season.
- All-Conference selection as a senior at Charlotte Christian.
- Also ran track at Charlotte Christian.
- Father, Bryant Young, played football at Notre Dame and was a 14-year NFL veteran with the San Francisco 49ers, earning four Pro Bowls and a XXIX Super Bowl ring. He currently coaches the defensive line for the Atlanta Falcons, entering his second year on the staff under Head Coach Dan Quinn.
- Mother ran track at Notre Dame.

SEASON HIGHS

Kills 13 at Charlotte (8/25/18)
 Hitting percentage..... 308 vs. USC Upstate (8/24/18)
 Assists.....
 Aces.....
 Digs 1 (2x)
 Blocks..... 8 at Charlotte (8/25/18)

CAREER HIGHS

Kills 13 at Charlotte (8/25/18)
 Hitting percentage..... 1.00 (3x)
 Assists.....
 Aces.....
 Digs 1 (3x)
 Blocks..... 8 at Charlotte (8/25/18)

2018 MATCH-BY-MATCH STATS

| Date | Opponent | sa | ka | ea | ta | pa | sa | se | ta | pc | re | di | bs | bl | bt | total | bhe | points | team | | |
|--------------|-----------------|----|----|----|----|-----|----|----|----|----|----|----|----|----|----|-------|-----|--------|------|-----|-----|
| Aug 24, 2018 | vs USC Upstate | 3 | 4 | 0 | 5 | 200 | 16 | - | 0 | 0 | - | 0 | 1 | 0 | 1 | 2 | 1.0 | 0 | - | 265 | 3-0 |
| Aug 25, 2018 | vs Presbyterian | 3 | 1 | 0 | 5 | 200 | 9 | - | 0 | 0 | - | 0 | 1 | 0 | 1 | 1 | 1.0 | 1 | - | 205 | 3-0 |
| Aug 25, 2018 | at Charlotte | 2 | 0 | 0 | 2 | 000 | 11 | - | 0 | 0 | - | 0 | 0 | 0 | 2 | 0 | 2.0 | 0 | - | 191 | 3-2 |

Sets played: 11
Kills per set: 2.18
Digs per set: 0.18
Blocks per set: 1.27



TALYN JACKSON

Freshman | 5-11
S | Gardnerville, Nev.

High School/Club Team
Douglas | Silve State

Major: Unviersity Studies

23

AT THE NET

- Dished out 16 assists and put down four kills in her debut against USC Upstate (8/24).
- Posted nine assists, one kill, dig and block versus Presbyterian (8/25).
- Tallied 11 assists and a two blocks against Charlotte (8/25).
- Enrolled in January, practicing with the team this past spring and playing in its scrimmages.
- Four-year varsity letterwinner coached by Suzi Townsell at Douglas
- Named to the Class of 2018 Senior Aces Top 150
- Tabbed Soph79 by PrepVolleyball.com
- Recognized Frosh59 by PrepVolleyball.com
- USA Volleyball High Performance Indoor Girls' Select National A1 Team member
- NIAA All-State selection
- NIACC All-State 4A Academic Team
- 2017 All-League Player of the Year
- Ranked first in NIAA in hitting percentage in 2017
- Led Douglas in assists and service aces every year
- Three-time All-League honoree
- Racked up four triple-doubles and 20 double-doubles in prep career
- MaxPreps/AVCA High School National Player of the Week for the state of Nevada
- Led Douglas to a Regional Championship in 2014
- Team captain in 2017.

SEASON/CAREER HIGHS

Kills 4 vs. USC Upstate (8/24/18)
 Hitting percentage..... 800 vs. USC Upstate (8/24/18)
 Assists.....
 Aces.....
 Digs 1 (2x)
 Blocks 3 vs. USC Upstate (8/24/18)

2018 MATCH-BY-MATCH STATS

| Date | Opponent | sa | ka | ea | ta | pa | sa | se | ta | pc | re | di | bs | bl | bt | total | bhe | points | team | | |
|--------------|-----------------|----|----|----|----|-----|----|----|----|----|----|----|----|----|----|-------|-----|--------|------|-----|-----|
| Aug 24, 2018 | vs USC Upstate | 3 | 4 | 0 | 5 | 200 | 16 | - | 0 | 0 | - | 0 | 1 | 0 | 1 | 2 | 1.0 | 0 | - | 265 | 3-0 |
| Aug 25, 2018 | vs Presbyterian | 3 | 1 | 0 | 5 | 200 | 9 | - | 0 | 0 | - | 0 | 1 | 0 | 1 | 1 | 1.0 | 1 | - | 205 | 3-0 |
| Aug 25, 2018 | at Charlotte | 2 | 0 | 0 | 2 | 000 | 11 | - | 0 | 0 | - | 0 | 0 | 0 | 2 | 0 | 2.0 | 0 | - | 191 | 3-2 |

Sets played: 8
Kills per set: 0.50
Assists per set: 4.50
Digs per set: 0.25
Blocks per set: 0.38



2018 NCAA STATS

| Statistic | National Rank | Conference Rank | Value | National Leader | Value | Conference Leader | Value |
|-------------------------------------|---------------|-----------------|-------|---|----------------|-------------------|-------|
| Aces Per Set (323 ranked) | 171 | 6 | 1.27 | Notre Dame | 2.78 | Notre Dame | 2.78 |
| Assists Per Set (323 ranked) | 37 | 2 | 13.36 | TCU | 15.23 | Pittsburgh | 14.30 |
| Blocks Per Set (323 ranked) | 16 | 2 | 3.09 | Cleveland St. | 3.90 | Georgia Tech | 3.12 |
| Digs Per Set (323 ranked) | 113 | 4 | 15.45 | Northern Ky. | 24.67 | Notre Dame | 20.00 |
| Hitting Percentage (323 ranked) | 84 | 6 | 0.242 | Louisville | 0.395 | Louisville | 0.395 |
| Kills Per Set (323 ranked) | 45 | 3 | 14.18 | Marquette | 16.20 | Pittsburgh | 14.70 |
| Match W-L Pctg. (251 ranked) | 1 | 1 | 1.000 | 67 teams tied | 1.000 | 6 teams tied | 1.000 |
| Opp Hitting Percentage (323 ranked) | 20 | 4 | 0.102 | Little Rock | 0.015 | Boston College | 0.039 |
| Team Assists (323 ranked) | 103 | 3 | 147 | Saint Peter's | 269 | Georgia Tech | 166 |
| Team Attacks Per Set (323 ranked) | 175 | 7 | 34.18 | Northern Ky. | 47.33 | Notre Dame | 42.33 |
| Team Digs (323 ranked) | 156 | 4 | 170 | Saint Peter's | 444 | Georgia Tech | 240 |
| Team Kills (323 ranked) | 104 | 3 | 156 | Saint Peter's | 286 | Georgia Tech | 175 |
| Team Service Aces (321 ranked) | 171 | 6 | 14 | Houston Baptist Fresno St. N.C. A&T | 35 35 35 | Notre Dame | 25 |
| Team Total Attacks (323 ranked) | 191 | 4 | 376 | Saint Peter's | 976 | Georgia Tech | 468 |
| Team Total Blocks (323 ranked) | 42 | 2 | 34.0 | Charlotte | 56.0 | Georgia Tech | 40.5 |

| Statistic | Player | National Rank | Conference Rank | Value | National Leader | Value | Conference Leader | Value |
|---------------------------------|--|------------------|-----------------|----------------------|---|----------------|---|----------|
| Aces Per Set (150 ranked) | | | | | Sydney Carlson, Western Caro. | 1.30 | Molly Sauer, Louisville | 0.78 |
| Assists Per Set (149 ranked) | | | | | Luisa Sydlik, Hofstra | 13.40 | Haley Templeton, Miami (FL) | 11.10 |
| Attacks Per Set (146 ranked) | | | | | Kylee Zumach, Kansas St. | 14.67 | Charley Niego, Notre Dame | 13.75 |
| Blocks Per Set (248 ranked) | Marisa Cerchio Jaila Tolbert Kai Young | 16 114 114 | 1 9 9 | 1.73 1.27 1.27 | Hannah Greene, Cleveland St. | 2.20 | Marisa Cerchio, Virginia Tech | 1.73 |
| Digs Per Set (150 ranked) | | | | | Jenna Lerg, Michigan | 8.67 | Ryann DeJarld, Notre Dame | 6.22 |
| Hitting Percentage (150 ranked) | | | | | Emma Johnson, Loyola Marymount | 0.703 | Leah Meyer, Duke | 0.552 |
| Kills Per Set (147 ranked) | Kaity Smith | 125 | 9 | 3.73 | Kaiulani Ahuna, UC Riverside | 6.67 | Destiny Cox, North Carolina | 5.00 |
| Kills SG Highs (0 ranked) | | | | | | | | |
| Points (149 ranked) | | | | | Rachel Tam, Evansville | 98.5 | Sarah Billiard, Virginia | 57.0 |
| Points Per Set (149 ranked) | | | | | Kaiulani Ahuna, UC Riverside | 6.96 | Destiny Cox, North Carolina | 5.36 |
| Service Aces (142 ranked) | | | | | Ashlynn Dunbar, San Diego St. Fiapaipai Iosia, Alcorn Abby Marjama, UC Irvine | 14 14 14 | Molly Sauer, Louisville | 7 |
| Total Assists (150 ranked) | | | | | Chelsea Johnson, Idaho St. | 239 | Haley Templeton, Miami (FL) | 111 |
| Total Attacks (147 ranked) | | | | | Alanis Alvarado, Saint Peter's | 313 | Sarah Billiard, Virginia | 147 |
| Total Blocks (163 ranked) | Marisa Cerchio Jaila Tolbert Kai Young | 38 129 129 | 2 7 7 | 19 14 14 | Brooke Pehrson, Idaho St. | 33 | Kodie Comby, Georgia Tech | 20 |
| Total Digs (275 ranked) | Ester Talamazzi | 205 | 6 | 44 | Yumi Garcia, Charlotte | 137 | Kelsey Miller, Virginia Maddie Tippett, Georgia Tech | 59 59 |
| Total Kills (144 ranked) | | | | | Rachel Tam, Evansville | 93 | Sarah Billiard, Virginia | 52 |
| Triple Doubles (1 ranked) | | | | | 5 players tied | 1 | | |



2018 BOX SCORES



Volleyball Box Score
The Automated ScoreBook
USC Upstate vs Virginia Tech (Aug 24, 2018 at Charlotte, N.C.)



| # | USC Upstate | Attack | | | | Ast | Serve | | | Block | | | | Pts | | |
|--------|----------------------|--------|----|----|----|-------|-------|----|----|-------|-----|----|----|-----|----|----|
| | | S | K | E | TA | | Pct | SA | SE | RE | Dig | BS | BA | | BE | BH |
| 5 | HAAKE, Madison | 3 | 2 | 2 | 8 | .000 | 19 | 1 | 0 | 0 | 8 | 0 | 1 | 0 | 0 | - |
| 6 | PHILLIPS, Lauren | 3 | 7 | 6 | 24 | .042 | 1 | 1 | 1 | 0 | 6 | 0 | 0 | 0 | 0 | - |
| 7 | DUNCAN, Payton | 3 | 4 | 5 | 20 | -.050 | 1 | 0 | 0 | 0 | 3 | 0 | 0 | 0 | 0 | - |
| 8 | DEMPSEY, Lily | 2 | 1 | 4 | 8 | -.375 | 0 | 2 | 1 | 0 | 2 | 0 | 1 | 0 | 0 | - |
| 11 | RUSSELL, Emily | 3 | 7 | 4 | 21 | .143 | 0 | 0 | 0 | 0 | 1 | 0 | 0 | 2 | 0 | - |
| 15 | KIRKPATRICK, McKenna | 3 | 4 | 2 | 13 | .154 | 0 | 0 | 0 | 1 | 1 | 0 | 2 | 1 | 0 | - |
| 2 | MARCUM, Mackenzie | 3 | 0 | 0 | 0 | .000 | 3 | 0 | 1 | 1 | 6 | 0 | 0 | 0 | 0 | - |
| 3 | DEAVILLE, Morgan | 1 | 0 | 0 | 0 | .000 | 0 | 0 | 0 | 1 | 0 | 0 | 0 | 0 | 0 | - |
| 12 | LAUER, Mackenzie | 2 | 1 | 2 | 5 | -.200 | 0 | 0 | 0 | 0 | 1 | 0 | 0 | 0 | 0 | - |
| Totals | | 3 | 26 | 25 | 99 | .010 | 24 | 4 | 3 | 3 | 28 | 0 | 4 | 3 | 0 | - |

Team Attack By Set

| Set | K | E | TA | Pct |
|-----|----|----|----|-------|
| 1 | 7 | 10 | 30 | -.100 |
| 2 | 12 | 6 | 33 | .182 |
| 3 | 7 | 9 | 36 | -.056 |

TOTAL TEAM BLOCKS: 2.0

SET SCORES

| 1 | 2 | 3 | Team Records: |
|-------------------|----|----|---------------|
| USC Upstate (0) | 14 | 18 | 15 0-1 |
| Virginia Tech (3) | 25 | 25 | 25 1-0 |

| # | Virginia Tech | Attack | | | | Ast | Serve | | | Block | | | | Pts | | |
|--------|-----------------|--------|----|----|----|------|-------|----|----|-------|-----|----|----|-----|----|----|
| | | S | K | E | TA | | Pct | SA | SE | RE | Dig | BS | BA | | BE | BH |
| 1 | Kaity Smith | 3 | 14 | 1 | 22 | .591 | 0 | 0 | 1 | 0 | 4 | 0 | 2 | 0 | 0 | - |
| 4 | Jaila Tolbert | 3 | 7 | 0 | 11 | .636 | 0 | 0 | 0 | 0 | 3 | 0 | 5 | 0 | 0 | - |
| 9 | Rhegan Mitchell | 3 | 1 | 0 | 3 | .333 | 14 | 0 | 0 | 0 | 9 | 0 | 0 | 0 | 2 | - |
| 14 | Ester Talamazzi | 3 | 7 | 4 | 19 | .158 | 0 | 2 | 1 | 1 | 9 | 0 | 1 | 0 | 0 | - |
| 19 | Marisa Cerchio | 3 | 5 | 3 | 12 | .167 | 0 | 0 | 1 | 0 | 0 | 0 | 5 | 0 | 0 | - |
| 22 | Kai Young | 3 | 6 | 2 | 13 | .308 | 0 | 0 | 0 | 0 | 0 | 0 | 3 | 0 | 0 | - |
| 5 | Carol Raffety | 3 | 0 | 0 | 1 | .000 | 7 | 0 | 1 | 2 | 5 | 0 | 0 | 0 | 0 | - |
| 6 | Angel Robinson | 1 | 0 | 0 | 0 | .000 | 0 | 0 | 0 | 0 | 0 | 0 | 1 | 0 | 0 | - |
| 10 | Kylie Thomas | 3 | 0 | 0 | 0 | .000 | 4 | 1 | 1 | 0 | 8 | 0 | 0 | 0 | 0 | - |
| 20 | Abby McKinzie | 3 | 0 | 0 | 0 | .000 | 0 | 0 | 0 | 1 | 1 | 0 | 0 | 0 | 0 | - |
| 23 | Talyn Jackson | 3 | 4 | 0 | 5 | .800 | 16 | 0 | 0 | 0 | 1 | 0 | 1 | 2 | 0 | - |
| Totals | | 3 | 44 | 10 | 86 | .395 | 41 | 3 | 5 | 4 | 40 | 0 | 18 | 2 | 2 | - |

Team Attack By Set

| Set | K | E | TA | Pct |
|-----|----|---|----|------|
| 1 | 13 | 3 | 25 | .400 |
| 2 | 17 | 3 | 33 | .424 |
| 3 | 14 | 4 | 28 | .357 |

TOTAL TEAM BLOCKS: 9.0

Site: Charlotte, N.C. (Halton Arena)
Date: Aug 24, 2018 Attend: Time: 1:05
Referees: Doug Fagan, Suzanne Dodd
Line judges: Quentin McDaniel, Wayne Burgamy



Volleyball Box Score
The Automated ScoreBook
Presbyterian vs Virginia Tech (Aug 25, 2018 at Charlotte, N.C.)



| # | Presbyterian | Attack | | | | Ast | Serve | | | Block | | | | Pts | | |
|--------|-------------------|--------|----|----|-----|-------|-------|----|----|-------|-----|----|----|-----|----|----|
| | | S | K | E | TA | | Pct | SA | SE | RE | Dig | BS | BA | | BE | BH |
| 3 | COOKE, Erin | 3 | 6 | 4 | 17 | .118 | 13 | 0 | 0 | 0 | 8 | 0 | 1 | 0 | 1 | - |
| 9 | WILLIAMS, Trinity | 3 | 9 | 5 | 23 | .174 | 1 | 0 | 2 | 2 | 6 | 0 | 1 | 0 | 0 | - |
| 10 | EULTZ, Erin | 3 | 1 | 4 | 16 | -.188 | 0 | 0 | 0 | 3 | 9 | 0 | 2 | 0 | 0 | - |
| 14 | WRIGHT, Allie | 3 | 4 | 2 | 14 | .143 | 0 | 1 | 0 | 0 | 1 | 1 | 1 | 0 | 0 | - |
| 15 | DE JONG, Sydney | 3 | 4 | 1 | 12 | .250 | 0 | 0 | 0 | 0 | 0 | 0 | 4 | 0 | 0 | - |
| 21 | JONES, Sierra | 3 | 0 | 0 | 1 | .000 | 10 | 0 | 0 | 0 | 0 | 1 | 0 | 0 | 0 | - |
| 1 | GOSNELL, Daley | 3 | 0 | 0 | 2 | .000 | 2 | 0 | 0 | 1 | 14 | 0 | 0 | 0 | 0 | - |
| 8 | TALBERT, Lauren | 1 | 0 | 1 | 2 | -.500 | 0 | 0 | 1 | 1 | 0 | 0 | 0 | 0 | 0 | - |
| 23 | FARMER, Taylor | 1 | 0 | 0 | 0 | .000 | 0 | 0 | 0 | 0 | 3 | 0 | 0 | 0 | 0 | - |
| 25 | DAVIS, Sierra | 3 | 4 | 2 | 14 | .143 | 0 | 0 | 0 | 0 | 0 | 0 | 1 | 0 | 0 | - |
| Totals | | 3 | 28 | 19 | 101 | .089 | 26 | 1 | 3 | 7 | 42 | 1 | 10 | 0 | 2 | - |

Team Attack By Set

| Set | K | E | TA | Pct |
|-----|----|---|----|------|
| 1 | 13 | 8 | 41 | .122 |
| 2 | 6 | 4 | 23 | .087 |
| 3 | 9 | 7 | 37 | .054 |

TOTAL TEAM BLOCKS: 6.0

SET SCORES

| 1 | 2 | 3 | Team Records: |
|-------------------|----|----|---------------|
| Presbyterian (0) | 22 | 11 | 21 0-3 |
| Virginia Tech (3) | 25 | 25 | 25 2-0 |

| # | Virginia Tech | Attack | | | | Ast | Serve | | | Block | | | | Pts | | |
|--------|-----------------|--------|----|----|-----|-------|-------|----|----|-------|-----|----|----|-----|----|----|
| | | S | K | E | TA | | Pct | SA | SE | RE | Dig | BS | BA | | BE | BH |
| 1 | Kaity Smith | 3 | 13 | 1 | 25 | .480 | 0 | 1 | 2 | 0 | 15 | 0 | 0 | 0 | 0 | - |
| 4 | Jaila Tolbert | 3 | 8 | 6 | 18 | .111 | 0 | 0 | 0 | 0 | 1 | 0 | 3 | 0 | 0 | - |
| 9 | Rhegan Mitchell | 3 | 0 | 0 | 0 | .000 | 23 | 0 | 0 | 0 | 6 | 0 | 0 | 0 | 1 | - |
| 14 | Ester Talamazzi | 3 | 8 | 4 | 27 | .148 | 0 | 0 | 0 | 0 | 13 | 0 | 2 | 0 | 0 | - |
| 19 | Marisa Cerchio | 3 | 7 | 3 | 19 | .211 | 0 | 3 | 0 | 0 | 0 | 1 | 3 | 0 | 0 | - |
| 22 | Kai Young | 3 | 5 | 5 | 14 | .000 | 0 | 0 | 0 | 0 | 1 | 0 | 3 | 0 | 0 | - |
| 5 | Carol Raffety | 3 | 0 | 0 | 0 | .000 | 5 | 2 | 1 | 0 | 5 | 0 | 0 | 0 | 0 | - |
| 6 | Angel Robinson | 1 | 1 | 0 | 2 | .500 | 0 | 0 | 0 | 0 | 0 | 0 | 0 | 0 | 0 | - |
| 7 | Tessa Wyner | 1 | 0 | 1 | 2 | -.500 | 0 | 0 | 1 | 0 | 0 | 0 | 0 | 0 | 0 | - |
| 10 | Kylie Thomas | 3 | 0 | 0 | 0 | .000 | 1 | 1 | 0 | 0 | 6 | 0 | 0 | 0 | 0 | - |
| 20 | Abby McKinzie | 1 | 0 | 0 | 0 | .000 | 0 | 0 | 0 | 0 | 1 | 0 | 0 | 0 | 0 | - |
| 23 | Talyn Jackson | 3 | 1 | 0 | 5 | .200 | 9 | 0 | 0 | 0 | 1 | 0 | 1 | 1 | 1 | - |
| Totals | | 3 | 43 | 20 | 112 | .205 | 39 | 7 | 3 | 1 | 49 | 1 | 12 | 1 | 2 | - |

Team Attack By Set

| Set | K | E | TA | Pct |
|-----|----|----|----|------|
| 1 | 12 | 8 | 41 | .098 |
| 2 | 15 | 2 | 28 | .464 |
| 3 | 16 | 10 | 43 | .140 |

TOTAL TEAM BLOCKS: 7.0

Site: Charlotte, N.C. (Halton Arena)
Date: Aug 25, 2018 Attend: Time: 1:13
Referees: Suzanne Dodd, Debbie McLamb
Line judges: Douglas Reed, Regina Battle



Volleyball Box Score
The Automated ScoreBook
Virginia Tech vs Charlotte (Aug 25, 2018 at Charlotte, N.C.)



| # | Virginia Tech | Attack | | | | Ast | Serve | | | Block | | | | Pts | | |
|--------|-----------------|--------|----|----|-----|------|-------|----|----|-------|-----|----|----|-----|----|----|
| | | S | K | E | TA | | Pct | SA | SE | RE | Dig | BS | BA | | BE | BH |
| 1 | Kaity Smith | 5 | 14 | 13 | 38 | .026 | 2 | 1 | 2 | 0 | 14 | 0 | 1 | 0 | 0 | - |
| 4 | Jaila Tolbert | 5 | 14 | 5 | 30 | .300 | 0 | 0 | 0 | 0 | 4 | 0 | 6 | 0 | 0 | - |
| 9 | Rhegan Mitchell | 5 | 4 | 0 | 8 | .500 | 48 | 0 | 1 | 0 | 9 | 0 | 5 | 0 | 0 | - |
| 14 | Ester Talamazzi | 5 | 9 | 7 | 32 | .062 | 0 | 0 | 0 | 2 | 22 | 0 | 3 | 2 | 0 | - |
| 19 | Marisa Cerchio | 5 | 15 | 5 | 41 | .244 | 1 | 1 | 2 | 0 | 1 | 1 | 9 | 0 | 0 | - |
| 22 | Kai Young | 5 | 13 | 5 | 27 | .296 | 0 | 0 | 0 | 1 | 0 | 8 | 2 | 0 | 0 | - |
| 5 | Carol Raffety | 5 | 0 | 0 | 0 | .000 | 4 | 1 | 1 | 3 | 20 | 0 | 0 | 0 | 0 | - |
| 10 | Kylie Thomas | 5 | 0 | 0 | 0 | .000 | 1 | 0 | 0 | 1 | 9 | 0 | 0 | 0 | 0 | - |
| 20 | Abby McKinzie | 2 | 0 | 0 | 0 | .000 | 0 | 0 | 0 | 0 | 1 | 0 | 0 | 0 | 0 | - |
| 23 | Talyn Jackson | 2 | 0 | 0 | 2 | .000 | 11 | 0 | 0 | 0 | 0 | 2 | 0 | 0 | 0 | - |
| Team | | | | | | | | | | 1 | | | | | | - |
| Totals | | 5 | 69 | 35 | 178 | .191 | 67 | 4 | 6 | 7 | 81 | 1 | 34 | 4 | 0 | - |

Team Attack By Set

| Set | K | E | TA | Pct |
|-----|----|----|----|------|
| 1 | 13 | 7 | 30 | .200 |
| 2 | 16 | 10 | 45 | .133 |
| 3 | 16 | 7 | 43 | .209 |
| 4 | 15 | 8 | 40 | .175 |
| 5 | 9 | 3 | 20 | .300 |

TOTAL TEAM BLOCKS: 18.0

SET SCORES

| 1 | 2 | 3 | 4 | 5 | Team Records: |
|-------------------|----|----|----|----|---------------|
| Virginia Tech (3) | 15 | 24 | 25 | 25 | 15 3-0 |
| Charlotte (2) | 25 | 26 | 19 | 19 | 9 2-2 |

| # | Charlotte | Attack | | | | Ast | Serve | | | Block | | | | Pts | | |
|--------|--------------------|--------|----|----|-----|--------|-------|----|----|-------|-----|----|----|-----|----|----|
| | | S | K | E | TA | | Pct | SA | SE | RE | Dig | BS | BA | | BE | BH |
| 1 | RICHARDSON, Reeana | 5 | 17 | 6 | 41 | .268 | 0 | 1 | 0 | 1 | 7 | 0 | 1 | 1 | 0 | - |
| 2 | CURTISS, Jannelle | 5 | 5 | 1 | 21 | .190 | 0 | 0 | 0 | 0 | 2 | 0 | 7 | 1 | 0 | - |
| 7 | ROWAN, Sydney | 5 | 13 | 10 | 53 | .057 | 0 | 1 | 0 | 1 | 11 | 0 | 0 | 0 | 0 | - |
| 11 | STEELE, Nya | 5 | 0 | 0 | 2 | .000 | 27 | 1 | 0 | 0 | 10 | 0 | 0 | 0 | 0 | - |
| 15 | GALLOWAY, Tyra | 5 | 4 | 0 | 10 | .400 | 0 | 0 | 3 | 0 | 0 | 4 | 6 | 3 | 0 | - |
| 18 | STONER, Jocelyn | 5 | 6 | 1 | 16 | .312 | 0 | 0 | 0 | 0 | 0 | 1 | 5 | 1 | 0 | - |
| 4 | PERRENES, Sofie | 5 | 0 | 0 | 0 | .000 | 18 | 2 | 2 | 0 | 5 | 0 | 0 | 0 | 0 | - |
| 6 | BERG, Taylor | 3 | 0 | 0 | 0 | .000 | 0 | 0 | 0 | 0 | 2 | 0 | 0 | 0 | 0 | - |
| 13 | GARCIA, Yumi | 5 | 0 | 2 | 2 | -1.000 | 2 | 1 | 1 | 1 | 23 | 0 | 0 | 0 | 0 | - |
| 16 | SHAW, Molly | 5 | 4 | 2 | 19 | .105 | 0 | 0 | 0 | 0 | 2 | 0 | 3 | 1 | 0 | - |
| 17 | HEHR, Kennedy | 2 | 0 | 0 | 0 | .000 | 0 | 1 | 1 | 0 | 1 | 0 | 0 | 0 | 0 | - |
| Team | | | | | | | | | | 1 | | | | | | - |
| Totals | | 5 | 49 | 22 | 164 | .165 | 47 | 7 | 8 | 4 | 63 | 5 | 22 | 7 | 0 | - |

Team Attack By Set

| Set | K | E | TA | Pct |
|-----|----|---|----|-------|
| 1 | 13 | 1 | 23 | .522 |
| 2 | 13 | 4 | 45 | .200 |
| 3 | 10 | 7 | 34 | .088 |
| 4 | 9 | 5 | 37 | .108 |
| 5 | 4 | 5 | 25 | -.040 |

2018 OVERALL SEASON STATS



The Automated ScoreBook
Virginia Tech Combined Team Statistics (as of Aug 25, 2018)
All matches



| RECORD: | OVERALL | HOME | AWAY | NEUTRAL |
|----------------|----------------|-------------|-------------|----------------|
| ALL GAMES | 3-0 | 0-0 | 1-0 | 2-0 |
| CONFERENCE | 0-0 | 0-0 | 0-0 | 0-0 |
| NON-CONFERENCE | 3-0 | 0-0 | 1-0 | 2-0 |

| # | Player | sp | Attack | | | | Set | | Serve | | | Dig | | | Blocking | | | | | points | | |
|----|-----------------|----|--------|-------|----|-----|-------|-----|-------|----|----|------|----|-----|----------|----|----|-------|-------|--------|----|-----|
| | | | k | k/s | e | ta | pct | a | a/s | sa | se | sa/s | re | dig | dig/s | bs | ba | total | blk/s | | be | bhe |
| 6 | Angel Robinson | 2 | 1 | 0.50 | 0 | 2 | .500 | 0 | 0.00 | 0 | 0 | 0.00 | 0 | 0 | 0.00 | 0 | 1 | 1 | 0.50 | 0 | 0 | - |
| 9 | Rhegan Mitchell | 11 | 5 | 0.45 | 0 | 11 | .455 | 85 | 7.73 | 0 | 1 | 0.00 | 0 | 24 | 2.18 | 0 | 5 | 5 | 0.45 | 0 | 3 | - |
| 23 | Talyn Jackson | 8 | 5 | 0.62 | 0 | 12 | .417 | 36 | 4.50 | 0 | 0 | 0.00 | 0 | 2 | 0.25 | 0 | 4 | 4 | 0.50 | 3 | 1 | - |
| 1 | Kaity Smith | 11 | 41 | 3.73 | 15 | 85 | .306 | 2 | 0.18 | 2 | 5 | 0.18 | 0 | 33 | 3.00 | 0 | 3 | 3 | 0.27 | 0 | 0 | - |
| 4 | Jaila Tolbert | 11 | 29 | 2.64 | 11 | 59 | .305 | 0 | 0.00 | 0 | 0 | 0.00 | 0 | 8 | 0.73 | 0 | 14 | 14 | 1.27 | 0 | 0 | - |
| 22 | Kai Young | 11 | 24 | 2.18 | 12 | 54 | .222 | 0 | 0.00 | 0 | 0 | 0.00 | 0 | 2 | 0.18 | 0 | 14 | 14 | 1.27 | 2 | 0 | - |
| 19 | Marisa Cerchio | 11 | 27 | 2.45 | 11 | 72 | .222 | 1 | 0.09 | 4 | 3 | 0.36 | 0 | 1 | 0.09 | 2 | 17 | 19 | 1.73 | 0 | 0 | - |
| 14 | Ester Talamazzi | 11 | 24 | 2.18 | 15 | 78 | .115 | 0 | 0.00 | 2 | 1 | 0.18 | 3 | 44 | 4.00 | 0 | 6 | 6 | 0.55 | 2 | 0 | - |
| 20 | Abby McKinzie | 6 | 0 | 0.00 | 0 | 0 | .000 | 0 | 0.00 | 0 | 0 | 0.00 | 1 | 3 | 0.50 | 0 | 0 | 0 | 0.00 | 0 | 0 | - |
| 10 | Kylie Thomas | 11 | 0 | 0.00 | 0 | 0 | .000 | 6 | 0.55 | 3 | 1 | 0.27 | 1 | 23 | 2.09 | 0 | 0 | 0 | 0.00 | 0 | 0 | - |
| 5 | Carol Raffety | 11 | 0 | 0.00 | 0 | 1 | .000 | 16 | 1.45 | 3 | 3 | 0.27 | 5 | 30 | 2.73 | 0 | 0 | 0 | 0.00 | 0 | 0 | - |
| 7 | Tessa Wyner | 1 | 0 | 0.00 | 1 | 2 | -.500 | 1 | 1.00 | 0 | 0 | 0.00 | 1 | 0 | 0.00 | 0 | 0 | 0 | 0.00 | 0 | 0 | - |
| | TEAM | - | - | - | - | - | - | - | - | - | - | - | 1 | - | - | - | - | - | - | - | - | - |
| | VIRGINIA TECH | 11 | 156 | 14.18 | 65 | 376 | .242 | 147 | 13.36 | 14 | 14 | 1.27 | 12 | 170 | 15.45 | 2 | 64 | 34.0 | 3.09 | 7 | 4 | - |
| | Opponents | 11 | 103 | 9.36 | 66 | 364 | .102 | 97 | 8.82 | 12 | 14 | 1.09 | 14 | 133 | 12.09 | 6 | 36 | 24.0 | 2.18 | 10 | 2 | - |

| Team Statistics | VT | OPP |
|-------------------------|-----------|------------|
| ATTACK | | |
| Kills | 156 | 103 |
| Errors | 65 | 66 |
| Total Attacks | 376 | 364 |
| Attack Pct | .242 | .102 |
| Kills/Set | 14.2 | 9.4 |
| SET | | |
| Assists | 147 | 97 |
| Assists/Set | 13.4 | 8.8 |
| SERVE | | |
| Aces | 14 | 12 |
| Errors | 14 | 14 |
| Aces/Set | 1.3 | 1.1 |
| SERVE RECEPTIONS | | |
| Errors | 12 | 14 |
| Errors/Set | 1.1 | 1.3 |
| DEFENSE | | |
| Digs | 170 | 133 |
| Digs/Set | 15.5 | 12.1 |
| BLOCKING | | |
| Block Solo | 2 | 6 |
| Block Assist | 64 | 36 |
| Total Blocks | 34.0 | 24.0 |
| Blocks/Set | 3.1 | 2.2 |
| Block Errors | 7 | 10 |
| Ball handling errors | 4 | 2 |
| ATTENDANCE | | |
| Total | 0 | 1411 |
| Dates/Avg Per Date | 0/0 | 1/1411 |
| Neutral site #/Avg | 2/0 | |
| Current win streak | 3 | - |
| Home win streak | 0 | - |

| Date | Opponent | Score | Score by set | Att. |
|-------------|-----------------|--------------|------------------------------|-------------|
| Aug 24 | vs USC Upstate | w 3-0 | 25-14,25-18,25-15 | 0 |
| Aug 25 | vs Presbyterian | w 3-0 | 25-22,25-11,25-21 | 0 |
| Aug 25 | at Charlotte | w 3-2 | 15-25,24-26,25-19,25-19,15-9 | 1411 |

Record in 3-set matches: 2-0
Record in 4-set matches: 0-0
Record in 5-set matches: 1-0





1
Kaity SMITH
OH | 6-1 | So.
Florence, Ky.




4
Jailla TOLBERT
RS | 6-1 | Sr.
Minneapolis, Minn.
(JAY-lah)



5
Carol RAFFETY
L/DS | 5-11 | Jr.
Novato, Calif.



6
Angel ROBINSON
MB | 6-0 | Fr.
Norman, Okla.



7
Tessa WYNER
OH | 5-11 | Jr.
Charleston, W.Va.



9
Rhegan MITCHELL
S | 5-8 | r-Sr.
Peachtree City, Ga.
(like Ronald Reagan)



10
Kylie THOMAS
L/DS | 5-7 | So.
Sterling, Va



11
Sarah Jane Lynch
S | 6-2 | Fr.
Roswell, Ga.



13
Peyton YELICH
MB | 6-3 | Fr.
Crown Point, Ind.
(Yell-itch)



14
Ester TALAMAZZI
OH | 6-0 | So.
Campo Ligure, Genoa, Italy
(Tal-uh-MAHT-zee)



16
Jennifer WILLIAMS
OH | 6-1 | Fr.
Staunton, Va.




19
Marisa CERCHIO
MB/OH | 6-3 | So.
Cincinnati, Ohio
(SIR-ko)



20
Abby MCKINZIE
L/DS | 5-9 | Jr.
East Leroy, Mich.



21
Melody CALOYANNIDES
OH | 6-0 | Jr.
Reston, Va.
(cal-oh-yahn-EE-dis)



22
Kai YOUNG
MB | 5-11 | So.
Charlotte, N.C.



23
Talyn JACKSON
S | 5-11 | Fr.
Gardnerville, Nev.
(TAL-Lynn)



Jill WILSON
Head Coach
LSU, 2001



John WASIELEWSKI
Associate Head Coach
Penn State, 1990
(Was-uh-LEW-ski)




Thomas AMBERG
Assistant Coach
UCLA, 2012



Leah JOSEPH
Director of Operations
Georgia Southern, 2016



Kayla SCHANBACK
Volunteer Assistant Coach
Campbell, 2018



Kayla RESCO
Head Manager

