



HOKIES®

2018 Virginia Tech Volleyball Match Notes

#FuelTheFire

Aug. 24-25, 2018 | Matches 1, 2 & 3 | Charlotte, N.C.
Charlotte Invitational | Halton Arena

VIRGINIA TECH INFORMATION

Virginia Tech Hokies



2017 Record.....10-21, 4-16 ACC
Starters R/L.....4+Liber0/2
Head Coach.....Jill Wilson
Record (Years).....10-21 (2nd)

USC Upstate Spartans



2017 Record.....8-21, 4-10 Big South
Starters R/L.....4/2+Liber0
Head Coach.....Jennifer Calloway
Record (Years).....347-351 (23rd)

Presbyterian Blue Hose



2017 Record.....8-23, 4-12 Big South
Starters R/L.....4+Liber0/2
Head Coach.....Korrinn Burgess
Record (Years).....38-111 (6th)

Charlotte 49ers



2017 Record.....19-12, 6-8 C-USA
Starters R/L.....4+Liber0/2
Head Coach.....Karen Weatherington
Record (Years).....34-54 (5th)

PROJECTED STARTERS

#	Name	K	Pct.	A	D	B
1	Kaity Smith (OH)	309	.182	9	190	30
4	Jaila Tolbert (RS)	318	.331	11	75	66
9	Rhegan Mitchell (S)	66	.207	1,122	243	34
14	Ester Talamazzi (OH)	290	.137	24	229	24
19	Marisa Cerchio (MB)	114	.147	1	15	25
22	Kai Young (MB)	20	.121	0	1	22
5	Carol Raffety (L)	3	.000	102	440	0
or						
10	Kylie Thomas (L)	0	.000	6	78	0

SERIES HISTORY, INFO

USC Upstate Series.....Tech leads 1-0
USC Upstate First Meeting.....Tech won 3-1 in 1983
Presbyterian Series.....First meeting
Charlotte Series.....Tech leads 12-8
Charlotte First Meeting.....Charlotte won 2-0 in 1980
Charlotte Last Meeting.....Charlotte won 3-2 in 2003

AT THE NET

- Virginia Tech's volleyball team enters the season with 10 returning letterwinners, including four starters and its libero back.
- Tech has 16 student-athletes on the roster and of the 16, 11 are underclassmen. One of the youngest groups in the ACC, 69 percent of Tech's team is freshmen and sophomores.
- Though the Hokies will be youthful in 2018, they do bring back All-ACC selection Jaila Tolbert at the right-side hitter position.
- Tolbert is coming off her best season yet and had quite the summer, too, as the senior competed on the U.S. Collegiate National Team.
- Fellow redshirt senior Rhegan Mitchell will be back at the setter position. She had a successful '17 campaign, racking up more than 1,000 assists – first time by a Hokie since 2013.
- Both starting outside hitters return for Tech in sophomores Kaity Smith and Ester Talamazzi. The pair each earned ACC Freshman of the Week last year.
- Mitchell (8), Smith (5) and Talamazzi (7) combined for 20 double-doubles last fall.

LAST TIME OUT

- Behind sophomore Kaity Smith's double-double, Virginia Tech's volleyball team defeated Radford 3-2 last Thursday inside Cassell Coliseum in an exhibition match.
- Smith led the charge for the Hokies, registering 19 kills on a .382 hitting percentage and 10 digs, while Rhegan Mitchell dished out 33 assists and Jaila Tolbert put down 14 kills.
- Sophomore Kylie Thomas set the tone on defense, racking up 19 digs. Her career high last season was 13 against Arkansas State on Sept. 1.
- As a team, Tech posted eight blocks and held Radford to a .179 hitting percentage. The Hokies also had six aces.
- Tech turned in its best hitting percentage when it mattered the most, recording a .357 mark in the fifth set to win it, 15-8.

WHO TO WATCH



- Jaila Tolbert owned the highest hitting percentage in the ACC last year for a non-middle blocker, tallying a clip of .331.

2018 Schedule

AUGUST

16	(1) VS. RADFORD	W, 3-2
24	(2) VS. USC UPSTATE	NOON
25	(2) VS. PRESBYTERIAN	NOON
25	(2) AT CHARLOTTE (C-USA TV)	6 P.M.
31	(3) WILLIAM & MARY (ACC NETWORK EXTRA)	NOON
31	(3) CAMPBELL (ACC NETWORK EXTRA)	7 P.M.

SEPTEMBER

1	(3) ROBERT MORRIS (ACC NETWORK EXTRA)	4 P.M.
7	(4) VS. IUPUI	12:30 P.M.
7	(4) AT OHIO	7:30 P.M.
8	(4) VS. SAMFORD	11 A.M.
11	VCU (ACC NETWORK EXTRA)	6 P.M.
15	(5) VS. NO. 16 BAYLOR	1 P.M.
16	(5) AT UTSA	1 P.M.
21	NO. 20 PITT* (ACC NETWORK EXTRA)	6 P.M.
23	VIRGINIA* (ACC NETWORK EXTRA)	1 P.M.
28	NORTH CAROLINA* (ACC NETWORK EXTRA)	6 P.M.
30	NC STATE* (ACC NETWORK EXTRA)	1 P.M.

OCTOBER

5	AT GEORGIA TECH*	7 P.M.
7	AT CLEMSON*	1 P.M.
12	AT RV LOUISVILLE*	7 P.M.
14	AT NOTRE DAME*	NOON
19	WAKE FOREST* (ACC NETWORK EXTRA)	6 P.M.
21	DUKE* (ACC NETWORK EXTRA)	1 P.M.
26	AT RV MIAMI (FLA.)*	7 P.M.
28	AT RV FLORIDA STATE* (ACC NETWORK EXTRA)	1 P.M.

NOVEMBER

2	SYRACUSE* (ACC NETWORK EXTRA)	6 P.M.
4	BOSTON COLLEGE* (ACC NETWORK EXTRA)	1 P.M.
9	AT VIRGINIA*	7 P.M.
16	AT BOSTON COLLEGE*	7:30 P.M.
18	AT SYRACUSE*	1 P.M.
21	CLEMSON* (ACC NETWORK EXTRA)	3 P.M.

* ACC GAME | ALL TIMES ET AND ARE SUBJECT TO CHANGE

- 1-EXHIBITION
- 2-CHARLOTTE INVITATIONAL
- 3-HOKIE INVITATIONAL
- 4-BOBCAT TOURNAMENT
- 5-UTSA TOURNAMENT

VIRGINIA TECH CONTACT

Lance Dozier
Assistant Director, Strategic Communications
Phone: (507) 993-1898
Email: lance17@vt.edu

Social



@HokiesVB



@HokiesVB



/HokieSports



@VT_VBall



AVCA Top 25 Preseason Poll

Aug. 8 | *Opponents in italics*

Team (1st place)	Points	Record	Last
1 Stanford (43)	1575	30-4	4
2 Nebraska (20)	1525	32-4	1
3 Texas	1389	27-3	5
4 Minnesota	1342	28-6	10
5 Kentucky	1260	29-4	6
6 Penn State	1227	33-2	3
7 Florida (1)	1208	30-2	2
8 BYU	1183	30-3	7
9 Wisconsin	1146	22-10	12
10 USC	1019	25-10	7
11 UCLA	850	21-11	14
12 Illinois	782	23-11	17
13 Creighton	651	26-7	16
14 San Diego	632	25-5	13
15 Colorado	609	24-10	19
16 Baylor	597	24-7	21
17 Washington	503	25-8	15
18 Oregon	443	18-12	RV
19 Utah	424	24-10	13
20 Pitt	352	26-7	RV
21 Iowa State	284	22-7	25
22 Michigan State	250	24-9	8
23 Purdue	225	23-10	18
24 Cal Poly	209	27-3	22
25 Colorado State	174	29-4	24

Receiving Votes: Marquette 163; Michigan 153; Missouri 148; Wichita State 103; *Louisville* 88; Kansas 66; WKU 58; Washington State 47; Hawai'i 27; *Florida State* 17; LSU 13; *Miami (Fla.)* 8; Oregon State 6; Missouri State 4

NCAA RPI

Dec. 18 | *Opponents in italics*

Team	Conference	Record
1 Florida	SEC	30-2
2 Penn State	B1G	33-2
3 Nebraska	B1G	32-4
4 Kentucky	SEC	29-4
5 Stanford	Pac-12	30-4
6 Texas	Big 12	27-3
7 Minnesota	B1G	28-6
8 Washington	Pac-12	25-8
9 USC	Pac-12	25-10
10 Utah	Pac-12	24-10
11 UCLA	Pac-12	21-11
12 Michigan State	B1G	24-9
13 Wisconsin	B1G	22-10
14 Creighton	BIG EAST	26-7
15 BYU	WCC	30-3
16 Iowa State	Big 12	22-7
17 Baylor	Big 12	24-7
18 Colorado	Pac-12	24-10
19 Wichita State	American	29-4
20 Kansas	Big 12	22-8
21 San Diego	WCC	25-5
22 Cal Poly	Big West	27-3
23 Oregon	Pac-12	18-12
24 Illinois	B1G	23-11
25 Purdue	B1G	23-10
26 Louisville	ACC	24-7
27 Missouri	SEC	22-12
28 Pitt	ACC	26-7
29 WKU	C-USA	31-4
30 Colorado State	MWC	29-4

QUICK FACTS

University NameVirginia Tech
 LocationBlacksburg, Va.
 Founded1872
 Enrollment41,440
 President..... Dr. Timothy Sands
 Director of Athletics..... Whit Babcock
 NicknameHokies
 MascotHokie Bird
 Colors..... Chicago Maroon and Burnt Orange
 Affiliation..... NCAA Division I
 Conference.....Atlantic Coast

2017 INFORMATION, 2018 PREVIEW

Overall Record 10-21
 ACC Record4-16 (12th)
 Starters Returning/Lost..... 4 + Libero/2
 Letterwinners Returning/Lost..... 10/8
 Newcomers.....6
 Home Court..... Cassell Coliseum
 Capacity 9,275

2018 Key Information

RETURNING STARTERS (4 + Libero)

Rhegan Mitchell	S	Racked up 1,122 assists (9.93 a/s), 243 digs, 66 kills
Carol Raffety	L/DS	Team-high 440 digs, 32 SA, 102 assists
Kaity Smith	OH	Posted 309 kills, 190 digs, ACC All-Freshmen Team
Ester Talamazzi	OH	Turned in 290 kills, 229 digs, 27 aces, 24 blocks
Jaila Tolbert	RS	Tallied a team-high 318 kills (.318 clip), 2nd team All-ACC

OTHERS RETURNING (5)

Melody Caloyannides	OH	Posted 15 kills, 22 digs in 15 sets
Marisa Cerchio	MB/OH	Registered 114 kills, 25 blocks, 15 digs in 76 sets
Abby McKinzie	L/DS	Recorded 103 digs, six aces in 89 sets
Kylie Thomas	L/DS	Tallied 78 digs, eight aces in 53 sets
Kai Young	MB	Collected 20 kills, 22 blocks in 34 sets

NEWCOMERS (6)

Talyn Jackson	S	Senior Aces Top 150, NIAA all-state, three-time All-League
Sara Jane Lynch	S	Senior Aces Top 150, GHSA all-state, AAU All-American
Angel Robinson	MB	Led North Norman HS to state finals twice, OSSAA all-state
Jennifer Williams	OH	Led Robert E. Lee HS to state final, VHSL all-state
Tessa Wyner	OH	Three-time West Virginia Gatorade Player of the Year
Peyton Yelich	MB	IHSAA all-state, led Crown Point HS to state final

STARTERS LOST (2)

Cara Cunningham	MB	Team-high 81 blocks, 132 kills, hit .246
Stacey Christy	MB	Hit .291 with 160 kills, 70 blocks

No.	Name	Pos.	Ht.	Cl.	Hometown	High School (Previous School)
1	Kaity Smith	OH	6'1"	So.	Florence, Ky.	Randall Cooper
4	Jaila Tolbert	RS	6'1"	Sr.	Minneapolis, Minn.	Breck School
5	Carol Raffety	L/DS	5'11"	Jr.	Novato, Calif.	Marin Catholic
6	Angel Robinson	MB	6'0"	Fr.	Norman, Okla.	Norman North
7	Tessa Wyner	OH	5'11"	Fr.	Charleston, W.Va.	George Washington
9	Rhegan Mitchell	S	5'8"	r-Sr.	Peachtree City, Ga.	McIntosh
10	Kylie Thomas	L/DS	5'7"	So.	Sterling, Va.	Potomac Falls
11	Sara Jane Lynch	S	6'2"	Fr.	Roswell, Ga.	Mount Pisgah Christian
13	Peyton Yelich	MB	6'3"	Fr.	Crown Point, Ind.	Crown Point
14	Ester Talamazzi	OH	6'0"	So.	Campo Ligure, Genoa, Italy	Liceo Scientifico A. Antonelli
16	Jennifer Williams	OH	6'1"	Fr.	Staunton, Va.	Robert E. Lee
19	Marisa Cerchio	MB/OH	6'3"	So.	Cincinnati, Ohio	Turpin
20	Abby McKinzie	L/DS	5'9"	Jr.	East Leroy, Mich.	St. Philip Catholic Central
21	Melody Caloyannides	OH	6'0"	Jr.	Reston, Va.	South Lakes
22	Kai Young	MB	5'11"	So.	Charlotte, N.C.	Charlotte Christian
23	Talyn Jackson	S	5'11"	Fr.	Gardnerville, Nev.	Douglas

Head Coach: Jill Wilson (LSU, 2001), 2nd Season
Associate Head Coach: John Wasielewski (Penn State, 1990), 2nd season
Assistant Coach: Thomas Amberg (UCLA, 2012), 2nd season
Volunteer Assistant Coach: Kayla Schanbach (Campbell, 2018), 1st season
Director of Operations: Leah Joseph (Georgia Southern, 2016), 2nd season
Head Manager: Kayla Resco, 2nd season

Pronunciations

Melody Caloyannides: cal-oh-yahn-EE-dis	Marisa Cerchio: SIR-ko	Jaila Tolbert: JAY-lah
Ester Talamazzi: Tal-uh-MAHT-zee	Talyn Jackson: TAL-lynn	Peyton Yelich: Yell-it-itch
John Wasielewski: Was-uh-LEW-ski	Rhegan Mitchell: like (Ronald) Reagan	





2017 Final ACC Standings

Team	Overall	ACC
1 RV Pitt	26-7 .788	18-2
RV Louisville	24-7 .774	18-2
3 Miami	22-6 .786	15-5
NC State	21-12 .636	15-5
5 Notre Dame	22-10 .688	12-8
Florida State	18-11 .621	12-8
Syracuse	22-14 .611	12-8
8 Duke	19-12 .613	11-9
North Carolina	14-14 .500	11-9
10 Georgia Tech	13-18 .419	8-12
11 Wake Forest	13-19 .406	5-15
12 Virginia Tech	10-21 .323	4-16
13 Boston College	7-23 .233	4-16
14 Virginia	7-24 .226	3-17
15 Clemson	7-25 .219	2-18

2018 Preseason ACC Coaches' Poll

- Pitt (196 points)
- Louisville (180)
- Florida State (171)
- Notre Dame (137)
- Duke (134)
- North Carolina (121)
- Miami (117)
- NC State (117)
- Syracuse (110)
- Georgia Tech (68)
- 11. Virginia Tech (55)**
- Clemson (54)
- Wake Forest (51)
- Virginia (37)
- Boston College (27)

2017 ACC Preseason All-Conference

- Kaylin Korte, Sr., OH/RS, Clemson
- Leah Meyer, Jr., MB, Duke
- Payton Caffrey, Jr., OH, Florida State
- Taryn Knuth, So., MB, Florida State
- Jasmine Bennett, Sr., MB, Louisville
- Melanie McHenry, Jr., OH, Louisville
- Wilma Rivera, Sr., S, Louisville
- Molly Sauer, Sr., L, Louisville
- Haley Templeton, R-Sr., S, Miami
- Melissa Evans, So., OPP, NC State
- Kylie Pickrell, Sr., S, NC State
- Ryann DeJarld, Sr., L, Notre Dame
- Jemma Yeadon, Jr., OH, Notre Dame
- Kamalani Akeo, Sr., S, Pitt
- Nika Markovic, Jr., RS, Pitt
- Stephanie Williams, R-Jr., OH, Pitt
- Santita Ebangwese, Sr., MB, Syracuse
- Jaila Tolbert, Sr., RS, Virginia Tech**

GREENSBORO, N.C. – Pitt has been chosen as the 2018 Atlantic Coast Conference volleyball preseason favorite in a vote of the league's 15 head coaches, announced on Aug. 3.

The reigning ACC Co-Champion Panthers received all 14 possible first-place votes and 196 points, as coaches were not allowed to vote for their own teams.

MILESTONES

- The Virginia Tech freshman kills section in the record book took a dent last season as outside hitters Ester Talamazzi and Kaity Smith made their mark on the top-10 list.
- The Italy and Kentucky natives passed Rachel Julian (251 kills), Katie Esbrook (263) and Cara Baarendse (280).
- Talamazzi is tied for eighth all-time with 290 kills, while Smith sits sixth with 309.

#	Name	Year	Kills
1.	Lisa Pikalek	1989	499
2.	Taylor Parrish	2006	444
3.	Jennifer Schmidt	1992	368
4.	Sarah Muñoz	2005	356
5.	Lindsey Owens	2013	311
6.	Kaity Smith	2017	309
7.	Felicia Willoughby	2007	303
8.	Annie Spicer	2001	290
	Ester Talamazzi	2017	290
10.	Cara Baarendse	2009	280

- Libero Carol Raffety finished her sophomore campaign 79 digs away from 1,000 in her career. If she does crack the four-digit number, she would be the 17th Hokie to ever have over 1,000 digs.
- Setter Rhegan Mitchell racked up over 1,000 assists on the year in Tech's clash with Florida State on Nov. 17. It marked the first time in her career that she hit the four-digit plateau. It also marks the first time since 2013 that a Hokie racked up over 1,000 assists in a season (Jordan Fish, 1,381).

DID YOU KNOW

- Virginia Tech's volleyball team squared off against North Carolina inside the Dean Smith Center on Oct. 13, 2017, in front of a crowd of 19,246.
- The 19,246 fans watching the match was the most-ever in an NCAA volleyball match, breaking the previous record of 17,561 on Dec. 19, 2015, between Texas and Nebraska for the championship.
- On Oct. 22 inside Cassell Coliseum, the Hokies took on Duke and played in their longest match of the season – a five-set affair that was two hours and 30 minutes long.
- It was the longest match for Tech since opening weekend against Milwaukee (2:24). Of Tech's 31 matches in 2017, 14 went over the two-hour mark.

SMITH'S ROOKIE CAMPAIGN

- Kaity Smith had quite the rookie campaign as the outside hitter sits fifth all-time in Tech history for kills per set by a freshman, passing Lindsey Owens kills per set mark of 2.85 set in 2013.

#	Name	Year	K/S
1.	Lisa Pikalek	1989	3.78
2.	Taylor Parrish	2006	3.73
3.	Sarah Muñoz	2005	3.46
4.	Annie Spicer	2001	3.30
5.	Kaity Smith	2017	3.25

ON THE ROAD AGAIN

- Tech will play its first eight of 12 matches on the road and will host its first conference match against defending ACC champion Pitt on Sept. 21.

RACKING IT UP

- With trips to the states of North Carolina, Ohio and Texas for nonconference tournaments, the Hokies will rack up over 3,500 miles of travel.
- The closest of the three trips will be to Charlotte, North Carolina (173 miles one way).

THE FIRST ONE IS THE SWEETEST

- Tech's Head Coach Jill Wilson took down rival Virginia, 3-1, on Sept. 27, 2017, earning Wilson's first-ever ACC win and the Hokies' first of 2017.
- A few days later, Virginia Tech athletics director Whit Babcock gave Coach Wilson an embroidered volleyball, signifying the first conference win for her, which tasted a little sweeter over an arch rival.
- The two teams compete every year in the Commonwealth Clash and the win gave Tech half a point, its first win of the 2017-18 academic year from the fall sports - made up of men's and women's soccer, football and volleyball.

SCOOPING IT UP

- Junior Carol Raffety was a force on the defensive end all season for the Hokies, racking up a team-high 440 digs.
- The libero tallied three matches of 20-plus digs, and had a 18-match streak of 10 or more digs. She's posted back-to-back years of 400-plus digs.



COLLEGE GAMEDAY

- Virginia Tech's football team took on the Clemson Tigers Sept. 30, a day before the Hokies' volleyball squad headed to Pitt for its match.
- On College GameDay's crew is former Georgia volleyball player Maria Taylor. Taylor, a sideline reporter for ESPN and the SEC Network, stopped by where the Hokies' volleyball team was, next to GameDay's set, and gave the players advice on life.
- She later worked the Hokie-Tiger showdown that night, which pulled in 4.7 million viewers, but not before she gave the team a S/O on Twitter.

USA - TOLBERT

- Jaila Tolbert tried out in Colorado Springs, Colorado this spring and made the U.S. Collegiate National Team.
- The Minnesota native competed on the red, white blue in Detroit for over a week with 23 other collegiate student-athletes.
- She was assigned to one of two 12-member teams that played three exhibitions against each other, with her team winning 2-1.
- Tolbert hopes to bring what she learned on the trip back to Tech and on the court.



LAST TIME THE TEAM...

Won a match.....	Clemson, 3-1, 11/5/17
Lost a match.....	Miami, 3-0, 11/19/17
Won at home.....	Clemson, 3-1, 11/5/17
Lost at home.....	Miami, 3-0, 11/19/17
Won on the road.....	at Virginia, 3-1, 9/27/17
Lost on the road.....	at Louisville, 3-0, 11/12/17
Won in three sets.....	Wake Forest, 3-0, 10/20/17
Lost in three sets.....	Miami, 3-0, 11/19/17
Won in four sets.....	Clemson, 3-1, 11/5/17
Lost in four sets.....	Florida State, 3-1, 11/17/17
Won in five sets.....	at Milwaukee, 3-2, 8/26/17
Lost in five sets.....	vs. Ole Miss, 3-2, 9/1/17
Beat an ACC team.....	Clemson, 3-1, 11/5/17
Lost to an ACC team.....	Miami, 3-0, 11/19/17
Beat an ACC team at home.....	Clemson, 3-1, 11/5/17
Lost to an ACC team at home.....	Miami, 3-0, 11/19/17
Beat an ACC team on the road.....	at Virginia, 3-1, 9/27/17
Lost to an ACC team on the road.....	at Louisville, 3-0, 11/12/17
Beat a non-conference team.....	vs. Toledo, 3-1, 9/9/17
Lost to a non conference team.....	ETSU, 3-0, 9/16/17
Beat non-conference team at home.....	Radford, 3-1, 9/16/16
Lost to non-conference team at home.....	ETSU, 3-0, 9/16/17
Beat non-conference team on road.....	vs. Toledo, 3-1, 9/9/17
Lost to non-conference team on road.....	vs. Maryland, 3-0, 9/9/17
Beat a ranked team.....	at No. 19 Michigan State, 3-1, 9/4/15
Lost to a ranked team.....	at No. 19 Florida State, 3-1, 9/24/17
Beat an unranked team.....	Clemson, 3-1, 11/5/17
Lost to an unranked team.....	Miami, 3-0, 11/19/17

Started a season 3-0.....	2017
Was 10 matches over .500 in a season.....	2013 (11 matches over .500 at 12-1)
Had 70 or more kills in a match.....	Idaho State, 75, 8/25/17
Had 200 or more attacks in a match.....	Chattanooga, 204, 9/19/15
Hit .300 or better in a match.....	Wake Forest, .318, 10/20/17
Hit .400 or better in a match.....	vs. South Dakota State, .402, 8/25/17
Had 65 or more assists in a match.....	Duke, 66, 10/22/17
Had 10 or more aces in a match.....	vs. Bowling Green State, 10, 9/12/15
Had 75 or more digs in a match.....	at Syracuse, 75, 11/20/16
Had 85 or more digs in a match.....	Appalachian State, 85, 8/26/16
Had 10.0 or more blocks in a match.....	at Boston College, 12, 10/29/17
Had 20.0 or more blocks in a match.....	Virginia, 20, 11/28/15



Virginia Tech's volleyball team went 2-0 against rival Virginia in the Commonwealth Clash, presented by Virginia529, in 2017.

LAST TIME AN INDIVIDUAL...

Had 20 or more kills in a match.....	Virginia, 21, Kaity Smith, 11/22/17
Had 30 or more kills in a match.....	vs. Idaho State, 30, Kaity Smith, 8/25/17
Had 50 or more attacks in a match.....	vs. Idaho State, 51, Kaity Smith, 8/25/17
Hit over .500 in a match.....	Miami, .800, Cara Cunningham, 11/19/17
Hit over .600 in a match.....	Miami, .800, Cara Cunningham, 11/19/17
Hit over .800 in a match.....	Miami, .800, Cara Cunningham, 11/19/17
Had 45 or more assists in a match.....	Virginia, 49, Rhegan Mitchell, 11/22/17
Had 55 or more assists in a match.....	Duke, 55, Rhegan Mitchell, 10/22/17
Had 70 or more assists in a match.....	Liberty, 86, Kelli O'Dell, 10/17/00
Had 4 or more aces in a match.....	Virginia, 4, Ester Talamazzi, 11/22/17
Had 8 or more aces in a match.....	ULM, 8, Annie Spicer, 9/10/04
Had 25 or more digs in a match.....	Radford, 27, Carol Raffety, 9/16/16
Had 30 or more digs in a match.....	Georgia Tech, 30, Morgan O'Neill, 11/3/12
Had 10 or more blocks in a match.....	vs. Ole Miss, 11, Cara Cunningham, 9/9/16
Had 15 or more blocks in a match.....	West Virginia, 17, Cheryl Stinson, 10/5/01
Opponent had less than 30 kills in a match.....	vs. SDSU, 22, 8/25/17
Two players had 17 or more kills each in a match.....	Chattanooga (5 sets) - Amanda McKinzie (17), Kennedy Bryan (17) - 9/19/15

What's a Hokie?



The answer leads all the way back to 1896 when Virginia Agricultural and Mechanical College changed its name to Virginia Polytechnic Institute. With the change came the necessity for writing a new cheer and a contest for such a purpose was held by the student body.

Senior O.M. Stull won first prize for his "Hokie" yell which is still used today. Later, when asked if "Hokie" had any special meaning, Stull explained the word was solely the product of his imagination and was used only as an attention-getter for his yell. It soon became a nickname for all Tech teams and for those people loyal to Tech athletics.

The official university school colors - Chicago Maroon and Burnt Orange - also were introduced in 1896. The colors were chosen by a committee because they made a 'unique combination' not worn elsewhere at the time. The official definition of "hokie" is "a loyal Virginia Tech Fan".

RETURNING NUMBERS

- To open the 2018 season, Virginia Tech returns almost all of its kills, assists and digs personnel, but will need a push in the blocks department with departing middle blockers Stacey Christy and Cara Cunningham.

Returning Kills	Assists	Digs	Blocks	Points
2018	78.3%	95.3%	90.4%	21.4% 76.2%


'17 CLASS OF ACC COACHES

- The Atlantic Coast Conference entered 2017 with four new head coaches from its 15 member institutions, including Clemson's Michaela Franklin, Louisville's Dani Busboom Kelly, Virginia's Aaron Smith and Virginia Tech's Jill Wilson.
- Of the four in their new campaigns, the Cardinals' Busboom Kelly owned the best winning percentage (.774), followed by the Hokies' Wilson (.323), the Cavaliers' Smith (.226) and the Tigers' Franklin (.219).
- Previously, Busboom Kelly was an assistant coach at Nebraska, Franklin was the associate head coach at Iowa, Wilson was the associate head coach at LSU and Smith was the associate head coach at Virginia, then was promoted by the Cavaliers' athletics director at the time in Craig Littlepage.

Name	Team	Overall	ACC	Home	Away	Neutral
Dani Busboom Kelly	Louisville	24-7	18-2	13-1	9-4	2-2
Jill Wilson	Virginia Tech	10-21	4-16	3-9	4-10	4-2
Aaron Smith	Virginia	7-24	3-17	5-12	2-10	0-2
Michaela Franklin	Clemson	7-25	2-18	5-12	0-12	1-2

YEAR 2

- Virginia Tech Athletics last summer implemented a new design on the playing surface at Cassell Coliseum. The basketball and volleyball court displays three iconic campus spots - Torgerson Bridge, Burruss Hall and War Memorial Chapel.
- In addition to the court redesign, Tech redid the floors at the men's basketball practice facility and volleyball practice gym, at a cost of about \$35,000.



RECORD WHEN...

Overall:	10-21
Home:	3-9
Away:	3-10
Neutral:	4-2
Three-set match:	3-11
Four-set match:	4-8
Five-set match:	3-2
Win first set:	4-5
Lose first set:	6-16
Win first two sets:	3-1
Split first two sets:	7-8
Lose first two sets:	0-12
Against top-25 teams:	0-1
Against unranked teams:	10-20
ACC:	4-16
Home:	3-7
Away:	1-9
Three-set match:	1-7
Four-set match:	2-8
Five-set match:	1-1
Win first set:	1-5
Lose first set:	3-12
Win first two sets:	1-1
Split first two sets:	3-7
Lose first two sets:	0-8
Against top-25 teams:	0-1
Against unranked teams:	4-15
Higher hitting % than opponent:	10-0
Lower hitting % than opponent:	0-21
Hit over .400:	1-0
Hit over .300:	4-0
Hit over .200:	4-5
Hit under .200:	1-16
Opponent hits under .200:	6-3
More kills than opponent:	9-4
Fewer kills than opponent:	0-17
Same kills as opponent:	1-0
More service aces than opponent:	5-1
Fewer service aces than opponent:	3-18
Same service aces as opponent:	2-2
More digs than opponent:	8-9
Fewer digs than opponent:	2-11
Same digs as opponent:	0-1
More blocks than opponent:	5-4
Fewer blocks than opponent:	4-17
Same blocks as opponent:	1-0
On Wednesday:	2-0
On Friday:	4-11
On Saturday:	3-2
On Sunday:	1-8
In August:	3-0
In September:	4-7
In October:	1-8
In November:	2-6
Current set winning streak:	-
Current set losing streak:	1
Longest set winning streak:	7
Longest set losing streak:	6
Current match winning streak:	-
Current match losing streak:	1
Current ACC match winning streak:	-
Current ACC match losing streak:	1
Longest match winning streak:	3
Longest match losing streak:	5
Current home winning streak:	1
Current home losing streak:	-
Current home ACC winning streak:	-
Current home ACC losing streak:	1

SOMETHING ABOUT OPENERS

- Rhegan Mitchell has had her A-game in back-to-back years in the opening match, setting new career highs in the 2016 and 2017 openers.
- She posted 57 assists against Appalachian State on Aug. 26, 2016, and followed it up with 65 versus Idaho State on Aug. 25, 2017.
- The 65-assist performance against Idaho State also included 14 assists, marking her first double-double of the season. She finished with eight last season.

A DEBUT FOR THE AGES

- Kaity Smith placed her self in the record books on Aug. 25, 2017, when she led the Hokies to a 3-2 victory over Idaho State.
- Smith's 30 kills against the Bengals did the following in Tech's storied history:
 - Most ever in a debut.
 - Second freshman in school history to have over 30 kills in a match in their first season. Virginia Tech Sports Hall of Famer Lisa Pikalek racked up 38 against Southern Miss on Nov. 7, 1992.
 - Tied for the seventh-most kills in Hokie history.

DOUBLING DOWN

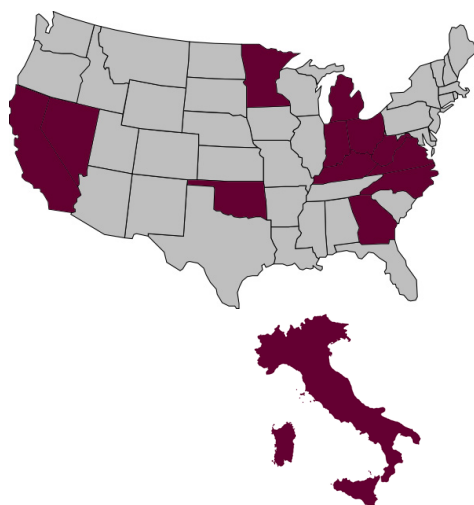
- Outside hitter Ester Talamazzi and setter Rhegan Mitchell each tallied double-doubles in Virginia Tech's two matches to kickoff ACC play last season.
- Talamazzi, a freshman at the time, turned in seven double-doubles her first year in Blacksburg, including three straight to begin ACC play. Mitchell posted eight in 2017 and now owns a total of 18 in her storied career.
- Kaity Smith registered five double-doubles her freshman season, with her most recent one being on Nov. 19 against Florida State when she posted 13 kills and digs.

THE SCHEDULE

- Tech's opponents in 2018: 14 registered winning seasons, nine collected 20 or more wins and eight finished the year inside the top 50 RPI last fall.
- The ACC sent six teams to the NCAA Tournament in 2017, including Pitt, Florida State, Louisville, Miami (Fla.), NC State and Notre Dame. Tech will face all six teams this season, with four of the six matches being on the road.

WHERE THEY AT

- Tech has 16 players on the squad who represent 12 states and one international country (Italy).
- Virginia is where the most players are from on the team, making up 18.8 percent.



STATES/COUNTRY

- Virginia (3)
 - #10 Kylie Thomas
 - #16 Jennifer Williams
 - #21 Melody Caloyannides
- Georgia (2)
 - #9 Rhegan Mitchell
 - #11 Sarah Jane Lynch
- Calif., Ind., Ky., Mich., Minn., N.C., Nev., Ohio, Okla., W.Va. (1)
 - #1 Kaity Smith (Ky.)
 - #4 Jaila Tolbert (Minn.)
 - #5 Carol Raffety (Calif.)
 - #6 Angel Robinson (Okla.)
 - #7 Tessa Wyner (W.Va.)
 - #13 Peyton Yelich (Ind.)
 - #19 Marisa Cerchio (Ohio)
 - #20 Abby McKinzie (Mich.)
 - #22 Kai Young (N.C.)
 - #23 Talyn Jackson (Nev.)
- Italy (1)
 - #14 Ester Talamazzi

#FuelTheFire



"We're not there yet. We know we have a lot of work to do, but we're fueling it every single day," Wilson said in a recent radio interview with ESPN Blacksburg. "I can tell you that my players have been here the last part of the summer, and just the whole feel and the atmosphere of the culture is pretty incredible in a year's time. That's really what our theme represents. Our fans ... will see that. There is going to be a big change in the confidence and the culture that is happening. It's really, really exciting to be a part of." –

Head volleyball coach **Jill Wilson**



BACK-TO-BACK CHAMPS

- Virginia Tech won its second tournament in a row on Sept. 2, 2017, claiming the A-State Invitational. It won the Pepsi Panther Invitational opening weekend.
- Five players were named to an All-Tournament Team in nonconference action - Stacey Christy (Pepsi Panther Invitational), Rhegan Mitchell (Pepsi Panther Invitational, A-State Invitational), Kaity Smith (Pepsi Panther Invitational, Thunder Invite), Ester Talamazzi (A-State Invitational) and Jaila Tolbert (A-State Invitational).
- Of those five players, Tech garnered the MVPs from two of the four tournaments – Mitchell (Pepsi Panther Invitational) and Talamazzi (A-State Invitational). Both Mitchell and Talamazzi return.

ACC FRESHMAN OF THE WEEK - 3

- Outside hitter Ester Talamazzi followed in fellow teammate Kaity Smith's footsteps, as she earned her first ACC honor on Sept. 4. Smith earned it in Week 1.
- The Italy native racked up 38 kills, 28 digs and four blocks against Ole Miss, A-State and SMU.
- Smith followed Talamazzi's award 10 weeks later and picked up her second Freshman of the Week, as announced by the league office Nov. 13.
- The Kentucky native tallied 25 kills, 15 digs and six blocks at Notre Dame and Louisville.

CAREER HIGHS FOR DAYS

- The first week of the season in 2017 was quite the start for returners on the Virginia Tech squad as three returners set new career highs at the Pepsi Panther Invitational in Milwaukee.
- Libero Carol Raffety achieved career bests in assists (7) and service aces (4) against Milwaukee.
- Right-side hitter Jaila Tolbert earned her first-ever ace against South Dakota State.
- Setter Rhegan Mitchell opened up the season with a career-high 65 assists against Idaho State.

RPI INFO

- The NCAA released the Ratings Percentage Index, its final one, on Dec. 18 - the 10th ranking of the fall.
- The Hokies finished with the No. 183 RPI, which was the 12th best in the ACC topping Virginia (197), Boston College (227) and Clemson (258).
- The ACC had six teams in the top 50, including Louisville (26), Pitt (28), Miami (32), NC State (41), Notre Dame (43) and Florida State (48).
- Among the Power Five, the ACC was tied with the SEC for owning the third-most teams in the top 50 behind the Big Ten (10) and Pac-12 (9). The Big 12 has four teams.
- In 2016, Virginia Tech finished the year with a RPI of 168, the 10th best out of the ACC.

ACC RANKS

- Tech finished third in the league for opponent digs, owning a 12.86 average per set, which was its best spot in the ACC team statistics.
- Rhegan Mitchell was sixth among all ACC players in total assists with 1,122.
- Jaila Tolbert concluded seventh in the conference in hitting percentage (.331), however, she was ranked No. 1 among non-middle blockers.
- Carol Raffety was eighth in the league with 440 digs, averaging 3.83 per set.

AVCA ACADEMIC HONOR

- The American Volleyball Coaches Association announced that the Virginia Tech volleyball program earned Team Academic Honors for the 2017-18 season.
- The AVCA honored a record 973 teams this year from both the high school and college ranks.
- The award is given to teams that hold an average 3.30 cumulative team GPA during the academic year on a 4.0 scale or 4.10 on a 5.0 scale.
- The Hokies finished the academic year with a cumulative team grade point average of 3.34.
- A total of 145 Division I schools were honored and Tech was one of five ACC schools to make the list, joining Florida State, Louisville, Miami (Fla.) and Pitt.

2017 MATCH-BY-MATCH STARTERS

Opponent	Date	MB	MB	OH	OH	RS	S	L
Idaho State (W, 3-2)	Aug. 25	Marisa Cerchio	Cara Cunningham	Ester Talamazzi	Kaity Smith	Jaila Tolbert	Rhegan Mitchell	Carol Raffety
SDSU (W, 3-0)	Aug. 25	Stacey Christy	Cara Cunningham	Ester Talamazzi	Kaity Smith	Jaila Tolbert	Rhegan Mitchell	Carol Raffety
Milwaukee (W, 3-2)	Aug. 26	Stacey Christy	Cara Cunningham	Ester Talamazzi	Kaity Smith	Alex Toben	Rhegan Mitchell	Carol Raffety
Ole Miss (L, 3-2)	Sep. 1	Stacey Christy	Cara Cunningham	Ester Talamazzi	Kaity Smith	Abby McKinzie	Rhegan Mitchell	Carol Raffety
Arkansas State (W, 3-1)	Sep. 1	Stacey Christy	Cara Cunningham	Ester Talamazzi	Kaity Smith	Jaila Tolbert	Rhegan Mitchell	Carol Raffety
SMU (W, 3-0)	Sep. 2	Stacey Christy	Cara Cunningham	Ester Talamazzi	Kaity Smith	Jaila Tolbert	Rhegan Mitchell	Carol Raffety
Marshall (L, 3-0)	Sep. 8	Stacey Christy	Cara Cunningham	Ester Talamazzi	Kaity Smith	Jaila Tolbert	Rhegan Mitchell	Carol Raffety
Maryland (L, 3-0)	Sep. 9	Stacey Christy	Marisa Cerchio	Ester Talamazzi	Kaity Smith	Jaila Tolbert	Rhegan Mitchell	Carol Raffety
Toledo (W, 3-1)	Sep. 9	Stacey Christy	Marisa Cerchio	Ester Talamazzi	Kaity Smith	Jaila Tolbert	Mandy Powers	Carol Raffety
Radford (L, 3-0)	Sep. 15	Stacey Christy	Cara Cunningham	Ester Talamazzi	Kelly Esch	Jaila Tolbert	Rhegan Mitchell	Carol Raffety
ETSU (L, 3-0)	Sep. 16	Stacey Christy	Cara Cunningham	Ester Talamazzi	Kelly Esch	Jaila Tolbert	Rhegan Mitchell	Carol Raffety
Miami* (L, 3-1)	Sep. 22	Stacey Christy	Cara Cunningham	Ester Talamazzi	Marisa Cerchio	Jaila Tolbert	Rhegan Mitchell	Carol Raffety
Florida State* (L, 3-1)	Sep. 24	Stacey Christy	Cara Cunningham	Ester Talamazzi	Jaila Tolbert	Abby McKinzie	Rhegan Mitchell	Carol Raffety
Virginia* (W, 3-1)	Sep. 27	Stacey Christy	Cara Cunningham	Ester Talamazzi	Kaity Smith	Jaila Tolbert	Rhegan Mitchell	Carol Raffety
Pitt* (L, 3-0)	Oct. 1	Stacey Christy	Cara Cunningham	Ester Talamazzi	Marisa Cerchio	Jaila Tolbert	Rhegan Mitchell	Carol Raffety
Louisville* (L, 3-1)	Oct. 6	Stacey Christy	Cara Cunningham	Ester Talamazzi	Kaity Smith	Jaila Tolbert	Rhegan Mitchell	Carol Raffety
Notre Dame* (L, 3-1)	Oct. 8	Stacey Christy	Cara Cunningham	Ester Talamazzi	Kaity Smith	Kylie Thomas	Rhegan Mitchell	Carol Raffety
North Carolina* (L, 3-1)	Oct. 13	Stacey Christy	Cara Cunningham	Ester Talamazzi	Kaity Smith	Jaila Tolbert	Rhegan Mitchell	Carol Raffety
NC State* (L, 3-1)	Oct. 15	Stacey Christy	Cara Cunningham	Ester Talamazzi	Kaity Smith	Rhana Mitchell	Rhegan Mitchell	Carol Raffety
Wake Forest* (W, 3-0)	Oct. 20	Stacey Christy	Cara Cunningham	Ester Talamazzi	Kaity Smith	Jaila Tolbert	Rhegan Mitchell	Carol Raffety
Duke* (L, 3-2)	Oct. 22	Stacey Christy	Cara Cunningham	Ester Talamazzi	Kaity Smith	Jaila Tolbert	Rhegan Mitchell	Carol Raffety
Syracuse* (L, 3-0)	Oct. 27	Kai Young	Cara Cunningham	Ester Talamazzi	Kaity Smith	Jaila Tolbert	Rhegan Mitchell	Carol Raffety
Boston College* (L, 3-1)	Oct. 29	Kai Young	Cara Cunningham	Ester Talamazzi	Kaity Smith	Jaila Tolbert	Rhegan Mitchell	Carol Raffety
Georgia Tech* (L, 3-0)	Nov. 3	Stacey Christy	Cara Cunningham	Jaila Tolbert	Kaity Smith	Alex Toben	Rhegan Mitchell	Carol Raffety
Clemson* (W, 3-1)	Nov. 5	Stacey Christy	Cara Cunningham	Marisa Cerchio	Kaity Smith	Jaila Tolbert	Rhegan Mitchell	Carol Raffety
Notre Dame* (L, 3-0)	Nov. 10	Stacey Christy	Cara Cunningham	Marisa Cerchio	Kaity Smith	Jaila Tolbert	Rhegan Mitchell	Carol Raffety
Louisville* (L, 3-0)	Nov. 12	Stacey Christy	Cara Cunningham	Marisa Cerchio	Kaity Smith	Jaila Tolbert	Rhegan Mitchell	Carol Raffety
Florida State* (L, 3-1)	Nov. 17	Stacey Christy	Cara Cunningham	Marisa Cerchio	Kaity Smith	Jaila Tolbert	Rhegan Mitchell	Carol Raffety
Miami* (L, 3-0)	Nov. 19	Stacey Christy	Cara Cunningham	Ester Talamazzi	Kaity Smith	Jaila Tolbert	Rhegan Mitchell	Carol Raffety
Virginia* (W, 3-2)	Nov. 22	Stacey Christy	Cara Cunningham	Ester Talamazzi	Kaity Smith	Jaila Tolbert	Rhegan Mitchell	Carol Raffety
Pitt* (L, 0-3)	Nov. 24	Stacey Christy	Cara Cunningham	Ester Talamazzi	Kaity Smith	Kelly Esch	Mandy Powers	Carol Raffety



TOLBERT REPS ACC

- Jaila Tolbert was selected as the ACC's lone Student-Athlete Advisory Committee (SAAC) representative on the National Division I SAAC - Tech's first ever.
- She will vote on proposals regarding welfare for student-athletes - mental health, time demands and more. Tolbert enters her second year of the two-year term.

SMITH LIVED UP TO THE HYPE

- Kaity Smith was included on PrepVolleyball.com's list of Top Impact Freshmen last fall during the preseason.
- Smith had a high school teammate as well who made the list, Keyton Kinley, who is a defensive specialist for Tennessee.
- Smith was named to the PrepVolleyball.com top-five impact freshman from Week 1, after her incredible weekend in Milwaukee.

COOKING FOR THE FAM

- During preseason camp, coach Jill Wilson split up the 16 players into four groups and had cooking groups through out the few weeks of camp.
- From entrées to appetizers to desserts, the groups would specialize on a night and make dinner for the team.
- The sophomore from Italy, Ester Talamazzi, stole the show in her group, as she made her favorite tiramisu, a coffee-flavored Italian dessert.

HOKIES IN SEASON OPENERS

- The Hokies are 24-17 all-time in season openers, however, they have been on a roll in the last decade compiling a 9-1 record.

Date	Opponent	Location	Score
Aug. 29, 2008	Maryland-Eastern Shore	Cassell Coliseum	W, 3-1
Aug. 28, 2009	Montana	Cassell Coliseum	W, 3-1
Aug. 27, 2010	Chattanooga	Knoxville, Tenn.	W, 3-0
Aug. 26, 2011	Cleveland State	Cassell Coliseum	W, 3-0
Aug. 25, 2012	Nicholls State	Columbia, Mo.	W, 3-0
Aug. 30, 2013	Towson	Cassell Coliseum	W, 3-1
Aug. 29, 2014	Butler	Lexington, Ky.	L, 1-3
Aug. 28, 2015	East Tennessee State	Cassell Coliseum	W, 3-0
Aug. 26, 2016	Appalachian State	Cassell Coliseum	W, 3-2
Aug. 25, 2017	Idaho State	Milwaukee, Wis.	W, 3-2

HOKIES IN SEASON OPENERS

- Tech is 5-8 in ACC openers since 2004.

Date	Opponent	Location	Score
Sept. 23, 2004	Florida State	Cassell Coliseum	W, 3-2
Sept. 23, 2005	at North Carolina	Chapel Hill, N.C.	L, 3-0
Sept. 15, 2006	Virginia	Cassell Coliseum	W, 3-0
Sept. 14, 2007	at Virginia	Charlottesville, Va.	L, 3-0
Sept. 23, 2008	Virginia	Cassell Coliseum	W, 3-0
Sept. 25, 2009	at No. 18 Florida State	Tallahassee, Fla.	L, 3-1
Sept. 24, 2010	at Miami	Coral Gables, Fla.	L, 3-0
Sept. 23, 2011	No. 21 Miami	Cassell Coliseum	L, 3-0
Sept. 21, 2012	No. 15 Florida State	Cassell Coliseum	L, 3-2
Sept. 21, 2013	at Wake Forest	Winston-Salem, N.C.	W, 3-1
Sept. 26, 2014	at Wake Forest	Winston-Salem, N.C.	L, 3-2
Sept. 25, 2015	North Carolina	Cassell Coliseum	L, 3-1
Sept. 23, 2016	Clemson	Cassell Coliseum	W, 3-0

2017 TEAM MATCH-BY-MATCH

Date	Opponent	sp	attack				set			serve				recept			blocking				bhe	points	score
			k	e	ta	pct	a	ta	pct	sa	se	ta	pct	re	ta	pct	dig	bs	ba	be			
Aug 25, 2017	vs Idaho State	5	75	19	143	.392	73	-	-	4	12	-	6	89	.933	58	1	4	2	3.0	1	-	3-2
Aug 25, 2017	vs South Dakota State	3	45	12	82	.402	40	-	-	9	10	-	2	46	.957	27	1	10	1	6.0	0	-	3-0
Aug 26, 2017	at Milwaukee	5	67	21	157	.293	64	-	-	6	10	-	6	96	.938	59	2	18	4	11.0	1	-	3-2
Sep 1, 2017	vs Ole Miss	5	46	25	146	.144	41	-	-	5	13	-	9	90	.900	57	3	16	2	11.0	0	-	2-3
Sep 1, 2017	at Arkansas State	4	52	26	149	.174	50	-	-	1	6	-	2	72	.972	72	5	4	1	7.0	2	-	3-1
Sep 2, 2017	vs SMU	3	50	17	119	.277	48	-	-	3	6	-	3	61	.951	47	3	8	0	7.0	2	-	3-0
Sep 8, 2017	at Marshall	3	38	14	95	.253	35	-	-	2	9	-	5	66	.924	39	1	6	0	4.0	1	-	0-3
Sep 9, 2017	vs Maryland	3	30	13	87	.195	28	-	-	2	2	-	4	63	.937	31	1	2	0	2.0	0	-	0-3
Sep 9, 2017	vs Toledo	4	53	14	115	.339	48	-	-	6	6	-	4	66	.939	62	1	10	1	6.0	0	-	3-1
Sep 15, 2017	RADFORD	3	23	24	104	-.010	21	-	-	5	3	-	6	64	.906	50	1	10	2	6.0	2	-	0-3
Sep 16, 2017	ETSU	3	27	23	111	.036	26	-	-	6	1	-	6	69	.913	49	0	6	0	3.0	2	-	0-3
Sep 22, 2017	at Miami	4	48	26	137	.161	45	-	-	4	11	-	8	87	.908	50	0	10	0	5.0	1	-	1-3
Sep 24, 2017	at Florida State	4	56	29	154	.175	54	-	-	3	5	-	7	92	.924	63	1	6	2	4.0	1	-	1-3
Sep 27, 2017	at Virginia	4	53	13	118	.339	51	-	-	7	9	-	3	66	.955	49	1	12	1	7.0	0	-	3-1
Oct 1, 2017	at Pitt	3	28	25	95	.032	27	-	-	3	3	-	6	67	.910	30	0	14	2	7.0	1	-	0-3
Oct 6, 2017	LOUISVILLE	4	54	30	148	.162	49	-	-	0	5	-	7	90	.922	57	0	2	0	1.0	0	-	1-3
Oct 8, 2017	NOTRE DAME	4	49	30	142	.134	48	-	-	7	7	-	7	91	.923	69	2	12	3	8.0	0	-	1-3
Oct 13, 2017	at North Carolina	4	53	28	135	.185	50	-	-	5	9	-	8	89	.910	50	0	8	0	4.0	0	-	1-3
Oct 15, 2017	at NC State	4	61	30	147	.211	58	-	-	2	7	-	0	95	1.000	50	1	12	1	7.0	0	-	1-3
Oct 20, 2017	WAKE FOREST	3	39	12	85	.318	35	-	-	8	6	-	2	54	.963	36	1	8	0	5.0	1	-	3-0
Oct 22, 2017	DUKE	5	69	27	167	.251	66	-	-	3	5	-	7	106	.934	67	1	12	2	7.0	4	-	2-3
Oct 27, 2017	at Syracuse	3	29	19	103	.097	28	-	-	1	1	-	3	66	.955	39	0	10	2	5.0	0	-	0-3
Oct 29, 2017	at Boston College	4	45	26	143	.133	42	-	-	1	8	-	8	84	.905	62	0	24	2	12.0	2	-	1-3
Nov 03, 2017	GEORGIA TECH	3	38	18	101	.198	36	-	-	3	6	-	6	69	.913	42	1	10	2	6.0	0	-	0-3
Nov 05, 2017	CLEMSON	4	50	20	110	.273	45	-	-	5	5	-	1	56	.982	47	1	12	0	7.0	0	-	3-1
Nov 10, 2017	at Notre Dame	3	29	23	101	.059	27	-	-	1	8	-	4	66	.939	46	0	14	0	7.0	0	-	0-3
Nov 12, 2017	at Louisville	3	36	17	104	.183	34	-	-	1	10	-	3	68	.956	32	1	14	1	8.0	1	-	0-3
Nov 17, 2017	FLORIDA STATE	4	58	28	153	.196	54	-	-	1	10	-	4	91	.956	55	0	16	0	8.0	0	-	1-3
Nov 19, 2017	MIAMI	3	34	16	88	.205	31	-	-	1	6	-	11	66	.833	38	0	4	1	2.0	1	-	0-3
Nov 22, 2017	VIRGINIA	5	63	23	153	.261	56	-	-	8	11	-	5	94	.947	61	3	22	2	14.0	1	-	3-2
Nov 24, 2017	PITT	3	42	19	111	.207	40	-	-	2	5	-	3	67	.955	51	3	6	3	6.0	1	-	0-3
Opponents		115	1440	667	3803	.203	1350	-	-	115	215	-	156	2346	.934	1545	35	322	37	196.0	25	-	-
		115	1487	568	3817	.241	1383	-	-	156	213	-	114	2202	.948	1479	54	423	37	265.5	33	-	-

Sets played: 115
Kills per set: 12.52
Assists per set: 11.74

Service aces per set: 1.00
Digs per set: 13.43
Blocks per set: 1.70

Ball handling errors per set: 0.22
Reception errors per set: 1.36



PROGRAM HISTORY

First Year	1977
All-Time Record	726-643-3
Conference Champions	(1) 1972, Metro
Tournament Championships	None
NCAA Tournaments	(1) 2010
NIVC Tournaments (0) Steve Lowe Award,	1982
Postseason Record	1-1
Best record	(1992) 26-11
Best in NCAAs	(2010) 1-1
Players signed pro	12 since 2006

CASELL COLISEUM

Capacity	9,275
Opened	1962
Renovation	2017
Tech Record	368-167 (.688)
Attendance High in 2017	2,361
Winning Seasons	20

MILESTONES HUNT

75 Aces	Carol Raffety, 52
200 Blocks	Jaila Tolbert, 185
1,000 Kills	Jaila Tolbert, 682
1,000 Digs	Carol Raffety, 921
3,000 Assists	Rhegan Mitchell, 2,608

SCOUTING USC UPSTATE

- Coming off an 8-21 season in 2017, the Spartans were picked seventh in the Big South preseason poll out of 10 teams. They return four starters from last year's squad.
- USC Upstate is led by Lily Dempsey, who racked up 284 kills and 67 blocks last fall. Senior Madison Haake returns at the setter position, where she dished out 835 assists and scooped up 301 digs in 2017.
- Jennifer Calloway enters her 23rd season at the helm in Spartanburg and welcomes five newcomers. Calloway's all-time record at USC Upstate is 347-351.

SCOUTING PRESBYTERIAN

- The Blue Hose enter 2018 after posting an 8-23 overall record and return four starters and their libero. They were tabbed sixth in the Big South preseason poll, which is one spot ahead of USC Upstate.
- Head Coach Korriinn Burgess, who is in her sixth season, brings in four freshmen to Clinton. Burgess' all-time record at Presbyterian is 38-111.
- PC returns its three leaders in kills last season, Erin Eulitz, Allie Wright and Caroline Henderson, as well as their top two in assists, Jaclyn Brewington and Sierra Jones. Eulitz led the team with 352 kills last season and Brewington registered a team-high 654 assists last year.

SCOUTING CHARLOTTE

- Charlotte was picked seventh in the Conference USA preseason poll out of 13 teams. The 2016 squad finished 19-12 overall and eighth in C-USA.
- Junior Yumi Garcia, the 2017 C-USA Libero of the Year, returns after recording 617 digs, 101 assists and 17 aces last fall. Senior Jannelle Curtiss comes back to the lead 49ers on the outside following 345-kill, 314-dig season in 2017.
- Karen Weatherington will lead the 49ers once again as she heads into her fifth season in the Queen City. She welcomes seven newcomers. Weatherington's all-time record at Charlotte is 34-54.

2017 OPPONENT MATCH-BY-MATCH

Date	Opponent	sp	attack				set			serve				recept			blocking				bhe	points	score
			k	e	ta	pct	a	ta	pct	sa	se	ta	pct	re	ta	pct	dig	bs	ba	be			
Aug 25, 2017	vs Idaho State	5	57	17	138	.290	55	-	-	6	10	-	4	95	.958	41	0	20	0	10.0	0	-	3-2
Aug 25, 2017	vs South Dakota State	3	22	14	69	.116	21	-	-	2	3	-	9	63	.857	21	1	8	0	5.0	4	-	3-0
Aug 26, 2017	at Milwaukee	5	64	23	157	.261	60	-	-	6	8	-	6	96	.938	65	1	12	1	7.0	1	-	3-2
Sep 1, 2017	vs Ole Miss	5	56	22	140	.243	54	-	-	9	10	-	5	69	.928	69	4	10	0	9.0	3	-	2-3
Sep 1, 2017	at Arkansas State	4	50	33	165	.103	47	-	-	2	6	-	1	81	.988	65	6	6	1	9.0	0	-	3-1
Sep 2, 2017	vs SMU	3	37	18	107	.178	36	-	-	3	2	-	3	65	.954	48	2	14	1	9.0	3	-	3-0
Sep 8, 2017	at Marshall	3	49	13	110	.327	43	-	-	5	11	-	1	62	.984	38	1	10	0	6.0	3	-	0-3
Sep 9, 2017	vs Maryland	3	52	10	98	.429	48	-	-	4	8	-	2	59	.966	36	4	6	1	7.0	0	-	0-3
Sep 9, 2017	vs Toledo	4	47	22	139	.180	42	-	-	4	14	-	6	88	.932	44	2	16	0	10.0	0	-	3-1
Sep 15, 2017	RADFORD	3	39	21	114	.158	37	-	-	6	9	-	5	58	.914	51	0	4	0	2.0	1	-	0-3
Sep 16, 2017	ETSU	3	40	15	111	.225	37	-	-	6	4	-	6	56	.893	52	2	12	1	8.0	2	-	0-3
Sep 22, 2017	at Miami	4	52	23	129	.225	52	-	-	8	10	-	4	76	.947	52	2	20	1	12.0	1	-	1-3
Sep 24, 2017	at Florida State	4	51	14	134	.276	49	-	-	7	5	-	3	75	.960	56	2	20	3	12.0	0	-	1-3
Sep 27, 2017	at Virginia	4	49	27	135	.163	46	-	-	3	11	-	7	90	.922	44	3	6	4	6.0	1	-	3-1
Oct 1, 2017	at Pitt	3	40	13	89	.303	37	-	-	6	6	-	3	51	.941	35	0	16	0	8.0	0	-	0-3
Oct 6, 2017	LOUISVILLE	4	49	19	136	.221	46	-	-	7	3	-	0	74	1.000	58	1	28	1	15.0	2	-	1-3
Oct 8, 2017	NOTRE DAME	4	50	22	152	.184	45	-	-	7	4	-	7	78	.910	57	0	23	2	11.5	0	-	1-3
Oct 13, 2017	at North Carolina	4	52	15	121	.306	44	-	-	8	7	-	5	74	.932	46	1	15	2	8.5	1	-	1-3
Oct 15, 2017	at NC State	4	62	17	136	.331	59	-	-	0	3	-	2	77	.974	49	4	20	3	14.0	0	-	1-3
Oct 20, 2017	WAKE FOREST	3	39	14	93	.269	35	-	-	2	9	-	8	67	.881	29	0	10	0	5.0	2	-	3-0
Oct 22, 2017	DUKE	5	68	25	169	.254	62	-	-	7	6	-	3	100	.970	57	1	20	0	11.0	1	-	2-3
Oct 27, 2017	at Syracuse	3	50	10	103	.388	45	-	-	3	8	-	1	50	.980	48	1	14	3	8.0	0	-	0-3
Oct 29, 2017	at Boston College	4	48	24	144	.167	46	-	-	8	8	-	1	74	.986	65	2	16	3	10.0	1	-	1-3
Nov 03, 2017	GEORGIA TECH	3	43	18	107	.234	42	-	-	6	4	-	3	59	.949	44	2	6	0	5.0	0	-	0-3
Nov 05, 2017	CLEMSON	4	34	22	111	.108	33	-	-	1	6	-	5	83	.940	32	0	13	2	6.5	2	-	3-1
Nov 10, 2017	at Notre Dame	3	38	12	106	.245	35	-	-	4	7	-	1	43	.977	44	3	18	1	12.0	0	-	0-3
Nov 12, 2017	at Louisville	3	47	15	100	.320	41	-	-	3	7	-	1	52	.981	44	2	8	0	6.0	0	-	0-3
Nov 17, 2017	FLORIDA STATE	4	52	15	133	.278	50	-	-	4	3	-	1	75	.987	55	0	22	1	11.0	4	-	1-3
Nov 19, 2017	MIAMI	3	40	13	93	.290	36	-	-	11	6	-	1	52	.981	31	1	6	0	4.0	0	-	0-3
Nov 22, 2017	VIRGINIA	5	60	25	152	.230	53	-	-	5	6	-	8	92	.913	58	4	8	5	8.0	0	-	3-2
Nov 24, 2017	PITT	3	50	17	126	.262	47	-	-	3	9	-	2	68	.971	45	2	16	1	10.0	1	-	0-3
		115	1487	568	3817	.241	1383	-	-	156	213	-	114	2202	.948	1479	54	423	37	265.5	33	-	-
Virginia Tech		115	1440	667	3803	.203	1350	-	-	115	215	-	156	2346	.934	1545	35	322	37	196.0	25	-	-

Sets played: 115
 Kills per set: 12.93
 Assists per set: 12.03

Service aces per set: 1.36
 Digs per set: 12.86
 Blocks per set: 2.31

Ball handling errors per set: 0.29
 Reception errors per set: 0.99





Jill WILSON

- Second season at Virginia Tech
- 16th as a coach in Division I
- Produced 15 All-SEC players and '02 ACC Player of the Year
- Averaged 20-plus wins per year at LSU (10 years)

The Wilson File

PERSONAL

BORN: May 6, 1979

HOMETOWN: Richmond, Texas

FAMILY: Husband, Jared

COACHING RECORD AT VIRGINIA TECH: 10-21 (2nd year)

CAREER HEAD COACHING RECORD: 10-21 (.323)

EDUCATION

LSU - Bachelor of Science - Business Admin., 2001

JOINED TECH STAFF: Jan. 12, 2017

YEARS OF COLLEGIATE HEAD COACHING: 1

YEARS OF COLLEGIATE COACHING: 15

COACHING HISTORY

2017- Virginia Tech (Head Coach)

2013-16 LSU (Associate Head Coach)

2007-12 LSU (Assistant Coach)

2006-07 Wake Forest (Assistant Coach)

2002-04 North Carolina (Assistant Coach)

2001-02 Tennessee-Martin (Graduate Assistant)

PLAYING HISTORY

1997-00 LSU (outside hitter)

4-year letterwinner and starter

Ranked 6th in the SEC with 23 service aces senior year

Appeared in the 2000 SEC Tournament finals

POSTSEASON EXPERIENCE

LSU 2014 (First Round - Eugene, Ore.)

Defeated Oklahoma, Loss to Oregon

2013 (First Round - Seattle, Wash.)

Defeated Michigan, Loss to Washington

2010 (First Round - Norman, Okla.)

Loss to Tulsa

2009 (First Round - Baton Rouge, La.)

Defeated Tulane, Loss to Texas A&M

2008 (First Round - Los Angeles, Calif.)

Loss to UCLA

2007 (First Round - Austin, Texas)

Defeated New Mexico State, Loss to Texas

UNC 2002 (Regionals - Lincoln, Neb.)

Defeated Winthrop, South Carolina at home

Loss to Hawai'i

Jill Lytle Wilson was named the head coach of the Virginia Tech volleyball program on January 12, 2017, and enters her second year in Blacksburg.

In her first season as the head coach of the Hokies in 2017, Wilson guided Jaila Tolbert to second-team All-ACC after she owned the highest hitting percentage in the conference for non-middle blockers. Tolbert, a right-side hitter, hit more than .300 in 20 matches and earned Virginia Sports Information Directors (VaSID) all-state honors.

Wilson also was key in the development of Kaity Smith, who was named to the ACC All-Freshman Team, as well as the VaSID Freshman of the Year. Smith started the season breaking a school record, putting down 30 kills in her debut – a program first.

Picking up two wins over Virginia in her first season, Wilson contributed to a full point in the Virginia529 Commonwealth Clash. Wilson led Tech to two nonconference tournament titles her opening season, winning the Pepsi Panther Invitational and A-State Invitational. At the A-State Invitational, the Hokies took down Arkansas State and SMU, two teams that won 20-plus matches and earned a bid to the National Invitational Volleyball Championship (NIVC).

Wilson joined the Hokies after an extremely successful run on the bench at LSU where, as the recruiting coordinator, she signed five top-30 recruiting classes according to PrepVolleyball.com. She also helped lead the Tigers to six NCAA Tournament appearances and the 2009 SEC Championship, as well as 25-win seasons in 2007, 2009 and 2010. The Tigers averaged over 20 wins per season during her time on the LSU staff.

"We are excited to welcome Jill and her husband, Jared, to Virginia Tech," Virginia Tech Director of Athletics Whit Babcock said after the announcement of her hiring. "Jill served as an integral component of an LSU program that became a perennial NCAA tournament team during her tenure in the highly-competitive Southeastern Conference. We heard from some of the most respected coaches in the country about Jill's many talents, and their sentiments were very consistent that the school that recruited her away from her alma mater was going to be fortunate to have Jill lead their volleyball program."

Along with her reputation as a staunch recruiter, Wilson helped produce 15 All-SEC selections, four American Volleyball Coaches Association All-South Region First Team picks and an AVCA First Team All-American and SEC Player of the Year in middle blocker Brittnee Cooper.

No stranger to the ACC, Wilson was an assistant at North Carolina from 2002-04 before serving as the top assistant at Wake Forest in 2006. She coached two All-Americans, an ACC Player of the Year and helped lead the Tar Heels to the 2002 regular season ACC Championship and an NCAA Sweet Sixteen appearance. With the Demon Deacons, Wilson trained outside and right side hitters along with assisting in recruiting prospective student-athletes and organizing all team travel.

Wilson broke into coaching in 2001 as a graduate assistant coach at Tennessee-Martin. The Skyhawks finished the campaign with a 24-7 record and won the Ohio Valley Conference regular season championship.

A four-year starter at outside hitter at LSU from 1997-2000, Wilson ranked sixth in the SEC with 23 service aces during her senior campaign that also saw the Tigers appear in the 2000 SEC Tournament finals.

Wilson exemplified the Virginia Tech spirit of Ut Prosim while she was a student-athlete. She was the Tigers' representative on the women's at-large SEC Good Works Team in 1999-00 and she was named the LSU Student-Athlete Volunteer of the Year in 2000.

The Richmond, Texas, native graduated from LSU with a B.S. in business administration with concentration in pre-law. While at UT-Martin, Wilson pursued graduate studies in health and human performance.





CAROL RAFFETY

Junior | 5-11
L/DS | Novato, Calif.

High School/Club Team
Marin Catholic | Absolute

Major: Criminology

5

AT THE NET

- Played in all 31 matches in 2017.
- Picked up where she left off last fall posting 17 digs in the opener versus Idaho State.
- Had a career night against Milwaukee, tallying 14 digs and set two career highs - assists (7) and service aces (4).
- Tallied 14-plus digs in all three matches at the A-State Invite.
- Scooped up 17 digs and registered three aces versus Toledo.
- Picked up 18 digs in home opener vs. Radford.
- Logged the second-most digs of the year (21) against FSU.
- Scooped up 10-plus digs in 18 straight matches.
- Broke the freshman digs record with 481 in 2016, a mark that had been held by Amanda Cloyd since 2004.

'17 SEASON HIGH

Kills 1 (3x)
 Hitting percentage..... 1.00 (2x)
 Assists..... 7 (2x)
 Aces..... 4 at Milwaukee (8/26/17)
 Digs..... 24 Duke (10/22/17)
 Blocks.....

CAREER HIGH

Kills..... 9 at Florida State (10/14/16)
 Hitting percentage..... 1.00 at No. 19 Florida State (9/24/17)
 Assists 7 at Milwaukee (8/26/17)
 Aces 4 at Milwaukee (8/26/17)
 Digs 28 vs. Appalachian State (8/26/16)
 Blocks..... 1 at Florida State (10/14/16)

2017 MATCH-BY-MATCH STATS

Date	Opponent	sp	attack			set			serve			recept			dig			blocking			team		
			k	e	ta	ptc	a	ta	ptc	sa	se	ta	ptc	re	ta	ptc	bs	bs	bs	total		bbs	points
Aug 25, 2017	vs Idaho State	5	0	0	1	0.000	5	-	1	1	-	1	18	944	17	0	0	0	0.00	0	-	392	3-2
Aug 25, 2017	vs South Dakota State	3	0	0	0	0.000	1	-	1	2	-	1	13	920	10	0	0	0	0.00	0	-	402	3-0
Aug 26, 2017	at Milwaukee	5	0	0	1	0.000	7	-	4	1	-	0	24	1000	14	0	0	0	0.00	0	-	293	3-2
Sep 1, 2017	vs Ole Miss	5	0	0	1	0.000	2	-	1	3	-	1	1	000	14	0	0	0	0.00	0	-	144	2-3
Sep 1, 2017	at Arkansas State	4	0	0	0	0.000	4	-	1	1	-	0	0	000	14	0	0	0	0.00	0	-	174	3-1
Sep 2, 2017	vs SMU	3	0	0	0	0.000	3	-	0	1	-	0	0	0.000	15	0	0	0	0.00	0	-	277	3-0
Sep 8, 2017	at Marshall	3	0	0	0	0.000	2	-	1	1	-	1	20	950	11	0	0	0	0.00	0	-	253	0-3
Sep 9, 2017	vs Maryland	3	0	0	0	0.000	4	-	0	0	-	2	21	925	8	0	0	0	0.00	0	-	195	0-3
Sep 9, 2017	vs Toledo	4	0	0	0	0.000	3	-	3	1	-	0	10	1000	17	0	0	0	0.00	0	-	339	3-1
Sep 15, 2017	RADFORD	3	0	0	0	0.000	2	-	0	0	-	3	30	900	18	0	0	0	0.00	1	-	010	0-3
Sep 15, 2017	FSU	3	0	0	0	0.000	0	-	1	0	-	3	48	938	16	0	0	0	0.00	1	-	038	0-3
Sep 22, 2017	at Miami	4	1	1	4	0.000	2	-	0	1	-	3	41	927	10	0	0	0	0.00	0	-	161	1-3
Sep 24, 2017	at Florida State	4	1	0	1	0.000	5	-	0	0	-	0	32	1000	21	0	0	0	0.00	1	-	175	1-3
Sep 27, 2017	at Virginia	4	0	0	1	0.000	5	-	1	0	-	1	25	960	16	0	0	0	0.00	0	-	259	3-1
Oct 1, 2017	at Pitt	3	0	0	0	0.000	1	-	1	0	-	1	11	909	10	0	0	0	0.00	0	-	032	0-3
Oct 6, 2017	LOUISVILLE	4	0	0	1	0.000	5	-	0	1	-	2	26	923	16	0	0	0	0.00	0	-	162	1-3
Oct 8, 2017	NOTRE DAME	4	0	0	0	0.000	5	-	3	1	-	2	16	975	16	0	0	0	0.00	0	-	134	1-3
Oct 13, 2017	at North Carolina	4	0	1	2	-500	2	-	1	2	-	3	30	900	11	0	0	0	0.00	0	-	185	1-3
Oct 15, 2017	at NC State	4	0	0	2	0.000	6	-	1	2	-	0	34	1000	16	0	0	0	0.00	0	-	211	1-3
Oct 20, 2017	WAKE FOREST	3	0	0	0	0.000	3	-	3	3	-	3	22	1038	14	0	0	0	0.00	0	-	218	3-0
Oct 22, 2017	DUKE	5	0	1	2	-500	7	-	3	0	-	2	27	928	24	0	0	0	0.00	0	-	251	2-3
Oct 27, 2017	at Syracuse	3	0	0	0	0.000	2	-	0	0	-	1	29	966	11	0	0	0	0.00	0	-	097	0-3
Oct 28, 2017	at Boston College	4	0	0	0	0.000	4	-	0	2	-	2	20	903	13	0	0	0	0.00	0	-	133	1-3
Nov 03, 2017	GEORGIA TECH	3	1	0	1	0.000	2	-	3	2	-	1	23	957	12	0	0	0	0.00	0	-	198	0-3
Nov 05, 2017	CLEMSON	4	0	0	1	0.000	5	-	1	3	-	0	19	1000	11	0	0	0	0.00	0	-	273	3-1
Nov 10, 2017	at Notre Dame	3	0	0	0	0.000	2	-	0	1	-	0	14	1000	16	0	0	0	0.00	0	-	059	0-3
Nov 12, 2017	at Louisville	3	0	0	1	0.000	2	-	0	1	-	1	17	941	8	0	0	0	0.00	0	-	183	0-3
Nov 17, 2017	FLORIDA STATE	4	0	1	2	0.000	4	-	1	2	-	1	24	958	14	0	0	0	0.00	0	-	196	1-3
Nov 19, 2017	MIAMI	3	0	0	0	0.000	4	-	0	2	-	1	16	938	9	0	0	0	0.00	0	-	205	0-3
Nov 22, 2017	VIRGINIA	5	0	0	1	0.000	5	-	1	3	-	1	25	960	16	0	0	0	0.00	0	-	261	3-2
Nov 24, 2017	PITT	3	0	0	0	0.000	2	-	0	0	-	1	22	955	20	0	0	0	0.00	0	-	207	0-3
		115	3	3	21	0.000	102	-	32	37	-	35	650	946	440	0	0	0	0.00	3	-		

Sets played: 115
 Kills per set: 0.03
 Service aces per set: 0.28
 Digs per set: 3.83



ANGEL ROBINSON

Freshman | 6-0
MB | Norman, Okla.

High School/Club Team
Norman North | Peak

Major: University Studies

6

AT THE NET

- Four-year letterwinner coached by Stephanie Kane at North Norman.
- Guided North Norman to the OSSAA 6A State Championship matches two years in a row, finishing runner-up in 2016 and 2017.
- Also led the Timberwolves to an unblemished record in conference play and a 31-4 overall record in 2017.
- 2017 OSSAA All-State Big West selection.
- 2017 OSSAA All-State Tournament Team selection.
- Team captain in 2017.
- Earned the most driven athlete award.
- Tabbed most improved player her ninth-grade season.

SEASON/CAREER HIGH

Kills
 Hitting percentage.....
 Assists.....
 Aces.....
 Digs.....
 Blocks.....





PEYTON YELICH

Freshman | 6-3
MB | Crown Point, Ind.

High School/Club Team
Crown Point| Ignite Elite

Major: University Studies

13

AT THE NET

- Four-year letterwinner coached by Allison Duncan at Crown Point.
- IHSAA All-State selection.
- Two-time all-conference pick.
- Two-time All-Area honoree.
- Led Crown Point to two perfect seasons in conference play, garnering two conference titles and two sectional and regional crowns.
- Guided Crown Point to the IHSAA State Championship match.
- Three-time Indiana All-Star Team member.
- IHSAA North vs. South MVP.
- Three-time Blocker of the Year.
- 2016 AVCA Phenom List honoree.
- Led Ignite Elite to a third-place finish at the 18U Open Divisions in Gold.
- PrepVolleyball.com's Preseason High School All-American Watch List.
- Under Armour All-American Watch List.
- Team captain in 2017.

SEASON/CAREER HIGH

Kills
Hitting percentage.....
Assists.....
Aces.....
Digs
Blocks.....



ESTER TALAMAZZI (Tal-uh-MAHT-zee)

Sophomore | 6-0
OH | Campo Ligure, Genoa, Italy

High School/Club Team
Liceo Scientifico A. Antonelli | Volleyro'

Major: Business

14

- 2017-18 All-ACC Academic Volleyball Team**
- 2017-18 ACC Academic Honor Roll**
- ACC Freshman of the Week (9/4/17)**
- A-State Invitational MVP**
- A-State Invitational All-Tournament Team**

AT THE NET

- Played in all 31 matches, drawing 26 starts in 2017.
- Posted a career-high 17 kills against Notre Dame (10/8).
- Averaged five kills per set against Florida State (11/17).
- Had her highest hitting percentage of the season (.462) against South Dakota State (8/25).
- Logged 16 digs against Virginia (9/27).
- Had a career-high four service aces against Virginia both times they played (9/27, 11/22).
- Tallied four blocks against Wisconsin-Milwaukee (8/26).
- Posted seven double-doubles.
- Ended the season with 290 kills and 27 service aces, second-highest on the team.
- Tied with Annie Spicer for eighth all-time in freshman kills.
- One of only two Hokies to make the ACC Volleyball All-Academic Team, joining setter Rhegan Mitchell.

CAREER/SEASON HIGH

Kills 17 Notre Dame (10/8/17)
Hitting percentage..... .462 vs. South Dakota State (8/25/17)
Assists..... 3 at Boston College (10/29/17)
Aces..... 4 (2x)
Digs..... 16 (2x)
Blocks..... 4 (2x)

2017 MATCH-BY-MATCH STATS

Date	Opponent	sp	k	a	ta	ptc	a	ta	ptc	sa	se	re	ptc	di	bs	ba	be	total	bbe	points	team	hltm	score		
Aug 25, 2017	vs Idaho State	*3	14	5	30	.333	0	-	-	0	0	-	-	2	15	0	0	2	0	0	0	-	352	3-2	
Aug 25, 2017	vs South Dakota State	*3	8	2	13	.462	1	-	-	0	0	-	0	11	1,000	3	0	0	0	0	0	-	402	3-0	
Aug 26, 2017	at Milwaukee	*3	9	5	29	.156	1	-	-	1	1	-	1	29	956	6	0	4	2	4	0	-	293	3-2	
Sep 1, 2017	vs Ole Miss	*3	14	5	46	.196	0	-	-	1	1	-	3	3	0,000	16	0	4	0	4	0	-	144	2-3	
Sep 1, 2017	at Arkansas State	*4	11	5	36	.167	2	-	-	0	1	-	0	0	0,000	8	0	0	0	0	0	-	174	3-1	
Sep 2, 2017	vs SMU	*3	13	2	39	.286	0	-	-	0	2	-	1	1	0,000	4	0	0	0	0	0	-	277	3-0	
Sep 8, 2017	at Marshall	*3	9	5	27	.145	0	-	-	0	2	-	0	2	1,000	9	0	1	0	1	0	-	253	0-3	
Sep 9, 2017	vs Maryland	*3	8	6	32	.062	1	-	-	1	0	-	0	14	1,000	9	0	0	0	0	0	-	195	0-3	
Sep 9, 2017	vs Toledo	*4	11	5	28	.214	2	-	-	1	2	-	0	17	1,000	5	0	0	0	0	0	-	339	3-1	
Sep 15, 2017	at RANDOLPH	*3	7	11	40	-.100	0	-	-	0	1	-	0	8	1,000	5	0	0	0	0	0	-	310	0-3	
Sep 16, 2017	ETSU	*3	12	5	42	.167	0	-	-	2	0	-	0	6	1,000	8	0	0	1	0	1	0	-	036	0-3
Sep 22, 2017	at Miami	*4	15	9	48	.125	0	-	-	2	5	-	2	19	895	15	0	0	0	0	0	-	161	1-3	
Sep 24, 2017	at Florida State	*3	15	9	48	.125	2	-	-	2	2	-	1	30	867	15	0	0	0	0	0	-	175	1-3	
Sep 27, 2017	at Virginia	*4	16	3	36	.361	2	-	-	4	4	-	0	17	1,000	16	0	1	0	1	0	-	339	3-1	
Oct 1, 2017	at Pitt	*4	14	12	35	.057	1	-	-	2	2	-	0	14	1,000	4	0	1	1	1	0	-	032	0-3	
Oct 5, 2017	LOUISVILLE	*6	11	12	43	-.023	0	-	-	0	3	-	0	19	947	11	0	1	1	0	0	-	162	1-3	
Oct 8, 2017	NOTRE DAME	*4	17	14	52	.058	0	-	-	2	1	-	0	1	31	968	9	0	0	1	0	-	134	1-3	
Oct 13, 2017	at North Carolina	*4	11	8	31	.097	0	-	-	2	4	-	3	28	859	15	0	1	0	1	0	-	185	1-3	
Oct 15, 2017	at NC State	*4	11	5	34	.176	1	-	-	1	2	-	0	24	1,000	13	0	2	0	2	0	-	211	1-3	
Oct 20, 2017	WAKE FOREST	*3	8	2	21	.286	0	-	-	1	2	-	0	18	1,000	3	0	0	0	0	0	-	318	3-0	
Oct 22, 2017	DUKE	*3	15	8	39	.179	1	-	-	0	3	-	2	28	929	6	0	0	0	0	0	-	251	2-3	
Oct 27, 2017	at Syracuse	*3	5	4	20	.050	1	-	-	0	1	-	0	11	1,000	6	0	0	0	0	0	-	087	0-3	
Oct 29, 2017	at Boston College	*4	2	3	12	-.083	3	-	-	0	1	-	0	1	10	903	3	0	1	1	0	-	133	1-3	
Nov 03, 2017	GEORGIA TECH	*1	0	0	0	.000	0	-	-	0	0	-	0	0	0,000	0	0	0	0	0	0	-	198	0-3	
Nov 05, 2017	CLEMSON	*1	1	1	2	.000	0	-	-	0	0	-	0	0	0,000	0	0	0	0	0	0	-	273	3-1	
Nov 10, 2017	at Notre Dame	*1	1	1	5	.000	0	-	-	0	0	-	0	0	0,000	3	0	0	0	0	0	-	059	0-3	
Nov 12, 2017	at Louisville	*2	1	1	15	.000	0	-	-	1	2	-	1	15	933	2	0	2	0	2	0	-	183	0-3	
Nov 17, 2017	FLORIDA STATE	*3	15	8	37	.189	1	-	-	0	1	-	1	19	947	6	0	1	0	1	0	-	186	1-3	
Nov 19, 2017	MIAMI	*3	11	7	25	.160	1	-	-	0	0	-	0	17	1,000	7	0	0	0	0	0	-	205	0-3	
Nov 22, 2017	VIRGINIA	*5	3	4	18	-.056	2	-	-	4	2	-	0	27	1,000	15	0	0	0	0	0	-	261	3-2	
Nov 24, 2017	PITT	*3	2	6	15	.133	2	-	-	2	2	-	1	23	1,000	10	0	0	0	0	0	-	202	0-3	
			108	290	168	888	.137	24	-	27	47	-	20	459	956	228	0	24	5	24	0	-			

Sets played: 106
Kills per set: 2.74
Assists per set: 0.23
Service aces per set: 0.25
Digs per set: 2.16
Blocks per set: 0.23



KAI YOUNG

Sophomore | 5-11
MB | Charlotte, N.C.

High School/Club Team
Charlotte Christian | Carolina Union

Major: Public Relations

22

AT THE NET

- Played in 17 matches, drawing two starts in 2017.
- Tallied two kills and one block in her debut versus Idaho State.
- Recorded one block against Arkansas State.
- Turned in a kill and a block against Marshall.
- Posted the first dig of her career in Tech's win over Toledo.
- Registered two career highs versus Notre Dame – four kills and three blocks.
- Tallied three blocks versus North Carolina, tying a season high.
- Set two career highs with seven kills and seven blocks vs. BC.
- Young's seven blocks vs. BC was the most by a Hokie last season.
- All-Conference selection as a senior at Charlotte Christian.
- Also ran track at Charlotte Christian.
- Father, Bryant Young, played football at Notre Dame and was a 14-year NFL veteran with the San Francisco 49ers, earning four Pro Bowls and a XXIX Super Bowl ring. He currently coaches the defensive line for the Atlanta Falcons, entering his second year on the staff under Head Coach Dan Quinn.
- Mother ran track at Notre Dame.

CAREER/SEASON HIGH

Kills.....7 at Boston College (10/29/17)
 Hitting percentage.....1.00 (3x)
 Assists.....
 Aces.....
 Digs.....1 vs. Toledo (9/9/17)
 Blocks.....7 at Boston College (10/29/17)

2017 MATCH-BY-MATCH STATS

Date	Opponent	st	k	a	ta	ptc	a	ta	ptc	sa	sa	ta	ptc	re	re	ta	ptc	dig	bs	bs	be	total	bhe	points	hifs	score
Aug 25, 2017	vs South Dakota State	2	0	2	1.000	0	-	-	-	0	0	-	-	0	0	0.000	0	0	1	0	0	0	0	-	452	3-0
Sep 1, 2017	vs Ole Miss	1	0	0	0.000	0	-	-	-	0	0	-	-	0	0	0.000	0	0	0	0	0	0	0	-	144	2-3
Sep 1, 2017	at Arkansas State	2	0	0	1.000	0	-	-	-	0	0	-	-	0	0	0.000	0	0	1	0	1	0	0	-	174	3-1
Sep 8, 2017	at Marshall	1	0	1	1.000	0	-	-	-	0	1	-	-	0	0	0.000	0	0	1	0	1	0	0	-	253	0-3
Sep 9, 2017	vs Maryland	1	0	2	2.000	0	-	-	-	0	0	-	-	0	0	0.000	0	0	0	0	0	0	0	-	195	0-3
Sep 9, 2017	vs Toledo	1	0	1	1.000	0	-	-	-	0	0	-	-	0	0	0.000	1	0	0	0	0	0	0	-	339	3-1
Sep 15, 2017	RAIDERS	2	0	0	0.000	0	-	-	-	0	0	-	-	0	0	0.000	0	0	0	0	0	0	0	-	010	0-3
Sep 16, 2017	ETSU	1	0	0	0.000	0	-	-	-	0	0	-	-	0	0	0.000	0	0	0	0	0	0	0	-	036	0-3
Oct 6, 2017	LOUISVILLE	1	0	0	0.000	0	-	-	-	0	0	-	-	0	0	0.000	0	0	0	0	0	0	0	-	162	1-3
Oct 8, 2017	NOTRE DAME	4	4	2	12.167	0	-	-	-	0	0	-	-	0	3	1.000	0	1	2	1	3	0	0	-	194	1-3
Oct 13, 2017	at North Carolina	4	2	3	11.091	0	-	-	-	0	0	-	-	0	0	0.000	0	0	3	0	3	0	0	-	185	1-3
Oct 22, 2017	DUKE	1	0	0	0.000	0	-	-	-	0	0	-	-	0	0	0.000	0	0	0	0	0	0	0	-	251	2-3
Oct 27, 2017	at Syracuse	*3	3	1	7.286	0	-	-	-	0	0	-	-	0	1	1.000	0	0	4	0	4	0	0	-	097	0-3
Oct 29, 2017	at Boston College	*4	7	5	17.118	0	-	-	-	0	0	-	-	0	0	0.000	0	0	7	1	7	0	0	-	133	1-3
Nov 05, 2017	CLEMSON	1	0	1	1.000	0	-	-	-	0	0	-	-	0	0	0.000	0	0	0	0	0	0	0	-	273	3-1
Nov 17, 2017	FLORIDA STATE	3	0	0	2.000	0	-	-	-	0	0	-	-	0	0	0.000	0	2	0	2	0	0	0	-	196	1-3
Nov 19, 2017	MIAMI	1	1	0	1.000	0	-	-	-	0	0	-	-	0	0	0.000	0	0	0	0	0	0	0	-	205	0-3
		34	20	13	58.121	0	-	-	-	0	1	-	-	0	4	1.000	1	1	21	2	22	0	0	-		

Sets played: 34
 Kills per set: 0.59
 Digs per set: 0.03
 Blocks per set: 0.65



TALYN JACKSON

Freshman | 5-11
S | Gardnerville, Nev.

High School/Club Team
Douglas | Silve State

Major: Unviersity Studies

23

AT THE NET

- Enrolled in January, practicing with the team this past spring and playing in its scrimmages.
- Four-year varsity letterwinner coached by Suzi Townsell at Douglas
- Named to the Class of 2018 Senior Aces Top 150
- Tabbed Soph79 by PrepVolleyball.com
- Recognized Frosh59 by PrepVolleyball.com
- USA Volleyball High Performance Indoor Girls' Select National A1 Team member
- NIAA All-State selection
- NIACC All-State 4A Academic Team
- 2017 All-League Player of the Year
- Ranked first in NIAA in hitting percentage in 2017
- Led Douglas in assists and service aces every year
- Three-time All-League honoree
- Racked up four triple-doubles and 20 double-doubles in prep career
- MaxPreps/AVCA High School National Player of the Week for the state of Nevada
- Led Douglas to a Regional Championship in 2014
- Team captain in 2017.

SEASON/CAREER HIGH

Kills.....
 Hitting percentage.....
 Assists.....
 Aces.....
 Digs.....
 Blocks.....



2017 NCAA STATS

Statistic	National Rank	Conference Rank	Value	National Leader	Conference		
					Value	Leader	Value
Aces Per Set (334 ranked)	275	11	1.00	UMES	2.00	Miami (FL)	1.71
Assists Per Set (334 ranked)	182	9	11.74	Fla. Atlantic	14.40	Pittsburgh	13.54
Blocks Per Set (334 ranked)	269	15	1.70	VCU	3.29	North Carolina	2.82
Digs Per Set (334 ranked)	279	11	13.43	Valparaiso	20.03	Notre Dame	18.17
Hitting Percentage (334 ranked)	162	10	0.203	Penn St.	0.339	Pittsburgh	0.271
Kills Per Set (334 ranked)	179	8	12.52	UNI	15.24	Pittsburgh	14.50
Match W-L Pctg. (333 ranked)	258	12	0.323	Penn St.	0.943	Pittsburgh	0.788
Opp Hitting Percentage (334 ranked)	301	13	0.241	VCU	0.130	Notre Dame	0.156
Team Assists (334 ranked)	155	10	1,350	UNI	1,857	NC State	1,667
Team Attacks Per Set (334 ranked)	296	14	33.07	Valparaiso	41.62	Notre Dame	39.91
Team Digs (334 ranked)	242	9	1,545	UNI	2,581	Notre Dame	2,217
Team Kills (334 ranked)	160	9	1,440	UNI	1,997	NC State	1,768
Team Service Aces (334 ranked)	263	9	115	UMES	268	Notre Dame	191
Team Total Attacks (334 ranked)	221	12	3,803	Sacramento St.	5,732	Notre Dame	4,869
Team Total Blocks (334 ranked)	245	15	196.0	VCU	381.5	Syracuse	357.0

Statistic	Player	National Rank	Conference Rank	Value	National Leader	Conference		
						Value	Leader	Value
Aces Per Set (150 ranked)					Sien Gallop, Saint Louis	0.67	Natalie Johnson, Notre Dame	0.41
Assists Per Set (150 ranked)	Rhegan Mitchell	111	6	9.93	Ivone Martinez, Fla. Atlantic	12.81	Kamalani Akeo, Pittsburgh	10.75
Attacks Per Set (150 ranked)					Lindsey Ruddins, UC Santa Barbara	15.18	Jemma Yeadon, Notre Dame	13.22
Blocks Per Set (300 ranked)					Rhamat Alhassan, Florida	1.70	Taryn Knuth, Florida St.	1.49
Digs Per Set (150 ranked)					Kallie Seimet, Bowling Green	6.81	Ryann DeJarld, Notre Dame	6.12
Hitting Percentage (150 ranked)	Jaila Tolbert	119	7	0.331	Haleigh Washington, Penn St.	0.492	Beth Nordhorn, North Carolina	0.378
Kills Per Set (150 ranked)					Lindsey Ruddins, UC Santa Barbara	5.84	Olga Strantzali, Miami (FL)	4.53
Kills SG Highs (0 ranked)								
Points (148 ranked)					Pilar Victoria, Arkansas	705.0	Olga Strantzali, Miami (FL)	568.0
Points Per Set (150 ranked)					Lindsey Ruddins, UC Santa Barbara	6.46	Olga Strantzali, Miami (FL)	5.16
Service Aces (135 ranked)					Sien Gallop, Saint Louis	67	Natalie Johnson, Notre Dame	50
Total Assists (150 ranked)	Rhegan Mitchell	89	6	1,122	Kennedy Kurtz, Sacramento St.	1,611	Kylie Pickrell, NC State	1,301
Total Attacks (150 ranked)					Emily Thorson, Tulsa	1,710	Jemma Yeadon, Notre Dame	1,533
Total Blocks (198 ranked)					Faith Dooley, North Dakota	202	Santita Ebangwese, Syracuse	166
Total Digs (300 ranked)	Carol Raffety	179	7	440	Courtney Pence, Illinois St.	821	Ryann DeJarld, Notre Dame	747
Total Kills (148 ranked)					Pilar Victoria, Arkansas	634	Olga Strantzali, Miami (FL)	498
Triple Doubles (12 ranked)					Taylor Smith, Eastern Ill.	10	Holly Carlton, North Carolina	4



2017 OVERALL SEASON STATS



The Automated ScoreBook
 Virginia Tech Combined Team Statistics (as of Nov 27, 2017)
All matches



Overall record: 10-21 Conf: 4-16 Home: 3-9 Away: 3-10 Neutral: 4-2

#	Player	sp	Attack				Set		Serve			Dig		Blocking					points			
			k	k/s	e	ta	pct	a	a/s	sa	se	sa/s	re	dig	dig/s	bs	ba	total		blk/s	be	bhe
4	Jaila Tolbert	115	318	2.77	100	659	.331	11	0.10	4	8	0.03	1	75	0.65	7	59	66	0.57	3	2	-
1	Kaity Smith	95	309	3.25	159	826	.182	9	0.09	11	50	0.12	33	190	2.00	4	26	30	0.32	3	1	-
14	Ester Talamazzi	106	290	2.74	168	888	.137	24	0.23	27	47	0.25	20	229	2.16	0	24	24	0.23	5	0	-
6	Stacey Christy	104	160	1.54	53	368	.291	8	0.08	8	14	0.08	0	29	0.28	8	62	70	0.67	3	1	-
3	Cara Cunningham	100	132	1.32	50	333	.246	4	0.04	8	16	0.08	1	21	0.21	12	69	81	0.81	9	0	-
19	Marisa Cerchio	76	114	1.50	65	333	.147	1	0.01	0	0	0.00	0	15	0.20	3	22	25	0.33	2	0	-
9	Rhegan Mitchell	113	66	0.58	24	203	.207	11	22	10	12	0.09	1	243	2.15	0	34	34	0.30	7	16	-
22	Kai Young	34	20	0.59	13	58	.121	0	0.00	0	1	0.00	0	1	0.03	1	21	22	0.65	2	0	-
21	Kelly Esch	23	17	0.74	18	69	-.014	1	0.04	0	0	0.00	1	3	0.13	0	2	2	0.09	2	0	-
15	Melody Caloyannides	15	8	0.53	10	31	-.065	3	0.20	0	3	0.00	2	22	1.47	0	2	2	0.13	1	0	-
5	Carol Raffety	115	3	0.03	3	21	.000	102	0.89	32	37	0.28	35	440	3.83	0	0	0	0.00	0	3	-
11	Mandy Powers	14	2	0.14	2	8	.000	42	3.00	0	1	0.00	0	14	1.00	0	1	1	0.07	0	1	-
16	Rhana Mitchell	39	1	0.03	0	1	1.000	7	0.18	0	5	0.00	5	47	1.21	0	0	0	0.00	0	1	-
10	Kylie Thomas	53	0	0.00	0	0	.000	6	0.11	8	5	0.15	5	78	1.47	0	0	0	0.00	0	0	-
8	Alex Toben	34	0	0.00	1	1	-1.000	2	0.06	1	5	0.03	6	35	1.03	0	0	0	0.00	0	0	-
20	Abby McKinzie	89	0	0.00	0	3	.000	8	0.09	6	11	0.07	23	103	1.16	0	0	0	0.00	0	0	-
VIRGINIA TECH		115	1440	12.52	667	3803	.203	1350	11.74	115	215	1.00	156	1545	13.43	35	322	196.0	1.70	37	25	-
Opponents		115	1487	12.93	568	3817	.241	1383	12.03	156	213	1.36	114	1479	12.86	54	423	265.5	2.31	37	33	-

Team Statistics	VT	OPP
ATTACK		
Kills	1440	1487
Errors	667	568
Total Attacks	3803	3817
Attack Pct	.203	.241
Kills/Set	12.5	12.9
SET		
Assists	1350	1383
Assists/Set	11.7	12.0
SERVE		
Aces	115	156
Errors	215	213
Aces/Set	1.0	1.4
SERVE RECEPTIONS		
Errors	156	114
Errors/Set	1.4	1.0
Attempts	2346	2202
Reception Pct	.934	.948
DEFENSE		
Digs	1545	1479
Digs/Set	13.4	12.9
BLOCKING		
Block Solo	35	54
Block Assist	322	423
Total Blocks	196.0	265.5
Blocks/Set	1.7	2.3
Block Errors	37	37
Ball handling errors	25	33
ATTENDANCE		
Total	9822	26792
Dates/Avg Per Date	12/818	13/2061
Neutral site #/Avg	6/423	
Current win streak	0	-
Home win streak	0	-

Date	Opponent	Score	Score by set	Att.
Aug 25	vs Idaho State	w 3-2	21-25,25-20,25-17,22-25,15-11	152
Aug 25	vs South Dakota State	w 3-0	25-16,25-12,25-19	111
Aug 26	at Milwaukee	w 3-2	23-25,25-23,18-25,25-21,15-10	419
Sep 1	vs Ole Miss	L 2-3	16-25,26-24,25-18,17-25,3-15	352
Sep 1	at Arkansas State	w 3-1	18-25,25-23,25-20,25-20	352
Sep 2	vs SMU	w 3-0	25-23,26-24,25-20	446
Sep 8	at Marshall	L 0-3	21-25,27-29,21-25	645
Sep 9	vs Maryland	L 0-3	22-25,15-25,22-25	738
Sep 9	vs Toledo	w 3-1	25-17,21-25,25-21,25-16	738
Sep 15	RADFORD	L 0-3	16-25,23-25,20-25	873
Sep 16	ETSU	L 0-3	20-25,21-25,14-25	563
*Sep 22	at Miami	L 1-3	20-25,25-23,18-25,23-25	475
*Sep 24	at #19 Florida State	L 1-3	19-25,25-23,15-25,20-25	832
*Sep 27	at Virginia	w 3-1	25-27,25-10,25-18,25-21	1084
*Oct 1	at Pitt	L 0-3	13-25,22-25,17-25	519
*Oct 6	LOUISVILLE	L 1-3	25-20,17-25,19-25,17-25	2361
*Oct 8	NOTRE DAME	L 1-3	17-25,25-21,23-25,19-25	574
*Oct 13	at North Carolina	L 1-3	25-22,21-25,20-25,16-25	19246
*Oct 15	at NC State	L 1-3	26-24,16-25,20-25,21-25	991
*Oct 20	WAKE FOREST	w 3-0	25-20,25-21,25-20	882
*Oct 22	DUKE	L 2-3	29-27,25-19,23-25,15-25,13-15	787
*Oct 27	at Syracuse	L 0-3	19-25,13-25,18-25	189
*Oct 29	at Boston College	L 1-3	25-18,14-25,19-25,23-25	287
*Nov 03	GEORGIA TECH	L 0-3	22-25,22-25,19-25	1179
*Nov 05	CLEMSON	w 3-1	14-25,25-9,25-14,25-13	491
*Nov 10	at Notre Dame	L 0-3	16-25,18-25,15-25	844
*Nov 12	at Louisville	L 0-3	26-28,18-25,16-25	909
*Nov 17	FLORIDA STATE	L 1-3	17-25,21-25,25-20,21-25	579
*Nov 19	MIAMI	L 0-3	19-25,22-25,14-25	468
*Nov 22	VIRGINIA	w 3-2	25-27,25-19,13-25,25-19,15-10	554
*Nov 24	PITT	L 0-3	22-25,24-26,25-27	511

Record in 3-set matches:3-11 • Record in 4-set matches:4-8 • Record in 5-set matches:3-2



2017 CONFERENCE SEASON STATS



The Automated ScoreBook
 Virginia Tech Combined Team Statistics (as of Nov 27, 2017)
 Conference matches



Overall record: 4-16 Conf: 4-16 Home: 3-7 Away: 1-9 Neutral: 0-0

#	Player	sp	Attack				Set		Serve			Dig		Blocking					points			
			k	k/s	e	ta	pct	a	a/s	sa	se	sa/s	re	dig	dig/s	bs	ba	total		blk/s	be	bhe
4	Jaila Tolbert	74	222	3.00	70	454	.335	9	0.12	2	6	0.03	1	58	0.78	5	38	43	0.58	3	1	-
14	Ester Talamazzi	65	174	2.68	112	527	.118	17	0.26	21	37	0.32	13	150	2.31	0	11	11	0.17	2	0	-
1	Kaity Smith	60	170	2.83	104	485	.136	7	0.12	5	25	0.08	23	124	2.07	2	23	25	0.42	3	1	-
19	Marisa Cerchio	59	99	1.68	62	294	.126	1	0.02	0	0	0.00	0	15	0.25	2	14	16	0.27	2	0	-
6	Stacey Christy	64	95	1.48	30	222	.293	7	0.11	2	6	0.03	0	14	0.22	1	47	48	0.75	0	0	-
3	Cara Cunningham	69	93	1.35	35	242	.240	4	0.06	4	7	0.06	1	15	0.22	5	48	53	0.77	7	0	-
9	Rhegan Mitchell	74	50	0.68	16	149	.228	739	9.99	6	6	0.08	0	171	2.31	0	25	25	0.34	4	10	-
22	Kai Young	22	17	0.77	12	51	.098	0	0.00	0	0	0.00	0	0	0.00	1	18	19	0.86	2	0	-
21	Melody Caloyannides	13	8	0.62	8	27	.000	3	0.23	0	3	0.00	2	21	1.62	0	2	2	0.15	1	0	-
5	Carol Raffety	74	3	0.04	3	18	.000	69	0.93	19	26	0.26	23	286	3.86	0	0	0	0.00	0	1	-
15	Kelly Esch	5	2	0.40	5	20	-.150	1	0.20	0	0	0.00	0	2	0.40	0	2	2	0.40	0	0	-
16	Rhana Mitchell	26	1	0.04	0	1	1.000	6	0.23	0	5	0.00	5	42	1.62	0	0	0	0.00	0	1	-
11	Mandy Powers	6	0	0.00	0	0	.000	3	0.50	0	0	0.00	0	1	0.17	0	0	0	0.00	0	0	-
10	Kylie Thomas	28	0	0.00	0	0	.000	2	0.07	3	5	0.11	3	23	0.82	0	0	0	0.00	0	0	-
8	Alex Toben	19	0	0.00	1	1	-1.000	1	0.05	1	2	0.05	4	19	1.00	0	0	0	0.00	0	0	-
20	Abby McKinzie	52	0	0.00	0	3	.000	7	0.13	3	9	0.06	16	53	1.02	0	0	0	0.00	0	0	-
VIRGINIA TECH		74	934	12.62	459	2495	.190	876	11.84	66	137	0.89	103	994	13.43	16	228	130.0	1.76	24	14	-
Opponents		74	974	13.16	360	2469	.249	903	12.20	103	128	1.39	66	949	12.82	31	305	183.5	2.48	32	16	-

Team Statistics	VT	OPP	Date	Opponent	Score	Score by set	Att.	
ATTACK								
Kills	934	974	*Sep 22	at Miami	L 1-3	20-25,25-23,18-25,23-25	475	
Errors	459	360	*Sep 24	at #19 Florida State	L 1-3	19-25,25-23,15-25,20-25	832	
Total Attacks	2495	2469	*Sep 27	at Virginia	w 3-1	25-27,25-10,25-18,25-21	1084	
Attack Pct	.190	.249	*Oct 1	at Pitt	L 0-3	13-25,22-25,17-25	519	
Kills/Set	12.6	13.2	*Oct 6	LOUISVILLE	L 1-3	25-20,17-25,19-25,17-25	2361	
SET								
Assists	876	903	*Oct 8	NOTRE DAME	L 1-3	17-25,25-21,23-25,19-25	574	
Assists/Set	11.8	12.2	*Oct 13	at North Carolina	L 1-3	25-22,21-25,20-25,16-25	19246	
SERVE								
Aces	66	103	*Oct 15	at NC State	L 1-3	26-24,16-25,20-25,21-25	991	
Errors	137	128	*Oct 20	WAKE FOREST	w 3-0	25-20,25-21,25-20	882	
Aces/Set	0.9	1.4	*Oct 22	DUKE	L 2-3	29-27,25-19,23-25,15-25,13-15	787	
SERVE RECEPTIONS								
Errors	103	66	*Oct 27	at Syracuse	L 0-3	19-25,13-25,18-25	189	
Errors/Set	1.4	0.9	*Oct 29	at Boston College	L 1-3	25-18,14-25,19-25,23-25	287	
Attempts	1564	1410	*Nov 03	GEORGIA TECH	L 0-3	22-25,22-25,19-25	1179	
Reception Pct	.934	.953	*Nov 05	CLEMSON	w 3-1	14-25,25-9,25-14,25-13	491	
DEFENSE								
Digs	994	949	*Nov 10	at Notre Dame	L 0-3	16-25,18-25,15-25	844	
Digs/Set	13.4	12.8	*Nov 12	at Louisville	L 0-3	26-28,18-25,16-25	909	
BLOCKING								
Block Solo	16	31	*Nov 17	FLORIDA STATE	L 1-3	17-25,21-25,25-20,21-25	579	
Block Assist	228	305	*Nov 19	MIAMI	L 0-3	19-25,22-25,14-25	468	
Total Blocks	130.0	183.5	*Nov 22	VIRGINIA	w 3-2	25-27,25-19,13-25,25-19,15-10	554	
Blocks/Set	1.8	2.5	*Nov 24	PITT	L 0-3	22-25,24-26,25-27	511	
Block Errors	24	32	Record in 3-set matches:1-7 • Record in 4-set matches:2-8 • Record in 5-set matches:1-1					
Ball handling errors	14	16						
ATTENDANCE								
Total	8386	25376						
Dates/Avg Per Date	10/839	10/2538						
Neutral site #/Avg	0/0							
Current win streak	0	-						
Home win streak	0	-						





1
Kaity SMITH
OH | 6-1 | So.
Florence, Ky.




4
Jailla TOLBERT
RS | 6-1 | Sr.
Minneapolis, Minn.
(JAY-lah)



5
Carol RAFFETY
L/DS | 5-11 | Jr.
Novato, Calif.



6
Angel ROBINSON
MB | 6-0 | Fr.
Norman, Okla.



7
Tessa WYNER
OH | 5-11 | Jr.
Charleston, W.Va.



9
Rhegan MITCHELL
S | 5-8 | r-Sr.
Peachtree City, Ga.
(like Ronald Reagan)



10
Kylie THOMAS
L/DS | 5-7 | So.
Sterling, Va



11
Sarah Jane Lynch
S | 6-2 | Fr.
Roswell, Ga.



13
Peyton YELICH
MB | 6-3 | Fr.
Crown Point, Ind.
(Yell-itch)



14
Ester TALAMAZZI
OH | 6-0 | So.
Campo Ligure, Genoa, Italy
(Tal-uh-MAHT-zee)



16
Jennifer WILLIAMS
OH | 6-1 | Fr.
Staunton, Va.




19
Marisa CERCHIO
MB/OH | 6-3 | So.
Cincinnati, Ohio
(SIR-ko)



20
Abby MCKINZIE
L/DS | 5-9 | Jr.
East Leroy, Mich.



21
Melody CALOYANNIDES
OH | 6-0 | Jr.
Reston, Va.
(cal-oh-yahn-EE-dis)



22
Kai YOUNG
MB | 5-11 | So.
Charlotte, N.C.



23
Talyn JACKSON
S | 5-11 | Fr.
Gardnerville, Nev.
(TAL-Lynn)



Jill WILSON
Head Coach
LSU, 2001



John WASIELEWSKI
Associate Head Coach
Penn State, 1990
(Was-uh-LEW-ski)




Thomas AMBERG
Assistant Coach
UCLA, 2012



Leah JOSEPH
Director of Operations
Georgia Southern, 2016



Kayla SCHANBACK
Volunteer Assistant Coach
Campbell, 2018



Kayla RESCO
Head Manager

