

VIRGINIA TECH

2018 FOOTBALL

AMERICA'S LONGEST ACTIVE BOWL STREAK - 25 STRAIGHT | 11 CONFERENCE TITLES - 4 ACC TITLES | HOME OF THE #LPD - 813.0 SACKS & 373 INTS LEAD FBS SINCE 1996 | 100% GRADUATION RATE OF SENIORS SINCE 2012



2017 FINAL RANKINGS

- Associated Press - #24
- Coaches Poll - #25
- CFP - #24

2018 VIRGINIA TECH SCHEDULE

Sept. 3	at Florida State ... 8 p.m.	Sept. 29	at Duke	Nov. 3	BOSTON COLLEGE
Sept. 8	WILLIAM & MARY	Oct. 6	Notre Dame	Nov. 10	at Pitt
Sept. 15	EAST CAROLINA	Oct. 13	at North Carolina	Nov. 17	MIAMI
Sept. 22	at Old Dominion	Oct. 25	GEORGIA TECH	Nov. 23	VIRGINIA

WHAT TO WATCH IN 2018

- Virginia Tech enters its third season under head coach Justin Fuente in 2018.
- Tech will seek to extend its streak of consecutive bowl appearances to 26 straight seasons, the longest active streak recognized by the NCAA and a mark that give VT sole possession of the third-longest in NCAA history.
- The Hokies are also seeking to stretch their Commonwealth Cup victory string over Virginia to 15 consecutive games.
- Tech concluded the 2017 season with a 9-4 mark, finishing the year No. 24 in the AP Top 25 and No. 25 in the Amway USA Today Coaches Poll. The Hokies haven't finished three straight years in the AP Top 25 since doing it eight consecutive years under Frank Beamer (2004-11).

HOKIES AMONG POWER FIVE WIN LEADERS

MOST WINS (1996-PRESENT)

	Record	School	Pct.
1.	229-49	Ohio State	.824
2.	212-68	Florida State	.757
	212-71	Oklahoma	.749
4.	207-76	Alabama	.731
5.	204-76	VIRGINIA TECH	.729

MOST 10-WIN SEASONS (1999-PRESENT)

1.	15	Oklahoma	Stoops (14), Riley (1)
2.	13	Ohio State	Tressell (8), Meyer (5)
3.	13	Alabama	Saban (10), Others (3)
4.	12	VIRGINIA TECH	Beamer (11), Fuente (1)
5.	12	TCU	Patterson (12)

MOST WINS (1999-PRESENT)

	Record	School	Pct.
1.	200-49	Oklahoma	.803
2.	199-45	Ohio State	.816
3.	187-62	Alabama	.751
4.	181-64	USC	.739
	181-65	Georgia	.736
6.	180-66	Florida State	.732
7.	179-68	VIRGINIA TECH	.725
8.	178-64	LSU	.736
9.	178-70	Wisconsin	.718
10.	177-60	TCU	.747

ALL-TIME LONGEST CFB BOWL STREAKS

1.	35	Nebraska	1969-2002
2.	33	Michigan	1975-2006
3.	25	VIRGINIA TECH	1993-present
	25	Alabama	1959-1982
5.	24*	Florida State	1982-2004

*2005 Bowl Appearance Vacated by NCAA

2018 SCHEDULE TIDBITS

- Tech will open the season at FSU on Labor Day (9/3).
- Notre Dame will make its debut at Lane Stadium (10/6).
- The Hokies will host Georgia Tech on a Thursday night (10/25) and will face Virginia on a Friday (11/23).
- Tech will have seven home games in 2018 and will play at Old Dominion for the first time (9/22).

VIRGINIA TECH RETURNING LETTERWINNERS (40)

OFFENSE (19) DEFENSE (19) SPECIALISTS (2)

VIRGINIA TECH RETURNING STARTERS (14)

OFFENSE (7) - T Kyle Chung, QB Josh Jackson, TE Dalton Keene, WR Eric Kumah, T Yosuah Nijman, G Braxton Pfaff and WR Sean Savoy

DEFENSE (6) - CB Adonis Alexander, DB Reggie Floyd, DE Trevon Hill, DE Vinny Mihota, DB Mook Reynolds and DT Ricky Walker

SPECIALISTS (1) - P Oscar Bradburn

BEST TWO-YEAR QB DEBUTS FOR HOKIES

- QB Josh Jackson guided Tech to nine victories as the Hokies' starting QB in 2017. He has a shot to etch his name among other Tech signal callers who piled up plenty of wins in their initial two seasons as starters.

BEST WIN PCT. (SINCE 1995)

1ST TWO SEASONS AS VT STARTING QB

1.	20-1 (.952)	Michael Vick	1999-00
2.	20-4 (.833)	Jim Druckenmiller	1995-96
3.	21-6 (.778)	Sean Glennon	2006-07
4.	20-7 (.741)	Tyrod Taylor	2008-09
5.	18-9 (.667)	Bryan Randall	2002-03
	18-9 (.667)	Logan Thomas	2011-12

FIVE OF TOP SIX RUSHERS RETURN IN 2018

- Including QB Josh Jackson (324 rushing yards in 2017), Tech returns five of its six top ground gainers from a year ago.
- In total, players who accounted for 73.9% (1,666 of 2,254) of Tech's rushing yards in 2017 are back in 2018. Those players also contributed 89.5% of VT's rushing TDs (17 of 19) last season.
- RB Deshaun McCleese led VT with 530 rushing yards in 2017, including a career-high 124 yards in the Camping World Bowl (12/28/17).
- Other key RB returnees include Steven Peoples (267 yards), Jalen Holston (226 yards) and Coleman Fox (223 yards).
- Peoples accounted for 135 yards of total offense and three TDs vs. Old Dominion (9/23/17).

GOT FUENTE?

- Justin Fuente is one of only six active FBS head coaches to lead his squad to nine or more victories each of the past four seasons.
- Justin Fuente is 19-8 in two seasons at VT, the most wins by any Tech coach in his first two campaigns.
- The Hokies have lost back-to-back contests only once under Fuente.
- Tech is 17-0 under Fuente when leading at halftime, including a 9-0 mark in 2017.

FBS COACHES - 9+ WINS, LAST 4 SEASONS

	2017	2016	2015	2014	Total
Justin Fuente - VT, Memphis	9-4	10-4	9-3	10-3	38-10
Bryan Harsin - Boise State	11-3	10-3	9-4	12-2	42-12
Urban Meyer - Ohio State	12-2	11-2	12-1	14-1	49-6
Mark Richt - Miami, Georgia	10-3	9-4	10-3	10-3	39-13
Nick Saban - Alabama	13-1	14-1	14-1	12-2	53-5
Dabo Swinney - Clemson	12-2	14-1	14-1	10-3	50-7

QB JOSH JACKSON = TOP FROSH QB IN USA

- QB Josh Jackson's 2,991 passing yards were a VT freshman record and the most of any FBS freshman in 2017.
- Jackson's 20 TDs and 135.2 rating were second among FBS freshmen behind Georgia QB Jake Fromm (24 TDs, 160.1 ranking).
- Among FBS freshmen with at least 150 completions, only Fromm (62.2) had a higher completion percentage than Jackson (59.6).

FRESHMEN FBS LEADERS, PASSING YARDS

QB	Team	Yards	Comp %	Rating	TDs	INTs
Josh Jackson	VT	2,991	60.0	135.2	20	9
Jake Fromm	UGA	2,615	62.2	160.1	24	7
J. Blackman	FSU	2,230	58.2	135.0	19	11
Sam Ehlinger	Texas	1,915	57.5	124.1	11	7
Jordan Love	Utah St	1,631	54.9	119.3	8	6

- Jackson led all FBS freshman QBs by averaging 255.0 ypg of total offense in 2017. That figure ranked sixth among all ACC players.

- Only Georgia's Jack Fromm (160.1) had a higher rating among FBS freshman QBs than Jackson (135.2). Fromm (24) was also the only freshman with more TD passes than Jackson (20).

- Jackson's 3,315 yards of total offense and 520 total plays were by far the highest tallies of any FBS freshman.

FRESHMEN FBS LEADERS, TOTAL OFFENSE, YPG

QB	Team	Plays	Yards	YPG
Josh Jackson	VT	520	3,315	255.0
Armani Rogers	UNLV	335	2,251	225.1
Jake Fromm	UGA	346	2,694	179.6
S. Williams, Jr.	ODU	355	1,791	179.1
Chazz Surratt	UNC	268	1,552	172.4

- Jackson led the Hokies with six rushing TDs in 2017, while his 324 rushing yards ranked third on the squad.

- Jackson set career highs with 372 passing yards and five TDs at East Carolina (9/16/17). His 367 yards of total offense were also a career high.

- Had a 322-yard passing performance at BC (10/7/17).

- Jackson ran for a career-high 101 yards with a TD run in his collegiate debut vs. West Virginia (9/3/17).

A SENSATIONAL START IN BLACKSBURG

- No current ACC head coach owns more wins in his first two full seasons as an ACC head coach than Fuente.

MOST WINS, FIRST TWO SEASONS

CURRENT ACC HEAD COACHES

Coach	Team	Record	Pct.	Years
Justin Fuente	VT	19-8	.704	2016-17
Paul Johnson	GT	19-7	.731	2008-09

- With 19 wins in his first two seasons at Tech, Fuente owns more victories than every Tech coach has accumulated in his first three seasons with the exception of B.C. Cabbage, who guided the program to 21 victories from 1921-23.

- Tech is 10-2 (home), 7-3 (road) and 2-3 (neutral) in two seasons under Fuente.

VIRGINIA TECH BY THE NUMBERS ...

14 • Consecutive wins over Virginia, tying as the longest active winning streak by one FBS team over another in a series played annually. Wisconsin has also won 14 straight over Minnesota.

15 • Consecutive games Virginia Tech has won when holding opponents to 14 points or fewer, including seven wins in 2017.

17 • Consecutive games the Hokies have won under head coach Justin Fuente when leading at halftime.

19 • Victories by Justin Fuente in his first two seasons at Virginia Tech tied Georgia Tech's Paul Johnson for the most by an active ACC coach in his first two years.

20 • TD passes by QB Josh Jackson were the most ever by a VT freshman passer and the second-highest total among FBS freshmen in 2017.

25 • Consecutive bowl berths earned by Virginia Tech, the longest active streak recognized by the NCAA and the third-longest in college football history.

32 • Seasons that associate head coach/defensive coordinator Bud Foster has been on the VT staff, making him the longest-tenured active coach at any FBS school.

JACKSON AMONG ACC'S TOP QB RETURNEES

• Among ACC signal callers returning in 2018, only QB Ryan Finley (NC State) posted a better rating (136.0) than Tech QB Josh Jackson (135.2) last season.

• In terms of total offense, Syracuse's Eric Dungy (343.3 ypg), Finley (285.5) and Miami's Malik Rosier (276.0) were more productive than Jackson (255.0) in 2017.

• Jackson threw 20 TDs in 2017. Among ACC returnees, only Rosier (26) had more last season.

• Jackson's 59.6 completion percentage trailed only Clemson's Kelly Bryant (65.8), Finley (65.1) and Dungey (59.7) in 2017 among 2018 returnees.

VT'S NEXT BALTIMORE SUCCESS STORY?

• The Baltimore area has produced numerous productive players for Tech in recent years. The Fuller brothers (Vinnie, Kyle, Corey and Kendall) immediately come to mind, as well as Tech's all-time leading receiver, WR Cam Phillips.

• Another Baltimore native - WR Damon Hazelton (Franklin HS) - will debut on the field for the Hokies in 2018 after sitting out the 2017 season following his transfer from Ball State.

• Hazelton led Ball State with 51 receptions in 2016, racking up 505 yards and four TDs as a true freshman.

• Hazelton's best outing was a 12-catch, 102-yard performance at Toledo (11/16/16).

BOUNCING BACK IN 2018

• Caleb Farley suffered a season-ending knee injury on the first day of fall practice in 2017 after a promising spring.

• S Divine Deablo was a key contributor on defense and special teams in 2017, but was sidelined for the remainder of the year after suffering a foot injury vs. Old Dominion (9/23/17).

THIRD-DOWN DOMINANCE BY THE #LPD

• Only Michigan (26.1%) held foes to a lower third-down conversion rate than The #LPD (25.2) in 2017.

• Only Georgia Tech (43), Florida (46) and Michigan (47) allowed fewer third-down conversions than VT (49) and Washington State (49) among Power Five squads in 2017.

FBS LEADERS - THIRD-DOWN DEFENSE, 2017

Team	%	Atts-Conv	Record
1. Michigan	26.1	47-180	8-4
2. VIRGINIA TECH	26.2	49-148	9-4
3. Texas	27.1	54-199	7-6
4. Washington St.	28.5	49-172	9-4
5. Wisconsin	29.1	55-189	13-1

• No ACC team allowed fewer first downs than VT (200), the third-lowest mark among P5 squads.

P5 LEADERS - 1ST DOWNS ALLOWED, 2017

Team	Total	Rush	Pass	Penalty
1. Mississippi St.	175	80	72	23
2. Michigan	179	79	75	25
3. Florida	192	82	92	18
4. Wisconsin	196	79	97	20
5. VIRGINIA TECH	200	83	101	16

THE #LPD TOP 5 IN SCORING DEFENSE

• The #LPD finished the 2017 season fourth in the FBS in scoring defense (14.8 ppg) and posted an FBS-best three shutouts.

• The nation's top five teams in scoring defense own a combined 57-11 (.838) record. Two of those teams competed in the College Football Playoff.

FBS LEADERS - SCORING DEFENSE, 2017

Teams	PPG	Record
1. Alabama	11.9	13-1
2. Clemson	13.6	12-2
3. Wisconsin	13.9	13-1
4. VIRGINIA TECH	14.8	9-4
5. Washington	16.1	10-3

MORE TIDBITS ON THE #LPD

• Tech ranked seventh among Power Five squads and 10th overall among FBS squads by allowing 174 completions in 2017.

• The #LPD ranked second in the ACC in total defense (319.3 ypg), trailing only Clemson (276.7 ypg) in 2017.

• Since Bud Foster took over sole duties as Tech's def. coordinator in 1996, the Hokies are 39-4 when forcing three or more INTs.

THE #LPD AMONG BEST IN THE USA IN RED ZONE

• The #LPD tied for second among FBS squads and first in the Power Five, allowing 21 Red Zone scores (13 TDs/8 FGs).

• VT tied for third in the FBS with Wisconsin and Troy, allowing with six rushing TDs. Only Clemson (4) and TCU (5) allowed fewer.

• The #LPD permitted a 72.4 Red Zone scoring percentage to rank seventh in the nation.

• Tech's Red Zone prowess helped seal a 20-14 win vs. Pitt (11/18). After S Reggie Floyd made a TD-saving tackle at the one-yard line, The #LPD rebuffed the Panthers on four straight goal-to-go plays.

P5 LEADERS - RED ZONE SCORES ALLOWED, 2017

Team	Scores (TDs/FGs)	Pct.	Trips
1. VIRGINIA TECH	21 (13/8)	72.4	29
Duke	21 (15/6)	84.0	25
3. Clemson	23 (13/10)	79.3	29
4. Three teams tied			

TECH'S SIBLING TRADITION CONTINUES

• Under head coach Frank Beamer, 25 families had brother compete for Tech, including the Fullers (four brothers) and the Edmunds (Trey, Terrell and Tremaine).

• While those two families are no longer represented on the VT roster, two pairs of brothers are currently on the squad under head coach Justin Fuente: OLs Connor & Kevin Kish (Oceanside, California), as well as DLs Vinny & Louis Mihota (Fredricksburg, Virginia).

SUPER SOPHOMORES?

• Eight true freshmen saw significant playing time for Tech in 2017, joining DB Devon Hunter, RB Jalen Holsten, WRs Sean Savoy & Hezekiah Grimsley, DB Bryce Watts, P Oscar Bradburn and LB Dylan Rivers.

• Savoy is Tech's top returning receiver after hauling in 39 passes for 454 yards with four TDs in 2017.

• Savoy was named ACC Rookie of the Week after catching nine passes for 139 yards, including a 53-yard touchdown in a 23-10 victory at Boston College (10/7).

• Australian P Oscar Bradburn returns after an impressive debut campaign in 2017. He punted 66 times for 2,798 yards (42.4 gross, 39.1 net) with 20 punts inside the 20, 11 punts of 50+ yards and only six touchbacks.

• Thanks to Bradburn and Tech's coverage units, the Hokies permitted a mere 47 punt return yards in 2017.

PRODUCTIVE WR DUO RETURNS

• Tech returns two of its three most productive receivers from 2017 in WRs Sean Savoy (39-454, 4 TDs) and Eric Kumah (28-324, 2 TDs).

• Savoy and Kumah combined to catch 67 passes for 778 yards with six TDs in 2017.

TECH OWNS MOST EXPERIENCE UP FRONT

• Tech owns 58 games of starting experience on the defensive line, the highest total of any position group on the squad: DE Vinny Mihota (25 games), DT Ricky Walker (17 games), DE Trevon Hill (14 games) and DE Houshun Gaines (2 games).

• Tech returns three starters on the offensive front from a year ago, including LT Yosuah Nijman (22 starts) and RT Kyle Chung (16 starts), along with G Braxton Pfaff (13 starts).

• That trio owns 51 combined career starts, the most of any returning offensive position group in 2018.

THE BELL COW LIVES HERE!

• Senior DT Ricky Walker has been termed the "Bell Cow" by defensive coordinator Bud Foster as the leader of The #LPD.

• Walker enjoyed breakout year in 2017 with 12.5 TFL, 4.5 sacks and 41 tackles (19 solo). He also returned a fumble for a 12-yard TD in a 59-7 win vs. North Carolina (10/21/17).

FLOYD MAKING AN IMPACT FOR THE #LPD

• S Reggie Floyd played in all 13 games (12 starts) in 2017, finishing the season third on the squad with 72 tackles (44 solo), making him Tech's top returning tackler for 2018.

• His most memorable play of the season was a game-saving tackle of Pitt WR Jester Weah at the one-yard line, setting up an epic goal-line stand that preserved a 20-14 victory (11/18/17).

• Floyd also registered two FFs and three INTs, including one that he returned for a 69-yard TD vs. UNC (10/21/17).

THE "OTHER" BRIAN JOHNSON

• K Brian Johnson (not to be confused with the longtime AC/DC vocalist by the same name) filled in admirably for an injured Joey Slye last season.

• Johnson played in five games in 2017, connecting on 3-4 FGs and 5-5 PATs for 14 points. He also hit 12 kickoffs for 758 yards (63.2 avg.) with six touchbacks.

2018 VIRGINIA TECH FOOTBALL ROSTER - NUMERICAL

#	NAME	POS	#	NAME	VL	POS	HT	WT	YR	HOMETOWN	HS/LAST SCHOOL
46	Eli Adams	DL	2	Hendon Hooker	-	QB	6' 4"	216	r-Fr.	Greensboro, N.C.	Dudley
36	Adonis Alexander	DB	3	Caleb Farley	-	DB	6' 2"	197	r-Fr.	Hickory, N.C.	Maiden
23	Rayshard Ashby	LB	5	Bryce Watts	1	DB	6' 0"	171	So.	Toms River, N.J.	Toms River North
63	Daniel Bailey	OL	5	Ryan Willis	-	QB	6' 4"	221	r-Jr.	Overland Park, Kan.	Bishop Miege
40	Emmanuel Belmar	DL	6	Hezekiah Grimsley	1	WR	6' 0"	182	So.	Williamsburg, Va.	Lafayette
42	Cole Blaker	TE	6	Mook Reynolds	3	DB	6' 0"	185	Sr.	Greensboro, N.C.	Northern Guilford
91	Oscar Bradburn	P	7	Devon Hunter	1	DB	6' 0"	218	So.	Chesapeake, Va.	Indian River
53	Aiden Brown	OL	8	Phil Patterson	1	WR	6' 2"	193	r-So.	Virginia Beach, Va.	Bayside
43	Xavier Burke	DL	8	Ricky Walker	3	DL	6' 2"	304	r-Sr.	Hampton, Va.	Bethel
52	Austin Cannon	OL	9	Khalil Ladler	1	DB	5' 11"	189	r-So.	Stone Mountain, Ga.	IMG Academy
86	C.J. Carroll	WR	11	Houshun Gaines	2	DL	6' 3"	240	r-Jr.	Rocky Mount, N.C.	Nash Central
65	Matt Christ	OL	11	Tre Turner	-	WR	6' 2"	179	Fr.	Oak Ridge, N.C.	Northwest Guilford
61	Kyle Chung	OL	12	Henri Murphy	1	WR	5' 10"	190	Sr.	Pine Bluff, Ark.	Dollarway
87	Tre Coghill III	WR	13	Jalen Holston	1	RB	5' 11"	217	So.	Stockbridge, Ga.	Stockbridge
37	Nicolas Conforti	WR	15	Sean Savoy	1	WR	5' 9"	190	So.	Washington, D.C.	Woodrow Wilson
20	D.J. Crossen	DB	16	Coleman Fox	1	RB	5' 11"	187	r-Jr.	Salem, Va.	Salem
85	Chris Cunningham	TE	17	Divine Deablo	2	DB	6' 3"	212	r-So.	Winston-Salem, N.C.	Mount Tabor
39	Sean Daniel	WR	17	Josh Jackson	1	QB	6' 1"	216	r-So.	Ann Arbor, Mich.	Saline
77	Christian Darrisaw	OL	18	Raymon Minor	-	DL	6' 2"	245	r-Sr.	Ashland, Va.	Benedictine
17	Divine Deablo	DB	18	Chase Mummau	-	QB	6' 2"	200	r-So.	Mechanicsville, Va.	Lee-Davis
56	Clay Dean	DL	19	Drake Deluliis	-	TE	6' 5"	240	r-Fr.	Charlotte, N.C.	Providence
35	Zion Debose	DE	20	D.J. Crossen	-	CB	6' 1"	191	Fr.	Greensboro, N.C.	Dudley
19	Drake Delius	TE	21	Reggie Floyd	2	DB	6' 0"	221	Jr.	Manassas, Va.	Stonewall Jackson
60	Silas Dzansi	OL	23	Rayshard Ashby	-	LB	5' 10"	228	r-Fr.	Chesterfield, Va.	L.C. Bird
3	Caleb Farley	DB	24	Terius Wheatley	-	RB	6' 0"	193	r-Fr.	Ann Arbor, Mich.	Pioneer
21	Reggie Floyd	DB	26	Jovonn Quillen	2	DB	6' 0"	187	Jr.	Hampton, Va.	Hampton
16	Coleman Fox	RB	27	Shawn Payne	-	DB	6' 3"	190	r-Sr.	Chesterfield, Va.	L.C. Bird
47	Darius Fullwood	DL	28	Jermaine Waller	-	DB	6' 1"	179	Fr.	Washington, D.C.	The Avalon School
11	Houshun Gaines	DL	29	Dalton Keene	1	TE	6' 4"	242	So.	Littleton, Colo.	Chatfield
45	TyJuan Garbutt	DL	29	Ishmiel Seisay	-	DB	5' 9"	193	r-Jr.	Springfield, Va.	St. Stephen's & St. Agnes
72	Brennon Garrison	OL	30	Caleb Steward	-	RB	5' 11"	209	Fr.	Jacksonville, Fla.	Ed White
59	J'Brill Glaze	DL	32	Steven Peoples	3	RB	5' 9"	221	Sr.	Galax, Va.	Galax
41	Jaylen Griffin	LB	33	Deshawn McCleave	1	RB	5' 9"	190	r-Jr.	Chesapeake, Va.	Oscar Smith
48	Daniel Griffith	LB	33	Bradley Parcell	-	DB	5' 11"	195	Fr.	Roanoke, Va.	Franklin County
6	Hezekiah Grimsley	WR	34	Alan Tisdale	-	LB	6' 3"	208	Fr.	Greensboro, N.C.	Page
88	Justin Hairston	WR	35	Zion Debose	-	DL	6' 1"	247	r-Fr.	Saliabury, N.C.	North Rowan
89	Damon Hazelton	WR	35	Peter Muskett	-	WR	6' 2"	194	r-Fr.	Springfield, Va.	West Springfield
55	Jarrold Hewitt	DL	36	Adonis Alexander	3	DB	6' 3"	207	Sr.	Charlotte, N.C.	Independence
94	Trevon Hill	DL	37	Nicolas Conforti	-	WR	5' 11"	192	r-Fr.	Vienna, Va.	James Madison
13	Jalen Holston	RB	37	Devante Smith	-	DB	6' 1"	202	r-Fr.	Manassas, Va.	Stonewall Jackson
2	Hendon Hooker	QB	38	Rico Kearney	-	LB	6' 0"	232	r-Fr.	Jacksonville, Fla.	Mandarin
76	Jarrett Hoppie	OL	38	Kaleb Smith	-	WR	6' 2"	210	Fr.	Bumpass, Va.	Louisa County
75	Zachariah Hoyt	OL	39	Sean Daniel	-	WR	5' 9"	180	r-Jr.	Chesapeake, Va.	Oscar Smith
7	Devon Hunter	DB	39	Tyree Rodgers	1	DB	6' 1"	185	r-So.	Camden, N.J.	Camden Catholic
17	Josh Jackson	QB	40	Emmanuel Belmar	1	DL	6' 2"	245	r-So.	Suwanee, Ga.	Collins Hill
71	T.J. Jackson	OL	41	Jaylen Griffin	-	LB	6' 1"	242	r-Fr.	Rome, Ga.	Rome
42	John Jennings	DB	42	John Jennings	-	DB	5' 11"	173	Sr.	Clifton, Va.	Centreville
93	Brian Johnson	K	42	Cole Blaker	-	TE	6' 3"	242	r-Fr.	Narrows, Va.	Narrows
56	Joe Kane	OL	43	Xavier Burke	1	DL	6' 3"	283	r-Jr.	Lawrenceville, Va.	Brunswick
51	Gene Kastleburg	OL	44	Dylan Rivers	1	LB	6' 1"	233	So.	Sherando, Va.	Sherando
38	Rico Kearney	LB	45	TyJuan Garbutt	-	DL	6' 1"	244	r-Fr.	Fredericksburg, Va.	Riverbend
50	Patrick Kearns	OL	46	Eli Adams	-	DL	5' 11"	237	Fr.	Rock Hill, S.C.	South Pointe
29	Dalton Keene	TE	46	Nick Reisenweaver	-	WR	6' 1"	182	Fr.	Mechanicsville, Va.	Lee-Davis
68	Connor Kish	OL	47	Darius Fullwood	1	DL	6' 3"	278	r-Jr.	College Park, Md.	Our Lady of Good Counsel
70	Kevin Kish	OL	47	Corey Thomas	-	WR	6' 4"	226	Fr.	Chantilly, Va.	Chantilly/ASA Brooklyn
83	Eric Kumah	WR	48	Daniel Griffith	1	LB	6' 0"	231	r-So.	Suffolk, Va.	Nansemond-Suffolk Academy
9	Khalil Ladler	DB	50	Patrick Kearns	-	OL	6' 5"	292	r-So.	Adairsville, Ga.	Darlington School
33	Deshawn McCleave	RB	50	Dylan Thevayagam	-	DB	6' 2"	218	Fr.	Cinnaminson, N.J.	Cinnaminson/Fork Union
66	Louis Mihota	OL	51	Gene Kastleburg	-	OL	6' 0"	297	r-Fr.	Richmond, Va.	Benedictine College Prep
99	Vinny Mihota	DL	52	Austin Cannon	1	OL	6' 2"	314	r-So.	Mechanicsville, Va.	Atlee/Fork Union
18	Raymon Minor	DL	53	Aiden Brown	-	OL	6' 2"	289	r-Fr.	Silver Spring, Md.	Bullis School
12	Henri Murphy	WR	54	Lecitus Smith	-	OL	6' 3"	309	r-Fr.	Fitzgerald, Ga.	Fitzgerald
35	Peter Muskett	WR	55	Jarrold Hewitt	1	DL	6' 1"	285	r-So.	Venice, Fla.	Venice
69	Yosuah Nijman	OL	56	Clay Dean	-	OL	6' 3"	272	Fr.	Waterford, Va.	Woodgrove
33	Bradley Parcell	DB	56	Joe Kane	-	OL	6' 2"	276	Fr.	Wake Forest, N.C.	Heritage
8	Phil Patterson	WR	57	Zack Treser	-	LB	6' 5"	222	r-Jr.	Blacksburg, Va.	Blacksburg

			#	NAME	VL	POS	HT	WT	YR	HOMETOWN	HS/LAST SCHOOL
27	Shawn Payne	DB	58	Nathan Proctor	-	DL	6' 2"	240	r-Fr.	Indian head, Md.	Lackey
32	Steven Peoples	RB	59	J'Bril Glaze	-	DL	6' 1"	289	So.	Tampa, Fla.	Jefferson
74	Braxton Pfaff	OL	60	Silas Dzansi	-	OL	6' 5"	312	r-Fr.	Woodbridge, Va.	C.D. Hylton
62	D'Andre Plantin	OL	61	Kyle Chung	3	OL	6' 3"	310	r-Sr.	Ponte Vedra Beach, Fla.	Ponte Vedra
98	Robert Porcher IV	DL	62	D'Andre Plantin	1	OL	6' 5"	312	r-Jr.	Norcross, Ga.	Norcross
58	Nathan Proctor	DL	63	Daniel Bailey	-	OL	6' 3"	300	r-Jr.	Abingdon, Va.	Abingdon
26	Jovonn Quillen	DB	65	Matt Christ	-	OL	6' 3"	277	r-Jr.	Sterling, Va.	Dominion
46	Nick Reisenweaver	WR	66	Louis Mihota	-	OL	6' 2"	274	Fr.	Fredericksburg, Va.	Massaponax
6	Mook Reynolds	DB	68	Connor Kish	-	OL	6' 2"	303	r-Jr.	Oceanside, Calif.	El Camino
44	Dylan Rivers	LB	69	Yosuah Nijman	3	OL	6' 7"	322	Sr.	Maplewood, N.J.	Columbia
39	Tyree Rodgers	DB	70	Kevin Kish	-	OL	6' 2"	290	r-Jr.	Oceanside, Calif.	El Camino
15	Sean Savoy	WR	71	T.J. Jackson	-	OL	6' 6"	335	r-So.	Cumberland, Va.	Cumberland County
29	Ishmiel Seisay	DB	72	Brennon Garrison	-	OL	6' 1"	292	r-Fr.	Orange, Va.	Fork Union
97	Oscar Shadley	LS	74	Braxton Pfaff	2	OL	6' 5"	308	r-Sr.	Lynchburg, Va.	Liberty Christian Academy
37	Devante Smith	DB	75	Zachariah Hoyt	1	OL	6' 5"	302	r-So.	Salem, Va.	Salem
38	Kaleb Smith	WR	76	Jarrett Hopple	-	OL	6' 7"	312	r-So.	Suffolk, Va.	Nansemond River
54	Lecitus Smith	OL	77	Christian Darrisaw	-	OL	6' 5"	297	Fr.	Upper Marlboro, Md.	Riverdale Baptist/Fork Union
79	Tyrell Smith	OL	79	Tyrell Smith	2	OL	6' 3"	300	r-Jr.	N. Brunswick, N.J.	Don Bosco Prep
30	Caleb Steward	RB	83	Eric Kumah	2	WR	6' 2"	217	Jr.	Woodbridge, Va.	Forest Park
92	Jordan Stout	P/K	85	Chris Cunningham	2	TE	6' 2"	241	r-Jr.	Jacksonville, Fla.	Atlantic Coast
96	Jimmie Taylor	DL	86	C.J. Carroll	2	WR	5' 8"	173	r-Sr.	Olney, Md.	Our Lady of Good Counsel
50	Dylan Thevayagam	DB	87	Tre Coghill III	-	WR	5' 10"	169	r-Fr.	Fredericksburg, Va.	Mountain View
47	Corey Thomas	WR	88	Justin Hairston	-	WR	6' 0"	171	r-Fr.	Manassas, Va.	Osborn Park
34	Alan Tisdale	LB	89	Damon Hazelton	-	WR	6' 2"	217	r-So.	Baltimore, Md.	Franklin
58	Zack Treser	LB	91	Oscar Bradburn	1	P	6' 1"	202	So.	Sydney, Australia	Blackwattle Bay
11	Tre Turner	WR	91	Vince Zduoba	-	TE	6' 3"	242	Jr.	Berryville, Va.	Clarke County
28	Jermaine Waller	DB	92	Jordan Stout	-	P/K	6' 2"	192	r-Fr.	Honaler, Va.	Honaker
8	Ricky Walker	DL	93	Brian Johnson	-	K	6' 1"	182	r-So.	Washington, D.C.	Gonzaga
5	Bryce Watts	DB	94	Trevon Hill	2	DL	6' 3"	245	r-Jr.	Virginia Beach, Va.	Salem
24	Terius Wheatley	RB	96	Jimmie Taylor	-	DL	6' 2"	266	r-So.	Jacksonville, N.C.	Southwest-Onslow
5	Ryan Willis	QB	97	Oscar Shadley	-	LS	6' 0"	251	Fr.	Naples, Fla.	Golden Gate
91	Vince Zduoba	TE	98	Robert Porcher IV	-	DL	6' 1"	260	r-Fr.	Orlando, Fla.	Dr. Phillips
			99	Vinny Mihota	3	DL	6' 5"	284	Sr.	Fredericksburg, Va.	Massaponax

2017 RESULTS


9/3	West Virginia	W	31-24
9/9	DELAWARE	W	27-0
9/16	at East Carolina	W	64-17
9/23	OLD DOMINION	W	38-0
9/30	CLEMSON	L	17-31
10/7	at Boston College	W	23-10
10/21	NORTH CAROLINA	W	59-7
10/28	DUKE	W	24-3
11/4	at Miami	L	10-28
11/11	at Georgia Tech	L	22-28
11/18	PITT	W	20-14
11/26	at Virginia	W	10-0
12/28	Oklahoma State	L	21-30

FUTURE P5 OPPONENTS

at Notre Dame	11/2/19
Penn State	9/12/20
at Michigan	9/19/20
at West Virginia	9/18/21
Notre Dame	10/9/21
Michigan	9/11/21
Florida State	2023
at Wisconsin	9/14/24
at Clemson	2024
at Penn State	9/6/25
Wisconsin	9/13/25
at Maryland	9/19/26
Maryland	9/18/27
at Notre Dame	2027
at Maryland	9/16/28
Notre Dame	2028
at Arizona	9/8/29
Maryland	9/15/29
Arizona	8/30/30

As of March 2018

BEAMER BALL "25"



CB Greg Stroman registered a 67-yard punt return TD in the 25 vs. East Carolina (9/24/16).

- Dating back to the start of the 2016 season, Virginia Tech has selected a different player to wear Frank Beamer's No. 25 jersey each week as a way to honor Coach Beamer and Virginia Tech's legacy of excellence on special teams.
- Five players have earned the No. 25 for multiple games, led by CB Greg Stroman (3). Four players have won the jersey twice: LB Sean Huelskamp, LB Andrew Motuapuaka, LB Anthony Shegog and S Terrell Edmunds.

DRIVE FOR 25

- The Virginia Tech Athletics Department is seeking to increase membership in the Hokie Club to 25,000 members.
- The Hokie Club's primary role is to raise monies to fund scholarships for Virginia Tech student-athletes.
- For more information on The Drive For 25, please visit drivefor25.com.



2018 COACHING STAFF

Justin Fuente	Head Coach
Bud Foster	Associate Head Coach/ Co-Defensive Coordinator/Linebackers
Galen Scott	Co-Defensive Coordinator/Safeties
Adam Lechtenberg	Assistant Head Coach/ Executive Director of Player Development
Zohn Burden	Running Backs
Brad Cornelsen	Offensive Coordinator/Quarterbacks
Brian Mitchell	Cornerbacks
James Shibest	Special Teams Coordinator/Tight Ends
Vance Vice	Offensive Line
Holmon Wiggins	Wide Receivers
Charley Wiles	Defensive Line

2018 COACHING SUPPORT STAFF

Justin Hamilton	Director of Player Development/Defense
Beau Davidson	Quality Control/Offense
Cody Grimm	Quality Control/Defense
Johnathan Galante	Graduate Assistant/Special Teams
Caleb Gelsomino	Graduate Assistant/Offense
Courtney Prince	Graduate Assistant/Defense
Jack Tyler	Graduate Assistant/Defense

LONGEST CONTINUOUSLY TENURED ACTIVE FBS ASSISTANTS, SAME SCHOOL

SINCE	COACH	SCHOOL	CURRENT ROLE
1. 1987	Bud Foster	Virginia Tech	Assoc. HC/DC/LBs
2. 1994	Odell Haggins	Florida State	Defensive Tackles
	Mo Latimore	Kansas State	Interior Defensive Line
4. 1996	Charley Wiles	Virginia Tech	Defensive Line
	Andy Hill	Missouri	Assoc. HC/Sp. Teams
	Dale Pehrson	Navy	Def. Coordinator/DL

2018 FOOTBALL SUPPORT STAFF

Danielle Bartelstein	Senior Director of Football Operations
Chuck Cantor	Director of Player Personnel
Thomas Guerry	Director of Recruiting Operations
Matt Transue	Asst. Director of Player Personnel/Recruiting
John Iezzi	Asst. Director of Player Personnel
Mike Goforth	Assoc. AD/Sports Medicine
Josh Bost	Director of Football Video & Technology
Erik Lewis	Director of Equipment Services
Tom Booth	Director of Football Coaching Video
Shannon Lewis	Assistant to the Head Coach
Lisa Marie	Administrative Assistant
Dave Gittings	Team Chaplain

2018 VIRGINIA TECH FOOTBALL ROSTER - ALPHA

BEAMER BALL LIVES HERE!			#	NAME	VL	POS	HT	WT	YR	HOMETOWN	HS/LAST SCHOOL		
FBS LEADERS, 1999-PRESENT MOST PUNT RETURN TDS			46	Eli Adams	-	DL	5' 11"	237	Fr.	Rock Hill, S.C.	South Pointe		
			36	Adonis Alexander	3	DB	6' 3"	207	Sr.	Charlotte, N.C.	Independence		
			23	Rayshard Ashby	-	LB	5' 10"	228	r-Fr.	Chesterfield, Va.	L.C. Bird		
			1. 25	Miami	63	Daniel Bailey	-	OL	6' 3"	300	r-Jr.	Abingdon, Va.	Abingdon
2. 23	Oregon	40	Emmanuel Belmar	1	DL	6' 2"	245	r-So.	Suwanee, Ga.	Collins Hill			
3. 22 VIRGINIA TECH			42	Cole Blaker	-	TE	6' 3"	242	r-Fr.	Narrows, Va.	Narrows		
			91	Oscar Bradburn	1	P	6' 1"	202	So.	Sydney, Australia	Blackwattle Bay		
			4. 21	Alabama, LSU, Oklahoma	53	Aiden Brown	-	OL	6' 2"	289	r-Fr.	Silver Spring, Md.	Bullis School
			43	Xavier Burke	1	DL	6' 3"	283	r-Jr.	Lawrenceville, Va.	Brunswick		
FBS LEADERS, 2017 MOST KICKS BLOCKED			52	Austin Cannon	1	OL	6' 2"	314	r-So.	Mechanicsville, Va.	Atlee/Fork Union		
			1. 8	Texas A&M	86	C.J. Carroll	2	WR	5' 8"	173	r-Sr.	Olney, Md.	Our Lady of Good Counsel
			2. 6	VIRGINIA TECH	65	Matt Christ	-	OL	6' 3"	277	r-Jr.	Sterling, Va.	Dominion
			Arizona State	61	Kyle Chung	3	OL	6' 3"	310	r-Sr.	Ponte Vedra Beach, Fla.	Ponte Vedra	
MOST PUNTS BLOCKED			Florida State, No. Illinois	87	Tre Coghill III	-	WR	5' 10"	169	r-Fr.	Fredericksburg, Va.	Mountain View	
			37	Nicolas Conforti	-	WR	5' 11"	192	r-Fr.	Vienna, Va.	James Madison		
			1. 5	VIRGINIA TECH	20	D.J. Crossen	-	DB	6' 1"	191	Fr.	Greensboro, N.C.	Dudley
			Arizona State	85	Chris Cunningham	2	TE	6' 2"	241	r-Jr.	Jacksonville, Fla.	Atlantic Coast	
3. 5 VIRGINIA TECH			39	Sean Daniel	-	WR	5' 9"	180	r-Jr.	Chesapeake, Va.	Oscar Smith		
			77	Christian Darrisaw	-	OL	6' 5"	297	Fr.	Upper Marlboro, Md.	Riverdale Baptist/Fork Union		
			4. 4	Three teams tied	17	Divine Deablo	2	DB	6' 3"	212	r-So.	Winston-Salem, N.C.	Mount Tabor
			56	Clay Dean	-	DL	6' 3"	272	Fr.	Waterford, Va.	Woodgrove		
MOST PUNT RETURN YARDS			1. 458	Washington	35	Zion Debose	-	DL	6' 1"	247	r-Fr.	Saliabury, N.C.	North Rowan
			2. 413	VIRGINIA TECH	19	Drake Deluliis	-	TE	6' 5"	240	r-Fr.	Charlotte, N.C.	Providence
			3. 395	Kansas State	60	Silas Dzansi	-	OL	6' 5"	312	r-Fr.	Woodbridge, Va.	C.D. Hylton
			4. 370	Arkansas State	3	Caleb Farley	-	DB	6' 2"	197	r-Fr.	Hickory, N.C.	Maiden
POWER FIVE LEADERS, 2017 FEWEST PUNT/KO YDS. ALLOWED			5. 368	Indiana	21	Reggie Floyd	2	DB	6' 0"	221	Jr.	Manassas, Va.	Stonewall Jackson
			16	Coleman Fox	1	RB	5' 11"	187	r-Jr.	Salem, Va.	Salem		
			47	Darius Fullwood	1	DL	6' 3"	278	r-Jr.	College Park, Md.	Our Lady of Good Counsel		
			11	Houshun Gaines	2	DL	6' 3"	240	r-Jr.	Rocky Mount, N.C.	Nash Central		
1. 335 VIRGINIA TECH			45	TyJuan Garbutt	-	DL	6' 1"	244	r-Fr.	Fredericksburg, Va.	Riverbend		
			72	Brennon Garrison	-	OL	6' 1"	292	r-Fr.	Orange, Va.	Fork Union		
			2. 355	Illinois	59	J'Bril Glaze	-	DL	6' 1"	289	So.	Tampa, Fla.	Jefferson
			3. 511	Vanderbilt	41	Jaylen Griffin	-	LB	6' 1"	242	r-Fr.	Rome, Ga.	Rome
MOST TOUCHBACKS ON KOS			4. 515	South Carolina	48	Daniel Griffith	1	LB	6' 0"	231	r-So.	Suffolk, Va.	Nansemond-Suffolk Academy
			5. 545	Florida	6	Hezekiah Grimsley	1	WR	6' 0"	182	So.	Williamsburg, Va.	Lafayette
			88	Justin Hairston	-	WR	6' 0"	171	r-Fr.	Manassas, Va.	Osborn Park		
			1. 85	Oklahoma	89	Damon Hazelton	-	WR	6' 2"	217	r-So.	Baltimore, Md.	Franklin
2. 67 Georgia			55	Jarrold Hewitt	1	DL	6' 1"	285	r-So.	Venice, Fla.	Venice		
			94	Trevon Hill	2	DL	6' 3"	245	r-Jr.	Virginia Beach, Va.	Salem		
			3. 65	Auburn	13	Jalen Holston	1	RB	5' 11"	217	So.	Stockbridge, Ga.	Stockbridge
			4. 63	Arizona	2	Hendon Hooker	-	QB	6' 4"	216	r-Fr.	Greensboro, N.C.	Dudley
5. 59 VIRGINIA TECH			76	Jarrett Hopple	-	OL	6' 7"	312	r-So.	Suffolk, Va.	Nansemond River		
			75	Zachariah Hoyt	1	OL	6' 5"	302	r-So.	Salem, Va.	Salem		
			7	Devon Hunter	1	DB	6' 0"	218	So.	Chesapeake, Va.	Indian River		
			1. 9	Florida	17	Josh Jackson	1	QB	6' 1"	216	r-So.	Ann Arbor, Mich.	Saline
2. 11 Illinois			71	T.J. Jackson	-	OL	6' 6"	335	r-So.	Cumberland, Va.	Cumberland County		
			3. 16	VIRGINIA TECH	42	John Jennings	-	DB	5' 11	173	Sr.	Clifton, Va.	Centreville
			Vanderbilt	93	Brian Johnson	-	K	6' 1"	182	r-So.	Washington, D.C.	Gonzaga	
			5. 17	Tennessee	56	Joe Kane	-	OL	6' 2"	276	Fr.	Wake Forest, N.C.	Heritage
• VT's James Shibest was named 2017 Special Teams Coach of the Year by FootballScoop.com.			51	Gene Kastleburg	-	OL	6' 0"	297	r-Fr.	Richmond, Va.	Benedictine College Prep		
			38	Rico Kearney	-	LB	6' 0"	232	r-Fr.	Jacksonville, Fla.	Mandarin		
			50	Patrick Kearns	-	OL	6' 5"	292	r-So.	Adairsville, Ga.	Darlington School		
			29	Dalton Keene	1	TE	6' 4"	242	So.	Littleton, Colo.	Chatfield		
THE REAL #DBU FBS LEADERS, 1996-PRESENT MOST INT RETURN TDS			68	Connor Kish	-	OL	6' 2"	303	r-Jr.	Oceanside, Calif.	El Camino		
			70	Kevin Kish	-	OL	6' 2"	290	r-Jr.	Oceanside, Calif.	El Camino		
			83	Eric Kumah	2	WR	6' 2"	217	Jr.	Woodbridge, Va.	Forest Park		
			1. 46	VIRGINIA TECH	9	Khalil Ladler	1	DB	5' 11"	189	r-So.	Stone Mountain, Ga.	IMG Academy
Ohio State			33	Deshawn McCleese	1	RB	5' 9"	190	r-Jr.	Chesapeake, Va.	Oscar Smith		
			66	Louis Mihota	-	OL	6' 2"	274	Fr.	Fredericksburg, Va.	Massaponax		
			Florida	99	Vinny Mihota	3	DL	6' 5"	284	Sr.	Fredericksburg, Va.	Massaponax	
			4. 43	Arizona State	18	Raymon Minor	-	LB	6' 2"	245	r-Sr.	Ashland, Va.	Benedictine
Southern Miss			18	Chase Mummau	-	QB	6' 2"	200	r-So.	Mechanicsville, Va.	Lee-Davis		
			12	Henri Murphy	1	WR	5' 10"	190	Sr.	Pine Bluff, Ark.	Dollarway		
			35	Peter Muskett	-	WR	6' 2"	194	r-Fr.	Springfield, Va.	West Springfield		
			69	Yosuah Nijman	3	OL	6' 7"	322	Sr.	Maplewood, N.J.	Columbia		
			33	Bradley Parcell	-	DB	5' 11"	195	Fr.	Roanoke, Va.	Franklin County		
			8	Phil Patterson	1	WR	6' 2"	193	r-So.	Virginia Beach, Va.	Bayside		

THE #LPD LIVES HERE! FBS LEADERS, 1996-PRESENT			#	NAME	VL	POS	HT	WT	YR	HOMETOWN	HS/LAST SCHOOL
THIRD-DOWN PCT.			27	Shawn Payne	-	DB	6' 3"	190	r-Sr.	Chesterfield, Va.	L.C. Bird
1.	31.2	Virginia Tech	32	Steven Peoples	3	RB	5' 9"	221	Sr.	Galax, Va.	Galax
2.	31.9	Florida State	74	Braxton Pfaff	2	OL	6' 5"	308	r-Sr.	Lynchburg, Va.	Liberty Christian Academy
3.	32.4	TCU	62	D'Andre Plantin	1	OL	6' 5"	312	r-Jr.	Norcross, Ga.	Norcross
4.	32.8	Alabama	98	Robert Porcher IV	-	DE	6' 1"	260	r-Fr.	Orlando, Fla.	Dr. Phillips
5.	33.1	Florida	58	Nathan Proctor	-	DE	6' 2"	240	r-Fr.	Indian head, Md.	Lackey
OPP. COMPLETION PCT.			26	Jovonn Quillen	2	DB	6' 0"	187	Jr.	Hampton, Va.	Hampton
1.	50.4	Virginia Tech	46	Nick Reisenweaver	-	WR	6' 1"	182	Fr.	Mechanicsville, Va.	Lee-Davis
2.	51.5	TCU	6	Mook Reynolds	3	DB	6' 0"	185	Sr.	Greensboro, N.C.	Northern Guilford
3.	51.6	Nebraska	44	Dylan Rivers	1	LB	6' 1"	233	So.	Sherando, Va.	Sherando
4.	52.2	LSU	39	Tyree Rodgers	1	DB	6' 1"	185	r-So.	Camden, N.J.	Camden Catholic
5.	52.5	Alabama	15	Sean Savoy	1	WR	5' 9"	190	So.	Washington, D.C.	Woodrow Wilson
INTERCEPTION PCT.			29	Ishmiel Seisay	-	DB	5' 9"	193	r-Jr.	Springfield, Va.	St. Stephen's & St. Agnes
1.	4.4	Virginia Tech	97	Oscar Shadley	-	LS	6' 0"	251	Fr.	Naples, Fla.	Golden Gate
2.	4.1	Florida	37	Devante Smith	-	DB	6' 1"	202	r-Fr.	Manassas, Va.	Stonewall Jackson
3.	3.9	Ohio State	38	Kaleb Smith	-	WR	6' 2"	210	Fr.	Bumpass, Va.	Louisa County
3.9	West Virginia	54	Lecitus Smith	-	OL	6' 3"	309	r-Fr.	Fitzgerald, Ga.	Fitzgerald	
5.	3.8	Georgia	79	Tyrell Smith	2	OL	6' 3"	300	r-Jr.	N. Brunswick, N.J.	Don Bosco Prep
OPPONENT PASSER RATING			30	Caleb Steward	-	RB	5' 11"	209	Fr.	Jacksonville, Fla.	Ed White
1.	106.2	Florida	92	Jordan Stout	-	P/K	6' 2"	192	r-Fr.	Honaler, Va.	Honaker
2.	106.7	Virginia Tech	96	Jimmie Taylor	-	DL	6' 2"	266	r-So.	Jacksonville, N.C.	Southwest-Onslow
3.	106.9	Ohio State	50	Dylan Thevayagam	-	DB	6' 2"	218	Fr.	Cinnaminson, N.J.	Cinnaminson/Fork Union
4.	108.4	LSU	47	Corey Thomas	-	WR	6' 4"	226	Fr.	Chantilly, Va.	Chantilly/ASA Brooklyn
5.	108.6	Alabama	34	Alan Tisdale	-	LB	6' 3"	208	Fr.	Greensboro, N.C.	Page
TAKEAWAYS			58	Zack Treser	-	LB	6' 5"	222	r-Jr.	Blacksburg, Va.	Blacksburg
1.	624	USC	11	Tre Turner	-	WR	6' 2"	179	Fr.	Oak Ridge, N.C.	Northwest Guilford
2.	596	Virginia Tech	28	Jermaine Waller	-	DB	6' 1"	179	Fr.	Washington, D.C.	The Avalon School
3.	591	Florida State	8	Ricky Walker	3	DL	6' 2"	304	r-Sr.	Hampton, Va.	Bethel
591	Boise State	28	Jermaine Waller	-	DB	6' 1"	179	Fr.	Washington, D.C.	The Avalon School	
5.	587	Oregon	5	Bryce Watts	1	DB	6' 0"	171	So.	Toms River, N.J.	Toms River North
SCORING DEFENSE (PPG)			24	Terius Wheatley	-	RB	6' 0"	193	r-Fr.	Ann Arbor, Mich.	Pioneer
1.	16.2	Alabama	5	Ryan Willis	-	QB	6' 4"	211	r-Jr.	Overland Park, Kan.	Bishop Miede
2.	16.6	Ohio State	91	Vince Zduoba	-	TE	6' 3"	242	Jr.	Berryville, Va.	Clarke County
3.	17.5	Virginia Tech	<div>HOKIES IN THE CFB HOF (Inducted)</div> <div>Frank Beamer (2018)</div> <div>• Beamer will be officially enshrined on Dec. 4, 2018. His 280 career victories rank sixth overall in FBS history.</div> <div>• He compiled a 238-121-2 record at VT (1987-2015) and a 42-23-2 mark at Murray State (1981-86).</div> <div>• A five-time conference Coach of the Year, Beamer was the consensus 1999 National Coach of the Year.</div> <div>HB Hunter Carpenter (1957)</div> <div>• Played at Tech (1900-03, '05). Led the 1905 squad with 82 points en route to a 9-1 record as Tech outscored its foes 305-24, including wins over Army and Virginia.</div> <div>E Carroll Dale (1987)</div> <div>• Tech's first All-America selection in 1959, started 39 games (1956-59). The 1958 Southern Conference Player of the Year went on to win a pair of Super Bowls with Green Bay in the NFL ranks.</div> <div>S Frank Loria (1999)</div> <div>• Two-time All-America pick started every game of his Tech career at safety (1965-67). A member of the Marshall coaching staff that perished in 1970 plane tragedy.</div> <div>DT Bruce Smith (2006)</div> <div>• The 1984 Outland Trophy winner, Smith was a two-time All-America pick, racking up 22.0 sacks as a junior in 1983. The top overall selection in the 1985 NFL Draft, Smith owns the NFL career sack record (200.0) and played in four Super Bowls.</div>								
4.	18.3	LSU									
5.	18.5	Florida									
TOTAL DEFENSE (YPG)											
1.	288.1	Alabama									
2.	303.4	Ohio State									
3.	305.7	Virginia Tech									
4.	308.9	Florida									
5.	313.0	LSU									
PASS DEFENSE (YPG)											
1.	188.3	Alabama									
2.	189.0	Virginia Tech									
3.	189.3	Miami									
4.	191.2	South Carolina									
5.	191.6	Florida									
RUSHING DEFENSE (YPG)											
1.	99.8	Alabama									
2.	107.8	Ohio State									
3.	113.0	TCU									
5.	114.4	Florida State									
6.	116.7	Virginia Tech									
TD/INT PCT.											
1.	0.77	Florida									
2.	0.78	Ohio State									
3.	0.79	Virginia Tech									
4.	0.93	Alabama									
5.	0.96	Miami									
OPP. SACK YARDS											
1.	5,573	Virginia Tech									
2.	5,371	Texas									
3.	5,328	USC									
4.	5,155	Florida State									
5.	5,140	Clemson									

RETURNING CAREER STARTS (192)		THE TURNOVER TABLE		THE 2018 NFL DRAFT	
OFFENSE (81)		• VT was +5 (19 takes/24 gives) in 2017		• The 2018 NFL Draft will be conducted April 27-29 in Arlington, TX and will consist of seven rounds (256 selections).	
22	T Yosuah Nijman	• Tech was +10 (15 takes/5 gives) in its nine wins and -5 (4 takes/9 gives) in its four losses in 2017.		• At least one Virginia Tech player has been drafted every season dating back to 1993.	
16	T Kyle Chung	SUPER BOWL HOKIES		• Eleven Tech alums have been first-round picks. The most recent was CB Kyle Fuller (14th overall) by Chicago in 2014.	
13	G Braxton Pfaff	• Three former Virginia Tech players earned Super Bowl rings as members of the Philadelphia Eagles staff (Eugene Chung, Keith Gray and Chris Peduzzi).		• LB Tremaine Edmunds and S Terrell Edmunds are seeking to become the first set of brothers to be selected in the same draft David (D6-ARZ) and Chris Carter (D5-PIT) in 2011.	
12	WR Sean Savoy	• There has been at least one VT alum on the roster for 26 Super Bowls.		THE REAL #DBU	
8	RB Steven Peoples	• In total, 21 different Tech players have been on the NFL's biggest stage, with 13 players owning a Super Bowl ring.		NFL LEADERS	
5	TE Chris Cunningham	• Bruce Smith (4) has made the most SB appearances of any Tech alum. WR Carroll Dale (Green Bay), RB Vaughn Hebron (Denver) and DT Tom Beasley (Pittsburgh) each own two SB rings.		CAREER INTS, ACTIVE IN 2017	
2	WRs C.J. Carroll & Henri Murphy			1.	43 DeAngelo Hall
1	WR Hezekiah Grimsley			2.	42 Terence Newman
1	RB Jalen Holston			3.	36 Reggie Nelson
1	RB Deshawn McCleese			4.	34 Aqib Tablib
DEFENSE (111)				5.	33 Brent Grimes
26	DB Mook Reynolds				
25	DE Vinny Mihota				
17	DT Ricky Walker				
15	CB Adonis Alexander				
14	DE Trevon Hill				
12	S Reggie Floyd & TE Dalton Keene				
2	DE Houshun Gaines & DB Kahlil Ladler				

CAREER/ACTIVE STARTS CHART

	2017	Streak	Career
Carroll, C.	1	-	2
Chung, K.	13	13	16
Cunningham, C.	2	1	4
Clark, J.	1	-	1
Gallo, E.	13	24	38
Holston, J.	1	-	1
Jackson, J.	13	13	13
Keene, D.	13	13	13
Kumah, E.	9	8	9
McMillian, T.	8	-	21
Murphy, H.	2	-	2
Nijman, Y.	8	-	22
Osterloh, P.	5	5	5
Peoples, S.	3	-	9
Pettit, C.	-	-	3
Pfaff, B.	13	13	13
Phillips, C.	12	-	44
Savoy, S.	11	1	11
Teller, W.	13	25	43

STARTED EVERY GAME IN 2017

• Chung, Gallo, Jackson, Keene, Pfaff and Teller.

LONGEST ACTIVE STREAKS

• Jackson - 13
• Keene - 13
• Chung - 13

TOP 20 CONSECUTIVE SCORING TEAMS

• Virginia Tech has scored in **296** straight games dating back to the 1995 season.

• The streak is the sixth-longest streak ever in the history of the NCAA by an FBS school & is now the fourth-longest active streak.

Rk.	School	Years	Games
1.	Florida	1988-	372
2.	Michigan	1984-14	365
3.	BYU	1975-03	361
4.	TCU	1992-	320
5.	Air Force	1992-17	306
6.	Virginia Tech	1995-	296
7.	Tennessee	1994-17	289
8.	Georgia	1995-	289
9.	Ohio State [^]	1993-16	283
	Nebraska	1996-	283
10.	Texas	1980-04	282
12.	Washington State	1984-08	280
13.	Washington	1981-04	271
14.	Oregon	1985-07	267
15.	Boise State	1997-	264
16.	Georgia Tech	1997-	261
17.	Texas Tech	1997-	259
18.	Oklahoma	1998-	254
19.	Colorado	1988-08	242
20.	Kansas State	1996-15	234

Bold = active streak

[^] = 13 games vacated by NCAA

OFFENSE

JACKSON ALL-TIME AMONG VIRGINIA TECH FRESHMEN QB LEADERS

- QB Josh Jackson became only the fourth freshman to make four or more starts at quarterback for the Hokies since Frank Beamer's first season in 1987, joining Will Furrer, Michael Vick and Tyrod Taylor.
- Taylor started in five games in 2007 but he appeared in 11 of the Hokies 14 games that season.
- Along with breaking Tech's freshman QB records in passing yards and passing TDs, Jackson also holds the freshman mark with seven 200-yard passing games with eight.

Passing Yards			Passing TDs			Passer Rating		
Player	Year	Yards	Players	Year	TDs	Players	Year	Rating
1. Josh Jackson	2017	2991	1. Josh Jackson	2017	20	1. Michael Vick	1999	179.2
2. Michael Vick	1999	1840	2. Michael Vick	1999	12	2. Josh Jackson	2017	135.1
3. Will Furrer	1988	1384	3. Will Furrer	1988	6	3. Tyrod Taylor	2007	119.7
4. Todd Greenwood	1982	987	Todd Greenwood	1982	6	4. Todd Greenwood	1982	115.3
5. Tyrod Taylor	2007	927	5. Tyrod Taylor	2007	5	5. Will Furrer	1988	83.2

CAM PHILLIPS: ONE MAN RECORD-BREAKING CREW

- Senior WR Cam Phillips became Virginia Tech's all-time leader in career receiving yards when he caught a 23-yard TD pass vs. Pitt (11/18), passing Isaiah Ford.
- He passed Ford in career receptions when he caught his 211th career pass vs. North Carolina (10/21).
- Phillips also holds the school record with 38 consecutive games with a reception.
- His 14 catches at East Carolina (9/16) set a new school record previously held by Donald Snell (vs. Cincinnati, 8/31/85) and Nick Cullen (vs. Southern Miss, 10/27/90) who both registered 13 receptions in a game.
- Phillips' three receiving touchdowns set a career high and were the most receiving TDs by a Virginia Tech player since Bucky Hodges also had three in a triple overtime game vs. Duke (10/24/15).
- Phillips is currently tied with Danny Coale and Ricky Scales with seven career 100-yard receiving games.

2017 Most Receiving Yards - ACC

Player	Yards
1. Steve Ishmael, Syracuse	1347
2. Kelvin Harmon, NC State	1017
3. Jay Smith, Louisville	980
4. Cam Phillips, Virginia Tech	964
5. Ervin Phillips, Syracuse	904

2017 Most Receiving TDs - ACC

Players	TDs
1. Auden Tate, Florida State	10
2. Greg Dortch, Wake Forest	9
Dez Fitzpatrick, Louisville	9
Braxton Berrios, Miami	9
Cam Serigne, Wake Forest	9
6. Cam Phillips, Virginia Tech	7

2017 Most Receiving YPG - ACC

Players	YPG
1. Steve Ishmael, Syracuse	112.3
2. Jay Smith, Louisville	98.0
3. Cam Phillips, Virginia Tech	80.3
4. Kelvin Harmon, NC State	78.2
5. Ervin Phillips, Syracuse	90.3

Consecutive Games w/ reception - FBS, Active

Players - 2017	No.
1. Allen Lazard, Iowa State	48
2. James Washington, Oklahoma State	45
3. Calvin Ridley, Alabama	44
4. Ryan Yurachek, Marshall	42
5. Jaylen Samuels, NC State	41
6. Cam Phillips, Virginia Tech	39
Christian Kirk, Texas A&M	39
8. Anthony Miller, Memphis	38
9. Courtland Sutton, SMU	37
10. Deon Cain, Clemson	37

2017 100-Yard Receiving Games - ACC

Players	No.
1. Steve Ishmael, Syracuse	7
2. Kelvin Harmon, NC State	6
3. Cam Phillips, Virginia Tech	5
4. Six tied with three	3

Career Receiving Yards			Career Receptions			Career Receiving TDs		
Player	Years	Yards	Players	Years	Rec.	Players	Years	TDs
1. Cam Phillips	2014-17	3,027	1. Cam Phillips	2014-17	236	4. Andre Davis	1998-01	18
2. Isaiah Ford	2014-16	2,967	2. Isaiah Ford	2014-16	210	Ricky Scales	1972-74	18
3. Jarrett Boykin	2008-11	2,884	3. Jarrett Boykin	2008-11	184	Jarrett Boykin	2008-11	18
4. Danny Coale	2008-11	2,658	4. Danny Coale	2008-11	165	7. Cam Phillips	2014-17	17
5. Ricky Scales	1972-74	2,272	5. Bucky Hodges	2014-16	133	8. Josh Morgan	2004-07	16

BREAKING DOWN JOSH JACKSON'S FIRST STARTS

- QB Josh Jackson put together some of the best stats for any first-year full-time starting QB and any Tech freshman signal caller.
- With Tech's 38-0 victory vs. Old Dominion (9/23), Jackson became the first Tech QB since Logan Thomas in 2011 to win his first four career starts.
- Before throwing his first career pick vs. ODU, Jackson's 99 straight passing attempts without an interception to start a career was the longest streak since Grant Noel's school record of 108 passes that were thrown in starts between 1999 and 2001.
- Jackson became the first Virginia Tech QB since Grant Noel in 2001 to not throw an interception in his first three career starts after the win over ECU (9/16).
- Jackson's 372 yards in the air at LSU were the most ever by a Hokie freshman in a game and the fifth most by any Virginia Tech quarterback since 1987.

Most Rushing Yards in First Career Game - QBs

Player	Years
1. Josh Jackson	101 vs. WVU, 9/3/17
2. Michael Vick	54 vs. JMU, 9/4/99
3. Jerod Evans	46 vs. Liberty, 2016
4. Tyrod Taylor	44 at LSU, 9/8/07
5. Bryan Randall	30 vs. UConn, 9/1/01

Most Rushing Yards in First Career Start - QBs

Players	Years
1. Al Clark	119 at Rutgers, 8/30/97
2. Josh Jackson	101 vs. WVU, 9/3/17
3. Nick Sorensen	65 vs. UAB, 11/1/97
4. Michael Vick	54 vs. JMU, 9/4/99
5. Jerod Evans	46 vs. Liberty, 9/3/16
Maurice DeShazo	46 vs. JMU 9/5/92

COLEMAN IS SLY AS FOX

- RB Coleman Fox was sneaky good out of the backfield for the Hokies where he averaged 5.7 yards per carry.
- Fox led the Hokies in rushing three times this season vs. Old Dominion (9/23), vs. Clemson (9/30) and vs. North Carolina (10/21).
- The Salem, Virginia native caught four passes for 13 yards out of the backfield and posted five carries for 39 yards to lead the Hokies vs. Clemson (9/30).
- Fox's breakout game came vs. Old Dominion (9/23) where he rushed for 66 yards on 11 carries. He recorded his first career TD at East Carolina (9/16) on a five-yard run and set a career high with 20 receiving yards vs. North Carolina (10/21).

JACKSON SHINES IN TECH DEBUT

- Making his collegiate debut in a nationally televised primetime matchup against a ranked opponent in an NFL stadium, redshirt freshman QB Josh Jackson helped Virginia Tech retain the Black Diamond Trophy after accounting for 336 yards of total offense and two total TDs.
- Jackson, who threw for 253 yards and rushed for 101 yards, became the first Hokie QB since Logan Thomas in 2013 to pass for 200+ yards and rush for 100+ yards.
- Jackson's rushing total was the most for a Tech QB making his debut since 1987.
- It was the second-most rushing yards for a Hokie QB making his first career start since Al Clark rushed for 119 yards at Rutgers (8/30/97).

JACKSON JOINED NOTABLE COMPANY OF FRESHMAN QB STARTERS AT TECH

- QB Josh Jackson took the first offensive snap of the season for the Hokies on Sept. 3 vs. West Virginia. It was the first snap of his collegiate career.
- *Jackson was the...*
 - The first true or redshirt freshman QB to start a game for the Hokies since Tyrod Taylor vs. Ohio (9/15/07).
 - The first true or redshirt freshman QB to start a season opener for the Hokies since Michael Vick vs. James Madison (9/4/99).

OFFENSE HAS RECORD THREATENING DAY AT EAST CAROLINA

- The Virginia Tech's offense's 64-point output at East Carolina (9/16) threatened multiple school records.
- 64 points is the Hokies' third-highest point total since 1987 and the most since they scored 66 points vs. Appalachian State (9/3/2011).
- Tech's 41 second-half points vs. ECU tied for the most in program history. The Hokies also scored 41-points in the second half vs. West Virginia (10/12/00).
- Tech's 34 points in the third quarter was one point shy of matching the program record of 35 set in the second quarter at Rutgers (10/9/99) and in the first quarter vs. Arkansas State (8/25/02).
- The Hokies' 675 yards of total offense also tied the program single game record set at Pitt (9/11/93).

TEAM RESULTS FOR QBS SINCE 1987

- Over the past 31 seasons, the Hokies have seen 21 men start a game at quarterback. Below are their results, ranked by wins.

Name	Years	Record	Pct.
Vick, Michael	1999-00	21-1	.955
Vick, Marcus	2005	11-2	.846
Druckenmiller, Jim	1995-96	20-4	.833
Taylor, Tyrod	2007-10	34-8	.810
Sorensen, Nick	1997-98	3-1	.750
Noel, Grant	2001-02	10-4	.714
Evans, Jerod	2016	10-4	.714
Glennon, Sean	2006-08	18-8	.692
Randall, Bryan	2002-04	26-12	.684
Meyer, Dave	1998-00	2-1	.667
Thomas, Logan	2011-13	26-14	.650
Jackson, Josh	2017	9-4	.642
Clark, Al	1997-98	12-7	.632
DeShazo, Maurice	1992-94	19-14-1	.586
Brewer, Michael	2014-15	11-9	.550
Motley, Brenden	2015-	3-3	.500
Young, Cam	1988-89	3-3	.500
Furrer, Will	1988-91	16-18-1	.486
Wooten, Rodd	1989, 91	1-2	.333
Chapman, Erik	1987	2-9	.182
Koel, Treg	1992	0-1	.000
Totals		257-128-2	.667

CAREER 100-YARD RECEIVING GAMES

- After registering only two 100-yard receiving games in his three seasons, senior WR Cam Phillips has posted five in 12 games this season.

Player	Years	Gms
1. André Davis	1998-01	10
Jarrett Boykin	2008-11	10
3. Isaiah Ford	2014-16	8
4. Danny Coale	2008-11	7
Ricky Scales	1972-74	7
Cam Phillips	2014-	7
7. Marcus Davis	2009-12	6
8. Antonio Freeman	1991-94	5

CAREER 200-YARD PASSING GAMES

- R-Freshman Josh Jackson has already broken the Virginia Tech freshmen record for 200+ yard passing games.

Player	Years	Gms
1. Logan Thomas	2011-13	27
2. Jim Druckenmiller	1993-96	13
3. Jerod Evans	2016	12
Will Furrer	1988-91	12
5. Tyrod Taylor	2007-10	11
6. Maurice DeShazo	1990-94	10
7. Bryan Randall	2001-04	9
Josh Jackson	2017-	9
9. Michael Vick	1999-00	8
Sean Glennon	2004-08	8
Michael Brewer	2014-15	8

OFFENSIVE RECORD BOOK REWRITTEN IN FIRST SEASON UNDER FUENTE

- Virginia Tech's offensive record book saw nine all-time marks go down in the first season under head coach Justin Fuente and offensive coordinator/QBs coach Brad Cornelison in 2016.

Single-Season Team Records		Prior	Top Mark	Season
Category	2016	Finish		
Passing Att.	449	Second	456	2014
Passing Comp.	279	First	271	2014
Completion Pct.	62.1%	First	61.8%	2002
Passing Yards	3,660	First	3,348	1972
Total Offense	6,223	First	5,782	2011
Total Plays	1,087	First	995	2011
Passing TDs	31	First	24	4x, 2015
Total TDs	61	T-First	61	2x, 2003
Total Points	490	First	474	2010
First Downs	330	First	296	2011
Passing First Downs	172	First	152	1972

DEFENSE

BUD'S DONUT SHOP: #LPD GETS FBS-BEST THIRD SHUTOUT AT UVA

- The Lunch Pail Defense was back among the top defenses in the nation in 2017, especially after it registered its third shutout of the season at Virginia (11/24) in the Commonwealth Clash.
- Tech's three donuts in 2017 were the most in the FBS and its most since 1998 when the #LPD also shutout three opponents.
- The Hokies only gave up five rushing yards at UVA, its lowest rushing total allowed since Rutgers had three rushing yards in the Russell Athletic Bowl (12/28/12).
- This season marks the 10th multi-shutout campaign in the Bud Foster Era (since 1987).
- The Hokies are now 99-1 since 1996 when holding opponents to 10 points or less.
- The #LPD has held foes to 10 points or less six times this season, its most since 2009 when Tech also held six team to 10 points or less.

MULTI-SHUTOUT SEASONS - SINCE 1987

Season	# of Shutouts	Final Record
1. 2006	4	10-3, 6-2 ACC
2001	4	8-4, 4-3 BIG EAST
3. 1998	3	9-3, 5-2 BIG EAST
2017	3	9-4, 5-3 ACC
5. 2005	2*	11-2, 7-1 ACC

*multiple, last two shutout season was 2005

TECH'S 4-8 DEFENSE: THE HOKIES' ALL-CONFERENCE INTERIOR LINEMEN

- DT Tim Settle (No. 4) and DT Ricky Walker (No. 8) were arguably two of the biggest players to wear single digit uniform numbers and one of the top defensive tackle tandems in the nation this past season.
- Virginia Tech, Miami and Clemson are the only three ACC teams to have multiple defensive linemen earn all-conference accolades.
- Settle, who came to Tech weighing north of 360 pounds but has slimmed down to 335, led all ACC defensive tackles with 12.5 tackles for loss. Ten of his tackles behind the line scrimmage came against ACC opponents, which is tied for seventh in the conference.
- Known as the "Bell Cow" of the Lunch Pail Defense, Walker put together a career year as a redshirt junior, setting personal bests with 13 starts, 41 total tackles, 12.5 tackles for loss and 4.5 sacks.

#LPD FBS RANKS

Scoring Defense	
School	PPG
1. Alabama	11.9
2. Clemson	13.6
3. Wisconsin	13.9
4. Virginia Tech	14.8
5. Washington	16.1

Third-Down Defense

School	Pct.
1. Michigan	26.1
2. Virginia Tech	26.2
3. Texas	27.1
4. Washington St.	28.5
5. Wisconsin	29.1

Red Zone Scores

School	No.
1. UTSA	18
2. Virginia Tech	21
3. Duke	21
4. Clemson	23
5. Army	24

Red Zone Defense

School	Pct.
1. Troy	.614
2. TCU	.694
3. Army	.706
4. USC	.712
5. Wisconsin	.714
6. UTSA	.720
7. Virginia Tech	.724

#LPD SHOWS RED ZONE TOUGHNESS VS. PITT

- Bud Foster's defense was one of the best in the nation in the Red Zone in 2017 and it was on full display on the final drive vs. Pitt (11/18).
- After DB Reggie Floyd made a game-saving tackle at Virginia Tech's one-and-a-half yard line with 1:02 to play, the Lunch Pail Defense went to work.
- LB Andrew Motuapuaka assisted on two tackles for no gain on the first two downs, CB Greg Stroman broke up a pass on third down and Floyd and DB Khalil Ladler combined on a TFL on the game's final play as the clock expired.

PRODUCTIVITY IS PRONOUNCED "MOTUAPUAKA"

- LB Andrew Motuapuaka, the player that DC Bud Foster says most epitomizes the values of the Lunch Pail Defense, was arguably the most productive player on the Virginia Tech defense over his four seasons in Blacksburg.
- His six career fumble recoveries were the most of any Virginia Tech player since at least 1987.
- Motuapuaka is one of only three Hokies since 1987 to register 25+ career tackles for loss, 10+ sacks and 5+ interceptions.
- He's also the only Tech player since 1987 to register five or more forced fumbles and 5+ fumble recoveries in a career.
- Against North Carolina, Motuapuaka led the Hokies with nine tackles to go along with 1.5 TFL, a pass breakup and his fifth career interception.

CAREER 25+ TFL, 10+ SACKS, 5+ INTS - SINCE 1987

Player (Years)	TFL	Sacks	INTs
Andrew Motuapuaka (2014-)	32.5	11.5	5
Xavier Adibi (2004-07)	30.0	11.0	8
Brandon Semones (1993-96)	25.5	13.0	5

THE LUNCH PAIL D

***BUD FOSTER'S DEFENSE BY THE NUMBERS (since 1987 unless noted otherwise)**

- 99-1 when holding foes to 10 points or fewer (Since 1996)
- 71 defensive TDs
- 50 different Hokies have scored defensive TDs
- 41 players selected in NFL Draft
- 43 games with three or more INTs
- 34 shutouts
- 9 players drafted in first or second rounds
- 3 players earned Super Bowl rings – LB Cornell Brown, S Pierson Prioleau, S Kam Chancellor
- 3 Pro Bowlers – S Kam Chancellor, CB Brandon Flowers, CB DeAngelo Hall

CAREER/ACTIVE STARTS CHART

	2017	Streak	Career
Alexander, A.	2	-	15
Belmar, E.	1	1	1
Edmunds, Te.	10	-	31
Edmunds, Tr.	13	28	29
Facyson, B.	11	11	47
Floyd, R.	12	3	12
Gaines, H.	2	2	2
Hill, T.	12	1	14
Huelskamp, S.	-	-	2
Ladler, K.	2	2	2
Mihota, V.	11	-	25
Motuapuaka, A.	13	38	42
Newsome, D.	3	3	3
Reynolds, M.	11	-	26
Settle, T.	13	13	13
Shegog, A.	1	-	8
Stroman, G.	13	13	29
Walker, R.	13	13	17

STARTED EVERY GAME IN 2017

- Tr. Edmunds, Motuapuaka, Settle, Stroman and Walker.

LONGEST ACTIVE STREAK

- Walker - 13

#LPD AMONG FBS LEADERS

• 1996 – PRESENT

Rank	Category	No.
1st	Sacks	813.0
1st	Sack Yards	-5,573
1st	Interceptions	373
1st	Third-Down Pct.	31.2
1st	Completion Pct.	50.4
1st	INT Return TDs	47
2nd	Pass Defense	189.0 ypg
2nd	INT Pct.	4.4
2nd	Passer Rating	106.7
2nd	Takeaways	596
3rd	Total Defense	305.7 ypg
4th	TD/INT Ratio	0.79
5th	Rush Defense	116.7 ypg

- **Why 1996?** Bud Foster, who was on Frank Beamer's first coaching staff in 1987, took over full-time duties as defensive coordinator in 1996. Since then, he has developed one of the top defenses in college football.

#LPD = TDs

• 1987 - PRESENT

93 Total TDs scored by the defense

- **60 pass interceptions**
last Greg Stroman (24 yds)
at Georgia Tech (11/11/17)
- **31 fumble returns**
last Ricky Walker (12 yds)
vs. North Carolina (10/21/17)
- **2 fumble recoveries**
last Carl Bradley (in End Zone)
at Rutgers (8/30/97)
- **11 total safeties by the defense**
last vs. East Carolina (9/24/16)

CAREER/ACTIVE STARTS CHART

	2017	Streak	Career
Bradburn (P, H)	13	13	13
Johnson, B. (K)	2	-	2
Slive, J. (K)	11	1	51
Taylor, C. (LS)	13	29	29

STARTED EVERY GAME IN 2017

- Bradburn
- Taylor

LONGEST ACTIVE STREAKS

- Bradburn: 13

SPECIAL TEAM SCORES

• 1987 - PRESENT

59 Total TDs scored by special teams

- **23 punt returns**
last Greg Stroman (91 yds)
vs. North Carolina (10/21/17)
- **20 blocked punts**
last Anthony Shegog (19 yds)
at Purdue (9/19/15)
- **9 kickoff returns**
last Demetri Knowles (93 yds)
at North Carolina (10/6/12)
- **5 blocked field goals**
last Adonis Alexander (75 yds)
at Duke (11/5/16)
- **1 fumble recovery**
last Tee Butler (in End Zone)
vs. Syracuse (10/16/99)
- **1 fumble return**
last Andrew Motuapuaka (on KO)
vs. Western Michigan (9/27/14)
- **11 total safeties on special teams**
last vs. Liberty (9/3/16)

BLOCK PARTY

- Over the past 31 seasons, Tech special teams have blocked **73** punts, **45** field goal attempts and **28** point-after attempts for a total of 146 in 388 games - approx. 1 every **2.66** games.
- Tech blocked **1** FGA this in 2017, Tim Settle vs. ECU (9/16/17) on a 48-yard attempt, and **5** punts, Khalil Ladler against BC (10/7/17), Deon Newsome vs. UNC (10/21/17), two against Pitt (11/19/17) in Anthony Shegog and Jovonn Quiellen and one versus Virginia (11/24/17) in Jovon Quiellen's, when he was ironically wearing the honorary No. 25 jersey.

#LPD ACCEPTS THE CHALLENGE VS. UNC

- The Tech defensive line was challenged by defensive coordinator Bud Foster and defensive line coach Charley Wiles to get to the QB vs. UNC (10/21) and they answered in a big way.
- Led by defensive tackles Ricky Walker and Tim Settle, the Hokies set season highs with 13.0 tackles for loss and six sacks.
- Walker also had a 12-yard fumble return TD while DE Trevon Hill, who finished with six tackles and a sack, caused a fumble of his own.
- Overall, the Lunch Pail Defense scored two defensive TDs in the same game for the first time since at Boston College (10/18/08), a rare occurrence over the last 10 seasons.

MULTI-DEFENSIVE TD GAMES - SINCE 2000

Game	Date	TDs
vs. North Carolina	10/21/17	Ricky Walker 12-yd. FR; Reggie Floyd 69-yd. INT return
at Boston College	10/18/08	Brett Warren 36-yd. INT return; Victor "Macho" Harris 55-yd. INT return
vs. Western Michigan	9/11/04	Jason Lallis, 28-yd. fumble return; Brandon Flowers 38-yd. INT return
vs. Miami	11/3/03	DeAngelo Hall 28-yd. fumble return; Eric Green 51-yd. INT return
vs. Arkansas State	8/25/02	DeAngelo Hall, 69-yd. PR, 49-yd. INT return; Jason Lallis, 59-yd. FR

LUNCH PAIL DEFENSE



- The famed Virginia Tech Lunch Pail has come to symbolize the blue-collar approach of the Hokies' defense under longtime defensive coordinator Bud Foster.
- In 1995, Foster served as co-defensive coordinator with Rod Sharpless, whose mother-in-law found the original Lunch Pail in Mercerville, New Jersey. The pail once belonged to a coal miner and after a record-setting defensive season, the Lunch Pail became an iconic part of Hokies' lore.
- The Pail travels wherever the Hokies go and its care is only entrusted to a defensive leader.
- Before the start of every season, a signed mission statement from the defense is placed in The Pail. Then every week, unit goals, team goals and keys to success are placed in The Pail, plus the turf from any road victories.
- Since 2007, The Pail has also contained the names of the 32 fallen Hokies taken in the April 16 tragedy.
- Darryl Tapp is the only player who has ever earned lifetime possession of an incarnation of The Pail from Foster.

FACYSON GETS PDs RECORD VS. PITT

- CB Brandon Facyson has quietly pieced together one of the most productive careers for a DB at Virginia Tech.
- Facyson's pass breakup on the first drive vs. Pitt (11/20) gave him 43 for his career, eclipsing Brandon Flowers and Antone Exum for the most in program history since 1987.
- After posting 13 PDs and five interceptions to earn third-team All-ACC honors as a true freshman in 2013, Facyson had five PDs in three games before suffering a season-ending injury.
- He earned a medical redshirt and had 10 pass breakups as a redshirt sophomore in 2015 and 11 in 2016.
- He's the only player on this year's roster that played in 2013 for a Hokies squad that went 8-5 overall and 5-3 in the ACC.

PASSES DEFENDED LEADERS - SINCE 1987

Player	Years	PDs
1. Brandon Facyson	2013-17	44
2. Brandon Flowers	2004-07	42
Antone Exum	2010-13	42
4. Tyrone Drakeford	1990-93	41
5. William Yarborough	1992-95	40

EDMUNDS BROTHERS ANCHORED THE #LPD

- Of all the combinations of brothers that have come through Blacksburg, perhaps no set of brothers had an impact quite like the Edmunds', Terrell and Tremaine.
- **Terrell** was a consensus Honorable Mention All-ACC pick as a redshirt sophomore and collected 59 tackles, 2.5 sacks, two interceptions and six passes defended in 10 starts at free safety as a junior. He had 70 return yards on those two interceptions, the eighth most in the ACC, and earned third-team All-ACC accolades
- **Tremaine** was one of five finalists for the Butkus Award after registering his second straight 100-tackle season. He finished seventh in the conference with 109 total tackles, was a first-team All-ACC selection and a USA Today second-team All-American.

LONGEST TENURED FBS ASSISTANTS

ACTIVE and CONTINUOUS

- Entering the 2017 season, only seven assistant coaches in the country have been at their schools since 1996, and Virginia Tech has two of them.

1. ***Bud Foster (1987), Virginia Tech**
2. Jerry Brown (1993), Northwestern
3. Odell Haggins (1994), Florida State
- Mo Latimore (1994), Kansas State
5. **Charley Wiles (1996), Virginia Tech**

* - Tech's Foster, who became the Hokies' co-defensive coordinator in 1995, is also the nation's longest-tenured DC.

via The Athletics's Chris Vannini

#LPD GETS THE SHUTOUT VS. DELAWARE

- Four team sacks, 12 TFL and two turnovers helped the Hokies notch the 32nd shutout of the Bud Foster Era vs. Delaware (9/9).
- The Blue Hens made two trips to the red zone and were turned away both times by the Lunch Pail Defense - first trip ended with a missed field goal that clanked off the right upright and an interception from S Terrell Edmunds ended the second threat.
- Foster's defense has registered shutouts in back-to-back seasons for the first time since 2011-12 when the Hokies pitched shutouts at Virginia (38-0, 11/26/11) and vs. Bowling Green (37-0, 9/22/12).

MOTUAPUAKA AND STROMAN LEAVE IN RARE COMPANY

- LB Andrew Motuapuaka and CB Greg Stroman each scored three-plus defensive or special teams TDs in their Tech careers.
- Below are the non-offensive TD rankings since 1987:

ALL-TIME RETURN TDs - SINCE 1987

1. DeAngelo Hall	7 (5 PR/1 FR/ 1 INT)
2. Greg Stroman	6 (1 FR/4 PR/1 INT)
3. Macho Harris	5 (4 INT/1 KOR)
4. Andrew Motuapuaka	4 (1 INT/3 FR)
André Davis	4 (4 PR)

SPECIAL TEAMS

THE HIDDEN SIDE OF BEAMERBALL

- The legs of K Joey Slye, K Brian Johnson and P Oscar Bradburn proved to be critical in Virginia Tech's success in 2017 as they gave their opponents little room to breathe when starting drives offensively.
- Only Oklahoma (85), Georgia (77), Auburn (65) and Arizona (58) had more touchbacks on kickoffs than Virginia Tech (59).
- The Hokies led the Power Five with 335 kick return yards allowed and ninth with 49 opponent punt return yards.
- Overall, the Hokies led the Power Five with 3335 total opponent return yards.
- The Hokies also won the hidden yardage battle when comparing drive start averages; opponents average drive start is 23.5 while the Hokies average drive start is just over the 35-yard line.
- Special teams coordinator James Shibest was named 2017 Special Teams Coordinator of the Year by FootballScoop.com, marking the second time he's won that honor.

BEAMERBALL POWER FIVE RANKS

Touchbacks on Kickoffs		Total Opp. Return Yards		Blocked Kicks	
School	TBs	School	Yds	School	BK
1. Oklahoma	85	1. Virginia Tech	335	1. Texas A&M	8
2. Georgia	77	2. Illinois	355	2. Virginia Tech	6
3. Auburn	65	3. Vanderbilt	511	Arizona State	6
4. Arizona	63	4. South Carolina	491	Florida State	6
5. Virginia Tech	59	5. Florida	504	5. NC State	5

STROMAN FINISHES AMONG THE TOP PUNT RETURNERS IN VT HISTORY

- Greg Stroman's 91-yard punt return for a touchdown vs. North Carolina (10/21) helped propel him further up in Virginia Tech's record book for punt returns.
- Stroman finished behind Eddie Royal for first all-time in punt return yards and tied for second in punt return TDs with Andre Davis and Frank Loria.
- In Tech's history, only three men have ever returned more than 100 punts, John Ludlow (136, 1979-82), Stroman (125, 2014-17) and Eddie Royal (111, 2004-07). Stroman and Royal are the only Hokies to return 100+ punts and rack up 1,000 or more return yards.

2017 FBS LEADERS - PUNT RETURN YARDS

Returner, School	Yards
1. Dante Pettis, Washington	428
2. Greg Stroman, Virginia Tech	397
4. Blaise Taylor, Arkansas State	370
3. Michael Walker, Boston College	354
5. Donovan Peoples-Jones, Michigan	320

Career Punt Returns			Career Punt Return Yards			Career Punt Return TDs		
Player	Years	Ret.	Players	Years	Yds.	Players	Years	TDs.
1. John Ludlow	1979-82	136	1. Eddie Royal	2004-07	1,296	1. DeAngelo Hall	2001-03	5
2. Greg Stroman	2014-	125	2. Greg Stroman	2014-	1,095	2. Andre Davis	1998-01	4
3. Eddie Royal	2004-07	111	3. Andre Davis	1998-01	872	Frank Loria	1965-67	4
4. Billy Meyers	1984-87	90	4. DeAngelo Hall	2001-03	839	Greg Stroman	2014-	4
5. Angelo Harrison	1995-98	73	5. John Ludlow	1979-82	837	5. Eddie Royal	2004-07	3

FOOTBALL HISTORY

All-Time Tech Record (1892- ; 124 seasons)

Overall	738*-465-46
Conference	244-170-21
In Blacksburg	380-113-13
Behind Lane Hall (1892)	1-0-0
Sheib Field (1894-1901)	13-1-0
Gibboney Field (1902-08)	19-2-0
Miles Field (1909-25)60-3-3
Miles Stadium (1926-64)67-25-4
Lane Stadium (1965-; 53rd season) ..	220-82-6

On the road	204-219-14
Neutral sites	153-133-19
Televised games	218-106
Overtime games	6-6
When ranked	165-59-1
Opponent ranked	53-91-1
Both teams ranked	35-29
VT ranked higher	23-11
Opponent ranked higher	12-18
* - includes forfeit by Temple during 1986 season	

	Tech	Opp.
Total points scored (Ave.) ..	25,780 (21)	17,936 (14)
Most Points Scored	99 (1919)	77 (1973)
Shutouts By (last)	249 (2017)	144 (1995)
Largest Margin of Victory ..	99 (1919)	71 (1973)
Smallest Margin of Victory ..	1 (2014)	1 (2004)

TECH IN OVERTIME (6-6)

Date	Opp.	Tech	Opp	Result	In
9/19/98	at Miami	27	20	W	OT
11/9/02	at Syracuse	42	50	L	3OT
11/15/03	at Temple	24	23	W	OT
1/3/12	vs. Michigan	20	23	L	OT
9/3/12	Ga. Tech	20	17	W	OT
11/17/12	at BC	30	23	W	OT
12/28/12	vs. Rutgers	13	10	W	OT
9/21/13	Marshall	29	21	W	3OT
11/16/13	Maryland	24	27	L	OT
11/22/14	at WF	3	6	L	2OT
10/24/15	Duke	43	45	L	4OT
11/21/15	UNC	27	30	L	OT

POWER 5 LEADERS

MOST WINS

1996-Present

1. Ohio State	230
2. Florida State	214
Oklahoma	214
4. Alabama	208
5. Virginia Tech	206

MOST 10-WIN SEASONS

1999-Present

1. Oklahoma	15
2. Ohio State	13
3. Virginia Tech	12
Alabama	12
TCU	12

SLYE BECOMES TECH'S ALL-TIME LEADING SCORER

- K Joey Slye surpassed K Shayne Graham once again as his 11-point performance at Boston College (10/7) made him Virginia Tech's career leader in points.
- His third field goal of the day at East Carolina gave him 69 for his career, breaking Virginia Tech's all-time mark of 68 that had been held by Shayne Graham since 1999.
- Slye also scored in 42 consecutive games dating back to Nov. 1 of his freshman season, breaking Shayne Graham's record of 37 straight games set between 12/31/96 vs. Nebraska and 1/4/00 vs. Florida State.

Tech Career FG Leaders			Tech Career Scoring Leaders		
Name	Years	FGs	Name, pos.	Years	Pts
1. Joey Slye	2014-	78	1. Joey Slye, K	2014-	403
2. Shayne Graham	1996-99	68	2. Shayne Graham, K	1996-99	371
3. Brandon Pace	2003-06	58	3. Lee Suggs, RB	1999-02	336

OSCAR BRADBURN: THE PUNTER FROM DOWN UNDER

- P Oscar Bradburn placed three punts inside the 20, had two punts of 50+ yards and drew three fair catches playing in his first American rules football game vs. West Virginia (9/3).
- A native of Sydney, Bradburn played Australian Rules Football for Sydney Swans Academy and trained at ProKick Australia, a facility in Melbourne that produced two of the three finalists for the 2016 Ray Guy Award.
- Tech's special teams and tight ends coach James Shibest, Bradburn's primary recruiter, is no stranger to working with Australian punters. While serving as special teams coach under Justin Fuente at Memphis, Shibest coached 2013 Ray Guy Award winner and Geelong, Australia native Tom Hornsey.

BEAMER'S RETIRED NO. 25 MAKES A RETURN TO THE FIELD

- DB Jovonn Quillen partially blocked a punt at Virginia (11/24), wrapping up another magical season of players that wore Beamer's No. 25.
- Head coach Justin Fuente and the Hokies paid homage to Frank Beamer and Virginia Tech's legacy of excellence on special teams last season by selecting a special teams player of the week who will wear No. 25.
- With Coach Beamer's blessing, his retired No. 25 was worn by a player who exemplified the role special teams played during Virginia Tech's rise to national prominence.

2017 "25" Game By Game

Opponent	Honoree
West Virginia	LB Anthony Shegog
Delaware	LS Colton Taylor
ECU	PR Greg Stroman
ODU	DB Deon Newsome
Clemson	S Terrell Edmunds
B. College	CB Greg Stroman
UNC	P Oscar Bradburn
Duke	DT Ricky Walker
Miami	LB Sean Huelskamp
Ga. Tech	LB Tremaine Edmunds
Pitt	LB Andrew Motuapuaka
Virginia	DB Jovonn Quillen
Oklahoma St.	LB Andrew Motuapuaka

TURNOVER SUMMARY

Date	Opponent	Takeaways	Points Off	Giveaways	Points Off	TO Margin	Points Off Margin
9/3	West Virginia	1	0	0	0	+1	0
9/9	Delaware	2	3	1	0	+1 (+2)	+3 (+3)
9/16	East Carolina	3	17	0	0	+3 (+5)	+17 (+20)
9/23	Old Dominion	1	7	1	0	0 (+5)	+7 (+27)
9/30	Clemson	0	0	3	14	-3 (+2)	-14 (+13)
10/7	Boston College	0	0	1	0	-1 (+1)	0 (+13)
10/21	North Carolina	3	21	0	0	+3 (+4)	+21 (+34)
10/28	Duke	2	3	0	0	+2 (+6)	+3 (+37)
11/4	Miami	3	7	4	7	-1 (+5)	0 (+37)
11/11	Georgia Tech	1	7	0	0	+1 (+6)	+7 (+44)
11/18	Pitt	2	10	1	0	+1 (+7)	+10 (+54)
11/24	Virginia	1	7	1	0	0 (+7)	+7 (+61)
11/28	Oklahoma State	0	0	2	3	-2 (+5)	-3 (+58)
Totals		19	82	14	24	+5	+58

TEAM NOTES

HOKIES TOP TEAM OVER PAST 18 YEARS IN RIVALRY GAMES

- Over the past 18 seasons, Virginia Tech has dominated its in-state FBS rival like no other major program.
- While not an exhaustive list, here is a look at how the Hokies 18-1 record vs. UVA stacks up over the past 18 years against some of the other national in-state rivalries.
- Asterisk denotes the inclusion of a game played this season.

RECORD	TEAM	RIVAL	RIVALRY/TROPHY	CURRENT WIN STREAK	TEAM
1. 18-1 (.947)*	Virginia Tech	Virginia	Commonwealth Cup	14 Games	Virginia Tech
2. 15-4 (.789)*	Oklahoma	Oklahoma St.	Bedlam	3 Games	Oklahoma
15-4 (.789)*	USC	UCLA	Victory Bell	3 Games	USC
4. 14-5 (.737)*	Washington	Washington St.	Apple Cup	5 Games	Washington
5. 13-6 (.684)*	Oregon	Oregon State	Civil War	1 Game	Oregon
6. 12-7 (.632)*	Stanford	California	Big Game	8 Games	Stanford
12-7 (.632)*	Clemson	South Carolina	The Palmetto Bowl	5 Games	Clemson
8. 11-9 (.611)*	Florida State	Miami	(includes a bowl game)	1 Game	Miami
9. 10-9 (.526)*	Michigan St.	Michigan	Paul Bunyan	1 Game	Michigan St.
10-9 (.526)*	Auburn	Alabama	Iron Bowl	1 Game	Auburn
10-9 (.526)*	Ole Miss	Miss. State	Egg Bowl	1 Game	Ole Miss
12. 9-10 (.473)*	Florida	Florida State	Sunshine Showdown	5 Games	Florida State

HOKIES IN THE RANKINGS

- Tech has been either ranked or receiving votes in the AP Top 25 in every week since entering the 2016 ACC Championship game vs. Clemson at No. 19.

	Pre	2	3	4	5	6	7	8	9	10	11	12	13	14	15	F
AP	21	18	16	13	12	16	15	14	13	13	17	RV	24	22	22	24
Coaches	22	18	16	13	12	19	17	14	13	13	17	RV	25	21	21	25
CFP	-	-	-	-	-	-	-	-	-	13	17	NR	25	22	22	24

THE DRIVE FOR 25

- On Dec. 12, 2016, the Virginia Tech Athletics Department announced the launching of a campaign entitled "Drive for 25," with the department seeking to increase membership in the Virginia Tech Athletic Fund (aka the "Hokie Club") to 25,000 members. That would make the Hokie Club the largest athletics fundraising group in the ACC.
- The impetus behind the Drive for 25 is to raise the financial resources needed to provide Virginia Tech student-athletes with the opportunities to continue their success in the classroom, in competition and in the community.
- The Hokie Club's primary role in providing opportunities for student-athletes comes through the raising of money for scholarships, but tuition, fees and cost of attendance increases continue to climb. The department projects the scholarship bill for 2016-17 to be around \$14.4 million, and the Hokie Club raised \$11.5 million for scholarships last year.
- Legendary head football coach Frank Beamer, who retired at the conclusion of the 2016 season, will be the spokesperson for the campaign. Beamer is a longtime member of the Hokie Club and has contributed extensively to both athletics and academics at the university over three decades.



VIRGINIA TECH CELEBRATES 125 YEARS OF FOOTBALL

- The 2017 football season will mark the 125th year of Virginia Tech Football, with the first game being played on October 21, 1892.
- The Hokies' 59-7 victory over North Carolina (10/21) served as a fitting birthday present on the 125th anniversary of the first Virginia Tech football game.
- Virginia Tech has produced new in-game features showcasing fans and former student-athletes' favorite games and memories. Virginia Tech will also be recognizing a group of former student-athletes at each home game.

FOOTBALL IS FAMILY AT VIRGINIA TECH

- The Virginia Tech football program prides itself on the family atmosphere it instills. That atmosphere hasn't gone unnoticed as many sets of sons and brothers of former Hokies have followed in the footsteps of their fathers and older brothers and decided to play in Blacksburg. Since 1987, Tech has seen 25 sets of brothers (27 total) and seven fathers and their sons compete for the Hokies.

FATHER

Eugene Chung (lettered 1988-91) RT Kyle Chung
Rich Fox (lettered 1986-89) RB Coleman Fox

SON

BROTHERS

The Mihota's: DE Vinny Mihota, OL Louis Mihota
The Kish's: OL Kevin Kish, OL Connor Kish
The Grimm's: Quality Control, Defense Cody Grimm (lettered 2006-09), LB Chad Grimm (lettered 2006)



25 STRAIGHT!: HOKIES EXTEND NATION'S LONGEST ACTIVE BOWL STREAK

- With its win over UNC, Virginia Tech extended college football's longest active streak of bowl berths to 25. Georgia is the next-closest team with 21 straight.
- Tech's 25-year bowl streak is now tied with Alabama (1959-83) for the third-longest in college football history.



ALL-TIME LONGEST BOWL STREAKS

School	Seasons	Started	Ended
1. Nebraska	35	1969	2003
2. Michigan	33	1975	2007
3. Alabama	25	1959	1983
Virginia Tech	25	1993	present
5. Florida State	24	1982	2005*
6. Florida	22	1991	2012

*Bowl appearance vacated by NCAA.

2017 HONORS

HC Justin Fuente

- Bobby Dodd Trophy Midseason Watch List

DC Bud Foster

- Athlon Sports Defensive Coordinator of the Week (10/23)
- Broyles Award Nominee (11/8)

Special Teams Coordinator James Shibest

- Special Team Coordinator of the Year, FootballScoop.com

P Oscar Bradburn

- Ray Guy Award Watch List

CB Brandon Facyson

- East-West Shrine Game Invitee

DB Reggie Floyd

- ACC Co-Defensive Back of the Week (10/23)

S Terrell Edmunds

- 2017 Second-Team All-ACC, Phil Steele
- 2017 Second-Team All-ACC, AP
- 2017 Third-Team All-ACC
- ACC Defensive Back of the Week (10/30)

LB Tremaine Edmunds

- 2017 First-Team All-ACC, Phil Steele
- 2017 Third-Team All-American, AP
- 2017 Second-Team All-American, USA Today
- 2017 Second-Team All-American, SB Nation
- 2017 Second-Team All-American, The Athletic
- Dudley Award Finalist
- 2017 First-Team All-ACC, AP
- 2017 First-Team All-ACC
- Butkus Award Finalist
- Lott Impact Trophy Quarterfinalist
- Midseason All-ACC Team, ESPN.com
- Athlon Sports Preseason All-America 3rd Team
- Bednarik Award Watch List
- Nagurski Trophy Watch List
- All-ACC Preseason Football Team
- Sports Illustrated Preseason Second Team All-American

C Eric Gallo

- Spiral Tropical Bowl Invitee
- 2017 All-ACC Honorable Mention
- Pro Football Focus ACC Team of the Week, C (10/10)

QB Josh Jackson

- Manning Award Watch List
- Pro Football Focus National Team of the Week, QB (9/19)
- ACC Rookie of the Week (9/18)
- Athlon Sports Offensive Freshman of the Week (9/17)
- ACC Rookie of the Week (9/5)
- CBS Sports Freshman of the Week (9/5)

LB Andrew Motuapuaka

- NFLPA Collegiate Bowl Invitee
- 2017 Second-Team All-ACC, Phil Steele
- Polynesian College Football Player of the Year Finalist
- 2017 Pro Football Focus First-Team All-ACC
- 2017 Third-Team All-ACC
- ACC Linebacker of the Week (9/5)

WR Cam Phillips

- 2017 First-Team All-ACC, Phil Steele
- Richmond TD Club Offensive End of the Year
- 2017 First-Team All-ACC, AP
- 2017 First-Team All-ACC, Pro Football Focus
- 2017 First-Team All-ACC
- Midseason All-ACC Team, ESPN.com
- HERO Sports CFB HERO of the Week (9/22)
- Pro Football Focus National Team of the Week, WR (9/19)
- ACC Receiver of the Week (9/18)
- ACC Receiver of the Week (9/5)
- Biletnikoff Award Watch List
- All-ACC Preseason Football Team

DB Mook Reynolds

- Pro Football Focus ACC Team of the Week, DB (10/10)

WR Sean Savoy

- Orange Bowl-FWAA Courage Award (10/25)
- Pro Football Focus ACC Team of the Week, WR (10/10)
- ACC Rookie of the Week (10/9)

DT Tim Settle

- 2017 First-Team All-ACC, Phil Steele
- 2017 Second-Team All-ACC, AP
- 2017 Pro Football Focus First-Team All-ACC
- 2017 Second-Team All-ACC
- Bednarik Award Midseason Watch List
- Midseason All-ACC Team, ESPN.com
- Pro Football Focus ACC Team of the Week, DL (10/10)
- Piesman Trophy Watch List

K Joey Slye

- Wuerffel Trophy Nominee
- All-State Good Works Team
- Groza Award Watch List

CB Greg Stroman

- 2017 First-Team All-ACC (CB), Phil Steele
- Richmond TD Club Specialist of the Year
- 2017 First-Team All-ACC (CB), AP
- 2017 All-ACC Honorable Mention (PR)
- 2017 First-Team All-ACC (CB)
- ACC Specialist of the Week (10/23)
- Midseason All-ACC Team, ESPN.com
- Athlon Sports Preseason All-America 2nd Team
- Jim Thorpe Award Watch List
- Hornung Award Watch List

G Wyatt Teller

- Reese's Senior Bowl Invitee
- 2017 First-Team All-ACC, Phil Steele
- 2017 First-Team All-ACC, AP
- 2017 First-Team All-ACC, Pro Football Focus
- 2017 First-Team All-ACC
- All-ACC Preseason Football Team

DT Ricky Walker

- 2017 Third-Team All-ACC, Phil Steele
- 2017 All-ACC Honorable Mention
- ACC Defensive Lineman of the Week (10/23)
- Pro Football Focus ACC Team of the Week, DL (10/10)

HOKIES ON CURRENT NFL ROSTERS - 16

T	Nick Becton	N.Y. Giants
T	Duane Brown	Seattle
S	Kam Chancellor	Seattle
S	Chuck Clark	Baltimore
RB	Trey Edmunds	New Orleans
DB	Antone Exum, Jr.	San Francisco
WR	Isaiah Ford	Miami
CB	Kyle Fuller	Chicago
CB	Kendall Fuller	Washington
T	Laurence Gibson	Cleveland
S	DeAngelo Hall	Washington
TE	Ryan Malleck	Houston
LB	Dadi Nicolas	Kansas City
FB	Sam Rogers	LA Rams
QB	Tyrod Taylor	Buffalo
TE	Logan Thomas	Buffalo


*As of March 12, 2018; IR - Injured Reserve; PS - Practice Squad; PUP - Reserve/Physically unable to perform

OTHER HOKIES IN NFL ROLES

Malcolm Blacken	Washington	Director of Player Development
Eugene Chung	Philadelphia	Assistant O-Line/Tight Ends/Run Game
Keith Gray	Philadelphia	Assistant Strength & Conditioning
Torrian Gray	Washington	Defensive Backs
Chad Grimm	Washington	Outside Linebackers
Jeff King	Chicago	Pro Scout
Anthony Midget	Houston	Assistant Secondary
Chris Peduzzi	Philadelphia	Head Athletic Trainer
Nick Rapone	Arizona	Defensive Backs
Johnny Shelton	Baltimore	Team Chaplain
Nick Sorensen	Seattle	Secondary

LANE STADIUM

A TRUE HOMEFIELD ADVANTAGE



NO. 1

Best Homefield Advantage in College Football (Rivals.com)

Lane Stadium doesn't blow people away by the brute strength of a massive stadium, but with knowledgeable fans that always reach a frenzied pitch at the right time, the Hokies make the most of their numbers.

Every good stadium has at least one end designed for deafening noise levels, and the enclosed South End Zone at Lane Stadium fits the bill perfectly. Holding more than 11,000 screaming Virginia Tech fans, the section amplifies noise and renders audibles useless. That's not to mention the isolation factor. With the nearest major airport nearly 45 minutes away, opponents' fans are never out in force at Lane Stadium.

NO. 2

Best College Football Town in America (USA Today Survey)

NO. 2

Scariest Venue for Opposing Teams (ESPN the Magazine)

The two loudest places I've ever seen a game are Lane Stadium and the Orange Bowl, but the Hokies' home crowd is a lot more consistent. The whole place rocks when they crank up "Enter Sandman." I remember watching a decent BC team go there on a Thursday night and completely melt down.

NO. 2

Best Entrances in College Football (Sports Illustrated)

This entrance is one of the purest slices of Americana you will ever experience.

NO. 6

College Football Stadium & Tailgate Fans Should Visit Before They Die (Bleacher Report)

NO. 7

Loudest College Football Stadium (Bleacher Report)

LANE STADIUM

FAST FACTS

Capacity	65,632
Seasons.....	53rd in 2017
Inaugural Season.....	1965
Construction Began.....	April 1964
New Press Box/West Side Completed.....	2006
South End Zone Expansion Completed.....	2002
Longest Tech Win Streak	16 games (9/4/99 – 10/13/01)
Elevation Above Sea Level.....	2,057 feet

LANE STADIUM - HOME OF THE HOKIES

Rising high into the mountainous sky of the New River Valley, Virginia Tech's Lane Stadium enters its 53rd year of football competition in 2017. The Tech football team has enjoyed over two decades of success, going to 24 straight bowl games and winning 10 or more games eight straight seasons from 2004-11. A big part of that success is the home-field advantage the Hokies enjoy at Lane Stadium/Worsham Field.

Sitting at roughly 2,057 feet above sea level, the stadium is the second-highest among all FBS schools in the eastern United States, trailing only Appalachian State (3,300). Completed in 1965, Lane Stadium/Worsham Field has gone through numerous changes, renovations and additions. But through it all, it has always been regarded as one of the finest places to watch – and toughest places for opponents to play – a college football game.

THE HOKIE STONE

Before each home football game, Virginia Tech football players and coaching staff enter Lane Stadium through a tunnel. On the stadium-side entrance to Worsham Field, they pass beneath a Hokie Stone, which they touch for good luck and is flanked by these words: "For those who have passed. For those to come ... Reach for Excellence."

ENTER SANDMAN

The history behind Virginia Tech's use of Metallica's "Enter Sandman" started during the 2000 season. That summer, Tech added a new scoreboard to Lane Stadium and the athletics marketing team decided to use the song for an entrance video. The group considered "Welcome to the Jungle" by Guns N' Roses and "Sirius" by the Alan Parsons Project before settling on "Enter Sandman." As the song played on one chilly evening prior to the team's entrance, members of the Marching Virginians began to jump up and down in rhythm in an effort to stay warm. The Lane Stadium crowd followed suit and the jumping hasn't stopped since.

MILESTONE GAMES

	DATE	OPPONENT	RESULT
Inaugural Game & Win	10/2/65	William & Mary	W 9-7
First Televised Game	10/29/66	Florida State	W 23-21
First Night Game	11/25/82	Virginia	W 21-14
First Win Under Beamer	10/3/87	Navy	W 31-11
First ESPN Game	11/24/90	Virginia	W 38-13
Worsham Field Dedicated	9/5/92	James Madison	W 49-10
First BIG EAST Game	9/26/92	West Virginia	L 16-7
First BIG EAST Win	10/16/93	Temple	W 55-7
100th Win	9/22/94	West Virginia	W 34-6
First Thursday Night Game	9/22/94	West Virginia	W 34-6
Program's 1,000th Game	9/4/99	James Madison	W 47-0
First College Gameday Appearance	10/16/99	Syracuse	W 62-0
First ACC Game & Win	9/18/04	Duke	W 41-17
200th Win	10/13/12	Duke	W 41-20
Beamer's Final Home Win	10/9/15	N.C. State	W 28-13
Beamer's Final Home Game	11/21/15	North Carolina	L 30-27 OT
300th Game	11/20/16	Miami	W, 37-16
First Win Under Fuente	9/3/17	Liberty	W, 36-13

VIRGINIA TECH INDOOR PRACTICE FACILITY



2 737 jets can fit inside the building (nose to tail)



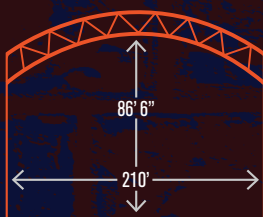
26,500 Square feet of glass and translucent panels, which is just over half an acre



11,213 Square feet of Hokie Stone on the facade

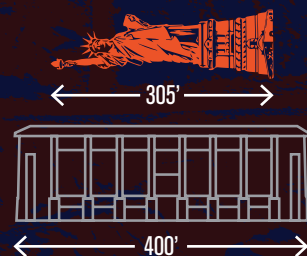
1,200 Tons of specially engineered steel were utilized

Over 86 feet from the field to the bottom of the truss — a must for the kicking game!



86 feet 6 inches

The Statue of Liberty could easily fit inside the facility



7,905,108

Cubic feet of space, enough room to fill

89 OLYMPIC POOLS

60,000

Square feet of precast concrete panels with the majority of weighing over

18 TONS

8

UT PROSIM

Porticoes feature the same values as the eight pylons of Virginia Tech's War Memorial: Brotherhood, Honor, Leadership, Sacrifice, Service, Loyalty, Duty and Ut Prosim

2017 FINAL POSITION NOTES

QUARTERBACKS

#17 JOSH JACKSON

QB | 6-1 | 215 | R-Fr. | Ann Arbor, Mich. | Saline
 •Led all Power Five freshmen QBs with 2,991 passing yards, 236 completions and ranked second with 20 TD passes.

•Set Virginia Tech freshman records in TD passes (20), passing yards (2,991) and 200+ yard passing games (9).

•Completed 22 of 41 passes for 248 yards with a TD pass and rushed for a career-high two TDs on 50 rushing yards vs. Oklahoma State (12/28).

•Threw for 143 yards with an eight-yard TD pass and ran for 38 yards at Virginia (11/24).

•Had a four-yard TD run and tossed a game-winning 23-yard TD pass to Cam Phillips vs. Pitt (11/18).

•Had a 26-yard TD pass and a six-yard TD run vs. Duke (10/28), his sixth-career multi-TD game.

•Tallied three touchdown passes, his fourth multi-TD pass game, vs. North Carolina (10/21).

•Threw for 322 yards on 22 of 33 passing with a 53-yard TD pass at Boston College (10/7).

•Has registered nine 200+ yard passing games and two 300+ yard games.

•Started his career with six consecutive 200+ yard passing games
 •Completed 29 of 44 passes for 251 yards, his fifth 200+ yard passing performance in as many games, vs. Clemson (9/30).

•Threw for 298 yards on 20 of 30 passing with three TD passes and 29 yards rushing vs. Old Dominion (9/23).

•Threw 99 consecutive passes without an interception to start his career, the longest since Grant Noel's 108 straight pass attempts in starts between 1999-01.

•Completed 24 of 31 passes for 372 yards and threw for five TDs at East Carolina (9/16).

•His five TD passes at ECU tied Bryan Randall (vs. Syracuse, 11/9/02) and Jerod Evans (vs. Boston College, 9/17/16) for the most in a single game in program history.

•His 372 yards in the air were the most by a Tech freshman signal caller and the fifth most for any Tech QB since 1987.

•Threw for 222 yards on 16 of 28 passing with two TD passes vs. Delaware (9/9).

•First Tech QB to win first four career starts since Logan Thomas (2011).

•ACC Freshman of the Week (9/18).

•ACC Freshman of the Week (9/5).

•CBS Sports Freshman of the Week (9/5).

•Finished with 235 passing yards and 101 rushing yards with two total TDs vs. West Virginia (9/3).

•First QB to throw for 200+ yards and rush for 100+ yards in a game since Logan Thomas vs. Duke (10/26/13).

•Rushing total vs. WVU was the most for a Tech QB in their first game since 1987 and the most in their first career start since 1997 (Al Clark vs. Rutgers, 11/9).

•The first true or redshirt freshman QB to start a game for the Hokies since Tyrod Taylor vs. Ohio (9/15/07).

•The first true or redshirt freshman QB to start a season opener for the Hokies since Michael Vick vs. James Madison on 9/4/99.

•Older brother, Jeremy, played WR at Michigan.

•Son of longtime college coach Fred Jackson, whose career included a stint at Michigan (1992-2014).

PASSING STATS

YEAR	GP/GS	EFFIC.	CMP	ATT	PCT.	YDS	TD	LNG	INT
2017	13/13	135.16	236	396	59.6	2,991	20	70	9

RUSHING STATS

YEAR	ATT	YDS	YPC	LNG	TD
2017	124	324	2.6	46	6

CAREER HIGHS

Completions	29 vs. Clemson, 9/30/17
Attempts	44 vs. Clemson, 9/30/17
Passing TDs	5 at East Carolina, 9/16/17
Passing Yards	372 at East Carolina, 9/16/17
Rushing Attempts	16 vs. Oklahoma State, 12/28/17
Rushing Yards	101 vs. West Virginia, 9/3/17
Rushing TDs	2 vs. Oklahoma State, 12/28/17

FRESHMEN POWER FIVE LEADERS, PASSER RATING

QB	Team	Pass	TD/INT	Yds	Rating	W-L
Jake Fromm	UGA	165-259	23/5	2,383	166.4	13-1
Josh Jackson	VT	236-396	20/9	2,991	135.2	9-4
Chazz Surratt	UNC	173-297	19/11	2,230	135.0	7-6

FRESHMEN POWER FIVE LEADERS, PASSING YARDS

Quarterback	Team	Yards	Comp %	TDs
Josh Jackson	VT	2,991	59.6	20
Jake Fromm	UGA	2,615	62.2	24
James Blackman	FSU	2,230	58.2	19

#6 AJ BUSH

QB | 6-4 | 225 | R-Jr. | Atlanta, Ga. | Norcross

•Had two carries vs. Pitt (11/18).

•Had four carries for 11 yards at Georgia Tech (11/11).

•Completed five of seven passes for 70 yards with a 16-yard TD pass, the first of his career, vs. North Carolina (10/21).

•Rushed for 31 yards on four carries and completed a 13-yard pass vs. Old Dominion (9/23).

•Ran for 66 yards on five carries at East Carolina (9/16).

•Played in 10 games at Iowa Western CC.

•Passed for 602 yards and three touchdowns.

•Ran the ball for 265 yards and five scores.

•Redshirted as a true freshman at Nebraska.

•Did not see action in two seasons.

•Completed 139-of-259 passes for 2,101 yards and 16 touchdowns as a senior at Norcross HS.

•Father, Alvin, played football at San Diego State.

PASSING STATS

YEAR	GP/GS	EFFIC.	CMP	ATT	PCT.	YDS	TD	LNG	INT
2017	5/0	169.24	7	11	63.6	99	1	20	0

RUSHING STATS

YEAR	ATT	YDS	YPC	LNG	TD
2017	19	129	6.8	34	0

CAREER HIGHS

Completions	5 vs. North Carolina, 10/21/17
Attempts	7 vs. North Carolina, 10/21/17
Passing TDs	1 vs. North Carolina, 10/21/17
Passing Yards	70 vs. North Carolina, 10/21/17
Rushing Attempts	5 at East Carolina, 9/16/17
Rushing Yards	66 at East Carolina, 9/16/17
Rushing TDs	

#2 HENDON HOOKER

QB | 6-4 | 216 | Fr. | Greensboro, N.C. | Dudley

•Passed for 6,027 yards and 55 touchdowns and rushed for 2,975 yards with 48 touchdowns.

•Three-time all-conference selection.

•Two-time Associated Press All-State team.

•All-State Player of the Year by NC Preps.

•Two-time state champion.

•Named the 2016 championship game MVP after accounting for six TDs.

•Finished his career as Dudley's all-time leading passer.

RUNNING BACKS

#32 STEVEN PEOPLES

RB | 5-9 | 220 | Jr. | Galax, Va. | Galax

•Rushed for 71 yards on 22 carries, both career highs, at Virginia (11/24).

•DNP at Miami (11/4), at GT (11/11) and vs. Pitt (11/18) due to a foot injury.

•Rushed for seven yards and caught a six-yard pass vs. Duke (10/28).

•DNP vs. Clemson (9/30) and Boston College (10/7) due to a foot injury.

•Caught three passes for 73 yards with two receiving TDs and rushed 13 times for 62 yards with a rushing TD vs. Old Dominion (9/23).

•Carried the ball eight times for 26 yards and had a 1-yard TD run at East Carolina (9/16).

•Had 13 carries and 39 rushing yards vs. West Virginia (9/3).

CAREER STATS

YEAR	GP/GS	ATT	YDS	YPC	LNG	TD	REC	YDS	YPC	TD
2015	13/0	0	0	0	0	0	0	0	0	0
2016	14/6	16	60	3.8	7	1	2	40	20.0	1
2017	7/2	70	267	3.8	13	2	4	79	19.8	2
TOTALS	34/8	86	327	3.8	13	3	6	119	19.8	3

CAREER HIGHS

Rushes	22 at Virginia, 11/24/17
Rushing Yards	71 at Virginia, 11/24/17
Rushing TDs	1, 3x; last vs. Old Dominion, 9/23/17
Receptions	3 vs. Old Dominion, 9/23/17
Receiving Yards	73 vs. Old Dominion, 9/23/17
Long Rush	13 vs. Oklahoma State, 12/28/17

#33 DESHAWN MCCLEAVE

RB | 5-9 | 220 | R-So. | Chesapeake, Va. | Oscar Smith

•Set career-highs with 18 carries and 124 rushing yards vs. Oklahoma State (12/28).

•Carried the ball 13 times for 71 yards (5.5 avg.) at Virginia (11/24).

•Had 14 carries for 70 yards (5.0 avg.) vs. Pitt (11/18).

•Had 15 carries for 75 yards to the lead the Hokies vs. Duke (10/28).

•DNP vs. North Carolina (10/21) due to illness.

•Rushed for 35 yards on nine carries vs. Old Dominion (9/23).

•Ran the ball 11 times for 55 yards at East Carolina (9/16).

•Had eight carries and 51 rushing yards to go along with a 12-yard TD run vs. West Virginia (9/3).

•Played in one game in 2016 after suffering a

season-ending shoulder injury.

•Recorded eight rushes for 27 yards vs. Liberty (9/3/16).

•Redshirted as a true freshman.

CAREER STATS

YEAR	GP/GS	ATT	YDS	YPC	LNG	TD	REC	YDS	YPC	TD
2016	1/0	8	27	3.4	7	0	0	0	0	0
2017	12/1	108	530	4.9	23	3	9	66	7.3	0
TOTALS	13/1	116	557	4.8	23	3	9	66	7.3	0

CAREER HIGHS

Rushes	18 vs. Oklahoma State, 12/28/17
Rushing Yards	124 vs. Oklahoma State, 12/28/17
Rushing TDs	1, 3x; last vs. Duke, 10/28/17
Receptions	2 vs. Old Dominion, 9/23/17
Receiving Yards	23 vs. Old Dominion, 9/23/17
Long Rush	23 vs. Duke, 10/28/17

WIDE RECEIVERS

#5 CAM PHILLIPS

WR | 6-0 | 202 | Sr. | Laurel, Md. | DeMatha

•2017 First-Team All-ACC

•2017 First-Team All-ACC, AP

•2017 First-Team All-ACC, Pro Football Focus

•2017 First-Team All-ACC, Phil Steele

•Richmond TD Club Offensive End of the Year

• Holds the program record with 39 consecutive games with a reception.

•Owns VT career records with 236 receptions and 3,027 receiving yards

•Had 46 receiving yards on three receptions at Virginia (11/24).

•Caught eight passes for 117 yards and caught the game-winning 23-yard TD pass vs. Pitt (11/18).

•Collected 101 receiving yards on seven catches at Miami (11/4).

•Has seven career 100-yard receiving games. VT is 6-1 in those games.

•Registered five catches for 49 yards with an eight-yard TD reception vs. North Carolina (10/21).

•Passed Isaiah Ford to become Tech's all-time leader in receptions (233) vs. UNC.

•Collected 74 receiving yards on seven catches vs. Clemson (9/30).

•Caught seven passes for 106 yards, his fifth career 100-yard receiving game, vs. Old Dominion (9/23).

•Recorded 14 catches for 189 yards with three TD catches, his first career multi-TD game, at East Carolina (9/16).

•His 14 catches vs. East Carolina set a VT single-game record.

•Had six catches for 90 yards and a 28-yard TD reception vs. Delaware (9/9).

•ACC Receiver of the Week (9/18).

•ACC Receiver of the Week (9/5).

•Caught seven passes for 138 yards and had a 32-yard TD catch vs. West Virginia (9/3).

- 2017 Preseason All-ACC Football Team
- 2017 Bilitneko Award Watch List
- 2016 Belk Bowl MVP
- 2016 ACC All-Bowl Team (ESPN)
- 2016 Second Team All-ACC (Pro Football Focus)
- Made three tackles, blocked a kick and returned five punts with a long of 15 yards on special teams.

CAREER STATS

YEAR	GP/GS	REC	YDS	YPC	LNG	TD
2014	13/9	40	498	12.5	36	3
2015	13/10	49	582	11.9	60	2
2016	14/13	76	983	12.9	55	5
2017	12/12	71	964	13.6	45	7
TOTALS	52/44	236	3027	12.8	60	17

CAREER HIGHS

Receptions	14 at East Carolina, 9/16/17
Receiving Yards	189 at East Carolina, 9/16/17
Receiving TDs	3 at East Carolina, 9/16/17
Long Catch	60 at East Carolina, 9/26/15

VIRGINIA TECH RECORD BOOK

Player	Years	Yards
1. Cam Phillips	2014	3,027
2. Isaiah Ford	2014-16	2,967
3. Jarrett Boykin	2008-11	2,884
4. Danny Coale	2008-11	2,658
5. Ricky Scales	1972-74	2,272

Career Receptions

Players	Years	Rec.
1. Cam Phillips	2014-	236
2. Isaiah Ford	2014-16	210
3. Jarrett Boykin	2008-11	184
4. Danny Coale	2008-11	165
5. Bucky Hodges	2014-16	133

Career TD Catches

Players	Years	TDs
1. Isaiah Ford	2014-16	24
2. Antonio Freeman	1991-94	22
3. Bucky Hodges	2014-16	20
4. Jarrett Boykin	2008-11	18
Ricky Scales	1972-74	18
Andre Davis	1998-01	18
7. Cam Phillips	2014-	17

#86 C.J. CARROLL

WR | 5-8 | 173 | R-Jr. | Olney, Md. | Our Lady of Good Counsel

- Had two catches for 12 yards at Virginia (11/24).
- DNP at Boston College (10/7), vs. North Carolina (10/21), vs. Duke (10/28), at Miami (11/4), at Georgia Tech (11/11) and vs. Pitt (11/18) due to a foot injury.
- Caught three passes for 45 yards vs. Clemson (9/30).
- Posted his first career TD on a five-yard catch vs. Old Dominion (9/23).
- Had 56 yards receiving on three receptions vs. Delaware (9/9).
- Caught two passes for 13 yards vs. West Virginia (9/3)
- Appeared in 13 games, making one start as a redshirt sophomore in 2016.
- Was awarded a scholarship at the conclusion of the 2016 season.

CAREER STATS

YEAR	GP/GS	REC	YDS	YPC	LNG	TD
2015	2/0	0	0	0	0	0
2016	13/1	18	258	14.3	62	0
2017	7/1	15	157	10.5	35	1
TOTALS	22/2	33	415	12.6	62	1

CAREER HIGHS

Receptions	5 vs. Georgia Tech, 11/12/16
Receiving Yards	80 at Notre Dame, 11/19/16
Receiving TDs	1 vs. Old Dominion, 9/23/17
Long Catch	62 at Notre Dame, 11/19/16

#15 SEAN SAVOY

WR | 5-9 | 188 | Fr. | Washington, D.C. | Woodrow Wilson

- DNP at Virginia (11/24).
- Registered a 14-yard rushing TD, his second of the season, at Georgia Tech (11/11).
- Had a 26-yard TD catch and collected 58 total yards vs. Duke (10/28).
- Caught nine passes for 139 yards, both career highs, and hauled in a 53-yard TD pass at Boston College (10/7).
- His 139 receiving yards were the most by a VT true freshman since at least 1987.

- His 139 receiving yards vs. the Eagles marked his first career 100-yard receiving game.
- ACC Rookie of the Week (10/9).
- Caught a 30-yard TD pass and had a six-yard TD run, his first multi-TD game, vs. Clemson (9/30).
- Had one carry for 11 yards and caught two passes for 28 yards vs. Old Dominion (9/23).
- Racked up 30 yards receiving on four catches and registered his first career TD catch at East Carolina (9/16).
- Finished second on the team with 63 receiving yards on four catches vs. Delaware (9/9).
- Had four catches for 42 yards vs. West Virginia (9/3).
- Registered 949 receiving yards, 320 rushing yards and 22 total touchdowns as a senior.
- Offensive MVP of the 2016 DCIAA championship game.
- Two-time All-Met selection.

CAREER STATS

YEAR	GP/GS	REC	YDS	YPC	LNG	TD
2017	12/12	39	454	11.6	53	4

CAREER HIGHS

Receptions	9 at Boston College, 10/7/17
Receiving Yards	139 at Boston College, 10/7/17
Receiving TDs	1, 4x; last vs. Duke, 10/28/17

#12 HENRI MURPHY

WR | 5-10 | 190 | Jr. | Pine Bluff, Ark. | Dollarway

- Caught three passes for 40 yards at Boston College (10/7).
- Registered three catches for 43 yards vs. Clemson (9/30).
- Caught one pass for 17 yards and had a 30-yard kick return vs. Old Dominion (9/23).
- Caught two passes for 29 yards at East Carolina (9/16).
- Played in 13 games as a sophomore.
- Carried the ball one time for three yards.
- Caught three passes for 29 yards.
- Returned 12 kicks for 321 yards with a long return of 47.
- Transferred to Virginia Tech from East Central Community College in Decatur, Mississippi.
- Two-time state champion and Gatorade male track and field athlete of the year in Arkansas at Dollarway HS.

RECEIVING

YEAR	GP/GS	REC	YDS	YPC	LNG	TD
2016	13/0	3	29	9.7	12	0
2017	7/2	10	153	15.3	26	0
TOTALS	20/2	13	182	14.0	26	0

KICK RETURNS

YEAR	RET	YDS	YPR	TD	LNG
2016	12	321	26.8	0	47
2017	7	151	21.6	0	30
TOTALS	19	472	24.8	0	47

CAREER HIGHS

Receptions	3, 2x; last at Boston College, 10/7/17
Receiving Yards	43 vs. Clemson 9/30/17
Receiving TDs	
Kick Returns	5 vs. Clemson, 12/13/16
Kick Return Yards	108 vs. Clemson, 12/13/16
Long Return	47 vs. Arkansas, 12/29/16

#83 ERIC KUMAH

WR | 6-2 | 220 | So. | Woodbridge, Va. | Forest Park

- Caught five passes for 72 yards and caught a nine-yard TD pass vs. Oklahoma State (12/28).
- Had 82 receiving yards on six catches at Georgia Tech (11/11).
- Caught two passes for 28 yards and hauled in his first career TD catch vs. North Carolina (10/21).
- Set career highs with four catches and 53 receiving yards at Boston College (10/7).
- Registered three catches for 17 yards vs. Clemson (9/30).
- Tallied his first career reception vs. Old Dominion (9/23).
- Appeared in 13 games as a true freshman.

RECEIVING

YEAR	GP/GS	REC	YDS	YPC	LNG	TD
2016	13/0	0	0	0	0	0
2017	13/8	28	324	11.6	31	2
TOTALS	26/8	28	324	11.6	31	2

CAREER HIGHS

Receptions	6 at Georgia Tech, 11/11/17
Receiving Yards	82 at Georgia Tech, 11/11/17
Receiving TDs	1, 2x; last vs. Oklahoma State, 12/28/17

#19 HEZEKIAH GRIMSLEY

WR | 6-0 | 172 | Fr. | Williamsburg, Va. | Lafayette

- Had a career-high 63 receiving yards on five catches vs. Oklahoma State (12/28).
- Had five catches and 56 receiving yards at Virginia (11/24).
- Notched his first career catch at East Carolina (9/16).
- Earned all-state honors on offense, defense and special teams as a senior.
- 2016 Virginia Gazette Football Player of the Year.
- 2016 USA Today all-state second-team.
- Totaled 949 receiving yards and 12 touchdowns.
- Returned six kickoffs for touchdowns.

CAREER STATS

YEAR	GP/GS	REC	YDS	YPC	LNG	TD
2017	12/1	12	139	11.6	26	0

CAREER HIGHS

Receptions	5, 2x; last vs. Oklahoma State, 12/28/17
Receiving Yards	63 vs. Oklahoma State, 12/28/17
Receiving TDs	

#89 JAMES CLARK

WR | 5-10 | 185 | r-Sr. | New Smyrna Beach, Fla. | New Smyrna Beach

- Tallied two catches for 22 yards vs. North Carolina (10/21).
- Caught a career-long 34 yard pass at East Carolina (9/16).
- Registered his first catch as a Hokie vs. Delaware (9/9).
- Returned three kicks for 93 yards including a 44-yard return vs. West Virginia (9/3).
- Graduate transfer from Ohio State.
- Played in three games as a redshirt freshman for the CFP National Champions.
- Played in all 13 games as a redshirt junior.
- Also ran on the track team where he was a part of the second-fastest 4x100-meter relay team in school history.

RECEIVING

YEAR	GP/GS	REC	YDS	YPC	LNG	TD
2014	3/0	0	0	0	0	0
2015	12/0	0	0	0	0	0
2016	13/0	6	47	7.8	12	0
2017	10/1	8	92	11.5	34	0
TOTALS	38/1	14	139	9.9	34	0

CAREER HIGHS

Receptions	2 vs. North Carolina, 10/21/17
Receiving Yards	34 at East Carolina, 9/16/17
Receiving TDs	

TIGHT ENDS

#29 DALTON KEENE

TE | 6-4 | 240 | Fr. | Littleton, Colo. | Chatfield

- Had a catch for 40 yards vs. Duke (10/28).
- Set career highs with four catches and 66 receiving yards at Boston College (10/7).
- Tallied two catches vs. Clemson (9/30).
- Posted a 10-yard catch vs. Old Dominion (9/23).
- Caught his first career pass for 14 yards at ECU (9/16).
- Enrolled in January, went through spring drills and played in the spring game.
- Father, Wesley, was a college roommate with VT defensive line coach and Keene's co-primary recruiter, Charley Wiles.

CAREER STATS

YEAR	GP/GS	REC	YDS	YPC	LNG	TD
2017	13/12	10	167	16.7	40	0

CAREER HIGHS

Receptions	4 at Boston College, 10/7/17
Receiving Yards	66 at Boston College, 10/7/17

#85 CHRIS CUNNINGHAM

TE | 6-2 | 241 | R-So. | Jacksonville, Fla. | Atlantic Coast

- Registered an eight-yard TD catch at Virginia (11/24).
- Caught a 37 yard pass vs. Pitt (11/18).
- Had four catches for 48 yards vs. Duke (10/28).
- Posted a 26-yard reception vs. Old Dominion (9/23).
- Caught a 39-yard pass, Tech's longest of the game, vs. West Virginia (9/3).

18 FOOTBALL GAME NOTES

CAREER STATS

YEAR	GP/GS	REC	YDS	YPC	LNG	TD
2016	12/2	6	48	8.0	13	4
2017	13/3	9	175	19.4	39	1
TOTALS	25/5	15	233	14.9	39	5

CAREER HIGHS

Receptions	3, vs. Duke, 10/28/17
Receiving Yards	48 vs. Duke, 10/28/17
Receiving TDs	1, 5x
Long Catch	39 vs. West Virginia, 9/3/17

OFFENSIVE LINE

#64 ERIC GALLO

C | 6-2 | 300 | Sr. | Richboro, Pa. | Council Rock South

•2017 All-ACC Honorable Mention

- Spiral Tropical Bowl Invitee
- Started at center vs. Oklahoma State (12/28), his 24th consecutive start.
- 2017 Skelton Award winner, the Tech athletic department's highest academic honor.
- A finance major that has completed two internships with the Wadsworth group at Morgan Stanley.

CAREER STATS

YEAR	GP/GS
2014	3/0
2015	13/13
2016	13/12
2017	11/11
TOTALS	42/38

#57 WYATT TELLER

LG | 6-5 | 315 | R-Sr. | Bealeton, Va. | Liberty

- 2017 First-Team All-ACC
- 2017 First-Team All-ACC, Phil Steele
- 2017 First-Team All-ACC, AP
- 2017 First-Team All-ACC, Pro Football Focus
- Reese's Senior Bowl Invitee
- Started at left guard vs. Oklahoma State (12/28), his 25th consecutive start.
- 2017 Preseason All-ACC Football Team
- 2016 Honorable Mention All-ACC (Coaches, ACSMA)
- 2016 First Team All-ACC (Pro Football Focus)
- Ranks second on the offense behind WR Cam Phillips with 42 career starts.

CAREER STATS

YEAR	GP/GS
2014	13/6
2015	13/12
2016	14/12
2017	12/12
TOTALS	53/43

#69 YOSUAH NIJMAN

LT | 6-7 | 320 | Jr. | Maplewood, N.J. | Columbia

- DNP the final five games of the season with an injury.
- DNP at Miami (11/4) due to injury, snapping a 22-game start streak at left tackle.
- Appeared in all 14 games at left tackle last season, making 14 starts.
- Studied abroad over the summer in Rwanda as part of the class UAP 3984: Sport, Policy and Society.

CAREER STATS

YEAR	GP/GS
2015	12/0
2016	14/14
2017	9/8
TOTALS	35/22

#74 BRAXTON PFAFF

OL | 6-5 | 308 | R-Jr. | Lynchburg, Va. | Liberty Christian Academy

- Has started in all 13 games this season at right guard.
- Played in a career-high nine games last season.

CAREER STATS

YEAR	GP/GS
2014	1/0
2015	2/0

2016 9/0

2017 13/13

TOTALS 25/13

#61 KYLE CHUNG

OL | 6-3 | 302 | Sr. | Ponte Vedra Beach, Fla. | Ponte Vedra

- Has started in all 13 games this season
- Played in six games in 2016, making two starts.
- Started against Tennessee and Boston College.
- Has battled injuries most of his career.
- Father, Eugene, was an All-American offensive lineman at Virginia Tech and a first round NFL draft pick who now coaches with the Philadelphia Eagles.

CAREER STATS

YEAR	GP/GS
2014	1/0
2015	4/1
2016	6/2
2017	13/13
TOTALS	24/16

#67 PARKER OSTERLOH

LT | 6-8 | 325 | R-Sr. | Williamsburg, Va. | Warhill

- Started at LT the final five games of the season.
- Made his first career start at LT at Miami (11/4).
- Has battled injuries his whole career.
- Redshirted as a true freshman.

CAREER STATS

YEAR	GP/GS
2014	5/0
2015	12/0
2016	9/0
2017	7/5
TOTALS	33/5

#52 AUSTIN CANNON

LG | 6-2 | 314 | R-Fr. | Mechanicsville, Va. | Atlee

- Prepped at Fork Union Military Academy.
- First-team All-Metro and all-conference as a senior.
- Won three state titles in track and field in the discus and indoor and outdoor shotput.

CAREER STATS

YEAR	GP/GS
2017	3/0

#75 ZACHARIAH HOYT

C | 6-4 | 298 | R-Fr. | Salem, Va. | Salem

- Redshirted last season.
- Enrolled in the spring on 2016 and participated in spring practice.
- Ranked as the No. 22 center nationally by 247Sports.
- Ranked as the No. 49 prospect overall in Virginia by 247Sports.

CAREER STATS

YEAR	GP/GS
2017	3/0

#79 TYRELL SMITH

OL | 6-3 | 301 | R-So. | North Brunswick, N.J. | Don Bosco Prep

- Appeared in all 14 games as a redshirt freshman.
- Was second string right tackle for most of the season.

CAREER STATS

YEAR	GP/GS
2016	14/0
2017	13/0
TOTALS	27/0

DEFENSIVE LINE

#8 RICKY WALKER

DT | 6-2 | 300 | R-Jr. | Hampton, Va. | Bethel

- 2017 All-ACC Honorable Mention
- 2017 Third-Team All-ACC, Phil Steele
- Tallied four tackles, 2.0 TFL and 1.0 sack vs. Oklahoma State (12/28).
- Had three tackles, 1.5 TFL and 1.0 sack at UVA (11/24).

•Racked up two tackles and 1.0 sack at Miami (11/4).

•Posted 1.0 TFL, four tackles and a pass breakup vs. Duke (10/28).

•ACC Defensive Lineman of the Week (10/23)

•Had a 12-yard fumble return TD and set a career-high with 1.5 sacks vs. North Carolina (10/21).

•Tallied six tackles, 2.5 TFL and a QB hurry at Boston College (10/7).

•Tied for second on the team with five tackles vs. Old Dominion (9/23).

•Had 0.5 TFL and hurried the QB three times at East Carolina (9/16).

•Registered four tackles and 0.5 TFL vs. Delaware (9/3).

•Had two tackles, 0.5 TFL and a QB hurry vs. West Virginia (9/3).

•Older brother, Rijo, was a four-year letterwinner at UVA and now serves as Team Operations Coordinator on the College Football Playoff committee.

CAREER STATS

YEAR	GP/GS	UA	A	TTL	TFL-YDS	SCK-YDS	PD	QBH
2014	11/0	1	8	9	1.0-5	0.0-0	0	0
2016	14/4	10	18	28	6.5-25	1.5-14	4	4
2017	13/13	19	22	41	12.5-49	4.5-28	1	6
TOTALS	38/17	30	48	78	20.0-79	6.0-42	5	10

CAREER HIGHS

Tackles	6 at Boston College, 10/7/17
Sacks	1.5 vs. North Carolina, 10/21/17
Tackles for Loss	2.5, 2x; last at Boston College, 10/7/17
Forced Fumble	

#4 TIM SETTLE

DT | 6-3 | 335 | R-So. | Manassas, Va. | Stonewall Jackson

•2017 Second-Team All-ACC

•2017 First-Team All-ACC, Phil Steele

•2017 Second-Team All-ACC, AP

•2017 Pro Football Focus First-Team All-ACC

•Notched four tackles and 0.5 TFL at Virginia (11/24).

•Had three tackles, 1.5 TFL and 1.0 sack vs. Pitt (11/18).

•Tallied four tackles and 1.0 TFL at Miami (11/4).

•Had five tackles, 1.0 sack and 3.5 TFL, a career high, vs. North Carolina (10/21).

•Posted five tackles and 2.0 TFL at Boston College (10/7).

•Racked up six tackles, 1.5 TFL and 1.0 sack vs. Clemson (9/30).

•Had three tackles and 0.5 TFL vs. Old Dominion (9/23).

•Tallied 1.0 TFL and a pass breakup vs. Delaware (9/9).

•Posted two tackles, a QB hurry and his first career sack vs. West Virginia (9/3).

•2017 Piesman Trophy Watch List

CAREER STATS

YEAR	GP/GS	UA	A	TTL	TFL-YDS	SCK-YDS	PD	QBH
2016	14/0	7	10	17	7.0-16	0.0-0	0	2
2017	13/13	21	15	36	12.5-37	4.0-16	1	2
TOTALS	27/13	28	25	53	19.5-53	4.0-16	1	4

CAREER HIGHS

Tackles	6 vs. Clemson, 9/30/17
Sacks	1, 2x; vs. Clemson, 9/30/17
Tackles for Loss	3.5 vs. North Carolina, 10/21/17
Forced Fumble	

#94 TREVON HILL

DE | 6-3 | 245 | R-So. | Virginia Beach, Va. | Salem

•ESPN.com ACC All-Bowl Team

•Had 2.0 TFL and 1.0 sack vs. Oklahoma State (12/28).

•Tallied three tackles and 1.0 sack vs. Pitt (11/18).

•Two fumbles recovered - tied for first in the ACC and ranks ninth in the FBS.

•Had five tackles, 0.5 sacks and recovered a fumble vs. Duke (10/28).

•Racked up six tackles, a sack and a forced fumble vs. North Carolina (10/21).

•Collected six tackles, 1.5 TFL and one sack vs. Clemson (9/30).

•Had three tackles, a sack and matched his career-high with 2.0 TFL at East Carolina (9/16).

•Racked up three tackles, 1.5 TFL and recovered a fumble vs. Delaware (9/9).

•Tallied four tackles, two QB hurries and had his first career interception vs. West Virginia (9/3).

•Started at DE and registered four tackles in the Belk Bowl vs. Arkansas (12/29/16).

CAREER STATS

YEAR	GP/GS	UA	A	TTL	TFL-YDS	SCK-YDS	PD	QBH
2016	14/2	17	20	37	6.0-20	2.5-11	0	4
2017	13/12	24	22	46	9.5-55	5.5-38	1	7
TOTALS	27/14	41	42	83	15.5-75	8.0-49	1	11

CAREER HIGHS

Tackles	6, 3x; vs. North Carolina, 10/21/17
Sacks	1.5 vs. Miami, 10/20/16
Tackles for Loss	2.0, 3x last vs. Oklahoma State, 12/28/17
Forced Fumble	

#11 HOUSHUN GAINES

DE | 6-3 | 245 | R-So. | Rocky Mount, N.C. | Nash Central

- Posted a sack, 2.0 TFL and four tackles vs. Oklahoma State (12/28).
- Had a career day at Virginia (11/24), posting four tackles, 2.0 TFL, 1.0 sack and recovered a fumble.
- Racked up four tackles vs. Pitt (11/18).
- Tallied two tackles and 1.0 TFL at Georgia Tech (11/11).
- Had 1.0 TFL, three tackles and one QB hurry vs. Duke (10/28).
- Posted two tackles and a sack vs. UNC (10/21).
- Tallied his first career pass breakup vs. ODU (9/23).
- Had two tackles vs. West Virginia (9/3).
- Played in 12 games as a redshirt freshman.

CAREER STATS

YEAR	GP/GS	UA	A	TTL	TFL-YDS	SCK-YDS	PD	QBH
2016	12/0	0	5	5	0.5-1	0.5-1	0	0
2017	12/2	17	7	24	7.0-26	3.0-19	1	2
TOTALS	24/2	17	12	29	7.5-27	3.5-20	1	2

CAREER HIGHS

Tackles	4, 3x; last vs. Oklahoma State, 12/28/17
Sacks	1.0, 3x; last vs. Oklahoma State, 12/28/17
Tackles for Loss	2.0, 2x; last vs. Oklahoma State, 12/28/17
Forced Fumble	

#47 DARIUS FULLWOOD

DT | 6-3 | 282 | R-So. | College Park, Md. | Our Lady of Good Counsel

- Played in three games as a redshirt freshman.

CAREER STATS

YEAR	GP/GS	UA	A	TTL	TFL-YDS	SCK-YDS	PD	QBH
2016	3/0	0	0	0	0.0-0	0.0-0	0	0
2017	12/0	0	0	0	0.0-0	0.0-0	0	0
TOTALS	15/0	0	0	0	0.0-0	0.0-0	0	0

#96 JIMMIE TAYLOR

DT | 6-3 | 256 | R-Fr. | Jacksonville, N.C. | Southwest-Onslow

- Had his first tackle of the season vs. Delaware (9/9).
- Played in two games in 2016.
- Made a tackle in his collegiate debut vs. Liberty (9/3/16).
- Made one tackle vs. Tennessee (9/10/16).

CAREER STATS

YEAR	GP/GS	UA	A	TTL	TFL-YDS	SCK-YDS	PD	QBH
2016	2/0	0	2	2	0.5-1	0.0-0	0	0
2017	7/0	1	1	2	0.5-1	0.0-0	0	0
TOTALS	9/0	1	3	4	1.0-2	0.0-0	0	0

CAREER HIGHS

Tackles	1, 4x; last at East Carolina, 9/16/17
Sacks	
Tackles for Loss	0.5, 2x; last at East Carolina, 9/16/17
Forced Fumble	

#55 JARROD HEWITT

DT | 6-1 | 285 | R-Fr. | Venice, Fla. | Venice

- DNP at Virginia (11/24).
- Had 0.5 TFL vs. Duke (10/28).
- Posted two tackles vs. North Carolina (10/21).
- Tallied three tackles and 0.5 TFL vs. Old Dominion (9/23).
- Had three tackles, 1.0 TFL and recovered a fumble at East Carolina (9/16).
- Registered his first-career tackle vs. Delaware (9/9).

CAREER STATS

YEAR	GP/GS	UA	A	TTL	TFL-YDS	SCK-YDS	PD	QBH
2017	10/0	6	7	13	2.0-4	0.0-0	0	1

CAREER HIGHS

Tackles	3, 2x last vs. Old Dominion, 9/23/17
Sacks	
Tackles for Loss	1.0 at East Carolina, 9/16/17
Forced Fumble	

#40 EMMANUEL BELMAR

DE | 6-2 | 240 | R-Fr. | Suwanee, Ga. | Collins Hill

- Had his first career TFL vs. North Carolina (10/21).
- Was in on tackles vs. Clemson (9/30) and Boston College (10/7).

CAREER STATS

YEAR	GP/GS	UA	A	TTL	TFL-YDS	SCK-YDS	PD	QBH
2017	10/1	2	2	4	1.0-1	0.0-0	0	2

CAREER HIGHS

Tackles	1, 4x; last at Miami, 11/4/17
Sacks	
Tackles for Loss	1.0 vs. North Carolina, 10/21/17
Forced Fumble	

#99 VINNY MIHOTA

DE | 6-5 | 270 | R-Jr. | Fredericksburg, Va. | Massaponax

- Missed the remainder of the season after suffering a knee injury vs. Pitt (11/18).
- Posted three tackles and 0.5 TFL at Miami (11/4).
- Had 0.5 sacks, two tackles and a QB hurry vs. Duke (10/28).
- Was in on a half sack vs. North Carolina (10/21).
- Had four tackles at Boston College (10/7).
- Posted four tackles, 2.0 TFL and 0.5 sacks vs. Delaware (9/9).
- The lone returning starter on the defensive line for the Hokies.
- Sat out the spring after undergoing shoulder surgery at the conclusion of the 2016 season.
- Tallied six tackles and blocked a kick at Syracuse (10/15/16).
- Had 2.0 sacks, 2.5 TFL and five tackles against vs. Miami (10/20/16).
- Collected four tackles and 0.5 TFL at Pitt (10/27/16).
- Recorded 10 tackles vs. Georgia Tech (11/12/16).
- Tallied two tackles and broke up two passes in the ACC Championship game vs. Clemson (12/3/16).

CAREER STATS

YEAR	GP/GS	UA	A	TTL	TFL-YDS	SCK-YDS	PD	QBH
2015	12/1	4	8	12	2.5-9	1.0-5	0	0
2016	13/13	20	23	43	7.0-23	2.0-16	3	3
2017	11/11	10	14	24	3.5-16	1.5-10	0	2
TOTALS	36/25	34	45	79	13.0-48	4.5-31	3	5

CAREER HIGHS

Tackles	10 vs. Georgia Tech, 11/12/16
Sacks	2.0 vs. Miami, 10/20/16
Tackles for Loss	2.5 vs. Miami, 10/20/16
Forced Fumble	1 vs. North Carolina, 11/21/16

LINEBACKERS

#54 ANDREW MOTUAPUAKA

LB | 6-0 | 236 | R-Sr. | Virginia Beach, Va. | Salem

- 2017 Third-Team All-ACC
- NFLPA Collegiate Bowl Invitee
- 2017 Second-Team All-ACC, Phil Steele
- Polynesian College Football Player of the Year Finalist
- 2017 Pro Football Focus First-Team All-ACC
- Had seven tackles, 1.0 TFL and a PBU vs. Oklahoma State (12/28).
- Notched three tackles and had two pass breakups at Virginia (11/24).
- Had seven tackles, 2.0 TFL and 1.0 sack vs. Pitt (11/18).
- Led the team with 12 total tackles and added 0.5 TFL at Georgia Tech (11/11).
- Tallied four tackles and 1.0 TFL at Miami (11/4).
- Posted 1.0 TFL and six tackles vs. Duke (10/28).
- Led the team with nine tackles, had 1.5 TFL and an interception vs. North Carolina (10/21).
- Ranks second on the team with 85 total tackles.
- Had six tackles, 0.5 TFL, a forced fumble and a pass breakup at Boston College (10/7).

- Collected nine tackles vs. Clemson (9/30).
- Racked up three tackles, a sack and pass breakup vs. Old Dominion (9/23).
- Posted six tackles, 1.5 TFL and 0.5 sacks at East Carolina (9/16).
- Has six career fumble recoveries.
- Credited with eight tackles and 0.5 TFL vs. Delaware (9/9).
- ACC Linebacker of the Week (9/5)
- Led the team with 12 tackles and posted a sack vs. West Virginia (9/3).
- 2016 Second Team All-ACC (Coaches)
- 2016 Third Team All-ACC (ACSM)

CAREER STATS

YEAR	GP/GS	UA	A	TTL	TFL-YDS	SCK-YDS	PD	QBH
2014	12/4	27	27	54	4.0-11	2.0-8	0	1
2015	11/11	41	32	73	11.5-49	4.0-39	4	4
2016	14/14	52	62	114	5.5-22	2.0-11	7	5
2017	13/13	46	44	92	11.5-30	3.5-15	8	6
TOTALS	50/42	166	133	322.5	11.5-73	19	16	6

CAREER HIGHS

Tackles	15 vs. Tennessee, 9/10/16
Tackles for Loss	2.5, 2x; last at Georgia Tech, 11/12/15
Sacks	2.0 at Wake Forest, 11/22/14
Interceptions	1, 5x
Pass Breakups	2, 3x; last at Virginia, 11/24/16
Forced Fumble	2 vs. Pitt, 10/3/15
Fumble Recovery	1, 6x

#49 TREMAINE EDMUNDS

LB | 6-5 | 250 | Danville, Va. | Dan River

- 2017 Third-Team All-American, AP
- 2017 Second-Team All-American, USA Today
- 2017 Second-Team All-American, SB Nation
- 2017 Second-Team All-American, The Athletic
- 2017 First-Team All-ACC
- 2017 First-Team All-ACC, Phil Steele
- 2017 First-Team All-ACC, AP
- 2017 Dudley Award Finalist
- 2017 Butkus Award Finalist
- ACC Linebacker of the Week (11/27)
- Had seven tackles, including five solo stops, vs. Oklahoma State (12/28).
- Led the team with nine tackles, 3.0 TFL and 2.0 sacks at Virginia (11/24).
- Posted seven tackles, 2.5 TFL, 1.0 sack vs. Pitt (11/18).
- Led the Hokies with nine tackles and tallied 1.0 sack, a forced fumble and a PBU at Miami (11/4).
- Led the Hokies with 10 tackles and had a 1.0 TFL and a PBU vs. Duke (10/28).
- Leads the team with 102 tackles (55 solo).
- Had eight tackles and 1.0 TFL vs. UNC (10/21).
- Ranked second on the team with eight tackles at Boston College (10/7).
- Led the team with six tackles and tallied 0.5 TFL vs. Old Dominion (9/23).
- Had six tackles and forced a fumble for the second-consecutive game at East Carolina (9/16).
- Set career-highs with 4.0 TFL and 1.5 sacks to go along with a forced fumble and 14 tackles vs. Delaware (9/9).
- Collected seven tackles vs. West Virginia (9/3).
- 2017 Preseason All-ACC Football Team
- 2017 Second Team Preseason All-American (SI)
- 2017 Nagurski Trophy Watch List
- 2016 Second Team All-ACC (Coaches, AP, ACSMA)

CAREER STATS

YEAR	GP/GS	UA	A	TTL	TFL-YDS	SCK-YDS	PD	QBH
2015	13/2	6	5	11	2.5-7	0.0-0	0	0
2016	14/14	56	50	106	18.5-68	4.5-27	4	9
2017	13/13	60	49	109	14.0-52	5.5-31	2	4
TOTALS	40/29	122	104	226	35.0-127	10.0-58	6	13

CAREER HIGHS

Tackles	16 at Syracuse, 10/15/16
Tackles for Loss	4.0 vs. Delaware, 9/9/17
Sacks	2.0 at Virginia, 11/24/17
Interceptions	1 vs. Arkansas, 12/29/16
Pass Breakups	1, 5x; last vs. Pitt, 11/18/17
Forced Fumble	1, 4x; at Miami 11/4/17
Fumble Recovery	1 vs. Liberty, 9/3/16

18 FOOTBALL GAME NOTES

#24 ANTHONY SHEGOG

LB | 6-2 | 230 | R-Sr. | Stafford, Va. | North Stafford
 •Had three tackles and blocked a punt vs. Pitt (11/18).
 •Posted 11 tackles, 3.0 TFL and a forced fumble at Georgia Tech (11/11).
 •Tallied a pass breakup vs. Clemson (9/30).
 •Had two tackles wearing Frank Beamer's No. 25 vs. West Virginia (9/3).
 •2016 All-Bowl Team (AP)
 •Recorded six tackles, an interception and a forced fumble in the Belk Bowl vs. Arkansas (12/29/16).

CAREER STATS

YEAR	GP/GS	UA	A	TTL	TFL-YDS	SCK-YDS	PD	QBH
2014	6/0	1	2	3	0.0-0	0.0-0	0	0
2015	13/5	16	13	29	0.5-1	0.0-0	2	1
2016	14/2	9	13	22	3.0-14	1.5-9	3	1
2017	13/1	17	7	24	3.0-12	0.0-0	1	2
TOTALS	46/8	43	35	78	6.5-27	1.5-9	7	4

CAREER HIGHS

Tackles	11 at Georgia Tech, 11/11/17
Tackles for Loss	3.0 at Georgia Tech, 11/11/17
Sacks	1.0 vs. Arkansas, 12/29/16
Interceptions	1 vs. Arkansas, 12/29/16
Pass Breakups	1, 6x
Forced Fumble	1 vs. Arkansas, 12/29/16
Fumble Recovery	1, 3x

DEFENSIVE BACKS

#3 GREG STROMAN

CB | 6-0 | 181 | Bristow, Va. | Stonewall Jackson
 •2017 All-ACC Honorable Mention (PR)
 •2017 First-Team All-ACC (CB)
 •2017 First-Team All-ACC (CB), Phil Steele
 •Richmond TD Club Specialist of the Year
 •2017 First-Team All-ACC (CB), AP
 •Registered seven tackles, two PBU's and an INT vs. Pitt (11/18).
 •Registered a 24-yard INT return TD at Georgia Tech (11/11).
 •Had an interception and returned a punt for 20 yards at Miami (11/4).
 •ACC Specialist of the Week (10/23)
 •Collected 116 punt return yards on four returns, including a 91-yard punt return TD, vs. UNC (10/21).
 •His 91-yard return was the third longest in program history and the second longest in Lane Stadium history.
 •Broke up two passes at Boston College (10/7).
 •Tallied a pass breakup and returned four punts for 55 yards vs. Clemson (9/30).
 •Had a tackle, two PBU's and returned four punts for 34 yards vs. Old Dominion (9/23).
 •Had a pass breakup and an interception wearing the No. 25 jersey at East Carolina (9/16).
 •Returned a punt 61 yards for a TD, his fourth-career non-offensive TD, vs. Delaware (9/9).
 •Had two tackles and a pass breakup vs. West Virginia (9/3).
 •2016 Second Team All-ACC (Coaches)
 •2016 Third Team All-ACC (ACSMAs)

CAREER STATS

YEAR	GP/GS	UA	A	TTL	TFL-YDS	SCK-YDS	INT	BU	PD
2014	13/1	2	1	3	0.0-0	0.0-0	0	1	1
2015	13/6	16	8	24	0.5-1	0.0-0	2	5	7
2016	11/9	7	6	13	0.0-0	0.0-0	3	10	13
2017	13/13	14	6	20	0.0-0	0.0-0	4	11	15
TOTALS	50/29	39	21	60	0.5-1	0.0-0	9	27	36

PUNT RETURNS

YEAR	RET	YDS	YPR	TD	LNG
2014	36	249	6.9	0	38
2015	31	241	7.8	1	67
2016	25	221	8.8	1	87
2017	35	397	11.3	2	91
TOTALS	127	1108	8.7	4	91

CAREER HIGHS

Tackles	5, 2x; last vs. UNC, 11/21/15
Tackles for Loss	0.5 vs. Ohio State, 9/7/15
Sacks	
Interceptions	2 vs. Liberty, 9/3/16
Pass Breakups	3 at North Carolina, 10/8/16
Punt Returns	7 vs. North Carolina, 9/17/16
Punt Return Yards	132 vs. Tulsa, 12/26/15

Long Punt Return 91 vs. North Carolina, 10/21/17

Tech Career Punt Returns

Name	Years	Ret.
1. John Ludlow	1979-82	136
2. Greg Stroman	2014-	127
3. Eddie Royal	2004-07	111

Tech Career Punt Return Yards

Name	Years	Yds
1. Eddie Royal	2004-07	1,296
2. Greg Stroman	2014-	1,108
3. Andre Davis	1998-01	872

Tech Career Punt Return TDs

Name	Years	TDs
1. DeAngelo Hall	2001-03	5
2. Andre Davis	1998-01	4
Frank Loria	1965-67	4
Greg Stroman	2014-	4
3. Eddie Royal	2004-07	3

VIRGINIA TECH NON-OFFENSIVE TD LEADERS

Name	TDs
1. DeAngelo Hall	7 (5 PR/1 FR/1 INT)
2. Greg Stroman	6 (2 INT/ 4 PR)
3. Macho Harris	5 (4 INT/1 KOR)
4. Andrew Motuapuaka	4 (1 INT/3 FR)
Andre Davis	4 (4 PR)

#36 ADONIS ALEXANDER

CB | 6-3 | 197 | Charlotte, N.C. | Independence
 •DNP at Georgia Tech (11/11) due to injury.
 •Tallied three tackles, an INT and a forced a fumble at Miami (11/4).
 •Had a solo tackle and a PBU vs. Duke (10/28).
 •Registered his first career sack vs. Clemson (9/30).
 •Had five tackles vs. Delaware (9/9).
 •Matched his career-high with nine tackles, posted a TFL and broke up a career-best three passes vs. West Virginia (9/3).

CAREER STATS

YEAR	GP/GS	UA	A	TTL	TFL-YDS	SCK-YDS	INT	BU	PD
2015	12/8	37	18	55	0.5-1	0.0-0	4	6	10
2016	13/5	31	13	44	2.0-5	0.0-0	2	7	9
2017	9/2	23	4	27	2.0-8	1.0-7	1	4	5
TOTALS	34/15	91	35	126	4.5-14	1.0-7	7	17	24

CAREER HIGHS

Tackles	9, 3x; last vs. West Virginia, 9/3/17
Tackles for Loss	1.0 3x; last vs. Clemson, 9/30/17
Sacks	1.0 vs. Clemson, 9/30/17
Interceptions	1, 7x
Pass Breakups	3 vs. West Virginia, 9/3/17
Forced Fumble	1 at Miami, 11/4/17
Fumble Recovery	

#31 BRANDON FACYSON

CB | 6-2 | 197 | Newnan, Ga. | Northgate
 •Had two PBU's vs. Pitt (11/18).
 •Became Virginia Tech's leader in career PDs (44) passing Brandon Flowers and Antone Exum, Jr. vs. Pitt (11/18).
 •Posted three solo tackles and a TFL vs. Duke (10/28).
 •Had a tackle and a PBU at Boston College (10/7).
 •Posted four tackles, 1.0 TFL and a pass breakup vs. Old Dominion (9/23).
 •Tallied a tackle and a pass breakup vs. West Virginia (9/3).
 •2013 Third Team All-ACC

CAREER STATS

YEAR	GP/GS	UA	A	TTL	TFL-YDS	SCK-YDS	INT	BU	PD
2013	12/9	20	7	27	2.0-8	0.0-0	5	8	13
2014	3/3	5	1	6	0.0-0	0.0-0	0	5	5
2015	13/10	20	11	31	1.0-1	0.0-0	0	10	10
2016	14/14	32	16	48	4.0-15	0.0-0	0	11	11
2017	13/11	14	5	19	2.0-5	0.0-0	0	5	5
TOTALS	55/47	91	40	131	9.0-29	0.0-0	5	39	44

CAREER HIGHS

Tackles	10 vs. Arkansas, 12/29/16
Tackles for Loss	1.0, 8x
Sacks	
Interceptions	2 at East Carolina, 9/14/13
Pass Breakups	4 vs. NC State, 10/9/15

Forced Fumble 1, 3x
 Fumble Recovery 1 at Georgia Tech, 9/26/13

#22 TERRELL EDMUNDS

S | 6-2 | 220 | R-Jr. | Danville, Va. | Dan River
 •2017 Third-Team All-ACC
 •2017 Second-Team All-ACC, Phil Steele
 •2017 Second-Team All-ACC, AP
 •Out for the season after undergoing shoulder surgery.
 •Had three tackles, 0.5 TFL and a PBU at Georgia Tech (11/11).
 •Notched an interception and eight tackles vs. Duke (10/28).
 •Tallied eight tackles and 0.5 sacks vs. UNC (10/27).
 •Had seven tackles at Boston College (10/7).
 •Tied for the team lead with 10 tackles vs. Clemson (9/30).
 •Posted three tackles and a pass breakup at ECU (9/16).
 •Had his first career sack, 1.5 TFL, eight tackles and returned an INT 55 yards vs. Delaware (9/9).
 •Recorded seven tackles and two PBU's vs. WVU (9/3).
 •2016 Honorable Mention All-ACC (Coaches, ACSMA)
 •2016 All-ACC Team (ESPN.com)

CAREER STATS

YEAR	GP/GS	UA	A	TTL	TFL-YDS	SCK-YDS	INT	BU	PD
2015	13/8	16	18	34	1.5-2	0.0-0	0	7	7
2016	14/13	45	44	89	2.5-4	0.0-0	4	3	7
2017	10/10	29	30	59	2.5-16	1.5-15	2	4	6
TOTALS	37/31	90	92	182	6.5-22	1.5-15	6	14	20

CAREER HIGHS

Tackles	14 at Duke, 11/5/16
Tackles for Loss	1.5 vs. Delaware, 9/9/17
Sacks	1.0 vs. Delaware, 9/9/17
Interceptions	1, 6x
Pass Breakups	3 at Boston College, 10/31/15
Forced Fumble	
Fumble Recovery	1, 2x; last at North Carolina, 10/8/16

#6 MOOK REYNOLDS

DB | 6-0 | 191 | Jr. | Greensboro, N.C. | Northern Guilford
 •DNP at Virginia (11/24).
 •Racked up six tackles, 2.5 TFL, a forced fumble and a PBU vs. Duke (10/28).
 •Registered four tackles and 0.5 sacks vs. UNC (10/21).
 •Led the team with nine tackles at Boston College (10/7).
 •Had five tackles and 1.5 TFL vs. Clemson (9/30).
 •Finished with five tackles and had a game-high three quarterback hurries vs. Old Dominion (9/23).
 •Led the team with 10 tackles and 2.5 TFL at East Carolina (9/16).
 •Had a sack and 11 tackles vs. Delaware (9/9).
 •Registered six tackles and 0.5 TFL vs. WVU (9/3).
 •2016 ACC All-Bowl Team (ESPN)
 •2016 Honorable Mention All-Bowl Team (AP)

CAREER STATS

YEAR	GP/GS	UA	A	TTL	TFL-YDS	SCK-YDS	INT	BU	PD
2015	13/2	20	10	30	4.0-17	0.0-0	0	1	1
2016	14/13	36	28	64	9.5-44	2.0-19	2	6	8
2017	12/11	44	26	70	9.0-35	1.5-12	0	1	1
TOTALS	39/26	100	64	164	22.5-96	3.5-31	2	8	10

CAREER HIGHS

Tackles	11 vs. Delaware, 9/9/17
Tackles for Loss	3.0 vs. Arkansas, 12/29/16
Sacks	2.0 vs. Arkansas, 12/29/16
Interceptions	1, 2x; last at Pitt, 10/27/16
Pass Breakups	2, 2x; last at Duke, 11/5/16
Forced Fumble	1, 2x; vs. Duke, 10/28/17
Fumble Recovery	1, 2x; last at ECU, 9/26/15

#21 REGGIE FLOYD

ROV | 6-0 | 218 | So. | Manassas, Va. | Stonewall Jackson
 •Tied for the team lead with seven tackles vs. Oklahoma State (12/28).
 •Notched four tackles and a forced fumble at UVA (11/24).
 •Had a team high eight tackles, 1.5 TFL and one interception vs. Pitt (11/18).
 •Racked up three tackles and returned an INT 37 yards at Miami (11/4).
 •ACC Co-Defensive Back of the Week (10/23)
 •Had seven tackles, 1.0 TFL and a 69-yard INT return for a TD, his first career score, vs. North Carolina (10/21).
 •Had five tackles and a QB hurry at Boston College (10/7).

- Tied for the team lead with 10 tackles vs. Clemson (9/30).
- Posted four tackles, 0.5 TFL and forced a fumble vs. ODU (9/23).
- Racked up a career-high 10 tackles vs. Delaware (9/9).
- Had five tackles and a PBU in his first career start vs. West Virginia (9/3).

CAREER STATS

YEAR	GP/GS	UA	A	TTL	TFL-YDS	SCK-YDS	INT	BU	PD
2016	12/0	0	1	1	0.5-7	0.5-7	0	0	0
2017	13/12	44	28	72	3.0-9	0.0-0	3	1	4
TOTALS	25/12	44	29	73	3.5-16	0.5-7	3	1	4

CAREER HIGHS

Tackles	10, 2x; last vs. Clemson, 9/30/17
Tackles for Loss	1.5 vs. Pitt, 11/18/17
Sacks	0.5 vs. East Carolina, 9/24/16
Interceptions	1, 2x; at Miami, 11/4/17
Pass Breakups	1 vs. West Virginia, 9/3/17

#20 DEON NEWSOME

DB | 5-11 | 200 | R-Sr. | Hampton, Va. | Hampton

- Had four tackles and 1.0 TFL vs. Oklahoma State (12/28).
- Collected four tackles at Virginia (11/24).
- Had two tackles and made his first career start vs. Pitt (11/18).
- Tackled the punter on special teams at Georgia Tech (11/11).
- Blocked a punt vs. North Carolina (10/21).
- Posted his first career pass breakup vs. Clemson (9/30).
- Wore Frank Beamer's No. 25 vs. ODU (9/23).
- Has played on special teams the last two seasons and will play a key role as a DB in 2017.
- Had 19 carries for 93 yards and seven catches for 19 yards as a redshirt freshman.

CAREER STATS

YEAR	GP/GS	UA	A	TTL	TFL-YDS	SCK-YDS	INT	BU	PD
2014	12/0	2	2	4	0.0-0	0.0-0	0	0	0
2015	6/0	1	0	1	0.0-0	0.0-0	0	0	0
2016	12/0	1	3	4	0.0-0	0.0-0	0	0	0
2017	13/3	9	7	16	0.0-0	0.0-0	0	1	1
TOTALS	43/3	13	12	25	0.0-0	0.0-0	0	1	1

CAREER HIGHS

Tackles	4, 2x; last vs. Oklahoma State, 12/28/17
Tackles for Loss	1 vs. Oklahoma State, 12/28/17
Interceptions	
Pass Breakups	1 vs. Clemson, 9/30/17
Forced Fumble	
Fumble Recovery	1 at North Carolina, 10/4/14

#7 DEVON HUNTER

ROV | 6-0 | 216 | Fr. | Chesapeake, Va. | Indian River

- Was in on a tackle vs. North Carolina (10/21).
- A five-star recruit as rated by Scout and a four-star by ESPN and 247Sports.
- Rated as the No. 1 safety in the state by Scout and the No. 3 player in the state by ESPN and 247Sports.
- First-team All-Atlantic Conference and second-team All-5A South Region pick at defensive back.
- Selected to play in the U.S. Army All-American Bowl.

CAREER STATS

YEAR	GP/GS	UA	A	TTL	TFL-YDS	SCK-YDS	INT	BU	PD
2017	10/0	0	1	1	0.0-0	0.0-0	0	0	0

CAREER HIGHS

Tackles	1 vs. North Carolina, 10/21/17
----------------	--------------------------------

#9 KHALIL LADER

ROV | 5-11 | 180 | R-Fr. | Stone Mountain, Ga. | IMG Academy

- Tallied four tackles and a pass breakup vs. Oklahoma State (12/28).
- Had four tackles and made his first career start at Virginia (11/24).
- Made two tackles and had a 0.5 TFL on Virginia Tech's goal-line stand vs. Pitt (11/18).
- Blocked a punt at Boston College (10/7).

CAREER STATS

YEAR	GP/GS	UA	A	TTL	TFL-YDS	SCK-YDS	INT	BU	PD
2017	13/2	4	7	11	2.0-2	0.0-0	0	1	1

CAREER HIGHS

Tackles	4 at Virginia, 11/24/17
Tackles for Loss	1.5 at East Carolina, 9/16/17
Sacks	
Interceptions	
Pass Breakups	1 vs. Oklahoma State, 12/28/17

#26 JOVONN QUILLEN

CB | 6-0 | 187 | So. | Hampton, Va. | Hampton

- Partially blocked a punt wearing Frank Beamer's No. 25 at Virginia (11/24).
- Made three tackles on special teams and blocked a punt vs. Pitt (11/18).
- Tallied a tackle and a PBU vs. North Carolina (10/21).
- Appeared in 11 games as a true freshman.
- Made three tackles and recovered a fumble at Pitt (10/27).

CAREER STATS

YEAR	GP/GS	UA	A	TTL	TFL-YDS	SCK-YDS	INT	BU	PD
2016	11/0	1	2	3	0.0-0	0.0-0	0	0	0
2017	11/0	3	2	5	0.0-0	0.0-0	0	1	1
TOTALS	22/0	4	4	8	0.0-0	0.0-0	0	1	1

CAREER HIGHS

Tackles	3 vs. Pitt, 11/18/17
Tackles for Loss	
Sacks	
Interceptions	
Passes Defended	1 vs. Duke, 10/28/17

#28 BRYCE WATTS

CB | 6-0 | 167 | So. | Toms River, N.J. | Toms River North

- Had a tackle vs. Duke (10/28) and at Georgia Tech (11/11).
- Had two tackles at East Carolina (9/16).
- Was listed as the top cornerback in the state of New Jersey and the fifth-best cornerback in the east region by Scout.com.
- 2016 All-Group 5 first-team by NJ.com.

CAREER STATS

YEAR	GP/GS	UA	A	TTL	TFL-YDS	SCK-YDS	INT	BU	PD
2017	13/0	4	1	5	0.0-0	0.0-0	0	1	1
TOTALS	13/0	4	1	5	0.0-0	0.0-0	0	1	1

CAREER HIGHS

Tackles	2 at East Carolina, 9/16/17
Tackles for Loss	
Sacks	
Interceptions	
Passes Defended	1 vs Old Dominion, 9/23/17

SPECIALISTS**#46 JOEY SLYE**

K | 5-11 | 213 | Stafford, Va. | North Stafford

- Made a tackle vs. Oklahoma State (12/28).
- DNP at Virginia (11/24).
- DNP vs. Pitt (11/18), ending his games played streak at 50.
- Booted his second 50-yard FG of the season at Miami (11/4).
- Ranks seventh in the nation with 51 touchbacks.
- Has scored in 42 consecutive games, a program record.
- Went 3 for 3 on FGs, 2 for 2 on PATs and broke Shayne Graham's career points record at Boston College (10/7).
- Went 3 for 3 on FGs and 6 for 6 on PATs at East Carolina (9/16).
- Broke Shayne Graham's career record at East Carolina with his 69th career FG.
- Set a new career high with a 50-yard FG vs. Delaware (9/9).

- 2017 Lou Groza Award Watch List
- 2017 Wuerffel Trophy Nominee
- 2017 All-State Good Works Team
- 2016 First Team All-ACC (Coaches)
- 2016 Third Team All-ACC (ACSM)

FIELD GOALS

YEAR	GP	M-A	PCT.	20-29	30-39	40-49	50+	LNG	BLKD
2014	13	20-28	71.4	10-10	6-8	4-6	0-4	49	2
2015	13	23-30	76.7	2-2	8-9	13-16	0-3	48	0
2016	14	20-27	74.1	12-12	7-8	1-6	0-1	47	1
2017	11	15-22	68.2	5-6	6-8	2-5	2-3	50	1
TOTALS	51	78-107	72.9	29-30	27-33	20-33	2-11	50	4

EXTRA POINTS

YEAR	M-A	POINTS
2014	33-34	93
2015	41-42	110
2016	58-59	118
2017	37-37	82
TOTALS	166-169	403

CAREER HIGHS

FG Made	6 at Pitt, 10/27/16
FG Attempted	6 at Pitt, 10/27/16
Longest FG	50 vs. Delaware, 9/9/17
Longest Attempt	67 vs. Duke, 10/24/15
PATs Made	7, 5x; last vs. North Carolina, 10/21/17

VIRGINIA TECH RECORD BOOK**Career Field Goals**

Name	Years	FGs
1. Joey Slye	2014-	78
2. Shayne Graham	1996-99	68
3. Brandon Pace	2003-06	58

Career Points

Name	Years	Points
1. Joey Slye	2014-	403
2. Shayne Graham, K	1996-99	371
3. Lee Suggs, RB	1999-02	336

#93 BRIAN JOHNSON

K | 6-1 | 180 | Washington, D.C. | Gonzaga

- Scored his first collegiate points on a point after attempt at East Carolina (9/16).
- Made his first career field goal as part of a 2 for 2 day kicking vs. Pitt (11/18).

FIELD GOALS

YEAR	GP	M-A	PCT.	20-29	30-39	40-49	50+	LNG	BLKD
2017	5	3-4	75.0	1-1	2-3	0-0	0-0	30	0

EXTRA POINTS

YEAR	M-A	POINTS
2017	5-5	14

#91 OSCAR BRADBURN

P | 6-1 | 202 | Sydney, Australia | Sydney Secondary

- Had a career-long 57-yard punt and placed three punts inside the 20 at Virginia (11/24).
- Opponents have only 42 punt return yards this season, which ranks seventh in the Power Five.
- Punted four balls I-20 and averaged 44.3 yards per punt vs. North Carolina (10/21).
- Placed three punts inside the 20 and averaged 43.9 yards per punt at Boston College (10/7).
- Averaged 40+ yards per punt for the third-straight game at East Carolina (9/16).
- Placed three punts inside the 20-yard line and averaged 46.5 yards per punt playing in his first American rules football game vs. West Virginia (9/3).
- Played Australian Rules Football for Sydney Swans Academy.
- Trained at Pro Kick Australia, a training facility in Melbourne that produced two of the three finalists for the 2016 Ray Guy Award.

CAREER STATS

YEAR	GP	NO.	YDS	AVG	LNG	TB	FC	I20	50+
2017	13	66	2,798	42.4	57	6	32	24	12

CAREER HIGHS

Punts	8 vs. West Virginia, 9/3/17
Punting Yards	372 vs. West Virginia, 9/3/17
Punting Average	46.5 vs. West Virginia, 9/3/17

THE LAST TIME

TEAM

Scored 90+ points	99, vs. Emory & Henry (11/22/19)
Scored 80-89 points	86, vs. Roanoke College (9/30/1905)
Scored 70-79 points	77, vs. Akron (10/14/95)
Scored 60-69 points	64, at ECU (9/16/17)
Scored 50-59 points	59, vs North Carolina (10/21/17)
Scored 40-49 points	49, vs. Boston College (9/17/16)
Back-to-back 40+ games	vs. BC (49), vs. ECU (54), 2016
Three straight 40+ games	at NCSU (41), vs. CMU (45), vs. WF (52), 2010
Four straight 40+ games	NCSU (41), CMU (45), WF (52), Duke (44), 2010
Rushed for 500+ yards	500, at Pittsburgh (9/11/93)
Rushed for 400-499 yards	444, vs. Marshall (9/12/09)
Rushed for 300-399 yards	308, vs. Western Michigan (9/27/14)
Rushed for 200-299 yards	248, vs Oklahoma State (12/28/17)
Passed for 500+ yards	504, at Syracuse (11/09/02)
Passed for 400-499 yards	406, at Pittsburgh (10/27/16)
Passed for 300-399 yards	322, vs. Boston College (10/07/17)
Passed for 200-299 yards	270, vs Oklahoma State (12/28/17)
Rushed/Passed for 200+ yards	518, vs Oklahoma State (12/28/17)
	248 rush, 270 pass
Had 600+ yards in total offense	675, at ECU (9/16/17)
Had 500-599 yards in total offense	582, vs. ODU (9/23/17)
Scored on first offensive play	vs. Appalachian State, 2011
	David Wilson, 20-yard run
Won on final offensive play	vs. Virginia (11/24/12)
	Cody Journell 29 yd FG
Lost on final offensive play	North Carolina (11/21/15)
	Quinshad Davis 5-yd pass from Marquise Williams (OT)
Won in overtime	29-21, vs. Marshall (11/21/13)
Lost in overtime	30-27 (OT), vs. North Carolina (11/21/15)
Recorded a safety	vs. East Carolina (9/24/16)
Recorded two defensive TDs	vs North Carolina (10/21/17)
Zero punts in a game	vs. James Madison (9/11/10)
Zero sacks allowed in a game	at Virginia (11/24/17)
Recorded a shutout	at Virginia (11/24/17)
Held opp. to 0 yards or less rushing	-15, vs. Florida State (11/08/12)
Blocked two kicks in a game	vs. Pitt (11/18/17)
Scored special teams TD	vs North Carolina (10/21/17)
Scored defensive & special teams TD	vs North Carolina (10/21/17)
Played an overtime game	vs. Duke [4 OT] (10/14/15)

INDIVIDUAL

Rushed for 200+ yards	253, Darren Evans, vs. Maryland (11/06/08)
Rushed for 150-199 yards	157, J.C. Coleman, vs. Cincinnati (12/27/14)
Two players rushed for 100 yards	NC State (10/02/10)
	(Darren Evans, 160 yds. & Tyrod Taylor, 121 yds.)
Three players rushed for 100 yards	at South Carolina (10/12/74)
	Phil Rogers (120), Roscoe Coles (111) & George Heath (104)
Had 40+ carries	42, Cyrus Lawrence, vs. Memphis St. (10/03/81)
Had 30-39 carries	33, Travon McMillian, at Boston College (10/31/15)
Had 20-29 carries	22, Steven Peoples, at Virginia (11/24/17)
Had two players with 20+ carries	Logan Thomas (23) & Trey Edmunds (22) vs. Marshall (9/21/13)
Rushed for 6 TDs	Tommy Francisco, vs. VMI (11/24/66)
Rushed for 5 TDs	Lee Suggs, at UCF (11/11/00)
Rushed for 4 TDs	Trey Edmunds, at Miami (11/09/13)
Rushed for 3 TDs	David Wilson, vs. Appalachian State (9/03/11)
Rushed for 2 TDs	Josh Jackson, vs Oklahoma State (12/28/17)
Passed for 500+ yards	504, Bryan Randall, at Syracuse (11/09/02)
Passed for 300-499 yards	322, Josh Jackson at BC (10/07/17)
Passed for 200-299 yards	248, Josh Jackson vs Ok State (12/28/17)
Two QBs each pass for 100+ yards	vs. Appalachian State (9/03/11)
	(Logan Thomas, 149 yds. & Mark Leal, 113 yds.)

Passed for 5 TDs	Josh Jackson, at ECU (9/16/17)
Passed for 4 TDs	Jerod Evans, vs. Liberty (9/03/16)
Passed for 3 TDs	Josh Jackson, 202, vs North Carolina (10/21/17)
Passed for 2 TDs	Josh Jackson, vs. Delaware (9/09/17)
Two QBs with 2 TD passes apiece	Logan Thomas and Mark Leal vs. Appalachian State (9/03/11)
Had 50+ pass attempts	56, Michael Brewer, vs. East Carolina (9/13/14)
Had 40-49 pass attempts	41, Josh Jackson, vs Ok State (12/28/17)
Had 30-39 pass attempts	37, Josh Jackson, vs. Pitt (11/18/17)
Had 20-29 pass attempts	21, Josh Jackson, at Virginia (11/24/17)
Had 30+ pass completions	32, Jerod Evans, vs. Georgia Tech (11/12/16)
Had 20-29 pass completions	22, Josh Jackson, Ok State (12/28/17)
QB rush/pass for 100 yards	Logan Thoms vs. Duke (10/26/13)
	(101 rush, 214 pass)
Had 10+ receptions	14, Cam Phillips, at ECU (9/16/17)
Had 250+ yards receiving	279, Ernest Wilford, at Syracuse (11/09/02)
Had 200-249 yards receiving	227, Isaiah Ford, vs. Tulsa (12/26/15)
Had 100+ yards receiving	117, Cam Phillips, vs. Pitt (11/18/17)
Three players with 100+ receiving	at Pittsburgh (10/27/16)
	Isaiah Ford (143), Bucky Hodges (145), Cam Phillips (109)
Had 4 TD receptions	Ernest Wilford at Syracuse (11/09/02)
Had 3 TD receptions	Bucky Hodges, vs. Duke (4 OT) (10/24/15)
Had 2 TD receptions	Steven Peoples, vs. ODU (9/23/17)
Intercepted 3 passes	Kendall Fuller, vs. Duke (10/26/13)
Intercepted 2 passes	Greg Stroman, vs. Liberty (9/03/16)
Returned a KO for TD	Demitri Knowles, at North Carolina (10/06/12)
Returned punt for TD	Greg Stroman, vs North Carolina (10/21/17)
Returned an INT for TD	Greg Stroman, at Georgia Tech (11/11/17)
Returned a fumble for TD	Ricky Walker, vs North Carolina (10/21/17)
Returned blocked punt for TD	Adonis Alexander, at Purdue (9/19/15)
Returned blocked FG for TD	Adonis Alexander vs. Duke (11/05/16)
Returned blocked PAT for 2 pts	Stephan Virgil, vs. East Carolina (8/30/08)
Blocked an extra point	Dadi Nicolas, vs. Miami (10/23/14)
Blocked a FG	Tim Settle, at ECU (9/16/17)
Blocked a punt	Jovonn Quillen at Virginia (11/24/17)
Scored a def. and special teams TD in a game	DeAngelo Hall vs. Arkansas St. (8/25/02) (49-yd. INT & 69-yd. PR)
Returned two punts for TDs	DeAngelo Hall vs. Syracuse (10/11/03) (58 & 60 yds.)
Successful 2-point conversion	vs. Duke (4 OT) (10/24/15)
	Travon McMillian, rush
Made 6 FGs	Joey Slye, at Pittsburgh (10/27/16)
Made 5 FGs	Chris Kinzer, vs. Vanderbilt (11/15/86)
Made 4 FGs	Joey Slye, at Boston College (10/31/15)
Made 3 FGs	Joey Slye, at Boston College (10/07/17)
Kicked a 60+ FG	61, Wayne Latimer, vs. Florida State (10/11/1975)
Kicked a 50-59 FG	50, Joey Slye, at Miami (11/04/17)
Kicked a 40-49 FG	47, Joey Slye, vs. Miami (10/20/16)
Kicked two 40+ yards FGs in one game	Joey Slye, at Virginia (11/28/15)
Kicked a 70+ punt	75, Michael Branthover, at Duke (10/29/11)
Kicked a 60-69 punt	60, Mitchell Ludwig, vs. Clemson (12/03/16)



THE LAST TIME – OPPONENT

TEAM

Scored 70+ points	77, Alabama (10/27/73)
Scored 60-69 points	66, Washington & Lee (11/03/51)
Scored 50-59 points	52, Tulsa (12/26/15)
Scored 40-49 points	42, vs. Clemson (12/03/16)

Rushed for 500+ yards	748, Alabama (10/27/73)
Rushed for 400-499 yards	461, Alabama (11/18/72)
Rushed for 300-399 yards	309, vs. Georgia Tech (11/12/16)
Rushed for 200-299 yards	261, at Georgia Tech (11/11/17)
Had 50-99 yards rushing	55, vs. Pitt (11/18/17)
Had FEWER than 50 yards rushing	5, at Virginia (11/24/17)
Passed for 500+ yards	NEVER
Passed for 400-499 yards	450, at Syracuse (10/15/16)
Had 50-99 yards passing	85, vs. ODU (9/23/17)
Had FEWER than 50 yards passing	34, vs. Georgia Tech (11/12/16)

Had 800+ yards in total offense	833, Alabama (10/27/73)
Had 700-799 yards in total offense	NEVER
Had 600-699 yards in total offense	604, Syracuse (11/09/02)
Had 500-599 yards in total offense	592, vs. West Virginia (9/03/17)
Recorded a safety	Boston College [2] (10/18/08)
Recorded a defensive TD	vs. Clemson (9/30/17)
Shut out Tech	Cincinnati (9/16/95)
Blocked two kicks in a game	Duke (9/16/06)
Scored a special teams TD	Alabama (8/31/13)
Scored defensive & special teams TD	Alabama (8/31/13)

INDIVIDUAL

Rushed for 200+ yards	249, Duke Johnson, Miami (10/23/14)
Rushed for 150-199 yards	169, James Summers, East Carolina (9/26/15)
Rushed for 100-149 yards	120, Justice Hill vs. Ok State (12/28/17)
Two players rushed for 100 yards	vs. Georgia Tech (11/12/16)
	Marcus Marshall (143) & Matthew Jordan (142)

Three players rushed for 100 yards	NEVER
Had 40+ carries	44, Paul Palmer, Temple (10/18/86)
Had 35-39 carries	38, Derrick Knight, Boston College (11/22/03)
Rushed for 6 TDs	Willis McGahee, Miami (12/07/02)
Rushed for 5 TDs	NEVER
Rushed for 4 TDs	Chris Brantley, Rutgers (10/31/92)
Rushed for 3 TDs	James Connor, at Pittsburgh (10/27/16)
Rushed for 2 TDs	TaQuan Marshall at Georgia Tech (11/11/17)
Passed for 500+ yards	NEVER
Passed for 400-499 yards	427, Shane Carden, East Carolina (9/13/14)
Passed for 300-399 yards	371, Will Grier vs. West Virginia (9/03/17)
Passed for 5 TDs	NEVER
Passed for 4 TDs	Thomas Sirk, Duke (4 OT) (10/29/11)
Passed for 3 TDs	Will Grier vs. West Virginia (9/03/17)
Had 50+ pass attempts	53, Will Grier vs. West Virginia (9/03/17)
Had 40-49 pass attempts	44, Dane Evans, Tulsa (12/26/15)
Had 30-39 pass attempts	32, Mason Rudolph, vs. Ok State (12/28/17)
Had 30+ pass completions	31, Will Grier vs. West Virginia (9/03/17)
Had 20-29 pass comps	21, Mason Rudolph, vs. Ok State (12/28/17)
QB rush/pass for 100 yards	Eric Dungey, at Syracuse (10/15/16)
	311 yds passing, 109 yds rushing

Had 11+ receptions	13, Gary Jennings Jr., vs. West Virginia (9/03/17)
Had 250+ yards receiving	NEVER
Had 200-249 yards receiving	224, Cam Worthy, East Carolina (9/13/14)
Had 100+ yards receiving	126, Jester Weah, vs. Pitt (11/18/17)

Two players w/100+ yards receiving	vs. Ok State (12/28/17)
------------------------------------	--------------------------------

James Washington, 126, Marcell Ateman, 107

Had 4 TD receptions	Chris Brantley, Rutgers (10/31/92)
Had 3 TD receptions	Coby Fleener, Stanford (1/03/11)
Had 2 TD receptions	David Stills V, vs. West Virginia (9/03/17)
Intercepted 3 passes	Aaron Beasley, West Virginia (9/22/94)
Intercepted 2 passes	Cordrea Tankersley, vs. Clemson, 2016 (12/03/16)

Returned a KO for TD	Christion Jones, Alabama (8/31/13)
Returned punt for TD	William Likely, Maryland (11/16/13)
Returned an INT for TD	Dorian O'Daniel, vs. Clemson (9/30/17)
Returned/recovered a fumble for TD	Alpha Jalloh, vs. Liberty (9/03/16)
Returned blocked punt for TD	T.J. Lee, East Carolina (8/30/08)
Returned blocked FG for TD	NEVER
Returned blocked PAT for 2 pts	Nigel Bradham, Florida State (12/04/10)
Blocked an extra point	Richard Ash, Western Michigan (9/27/14)
Blocked a FG	Nasir Adderley, vs. Delaware (9/09/17)
Blocked a punt	Gabriel Terry, Miami (11/1/2012)
2-point conversion	at Pittsburgh (10/27/16)

Made 6 FGs	NEVER
Made 5 FGs	Alex Henery, Nebraska (9/19/09)
Made 4 FGs	Will Snyderwine, Duke (9/19/09)
Made 3 FGs	Matt Amendola vs. Ok State (12/28/17)
Kicked a 60+ FG	NEVER
Kicked a 50-59 FG	51, Cole Murphy, at Syracuse (10/15/16)
Kicked two 50+ FGs	51 & 53, Ross Martin, Duke (10/26/13)
Kicked a 40-49 FG	40, Harrison Butker, vs. Georgia Tech (11/12/16)
Kicked a 70+ punt	76, Alex Henery, Nebraska (9/19/09)
Kicked a 60-69 punt	67, Nicholas Conte, vs. Virginia (11/26/16)

TURNOVERS

THE LAST TIME TECH...

Lost two fumbles	at Miami (11/04/17)
Lost three fumbles	vs. Miami (10/23/14)
Lost four fumbles	vs. Liberty (9/03/16)
Lost five or more fumbles	5, vs. Tennessee (9/10/16)

Threw three interceptions	at Miami, Brenden Motley (10/17/15)
Threw four interceptions	Logan Thomas vs. Duke (10/26/13)
Threw five interceptions	Maurice DeShazo vs. Virginia (11/19/94)
Threw six or more interceptions	7, vs. Florida St. (10/10/59)

THE LAST TIME AN OPPONENT...

Lost two fumbles	at ECU (9/16/17)
Lost three fumbles	North Carolina (OT) (11/21/15)
Lost four fumbles	Arkansas St. (8/25/02)
Lost five or more fumbles	5, Clemson (9/14/85)
Threw three interceptions	at Miami (11/04/17)
Threw four interceptions	Duke (10/26/13)
Threw five interceptions	Georgia Tech (11/1/07)
Threw six or more interceptions	6, Rutgers (11/21/98)



GAME ONE

22 WEST VIRGINIA 24
21 VIRGINIA TECH 31

FEDEXFIELD • LANDOVER, MD. • SEPT. 3, 2017 • ATT: 67,489

Virginia Tech quarterback Josh Jackson threw a touchdown pass and ran for a touchdown pass in his collegiate debut and Cam Phillips had a career-high 138 yards receiving to lift the No. 21 Hokies to a 31-24 victory over No. 22 West Virginia in the season opener Friday evening at FedExField.

Renewing a rivalry that had been dormant since 2005, the Hokies and Mountaineers went back and forth in the second half before Tech scored late to give the Hokies their eighth win over the Mountaineers in the past 11 meetings.

"I don't know where to start," Tech coach Justin Fuente said. "I thought it was a well-played football game for both teams. There was back and forth, and yards were hard to come by early in the game. Then it seemed like there was a spell there in the second half when both teams were moving the ball well, going back and forth."

"I thought there were a bunch of people that contributed. Obviously, our coaching staff, and I think about the individual players. The guys on special teams doing their jobs, the guys on offense and defense contributing and we found a way to win the ball game."

With the game tied at 24, the Hokies took over at their own 18, and Jackson went to work. A 12-yard run, a 22-yard pass to Sean Savoy and a 46-yard run to the West Virginia 2 ultimately set up Travon McMillian's 3-yard touchdown run with 6:30 to go that gave Tech a 31-24 lead.

West Virginia drove to the Tech 15 in the waning moments. With 2 seconds to go, WVU quarterback Will Grier threw a pass that fell incomplete in the back corner of the end zone. A West Virginia holding penalty would have negated the play anyway, and the Hokies celebrated.

Jackson, a redshirt freshman from Ann Arbor, Michigan, completed 15 of 26 for 235 yards and a score. He also rushed for 101 yards on a night when Tech finished with 469 yards of total offense – and perhaps more importantly, no turnovers.

Phillips caught seven passes for 138 yards and a touchdown.

Grier threw for 371 yards and three scores for the Mountaineers.

GAME NOTES

- Trevon Hill's first-half interception marked the first by a Tech defensive lineman since Corey Marshall intercepted a pass against Pittsburgh in 2014.
- Phillips' 138 yards receiving yards surpassed his previous career high of 115, which came in the Hokies' 35-24 victory over Arkansas in the Belk Bowl. The performance marked the third time in his career in which he registered more than 100 yards receiving.
- McMillian recorded his 15th career rushing touchdown when he scored what turned out to be the game winner against the Mountaineers. His 15 career rushing touchdowns rank fourth in the ACC among active players.
- Joey Slye registered a field goal and four extra points for a total of seven points. He now has 328 career points and needs just nine points to move past Lee Suggs into second place on Tech's all-time list. He also needs just five field goals to move past Shayne Graham into the top spot for career field goals made. Graham hit 68 during his career from 1996-99.
- Braxton Pfaff got the call at right guard for the Hokies, and the redshirt junior made his first career start. Others making their first career starts included Jackson, Sean Savoy, Chris Cunningham, Tim Settle and Reggie Floyd.

SCORING

	1	2	3	4	F
West Virginia	0	7	10	7	- 24
Virginia Tech	3	7	14	7	- 31

- VT (6:10 - 1st)** - Slye 25 yd Field Goal
WVU (5:37 - 2nd) - Sills V 11 yd Pass From Grier (Molina Kick)
VT (:27 - 2nd) - Jackson 5 yd Rush (Slye Kick)
WVU (11:25 - 3rd) - Molina 34 yd Field Goal
VT (9:51 - 3rd) - McCleese 12 yd Rush (Slye Kick)
WVU (2:18 - 3rd) - Sills V 10 yd Pass From Grier (Molina Kick)
VT (2:02 - 3rd) - Phillips 32 yd Pass From Jackson (Slye Kick)
WVU (12:37 - 4th) - Jennings Jr. 60 yd Pass From Grier (Molina Kick)
VT (6:30 - 4th) - McMillian 3 yd Rush (Slye Kick)

TEAM STATS

	VT	WVU
First downs	21	29
Rushing yds.	45-234	35-221
Passing yds.	235	371
Return yds.	98	-3
Passes	15-27-0	31-54-0
Punts-avg.	8-46.5	9-36.0
Fumbles-lost	0-0	1-0
Penalties-yds.	5-35	9-81
Time of poss.	31:00	29:00

INDIVIDUAL STATS

Rushing — VT: Jackson 11-101, McCleese 8-51, Peoples 13-39, McMillian 9-34, Savoy 3-6, James 1-3; WVU: Crawford 13-106, Grier 11-52, McKoy 8-50, Pettaway 2-19, Bush 1 (-6).

Passing — VT: Jackson 15-26-0 235, Phillips 0-1-0 0; WVU: Grier 31-53-1 371, Team 1 0-1-0.

Receiving — VT: Phillips 7-138, Savoy 4-42, Carroll 2-13, Cunningham 1-39, McMillian 1-3; WVU: Jennings Jr. 13-189, Sills V 9-94, White 4-74, McKoy 2-4, Roberson Jr. 1-7, Bush 1-4, Crawford 1--1.



GAME TWO

DELAWARE 0
18 VIRGINIA TECH 27

LANE STADIUM • BLACKSBURG, VA. • SEPT. 9, 2017 • ATT: 62,526

Greg Stroman returned a punt for a touchdown, Josh Jackson threw two touchdown passes and the Hokies' defense recorded a shutout, lifting No. 18 Virginia Tech to a 27-0 victory over Delaware in a non-conference game at Lane Stadium on Saturday.

With the win, the Hokies moved to 2-0 on the season and 52-4 against non-conference opponents at Lane Stadium since 1996. Delaware fell to 1-1 on the year.

Tech's defense held the Blue Hens to just 223 yards in helping coordinator Bud Foster record his 32nd shutout since taking over as the sole coordinator in 1996.

"It's hard to do nowadays," Foster said. "I think Delaware has an outstanding football program. I felt going into this game ... I've known Danny [Rocco] for a long time, and I know he doesn't take that job unless he has a chance to do some special things there. You're talking about a tradition-rich program. They are an experienced program – they got 19 starters returning and a lot of upperclassmen. So yes, I'm proud of our kids and how they played ... It's a credit to our kids."

Stroman broke a scoreless game late in the first quarter when he made a nice cut at the Virginia Tech 45 to dodge a would-be tackler and then went untouched 61 yards for the score.

"First thing I had to do was catch it," Stroman said. "When I first looked upfield, a lot of guys just hadn't been pinned, so I just hit and tried to go forward."

Tech quarterback Josh Jackson threw a 4-yard touchdown pass to Travon McMillian and a 28-yard touchdown strike to Cam Phillips. Jackson completed 16 of 28 for 222 yards and the two scores on the day.

Jackson's production came on a day in which the Hokies' offense sputtered at times. Tech finished with just 303 yards.

"Obviously, we have a lot of things we need to work on, but I'm proud of them and the way that they played," Tech coach Justin Fuente said. "We got to get ready to go for the next one. Delaware, defensively, has a fine scheme. They know it well, they execute it very well and it gave us some problems offensively."

GAME NOTES

- Stroman became the first player in Virginia Tech history to return a punt for a touchdown in three consecutive seasons. His three career punt returns for touchdowns rank tied for fourth in school history.
- Stroman's punt return marked Tech's 58th touchdown on special teams since 1987, including the 22nd via punt return.
- The Hokies are now 5-1 in their past six home openers and are 2-0 under Fuente.
- Cam Phillips' 90 receiving yards gives him 2,291 for his career. He moved past Ricky Scales (2,272) into fourth place on Tech's all-time list.
- Joey Slye's 50-yard field goal marked a career high. With two field goals against Delaware, he now needs just four to pass Shayne Graham (1996-99) and become Tech's all-time leader.
- Slye finished with nine points against Delaware, giving him 330 for his career. He needs just seven points to pass Lee Suggs (1999-2002) into second place on Tech's all-time list.

SCORING

	1	2	3	4	F
Delaware	0	0	0	0	- 0
Virginia Tech	7	10	0	10	- 27

- VT (2:45 - 1st)** - Stroman 61 yd Punt Return (Slye Kick)
VT (7:48 - 2nd) - Slye 50 yd Field Goal
VT (2:01 - 2nd) - McMillian 4 yd Pass From Jackson (Joey Slye Kick)
VT (11:50 - 4th) - Phillips 28 yd Pass From Jackson (Joey Slye Kick)
VT (8:59 - 4th) - Slye 24 yd Field Goal

TEAM STATS

	VT	UD
First downs	15	12
Rushing yds.	28-81	46-107
Passing yds.	222	116
Return yds.	59	5
Passes	16-29-0	8-17-1
Punts-avg.	5-45.6	10-39.9
Fumbles-lost	2-1	1-1
Penalties-yds.	2-10	11-84
Time of poss.	23:13	36:47

INDIVIDUAL STATS

Rushing — VT: Holston 8-32, Jackson 8-19, McMillian 5-15, McCleese 3-7, Peoples 2-6, Carroll 1-2, Team 1 1-0; UD: Jefferson 13-27, Walker 16-26, Williams 7-25, Spruill 2-16, Jarmon 1-7, Kane 7-3.

Passing — VT: Jackson 16-28-0 222, Team 0-1-0 0; UD: Walker 8-17-1 116.

Receiving — VT: Phillips 6-90, Savoy 4-63, Carroll 3-56, Clark 1-8, McMillian 1-4, McCleese 1-1; UD: Cherry 3-41, Jarmon 1-24, Coleman II 1-22, Jefferson 1-18, Scarff 1-6, Papale 1-5.



GAME THREE

16 VIRGINIA TECH	64
EAST CAROLINA	17

DOWDY-FICKLEN • GREENVILLE, N.C. • SEPT. 16, 2017 • ATT: 43,776

Virginia Tech receiver Cam Phillips set a school record for receptions in a game and quarterback Josh Jackson tied a school record with five touchdown passes to lead the No. 16 Hokies to a 64-17 non-conference victory over East Carolina at Dowdy-Ficklen Stadium on Saturday.

With the win, the Hokies moved to 3-0 on the season. East Carolina fell to 0-3.

Phillips caught 14 passes for 189 yards and three touchdowns. His 14 receptions broke the school record of 13 shared by Nick Cullen (Southern Miss, 1990) and Donald Wayne Snell (Cincinnati, 1985).

Jackson completed 24 of 31 for 372 yards. His five scoring tosses tied the school record previously held by Bryan Randall, who threw five in a triple overtime loss at Syracuse in 2002, and Jerod Evans, who threw five against BC last season.

The Hokies trailed 17-7 in the second quarter, but a 10-yard touchdown pass from Jackson to Phillips started an avalanche of points. Tech scored 50 unanswered, including touchdowns on all five of its third-quarter possessions.

Tech finished with 675 yards of total offense. It scored the most points and recorded the most total offense under head coach Justin Fuente.

GAME NOTES

- The Hokies scored on 11 of their 14 possessions against the Pirates. They scored on nine straight possessions at one stretch – with six possessions ending in touchdowns.
- Phillips' 14 receptions gave him 192 for his career and enabled him to move past Jarrett Boykin (2008-11) into second place on the Hokies' all-time list for career receptions. He needs just 19 more to move past Isaiah Ford for the school record.
- Phillips' three touchdown receptions early in the second quarter marked the 13th, 14th and 15th of his career. He moved into a tie for eighth place with Sidney Snell (1978-80) on the school's all-time list.
- Joey Slye's three field goals against the Pirates gave him 69 for his career, enabling him to become Tech's all-time leader in career field goals. Slye broke Shayne Graham's previous mark of 68 set from 1996-99.
- Speaking of Slye, his 15 points against ECU gave him 352 points for his career. He needs just 20 points to move past Graham and become the school's all-time leader in that category.
- Greg Stroman's second-quarter interception marked his first of the season and the sixth of his career. The interception set up a 37-yard field goal by Joey Slye with 1:03 left in the first half that gave the Hokies a 23-17 halftime lead.

SCORING	1	2	3	4	F
Virginia Tech	7	16	34	7	- 64
East Carolina	17	0	0	0	- 17

- ECU (12:53 - 1st)** - Grayson 9 yd Pass From Minshew (Verity Kick)
- VT (8:44 - 1st)** - Peoples 1 yd Rush (Slye Kick)
- ECU (7:55 - 1st)** - Brown 76 yd Pass From Minshew (Verity Kick)
- ECU (2:34 - 1st)** - Verity 35 yd Field Goal
- VT (13:11 - 2nd)** - Phillips 10 yd Pass From Jackson (Slye Kick)
- VT (8:36 - 2nd)** - Slye 25 yd Field Goal
- VT (2:07 - 2nd)** - Slye 34 yd Field Goal
- VT (:43 - 2nd)** - Slye 37 yd Field Goal
- VT (12:53 - 3rd)** - Phillips 31 yd Pass From Jackson (Jackson Pass Failed)
- VT (11:54 - 3rd)** - McMillian 70 yd Pass From Jackson (Slye Kick)
- VT (7:46 - 3rd)** - Phillips 45 yd Pass From Jackson (Slye Kick)
- VT (5:54 - 3rd)** - Savoy 9 yd Pass From Jackson (Slye Kick)
- VT (:40 - 3rd)** - Holston 1 yd Rush (Slye Kick)
- VT (6:50 - 4th)** - Fox 5 yd Rush (Johnson Kick)

TEAM STATS	VT	ECU
First downs	34	12
Rushing yds.	62-287	31-40
Passing yds.	388	241
Return yds.	47	39
Passes	25-33-0	11-30-1
Punts-avg.	2-46.0	6-38.0
Fumbles-lost	5-4	1-1
Penalties-yds.	7-69	6-40
Time of poss.	39:13	20:47

INDIVIDUAL STATS

Rushing — VT: McMillian 11-72, Bush 5-66, McCleave 11-55, Holston 10-39, Fox 8-34, Peoples 8-26, Carroll 1-5, Savoy 1-1, Clark 2 (-1), Jackson 3 (-5), Team 2 (-5); ECU: Dye 11-31, Scott 9-15, Howe 4-10, Pinnix 4-2, Herring 1-1, Minshew 2 (-19).

Passing — VT: Jackson 24-31-0 372, Bush 1-2-0 16; ECU: Minshew 11-30-1 241.

Receiving — VT: Phillips 14-189, Savoy 4-30, Murphy 2-29, McMillian 1-70, Clark 1-34, McCleave 1-15, Keene 1-14, Grimsley 1-7; ECU: Brown 4-107, Howe 1-7, Grayson 1-9, Johnson 1-27, Gray 1-11, Dye 1-30, Williams 1-9, Bagget 1-41.



GAME FOUR

OLD DOMINION	0
13 VIRGINIA TECH	38

LANE STADIUM • VIRGINIA, VA. • SEPT. 23, 2017 • ATT: 65,632

Virginia Tech tailback Steven Peoples scored three touchdowns, including two before halftime, and Tech's defense notched its second shutout of the season, as the No. 13 Hokies gradually pulled away from Old Dominion, winning 38-0 in a non-conference game played Saturday afternoon at Lane Stadium.

With the win, Tech moved to 4-0 on the season – its first 4-0 start since 2011.

That year also marked the last time the Hokies won all their non-conference games. Old Dominion fell to 2-2 on the season.

Tech was sluggish for much of the first half, but came up with a big play when backup free safety Divine Deablo intercepted a pass in Old Dominion territory. That play led to a 17-yard touchdown pass from Josh Jackson to Peoples with 6:07 left in the first half.

On the Hokies' next possession, they marched impressively 79 yards in 11 plays. With 40 seconds left before halftime, Peoples scored on a 1-yard run to give Tech a 17-0 lead.

Those two touchdowns drives sparked the Hokies' offense, which scored touchdowns on five of six drives spanning the two halves.

Jackson completed 20 of 30 for 298 yards and three touchdowns, with an interception – his first of the season. Peoples finished with 135 total yards (73 receiving, 62 rushing) of Tech's 582.

Tech's defense allowed Old Dominion to get past midfield just one time in the game. The Hokies held the Monarchs to 149 total yards.

GAME NOTES

- The game marked the first multiple-touchdown performance of Peoples' career. The two receiving touchdowns marked the second and third of his career, while his rushing touchdown was his third.
- Tech has now scored 27 points off opponents' turnovers through the first four games.
- Joey Slye added to his nation's-leading touchback total with seven against Old Dominion. He now has 29 for the season.
- Slye continues to inch toward Shayne Graham's career scoring record of 371 points. With eight points against the Monarchs, Slye now has 360 points for his career and needs just 12 points to surpass Graham (1996-99).
- Cam Phillips caught seven passes for 106 yards – his third 100-yard performance of the season. He entered the season with just two such performances.

SCORING	1	2	3	4	F
Old Dominion	0	0	0	0	- 0
Virginia Tech	3	14	14	7	- 38

- VT (5:29 - 1st)** - Slye 31 yd Field Goal
- VT (6:07 - 2nd)** - Peoples 17 yd Pass From Jackson (Slye Kick)
- VT (:40 - 2nd)** - Peoples 1 yd Rush (Slye Kick)
- VT (13:48 - 3rd)** - Peoples 43 yd Pass From Jackson (Slye Kick)
- VT (8:06 - 3rd)** - Carroll 5 yd Pass From Jackson (Slye Kick)
- VT (13:31 - 4th)** - McCleave 5 yd Rush (Slye Kick)

TEAM STATS	VT	ODU
First downs	32	7
Rushing yds.	57-271	24-64
Passing yds.	311	85
Return yds.	64	0
Passes	21-32-1	8-26-1
Punts-avg.	4-36.0	10-41.5
Fumbles-lost	0-0	1-0
Penalties-yds.	2-25	5-35
Time of poss.	38:15	21:45

INDIVIDUAL STATS

Rushing — VT: Fox 11-66, Peoples 13-62, McMillian 7-41, McCleave 9-35, Bush 4-31, Jackson 10-29, Savoy 1-11, Team 2 (-4); UT: Dobbs 14-106, Hurd 22-99, Fils-Aime 4-19, Kamara 3-9, Byrd 1-5, Kelly 1-4, Dowdy 1 (-3).

Passing — VT: Jackson 20-30-1 298, Bush 1-2-0 13; ODU: Williams Jr. 8-26-1 85.

Receiving — VT: Phillips 7-106, Peoples 3-73, Carroll 2-10, McCleave 2-23, Savoy 2-28, Cunningham 1-26, Grimsley 1-13, Kumah 1-5, Keene 1-10, Murphy 1-17; ODU: Harper 4-32, Patterson 1-17, Little 1-14, Fulgham 1-13, Simmons 1-9.



GAME FIVE

2 CLEMSON 31

12 VIRGINIA TECH 17

LANE STADIUM • BLACKSBURG, VA. • SEPT. 30, 2017 • ATT: 65,632

Clemson quarterback Kelly Bryant threw for 186 yards and a touchdown and also rushed for 94 yards, as the No. 2 Tigers knocked off No. 12 Virginia Tech 31-17 in an ACC game played Saturday evening at Lane Stadium.

With the loss, the Hokies fell to 4-1 overall, 0-1 in the ACC. Clemson, the defending national champions, moved to 5-0, 3-0 in league play.

The Tigers grabbed the lead early and never relinquished it, as they scored on their first two possessions. A 23-yard field goal by Alex Spence gave Clemson a 3-0 lead and then a 60-yard touchdown pass from Bryant to Tavien Feaster midway through the first quarter gave the Tigers a 10-0 edge.

The Hokies cut into that on a field goal by Joey Slye with 3:10 left in the first half, but the Tigers quickly answered, marching 75 yards in just 1:51 and scoring on a 1-yard run by C.J. Fuller.

Clemson took a 24-3 lead in the third quarter on a 1-yard run by Tavien Feaster. The Hokies cut it to 24-10 early in the fourth quarter when a 43-yard punt return by Greg Stroman set up a 2-yard touchdown run by Sean Savoy.

The Tigers, though, put the game away nearly three minutes later when Dorian O'Daniel returned an interception 22 yards for the touchdown. Tech committed three turnovers in the game, which led to 14 Clemson points.

Josh Jackson paced the Hokies, completing just 29 of 42 for 251 yards, with a touchdown and two interceptions. Behind Bryant, Clemson finished with 332 yards of offense.

GAME NOTES

- Cam Phillips' 6-yard catch midway through the first quarter extended his streak of catching at least one pass to a school-record 32 straight games. He broke the record last week against Old Dominion.
- The Hokies have scored in 288 straight games, which ranks as the seventh-longest in FBS history. Tech could move to sixth if it scores next week against Boston College. Tennessee's streak ended at 289 games after the Volunteers were shut out by Georgia.
- Joey Slye's four points against Clemson give him 364 for his career. He needs just eight points to surpass Shayne Graham (1996-99) as the Hokies' all-time leading scorer.
- Stroman's 55 yards on punt returns give him 870 in his career and moved him past Jayron Hosley, John Ludlow and DeAngelo Hall into third place on the school's all-time list.

SCORING	1	2	3	4	F
Clemson	10	7	7	7	- 31
Virginia Tech	0	3	0	14	- 17

- CU (9:54 - 1st)** - Spence 23 yd Field Goal
CU (6:48 - 1st) - Feaster 60 yd Pass From Bryant (Spence Kick)
VT (3:10 - 2nd) - Slye 43 yd Field Goal
CU (1:19 - 2nd) - Fuller 1 yd Rush (Spence Kick)
CU (7:12 - 3rd) - Feaster 1 yd Rush (Spence Kick)
VT (14:00 - 4th) - Savoy 2 yd Rush (Slye Kick)
CU (11:08 - 4th) - O'Daniel 22 yd Interception Return (Spence Kick)
VT (1:32 - 4th) - Savoy 30 yd Pass From Jackson (Slye Kick)

TEAM STATS

	VT	CU
First downs	17	14
Rushing yds.	28-90	43-146
Passing yds.	252	186
Return yds.	138	2
Passes	30-45-2	12-21-0
Punts-avg.	5-43.0	7-37.9
Fumbles-lost	1-1	0-0
Penalties-yds.	4-31	4-20
Time of poss.	30:44	29:16

INDIVIDUAL STATS

Rushing — VT: Fox 5-39, McMillian 6-29, Jackson 9-13, McCleese 3-9, Savoy 2-8, Carroll 3 (-8); CU: Bryant 19-94, Feaster 9-29, Etienne 8-19, Fuller 4-10, McCloud 1-2, Team 1 (-1), Rodgers 1 (-7).

Passing — VT: Jackson 29-44-2 251, Bradburn 1-1-0 1, Carroll 0-0-0; CU: Bryant 12-21-0 186.

Receiving — VT: PHillips 7-74, Fox 4-13, Savoy 4-35, Carroll 3-45, Kumah 3-17, Murphy 3-43, McMillian 2-7, McCleese 2-14, Keene 2-4; CU: McCloud 3-35, Richard 3-14, Feaster 2-63, Cain 2-55, Renfrow 2-19.



GAME SIX

16 VIRGINIA TECH 23

BOSTON COLLEGE 10

ALUMNI STADIUM • CHESTNUT HILL, MASS. • OCT. 7, 2017 • ATT: 32,057

Virginia Tech quarterback Josh Jackson threw for 322 yards and a touchdown, and the Hokies' defense held Boston College in check, all in leading No. 16 Virginia Tech to a 23-10 victory over the Eagles in an ACC game played at Alumni Stadium on Saturday evening.

With the win, the Hokies moved to 5-1 overall, 1-1 in the ACC, and they beat Boston College for the eighth time in the past 10 meetings. The Eagles fell to 2-4 overall, 0-3 in league play.

Tech survived an early interception and got on the board midway through the first quarter on a 53-yard touchdown pass from Jackson to Sean Savoy. The two teams later traded field goals before the Hokies opened some breathing room on Travon McMillian's 23-yard touchdown run with 6:19 left in the first half to take a 17-3 lead.

The Hokies only added two more Joey Slye field goals for the remainder of the game, but that was all they needed, as Tech's defense allowed just a fourth-quarter score the remainder of the evening. The Hokies held the Eagles to 320 held them to 2 of 15 on third-down conversions. At one stretch in the second half, BC went three-and-out on five straight possessions.

Jackson led Tech, completing 22 of 33 for 322 yards, with a touchdown and an interception. The Hokies finished with 431 yards of offense.

GAME NOTES

- Virginia Tech kicker Joey Slye became the school's all-time leading scorer after scoring 11 points against BC. Those 11 gave him 376 for his career, enabling him to pass Shayne Graham's previous mark of 371. Graham played from 1996-99.
- Tech receiver Cam Phillips suffered a sprained foot early in the game and did not return. He did catch a pass, extending his own school record streak of catching at least one pass to 32 straight games.
- Tech receiver Sean Savoy enjoyed a career evening, picking up the production vacated by Cam Phillips' absence with a foot injury. Savoy set career highs in receptions and receiving yards with nine catches for 139 yards. His previous highs in both categories came in the Delaware game when he caught four passes for 63 yards.
- Jackson's 322 yards passing marked his second 300-yard performance of the season. He threw for 372 against East Carolina.

SCORING	1	2	3	4	F
Virginia Tech	7	10	3	3	- 23
Boston College	3	0	0	7	- 10

- VT (8:26 - 1st)** - Savoy 53 yd Pass From Jackson (Slye Kick)
BC (5:24 - 1st) - Lichtenberg 32 yd Field Goal
VT (11:33 - 2nd) - Slye 34 yd Field Goal
VT (6:19 - 2nd) - McMillian 23 yd Rush (Slye Kick)
VT (10:44 - 3rd) - Slye 29 yd Field Goal
VT (6:40 - 4th) - Slye 26 yd Field Goal
BC (5:38 - 4th) - Brown 25 yd Pass From Smith (Lichtenberg Kick)

TEAM STATS

	VT	BC
First downs	20	16
Rushing yds.	48-109	33-153
Passing yds.	322	191
Return yds.	31	46
Passes	22-33-1	14-33-0
Punts-avg.	7-43.9	9-40.1
Fumbles-lost	1-0	1-0
Penalties-yds.	9-67	5-27
Time of poss.	34:03	25:57

INDIVIDUAL STATS

Rushing — VT: McMillian 17-88, Fox 5-14, Holston 5-9, McCleese 4-2, Savoy 3 (-1), Jackson 14 (-3); BC: Browns 7-51, Smith 2-38, Dillon 10-35, Hillman 13-22, Levy 1-7.

Passing — VT: Jackson 22-33-1 322; BC: Brown 13-30-0, Smith 1-1-1 25, Team 0-1-0, Levy 0-1-0.

Receiving — VT: Savoy 9-139, Keene 4-66, Kumah 4-53, Murphy 3-40, McMillian 1-13, Phillips 1-11; BC: Hillman 3-27, Levy 3-42, Walker 2-9, Smith 2-24, White 2-41, Sweeney 1-23, Brown 1-25.



GAME SEVEN

NORTH CAROLINA 7

14 VIRGINIA TECH 59

LANE STADIUM • BLACKSBURG, VA. • OCT. 21, 2017 • ATT: 65,632

Virginia Tech quarterback Josh Jackson threw three touchdown passes and the Hokies' defense added two scores to carry the No. 14 Hokies to a 59-7 victory over North Carolina in an ACC game played Saturday at Lane Stadium.

With the win, Tech moved to 6-1 overall, 2-1 in the ACC and beat the Tar Heels for the 11th time in 14 games since joining the ACC. North Carolina (1-7, 0-5 ACC) lost its fifth straight game.

Tech looked rested and focused coming off a bye week and played that way, scoring in all three phases of the game in the first half and bolting out to a 35-0 halftime lead. Tech scored twice on defense, getting the first score of the game on a 12-yard fumble return for a touchdown from defensive tackle Ricky Walker in what served as a foreshadowing of things to come for the Tar Heels.

The Hokies added a 91-yard punt return for a touchdown by Greg Stroman – his second punt return for a score this season – and a 69-yard interception return for a touchdown from defensive back Reggie Floyd.

Jackson threw scoring tosses of 4, 8 and 8 yards, and he finished with 132 yards passing on an afternoon in which he only played a little more than two quarters. The Hokies finished with 383 yards of offense.

North Carolina only ventured into Virginia Tech territory three times, turned the ball over three times, and finished with 172 yards.

GAME NOTES

- Cam Phillips became Tech's all-time leader in receptions after catching five passes for 49 yards and a touchdown against the Tar Heels. The five catches gave him 212 in his career, enabling him to pass Isaiah Ford (210) into first place on the list.
- Jackson's three touchdown passes give him 16 on the season. He ranks second in the ACC in touchdown passes behind Louisville's Lamar Jackson (17).
- Tech's 59 points were its most ever in an ACC game. The Hokies scored in a Thursday night win over Maryland in 2004.
- Tech's 59 points were the most it has scored in a conference game since putting up 62 in a 1999 win over Temple.
- Tech last scored in all three phases of the game in a 2015 win at Purdue. The Hokies last scored two touchdowns on defense in the same game in 2008 loss at Boston College.

SCORING

	1	2	3	4	F
North Carolina	0	0	0	7	- 7
Virginia Tech	14	21	17	7	- 59

- VT (4:53 - 1st)** - Walker 12 yd Fumble Return (Slye Kick)
VT (2:32 - 1st) - Stroman 91 yd Punt Return (Slye Kick)
VT (5:33 - 2nd) - McMillian 4 yd Pass From Jackson (Slye Kick)
VT (1:49 - 2nd) - Floyd 69 yd Interception Return (Slye Kick)
VT (:05 - 2nd) - Kumah 8 yd Pass From Jackson (Slye Kick)
VT (12:40 - 3rd) - Phillips 8 yd Pass From Jackson (Slye Kick)
VT (10:01 - 3rd) - Slye 37 yd Field Goal
VT (3:01 - 3rd) - Denmark 16 yd Pass From Bush (Slye Kick)
UNC (14:05 - 4th) - Ratliff 43 yd Pass From Surratt (Jones Kick)
VT (7:01 - 4th) - Holston 1 yd Rush (Johnson Kick)

TEAM STATS

	VT	NC
First downs	21	11
Rushing yds.	46-181	42-54
Passing yds.	202	118
Return yds.	149	59
Passes	15-27-0	8-22-2
Punts-avg.	4-44.3	11-43.8
Fumbles-lost	0-0	3-1
Penalties-yds.	14-100	7-60
Time of poss.	29:45	30:15

INDIVIDUAL STATS

Rushing — VT: Fox 7-58, McMillian 11-45, Bush 4-19, Savoy 3-19, Jackson 5-19, Holston 11-15, Pimpleton 1-4, Murphy 1-3, Grimsley 1-1, Team 2 (-2); NC: Mosley 9-47, Macon 12-34, Masha 9-13, Hickson 3-9, Calvert 1-1, Team 1 (-14).

Passing — VT: Jackson 10-20-0 132, Bush 5-7-0 70; NC: Surratt 4-8-0 94, Harris 4-11-2 24, Elliott 0-3-0.

Receiving — VT: Phillips 5-49, Clark 2-22, Denmark 2-28, Kumah 2-23, Keene 1-33, Savoy 1-23, Fox 1-20, McMillian 1-4; NC: Newsome 3-38, Carter 2-23, Ratliff 1-43, Cabrera 1-7, Cunningham 1-7.



GAME EIGHT

DUKE 3

13 VIRGINIA TECH 24

LANE STADIUM • BLACKSBURG, VA. • OCT. 28, 2017 • ATT: 60,914

Virginia Tech quarterback Josh Jackson rushed for a touchdown and threw a touchdown pass, and the Hokies' defense kept Duke out of the end zone to headline Tech's 24-3 victory over the Blue Devils in an ACC game played in the pouring rain Saturday evening at Lane Stadium.

The Hokies, ranked No. 13 nationally, won their third straight game and moved to 7-1 overall, 3-1 in the ACC. Duke lost its fifth straight and fell to 4-5 overall, 1-5 in league play.

Deshawn McCleese's 4-yard touchdown run in the first quarter capped a nine-play, 71-yard drive and gave Tech a lead it would not relinquish. The Hokies added a Joey Slye field goal in the second quarter and then delivered a crushing blow right before halftime when Jackson found Sean Savoy for a 26-yard touchdown with 15 seconds remaining in the half. That score gave the Hokies a 17-3 lead.

The Hokies' lone second-half score came late in the third quarter on Jackson's 6-yard run. Jackson completed just 12 of 26 for 160 yards and a score, and he rushed for 12 yards and a touchdown.

Duke's lone score came on a 31-yard field goal by Austin Parker in the second quarter. The Blue Devils finished with just 183 yards of offense, while Tech ended with 387 yards.

GAME NOTES

- For the fourth time this season at Lane Stadium, Tech's defense held an opponent to seven points or less. The last that happened occurred in 2007.
- Cam Phillips caught four passes for 35 yards against the Blue Devils, and he extended his school record of catching at least one pass in a game in 35 consecutive games.
- McCleese, getting extended playing time because of an injury to Steven Peoples, registered career highs in both carries (15) and yards (75). His previous career high in both came in the Hokies' 64-17 win over East Carolina – a game in which he carried the ball 11 times for 55 yards.
- Tech moved to 15-2 against unranked opponents under head coach Justin Fuente.
- The Hokies beat Duke for the 12th time in 14 meetings since joining the ACC.

SCORING

	1	2	3	4	F
Duke	0	3	0	0	- 3
Virginia Tech	7	10	7	0	- 24

- VT (5:06 - 1st)** - McCleese 4 yd Rush (Slye Kick)
VT (14:51 - 2nd) - Slye 34 yd Field Goal
DU (5:09 - 2nd) - Parker 31 yd Field Goal
VT (:15 - 2nd) - Savoy 26 yd Pass From Jackson (Slye Kick)
VT (2:31 - 3rd) - Jackson 6 yd Rush (Slye Kick)

TEAM STATS

	VT	DU
First downs	23	10
Rushing yds.	48-187	35-101
Passing yds.	200	82
Return yds.	91	33
Passes	13-28-0	10-24-1
Punts-avg.	5-39.2	7-43.1
Fumbles-lost	0-0	2-1
Penalties-yds.	4-30	7-53
Time of poss.	33:29	26:31

INDIVIDUAL STATS

Rushing — VT: McCleese 15-75, Savoy 3-30, McMillian 10-29, Jackson 7-20, Holston 7-18, Fox 1-11, Peoples 2-7, Team 2 (-3); DU: Jones 17-65, Wilson 12-38, Jackson 1-2, Team 1 (-1), Brown 2 (-1), Rahming 2 (-2).

Passing — VT: Jackson 13-27-0 200, Team 0-1-0; DU: Jones 10-24-1 82.

Receiving — VT: Phillips 4-35, Cunningham 3-48, Savoy 2-28, Kumah 1-16, Keene 1-40, McMillian 1-27, Peoples 1-6; DU: Rahming 3-12, Lloyd 2-43, Jackson 2 (-4), Koppenhaver 1-23, Helm 1-5, Fuller 1-3



13 VIRGINIA TECH 10
10 MIAMI 28

HARD ROCK STADIUM • MIAMI GARDENS, FLA. • NOV. 4, 2017 • ATT: 63,932

Miami quarterback Malik Rosier threw two touchdown passes and rushed for a score to lead the No. 9 Hurricanes to a 28-10 victory over No. 13 Virginia Tech in an ACC game played Saturday at Hard Rock Stadium.

The loss snapped the Hokies' three-game winning streak, as Tech fell to 7-2 overall, 3-2 in the ACC. Miami extended its winning streak to 13 straight games dating back to last season and moved to 8-0 overall, 6-0 in the ACC.

Miami grabbed a 14-0 lead in the second quarter and never relinquished it. Rosier's 8-yard pass to Braxton Berrios gave the 'Canes a 7-0 lead with 9:41 left in the first half, and Miami grabbed a two-touchdown bulge on Travis Homer's 64-yard run less than three minutes later.

The Hokies used a Reggie Floyd interception to cut into the lead in the third quarter. Floyd's pick of Rosier set up Josh Jackson's 1-yard touchdown run to cut the lead to 14-10 with 11:39 left in the third quarter.

But Miami scored 14 unanswered to put the game away. Rosier accounted for 277 yards of Miami's 429 yards of offense.

Jackson completed 20 of 32 for 197 yards, with two interceptions for the Hokies, who finished with a season-low 299 yards and turned the ball over a season-high four times.

GAME NOTES

- Tech offensive tackle Yosuah Nijman missed the game with an injury. His absence snapped a string of 22 consecutive starts. Redshirt senior Parker Osterloh made the first start of his career.
- Receiver Cam Phillips' catch on the Hokies' second drive enabled him to extend his streak of catching at least one pass in a game to 36 straight games.
- Miami became just the second Tech opponent this season to score off a Hokie turnover. The 'Canes scored once off Jackson's interception. On Sept. 30, Clemson scored 14 points off three Tech turnovers.
- Virginia Tech kicker Joey Slye connected on a 50-yard field goal for the Hokies' lone score of the first half. The 50-yarder marked the second of his career from 50-plus and also extended the Hokies scoring streak to 292 straight games.
- Speaking of that scoring streak, Tech's streak is now the fifth-longest streak in FBS history and the third-longest active streak. The Hokies moved up after Air Force's 306-game streak ended Saturday after a 21-0 loss to Army.

SCORING	1	2	3	4	F
Virginia Tech	0	3	7	0	- 10
Miami	0	14	7	7	- 28

- UM (9:41 - 2nd)** - Berrios 8 yd Pass From Rosier (Badgley Kick)
UM (7:09 - 2nd) - Homer 64 yd Rush (Badgley Kick)
VT (2:03 - 2nd) - Slye 50 yd Field Goal
VT (11:39 - 3rd) - Jackson 1 yd Rush (Slye Kick)
UM (7:00 - 3rd) - Herndon 43 yd Pass From Rosier (Badgley Kick)
UM (14:34 - 4th) - Rosier 13 yd Rush (Badgley Kick)

TEAM STATS	VT	UM
First downs	22	21
Rushing yds.	43-102	34-210
Passing yds.	197	219
Return yds.	74	0
Passes	20-32-2	12-24-3
Punts-avg.	6-39.7	4-40.3
Fumbles-lost	4-2	2-0
Penalties-yds.	4-60	7-66
Time of poss.	32:57	27:03

INDIVIDUAL STATS

Rushing — VT: McMillian 15-52, McCleave 9-29, Jackson 15-12, Savoy 4-9; UM: Homer 14-95, Rosier 13-84, Dallas 6-32, Team 1 (-1).

Passing — VT: Jackson 20-32-2 197; UM: Rosier 11-22-3 202, Berrios 1-1-0 17, Dallas 0-1-0 0.

Receiving — VT: Phillips 7-101, Savoy 4-39, Kumah 2-22, Cunningham 2-17, Clark 2-16, McCleave 2-4, McMillian 1c(-2); UM: Berrios 4-59, Richards 3-57, Herndon 2-61, Homer 1-20, Dallas 1-5, Rosier 1-17.



17 VIRGINIA TECH 22
GEORGIA TECH 28

BOBBY DODD STADIUM • ATLANTA, GA. • NOV. 11, 2017 • ATT: 47,909

Georgia Tech's TaQuon Marshall threw an 80-yard touchdown pass to Ricky Jeune with 6:30 remaining to lift the Yellow Jackets to a 28-22 victory over No. 17 Virginia Tech in an ACC game played at Bobby Dodd Stadium on Saturday.

With the loss, the Hokies fell to 7-3 overall, 3-3 in the ACC. Georgia Tech moved to 5-4, 4-3 and beat the Hokies for the third time in the past four meetings.

Virginia Tech had taken a 22-21 lead when Greg Stroman intercepted Marshall's pass and returned it 24 yards for a touchdown with 7:27 remaining. The Hokies went for two points, but failed to convert, leaving them with a one-point lead.

The Yellow Jackets then grabbed the 28-22 lead on the Marshall touchdown pass, and the Hokies had one last possession. Virginia Tech drove to the Georgia Tech 32, but pass attempts on third-and-1 and fourth-and-1 fell incomplete, and Georgia Tech ran out the clock.

Virginia Tech trailed for much of the game, but twice climbed back into it — once on a 14-yard touchdown run by Sean Savoy in the second quarter and an 8-yard touchdown run by Jalen Holston in the third quarter.

The Hokies finished with a season-low 258 yards. Virginia Tech quarterback Josh Jackson completed 14 of 26 for 153 yards, and Eric Kumah caught six passes for 82 yards. Holston and Savoy led the Hokies in rushing with 32 yards each.

KirVonte Benson paced Georgia Tech with 86 yards rushing. The Yellow Jackets finished with 261 yards on the ground.

GAME NOTES

- Cam Phillips extended his string of catching at least one pass to 37 consecutive games. Phillips caught two passes for eight yards in the game.
- Anthony Shegog made his first start of the season, as he started at whip linebacker and Mook Reynolds started at rover. Reggie Floyd did not start, but played.
- Shegog came into the game with eight tackles on the season. He finished with a career-high 11 against the Yellow Jackets, including three for a loss, and he forced a fumble.
- Holston's touchdown run marked his third of the season. He also scored on runs against North Carolina and East Carolina.
- Savoy's touchdown marked his sixth of the season - four receiving and two rushing.
- Left tackle Parker Osterloh made his second straight start — and the second of his career — in place of injured Yosuah Nijman, who did not make the trip.

SCORING	1	2	3	4	F
Virginia Tech	3	6	7	6	- 22
Tennessee	7	7	7	17	- 28

- VT (10:20 - 1st)** - Slye 41 yd Field Goal
GT (5:25 - 1st) - Marshall 3 yd Rush (King Kick)
GT (4:12 - 2nd) - Marshall 1 yd Rush (King Kick)
VT (3:43 - 2nd) - Savoy 14 yd Rush (Jackson Pass Failed)
GT (12:10 - 3rd) - Stewart 60 yd Pass From Marshall (King Kick)
VT (:00 - 3rd) - Holston 8 yd Rush (Slye Kick)
VT (7:27 - 4th) - Stroman 24 yd Interception Return (Jackson Pass Failed)
GT (6:30 - 4th) - Jeune 80 yd Pass From Marshall (King Kick)

TEAM STATS	VT	GT
First downs	14	19
Rushing yds.	36-105	57-261
Passing yds.	153	140
Return yds.	139	100
Passes	14-26-0	2-8-1
Punts-avg.	5-39.8	3-45.0
Fumbles-lost	2-0	3-0
Penalties-yds.	4-42	5-45
Time of poss.	26:14	33:39

INDIVIDUAL STATS

Rushing — VT: Savoy 3-32, Holston 10-32, McMillian 10-29, Bush 4-11, McCleave 1-2, Jackson 8 (-1); GT: Benson 22-86, Cottrell 3-83, Marshall 22-64, Lynch 2-21, Searcy 3-15, Freeman 1-3, Green 2 -3, Team 1 (-1), Harvin III 1 (-13).

Passing — VT: Jackson 14-26-0 153; GT: Marshall 2-8-1 140.

Receiving — VT: Kumah 6-82, Savoy 3-20, McMillian 2-44, Phillips 2-8, Holston 1 (-1); GT: Jeune 1-80, Stewart 1-60.



PITT 14
VIRGINIA TECH 20

LANE STADIUM • BLACKSBURG, VA. • NOV. 18, 2017 • ATT: 58,948

Virginia Tech receiver Cam Phillips hauled in the game-winning touchdown and the defense had a goal-line stand in the final seconds to carry the Hokies to a 20-14 victory over Pittsburgh in an ACC game played Saturday afternoon at Lane Stadium.

With the win, Tech snapped a two-game losing streak, moving to 8-3 on the season and 4-3 in the ACC. The Hokies also beat the Panthers for the second straight year and for the third time in the past five meetings. Pittsburgh fell to 4-7 overall, 2-5 in the ACC.

Phillips broke the school record for career receiving yardage when he hauled in a 23-yard touchdown pass from quarterback Josh Jackson with 6:23 remaining. The Hokies went for two points and converted, but a penalty wiped it out, and the subsequent extra point gave them the 20-14 advantage.

On Pittsburgh's final drive of the game, it converted on fourth-and-4 when quarterback Kenny Pickett hit Jester Weah, who broke a tackle and raced to the Tech 1 before Tech's Reggie Floyd got him to the ground. That play set up a goal-line stand in which the Panthers couldn't get the ball in the end zone on four attempts. On the final play of the game, Floyd and Khalil Ladler tackled Pittsburgh tailback Darrin Hall for a 3-yard loss, setting off a wild celebration.

Phillips paced the Hokies with eight catches for 117 yards and the score. Josh Jackson completed just 17 of 37 for 218 yards, with a touchdown and an interception. The Hokies finished with 375 yards of offense.

Coming on in place of starter Ben DiNucci, Pickett completed 15 of 23 for 242 yards and one interception.

GAME NOTES

- Phillips' 100-yard game marked his fifth of the season and the sixth of his career.
- Phillips' 117 receiving yards enabled him to move past both past Jarrett Boykin (2,884 yards; 2008-11) and Isaiah Ford (2,967 yards, 2014-16) into first place on the all-time list for career receiving yards. He now has 2,981 yards.
- Phillips extended his streak of catching at least one pass in a game to 38 consecutive games.
- Greg Stroman's interception was his fourth of the season and the ninth of his career. His seven tackles were a career high. He leads the Hokies' defense in interceptions, pass breakups (11) and passes defended (15).
- Brian Johnson's 30-yard field goal in the second quarter marked the first of his career. Johnson played in place of Joey Slye, who has been bothered with a hamstring injury.
- Slye saw his scoring streak end at 42 consecutive games.
- Tailback Jalen Holston made the first start of his career.
- Deshaun McCleese's 70 yards rushing marked the second time this season in which he eclipsed the 70-yard mark. He had 75 in the Hokies win over Duke.

SCORING

	1	2	3	4	F
Pitt	7	0	0	7	- 14
Virginia Tech	7	3	0	10	- 20

- VT (11:22 - 1st)** - Jackson 4 yd Rush (Johnson Kick)
UP (5:43 - 1st) - Araujo-Lopes 13 yd Pass From DiNucci (Kessman Kick)
VT (11:15 - 2nd) - Johnson 30 yd Field Goal
UP (14:13 - 4th) - Bossory 15 yd Pass From Winslow (Kessman Kick)
VT (9:34 - 4th) - Johnson 27 yd Field Goal
VT (6:23 - 4th) - Phillips 23 yd Pass From Jackson (Johnson Kick)

TEAM STATS

	VT	UP
First downs	18	16
Rushing yds.	40-157	30-55
Passing yds.	218	311
Return yds.	39	26
Passes	17-37-1	20-33-2
Punts-avg.	6-44.3	6-46.2
Fumbles-lost	0-0	0-0
Penalties-yds.	4-25	1-5
Time of poss.	31:53	28:07

INDIVIDUAL STATS

Rushing — VT: McCleese 14-70, Holston 12-52, Jackson 10-32, Bush 2-2, Fox 1-1, McMillian 1-0; UP: Henderson 2-26, Pickett 9-15, Ffrench 1-7, Ollison 2-6, Hall 15-4, Whitehead 1 (-3).

Passing — VT: Jackson 17-37-1 218; UP: Pickett 15-23-1 242, DiNucci 4-8-1 54, Winslow 1-1-0 15, Team 0-1-0 0.

Receiving — VT: Phillips 8-117, Kumah 3-25, Patterson 2-29, Savoy 2-9, Cunningham 1-37, Clark 1-3; UP: Hall 5-63, Weah 4-104, Ffrench 4-58, Araujo-Lopes 4-49, Bossory 1-15, Clark 1-11, Ollison 1-11.



24 VIRGINIA TECH 10
VIRGINIA 0

SMITH/HARRISON/SCOTT • CHARLOTTESVILLE, VA. • NOV. 24, 2017 • ATT: 48,609

Virginia Tech quarterback Josh Jackson threw a third-quarter touchdown pass to Chris Cunningham, and the Hokies' defense made it stand, as Tech shut out in-state rival Virginia 10-0 in the annual Commonwealth Clash game played Friday night at Scott Stadium.

With the win, the Hokies beat their rivals for the 14th consecutive time. Tech moved to 9-3 overall on the season, 5-3 in the ACC, while Virginia fell to 6-6, 3-5.

Virginia Tech's defense played arguably its best game of the year, as the Hokies recorded their third shutout of the season and shut out the Cavaliers for the 15th time in the 99 meetings. The shutout also marked the third time in this 14-game winning streak.

The Hokies held the Cavaliers to just 191 yards and sacked UVA quarterback Kurt Benkert four times. UVA averaged just 3.5 yards per play and converted just 4 of 15 attempts on third down.

The biggest play in the game came on the opening drive of the second half. On the second play of the half, Virginia's Chris Sharp fumbled after taking a big hit from Tech's Reggie Floyd. The Hokies' Houshun Gaines recovered at the UVA 40.

Tech wasted little time in capitalizing, going 40 yards in four plays. On third-and-3 from the UVA 8 Jackson found Cunningham in the end zone for a touchdown that gave the Hokies a 10-0 lead.

That was all that they needed on this evening. Virginia's four remaining second-half drives ended in three punts and a turnover on downs.

The Hokies' only other score came on a 30-yard field goal by Brian Johnson in the second quarter.

Tech finished with 345 yards of offense. Jackson completed 14 of 21 for 143 yards, with the touchdown and an interception. Steven Peoples, who had missed the previous three games, and DeShawn McCleese each rushed for 71 yards.

GAME NOTES

- The Hokies played without five starters — receiver Sean Savoy, free safety/whip Mook Reynolds, free safety Terrell Edmunds, offensive tackle Yosuah Nijman, and kicker Joey Slye. All are dealing with various injuries and illnesses. Edmunds is out for the remainder of the season.
- Tremaine Edmunds, a Butkus Award finalist, made quite the impression in the regular-season finale, finishing with nine tackles, including three for a loss, and two sacks. He now leads the team in tackles (102), tackles for a loss (14), sacks (5.5) and forced fumbles (3).
- Cam Phillips hauled in a 23-yard reception toward the end of the first quarter, and that catch extended his school-record streak of catching at least one pass in a game to 39 consecutive games. He finished with three catches for 46 yards.
- Hezekiah Grimsley, a true freshman receiver, made the first start of his career, and he caught a team-best five passes for 56 yards. He came into the game with just two receptions on the season.
- The Hokies have now scored in 295 straight games — the sixth-longest streak in FBS history and the fourth-longest active streak.
- Jovonn Quillen got a piece of a punt by UVA punter Lester Coleman in the first quarter. He also got a piece of one in the Pittsburgh game, thus becoming the first Tech player to block kicks in back-to-back games since former defensive end Dadi Nicolas did so at Pitt and vs. Miami in 2014.
- Cunningham caught four touchdown passes last season, but hadn't caught any this season until hauling in an 8-yard touchdown catch from Jackson in the third quarter.

SCORING

	1	2	3	4	F
Virginia Tech	0	3	7	0	- 10
Virginia	0	0	0	0	- 0

- VT (11:50 - 2nd)** - Johnson 30 yd Field Goal
VT (12:44 - 3rd) - Cunningham 8 yd Pass From Jackson (Johnson Kick)

TEAM STATS

	VT	VA
First downs	20	9
Rushing yds.	53-202	20-5
Passing yds.	143	186
Return yds.	1	0
Passes	14-21-1	17-34-0
Punts-avg.	6-40.7	8-43.0
Fumbles-lost	1-0	2-1
Penalties-yds.	4-20	4-50
Time of poss.	37:16	22:44

INDIVIDUAL STATS

Rushing — VT: Peoples 22-71, McCleese 13-71, Jackson 8-38, Holston 3-17, Phillips 1-10, McMillian 2-5, Clark 1-4, Grimsley 1-4, Team 2(-18); VA: Ellis 10-9, Sharp 1-4, Reed 2 (-4), Benkert 7 (-6).

Passing — VT: Jackson 14-21-1 143 VA: Benkert 17-34-1 186.

Receiving — VT: Grimsley 5-56, Phillips 3-46, Carroll 2-12, Kumah 1-9, McCleese 1-9, Cunningham 1-8, McMillian 1-3; VA: Zacccheaus 4-39, Butts 3-9, Levrone 2-59, Dowling 2-18, Reed 1-23, Hamm 1-10, Jana 1-9, Cowley 1-9, Dubois 1-6, Ellis 1-4.

GAME THIRTEEN



22 VIRGINIA TECH 21

19 OKLAHOMA STATE 28

CAMPING WORLD STADIUM • ORLANDO, FLA. • DEC. 28, 2017 • ATT: 39,610

Despite getting a career-high 124 yards rushing from Deshaun McCleese and owning the time of possession, Virginia Tech couldn't slow high-powered Oklahoma State, falling 30-21 to the Cowboys in the Camping World Bowl played at Camping World Stadium on Thursday evening.

With the loss, the Hokies closed the 2017 season with a 9-4 record and saw their three-game bowl winning streak snapped. Oklahoma State finished at 10-3, winning 10 games in a season for the third straight tie and the sixth time under head coach Mike Gundy.

The Hokies trailed 27-14 late in the game, but the Oklahoma State lead to 27-21 on a 5-yard touchdown run by quarterback Josh Jackson. The score capped a seven-play, 61-yard drive that pulled Tech to within six points.

But on the ensuing drive, the Cowboys marched deep into Tech territory, with the key play coming on third-and-11 from the Tech 49. Oklahoma State tailback Justice Hill ran for a 31-yard gain, and that led to a 38-yard field goal from Matt Ammendola that essentially sealed the game with 2:34 left.

Tech lost despite 518 yards of offense, including 248 on the ground. The Hokies also converted 10 of 18 on third downs and dominated in time of possession (38:13-21:47), but two turnovers inside the Oklahoma State 30 – including one at the Oklahoma State 1 – ended two great scoring opportunities.

GAME NOTES

- McCleese's previous career high both in rushing and carries was 55 yards on 11 carries against East Carolina. He ran the ball 18 times against the Cowboys.
- Jackson's touchdown runs marked his fifth and sixth rushing touchdowns of the season, and his touchdown pass to Kumah was his 20th passing touchdown.
- Kumah's touchdown reception marked his second of the season. He also caught one in the Hokies' win over North Carolina.
- Tech's 18-play drive spanning the first and second quarters marked its longest drive of the season, both in terms of plays and time of possession (10:06). The previous longest was a 14-play drive in the win over North Carolina that took 7:04.
- Phil Patterson caught a career-high seven passes for 59 yards. He entered the game with just two catches for 29 yards on the season.
- Andrew Motuapuaka closed his career by starting his final 36 games.
- Tremaine Edmunds extended his start streak to 28 straight games.

SCORING

	1	2	3	4	F
Virginia Tech	7	0	7	7	- 21
Oklahoma State	3	10	14	3	- 30

- OS (12:17 - 1st)** - Ammendola, Matt 31 yd Field Goal
VT (7:59 - 1st) - Josh Jackson 13 yd Rush (Joey Slye Kick)
OS (7:28 - 2nd) - Ammendola, Matt 36 yd Field Goal
OS (:45 - 2nd) - Hill, Justice 1 yd Rush (Ammendola, Matt Kick)
OS (11:22 - 3rd) - Stoner, Dillon 17 yd Pass From Rudolph, Mason (Ammendola Kick)
VT (6:31 - 3rd) - Eric Kumah 9 yd Pass From Josh Jackson (Joey Slye Kick)
OS (5:37 - 3rd) - Washington, J. 65 yd Pass From Rudolph, Mason (Ammendola Kick)
VT (5:40 - 4th) - Josh Jackson 5 yd Rush (Joey Slye Kick)

TEAM STATS

	VT	OS
First downs	31	24
Rushing yds.	50-248	32-137
Passing yds.	270	351
Return yds.	118	28
Passes	23-42-1	21-32-0
Punts-avg.	3-40.0	2-46.0
Fumbles-lost	1-1	0-0
Penalties-yds.	5-65	4-20
Time of poss.	38:13	21:47

INDIVIDUAL STATS

Rushing — VT: McCleese 18-124, Jackson 16-50, Peoples 10-56, Holston 4-12, Murphy 1-5, Savoy 1-1; OSU: Hill 23-120, Brown 1-12, Rudolph 5-6, King 2-3, Team 1 - -4

Passing — VT: Jackson 22-41-1 248, Mummau 1-1-0 22; OSU: Rudolph 21-32-0 351

Receiving — VT: Patterson 7-59, Kumah 5-72, Grimsley 5-63, Carroll 3-21, Murphy 1-24, Shegog 1-22, Clark 1-9; OSU: Ateman 5-107; Washington 5-126, Stoner 4-35, Abbott 2-32, Johnson 2-25, Hill 1 - -1, Lacy 1-15, McCleskey 1-12



2017 STATISTICS
OVERALL: 9-4

ACC: 5-3

HOME: 5-1

AWAY: 3-2

NEUTRAL: 1-1

SCHEDULE & RESULTS

DATE	VT (RANK)	OPPONENT (RANK)	TV	LOCATION	TIME/RESULT	ATTEND.	TOP RUSHER	TOP PASSER	TOP RECEIVER	TOP TACKLER
Sept. 3	#21/22	vs. (22/20) West Virginia	ABC	FedExField, Landover, Md.	W, 31-24	67,489	Josh Jackson (11-101-1)	Josh Jackson (15-26-235-1)	Cam Phillips (7-138-1)	Andrew Motuapuaka (12)
Sept. 9	#18/18	Delaware	ACC NETWORK EXTRA	Blacksburg, Va.	W, 27-0	65,526	Jalen Holston (8-32-0)	Josh Jackson (16-28-222-2)	Cam Phillips (6-90-1)	Tremaine Edmunds (14)
Sept. 16	#16/16	at East Carolina	CBS SN	Greenville, N.C.	W, 64-17	43,776	Travon McMillian (11-72-0)	Josh Jackson (24-31-372-5)	Cam Phillips (14-189-3)	Mook Reynolds (10)
Sept. 23	#13/13	Old Dominion	ACC NETWORK EXTRA	Blacksburg, Va.	W, 38-0	65,632	Coleman Fox (11-66-0)	Josh Jackson (20-30-298-3)	Cam Phillips (7-108-0)	Tremaine Edmunds (6)
Sept. 30	#12/12	(2/2) Clemson*	ABC	Blacksburg, Va.	L, 17-31	65,632	Coleman Fox (5-39-0)	Josh Jackson (29-44-251-1)	Cam Phillips (7-74-1)	Terrell Edmunds/Reggie Floyd (10)
Oct. 7	#16/19	at Boston College*	ESPN2	Chestnut Hill, Mass.	W, 23-10	32,057	Travon McMillian (17-89-1)	Josh Jackson (22-33-322-1)	Sam Savoy (9-139-1)	Mook Reynolds (9)
Oct. 21	#14/14	North Carolina* (HC)	ESPN2	Blacksburg, Va.	W, 59-7	65,632	Coleman Fox (7-59-0)	Josh Jackson (10-20-132-3)	Cam Phillips (5-49-1)	Andrew Motuapuaka (9)
Oct. 28	#13/13	Duke*	ACC NETWORK	Blacksburg, Va.	W, 24-3	60,914	Deshawn McCleese (15-75-1)	Josh Jackson (13-27-200-1)	Cam Phillips (4-35-1)	Tremaine Edmunds (10)
Nov. 4	#13/13/13	at (9/6/10) Miami*	ABC	Miami Gardens, Fla.	L, 10-28	63,932	Travon McMillian (15-52-0)	Josh Jackson (20-32-197-0)	Cam Phillips (7-101-0)	Tremaine Edmunds (9)
Nov. 11	#17/17/17	at Georgia Tech*	ACC NETWORK	Atlanta, Ga.	L, 22-28	47,909	Sean Savoy (3-32-1)	Josh Jackson (14-26-153-0)	Eric Kumah (6-82-0)	Andrew Motuapuaka (12)
Nov. 18	#ARV/ARV/-	Pitt*	ACC NETWORK	Blacksburg, Va.	W, 20-14	58,948	Deshawn McCleese (14-70-0)	Josh Jackson (17-37-218-1)	Cam Phillips (8-117-1)	Reggie Floyd (8)
Nov. 24	#24/25/25	at Virginia*	ESPN	Charlottesville, Va.	W, 10-0	48,609	Steven Peoples (22-71-0)	Josh Jackson (14-21-143-1)	Hezekiah Grimsley (5-58-0)	Tremaine Edmunds (9)
Dec. 28	#22/22/22	vs. (17/17/19) Oklahoma State^	ESPN	Camping World Stadium	L, 21-30	39,610	Deshawn McCleese (18-124-0)	Josh Jackson (22-24-248-1)	Phil Patterson (7-59-0)	Andrew Motuapuaka (7)

Rankings listed (AP/USA Today/CFP Ranking) HC - Homecoming * - ACC Game ^ - Camping World Bowl, Orlando, Fla.

TEAM STATISTICS

	HOKIES	OPPONENT
SCORING	366	192
Points Per Game	28.2	14.8
Points Off Turnovers	81	24
FIRST DOWNS	288	200
Rushing	126	83
Passing	142	101
Penalty	20	16
RUSHING YARDAGE	2254	1554
Yards gained rushing	2549	1975
Yards lost rushing	295	421
Rushing Attempts	584	462
Average Per Rush	3.9	3.4
Average Per Game	173.4	119.5
TDs Rushing	19	7
PASSING YARDAGE	3113	2597
Comp-Att-Int	245-412-9	174-358-13
Average Per Pass	7.6	7.3
Average Per Catch	12.7	14.9
Average Per Game	239.5	199.8
TDs Passing	21	16
TOTAL OFFENSE	5367	4151
Total Plays	996	820
Average Per Play	5.4	5.1
Average Per Game	412.8	319.3
KICK RETURNS: #-Yards	26-613	16-288
PUNT RETURNS: #-Yards	39-413	12-47
INT RETURNS: #-Yards	13-267	9-126
KICK RETURN AVERAGE	23.6	18.0
PUNT RETURN AVERAGE	10.6	3.9
INT RETURN AVERAGE	20.5	14.0
FUMBLES-LOST	12-5	19-6
PENALTIES-Yards	60-548	82-626
Average Per Game	42.2	48.2
PUNTS-Yards	66-2798	92-3785
Average Per Punt	42.4	41.1
Net punt average	39.9	35.6
KICKOFFS-Yards	75-4802	45-2818
Average Per Kick	64.0	62.6
Net kick average	40.5	39.6
TIME OF POSSESSION/Game	32:41	27:19
3RD-DOWN Conversions	86/211	49/187
3rd-Down Pct	41%	26%
4TH-DOWN Conversions	11/26	10/23
4th-Down Pct	42%	43%
SACKS BY-Yards	32-196	23-150
MISC YARDS	0	31
TOUCHDOWNS SCORED	45	24
FIELD GOALS-ATTEMPTS	18-26	8-15
ON-SIDE KICKS	0-1	0-0
RED-ZONE SCORES	(44-57) 77%	(21-29) 72%
RED-ZONE TOUCHDOWNS	(29-57) 51%	(13-29) 45%
PAT-ATTEMPTS	(42-42) 100%	(24-24) 100%
ATTENDANCE	379284	236283
Games/Avg Per Game	6/63214	5/47257
Neutral Site Games		2/53550

SCORE BY QUARTERS

	1ST	2ND	3RD	4TH	TOTAL
Virginia Tech	65	106	117	78	366
Opponents	47	48	45	52	192

RUSHING

NAME	GP	ATT	GAIN	LOSS	NET	AVG	TD	LONG	AVG/G
Deshawn McCleese	12	108	542	12	530	4.9	3	23	44.2
Travon McMillian	12	104	448	9	439	4.2	2	23	36.6
Josh Jackson	13	124	498	174	324	2.6	6	46	24.9
Steven Peoples	7	70	274	7	267	3.8	2	13	38.1
Jalen Holston	12	70	239	13	226	3.2	3	14	18.8
Coleman Fox	10	39	229	6	223	5.7	1	35	22.3
AJ Bush	5	19	135	6	129	6.8	0	34	25.8
Sean Savoy	12	24	134	18	116	4.8	2	17	9.7
Cam Phillips	12	1	10	0	10	10.0	0	10	0.8
Henri Murphy	7	2	8	0	8	4.0	0	5	1.1
James Clark	10	4	15	9	6	1.5	0	8	0.6
Hezekiah Grimsley	12	2	5	0	5	2.5	0	4	0.4
Kalil Pimpleton	5	1	4	0	4	4.0	0	4	0.8
C.J. Carroll	7	5	8	9	-1	-0.2	0	5	-0.1
TEAM	13	11	0	32	-32	-2.9	0	0	-2.5
TOTAL	13	584	2549	295	2254	3.9	19	46	173.4
OPPONENTS	13	462	1975	421	1554	3.4	7	69	119.5

PASSING

NAME	GP	EFFIC	ATT-CMP-INT	PCT	YDS	TD	LONG	AVG/G
Josh Jackson	13	135.16	236-396-9	59.6	2991	20	70	230.1
AJ Bush	5	169.24	7-11-0	63.6	99	1	20	19.8
TEAM	13	0.00	0-2-0	0.0	0	0	0	0.0
Cam Phillips	12	0.00	0-1-0	0.0	0	0	0	0.0
Chase Mummau	1	284.80	1-1-0	100.0	22	0	22	22.0
Oscar Bradburn	13	108.40	1-1-0	100.0	1	0	1	0.1
C.J. Carroll	7	0.00	0-0-0	0.0	0	0	0	0.0
TOTAL	13	135.39	245-412-9	59.5	3113	21	70	239.5
OPPONENTS	13	117.02	174-358-13	48.6	2597	16	80	199.8

RECEIVING

NAME	GP	NO.	YDS	AVG	TD	LONG	AVG/G
Cam Phillips	12	71	964	13.6	7	45	80.3
Sean Savoy	12	39	454	11.6	4	53	37.8
Eric Kumah	13	28	324	11.6	2	31	24.9
C.J. Carroll	7	15	157	10.5	1	35	22.4
Travon McMillian	12	12	173	14.4	3	70	14.4
Hezekiah Grimsley	12	12	139	11.6	0	26	11.6
Dalton Keene	13	10	167	16.7	0	40	12.8
Henri Murphy	7	10	153	15.3	0	26	21.9
Chris Cunningham	13	9	175	19.4	1	39	13.5
Phil Patterson	5	9	88	9.8	0	22	17.6
Deshawn McCleese	12	9	66	7.3	0	24	5.5
James Clark	10	8	92	11.5	0	34	9.2
Coleman Fox	10	5	33	6.6	0	20	3.3
Steven Peoples	7	4	79	19.8	2	43	11.3
Samuel Denmark	3	2	28	14.0	1	16	9.3
Anthony Shegog	13	1	22	22.0	0	22	1.7
Jalen Holston	12	1	-1	-1.0	0	0	-0.1
TOTAL	13	245	3113	12.7	21	70	239.5
OPPONENTS	13	174	2597	14.9	16	80	199.8

18 FOOTBALL GAME NOTES

2017 STATISTICS

PUNT RETURNS

NAME	NO.	YDS	AVG	TD	LONG
Greg Stroman	35	397	11.3	2	91
C.J. Carroll	2	4	2.0	0	3
Deon Newsome	1	7	7.0	0	0
Bryce Watts	1	5	5.0	0	5
TOTAL	39	413	10.6	2	91
OPPONENTS	12	47	3.9	0	21

KICKOFF RETURNS

NAME	NO.	YDS	AVG	TD	LONG
Travon McMillian	9	240	26.7	0	70
Henri Murphy	7	151	21.6	0	30
James Clark	7	173	24.7	0	44
Jovonn Quillen	2	49	24.5	0	25
Chris Cunningham	1	0	0.0	0	0
TOTAL	26	613	23.6	0	70
OPPONENTS	16	288	18.0	0	33

INTERCEPTIONS

NAME	NO.	YDS	AVG	TD	LONG
Greg Stroman	4	47	11.8	1	24
Reggie Floyd	3	106	35.3	1	69
Terrell Edmunds	2	70	35.0	0	55
Divine Deablo	1	0	0.0	0	0
Adonis Alexander	1	18	18.0	0	18
Trevon Hill	1	8	8.0	0	8
Andrew Motuapuaka	1	18	18.0	0	18
TOTAL	13	267	20.5	2	69
OPPONENTS	9	126	14.0	1	45

FUMBLE RETURNS

NAME	NO.	YDS	AVG	TD	LONG
Ricky Walker	1	12	12.0	1	12
TOTAL	1	12	12.0	1	12
OPPONENTS	3	40	13.3	0	35

PUNTING

NAME	NO.	YDS	AVG	LONG	TB	FC	I20	50+	BLKD
Oscar Bradburn	66	2798	42.4	57	6	32	24	12	0
TOTAL	66	2798	42.4	57	6	32	24	12	0
OPPONENTS	92	3785	41.1	58	5	33	15	18	5

KICKOFFS

NAME	NO.	YDS	AVG	TB	OB	RETN	NET	YDLN
Joey Slye	63	4044	64.2	53	0	203	39.9	25
Brian Johnson	12	758	63.2	6	1	77	44.3	20
Total	75	4802	64.0	59	1	288	40.5	24
Opponents	45	2818	62.6	17	2	613	39.6	25

FIELD GOALS

FIELD GOAL SEQUENCE BY PLAYER

NAME	FGM-FGA	PCT	01-19	20-29	30-39	40-49	50-99	LG	BLK
Joey Slye	15-22	68.2	0-0	5-6	6-8	2-5	2-3	50	1
Brian Johnson	3-4	75.0	0-0	1-1	2-3	0-0	0-0	30	0

FIELD GOAL SEQUENCE BY GAME

FG SEQUENCE	VIRGINIA TECH	OPPONENTS
West Virginia	(25),38,32	(34)
Delaware	(50),[46],51,(24)	28
East Carolina	(25),(34),(37)	(35),[47]
Old Dominion	27,(31)	-
Clemson	(43),45	(23),41
Boston College	(34),(29),(26)	40,(32)
North Carolina	47,(37)	-
Duke	(34)	(31)
Miami	(50)	-
Georgia Tech	(41)	43
Pitt	(30),(27)	33
Virginia	(30),32	41
Oklahoma State	-	(31),(36),(38)

Numbers in parentheses indicate field goal was made.

Numbers in brackets indicate field goal was blocked.

SCORING

NAME	TD	FGS	PAT					SAF	POINTS
			KICK	RUSH	RCV	PASS	DXP		
Joey Slye	0	15-22	37-37	0-0	0	0-0	0	0	82
Cam Phillips	7	0-0	0-0	0-0	0	0-0	0	0	42
Sean Savoy	6	0-0	0-0	0-0	0	0-0	0	0	36
Josh Jackson	6	0-0	0-0	0-0	0	0-3	0	0	36
Travon McMillian	5	0-0	0-0	0-0	0	0-0	0	0	30
Steven Peoples	4	0-0	0-0	0-0	0	0-0	0	0	24
Jalen Holston	3	0-0	0-0	0-0	0	0-0	0	0	18
Greg Stroman	3	0-0	0-0	0-0	0	0-0	0	0	18
Deshawn McCleese	3	0-0	0-0	0-0	0	0-0	0	0	18
Brian Johnson	0	3-4	5-5	0-0	0	0-0	0	0	14
Eric Kumah	2	0-0	0-0	0-0	0	0-0	0	0	12
Samuel Denmark	1	0-0	0-0	0-0	0	0-0	0	0	6
Coleman Fox	1	0-0	0-0	0-0	0	0-0	0	0	6
Chris Cunningham	1	0-0	0-0	0-0	0	0-0	0	0	6
C.J. Carroll	1	0-0	0-0	0-0	0	0-0	0	0	6
Reggie Floyd	1	0-0	0-0	0-0	0	0-0	0	0	6
Ricky Walker	1	0-0	0-0	0-0	0	0-0	0	0	6
TOTAL	45	18-26	42-42	0-0	0	0-3	0	0	366
OPPONENTS	24	8-15	24-24	0-0	0	0-0	0	0	192

ALL-PURPOSE

NAME	G	RUSH	REC	PR	KOR	IR	TOT	AVG/G
Cam Phillips	12	10	964	0	0	0	974	81.2
Travon McMillian	12	439	173	0	240	0	852	71.0
Deshawn McCleese	12	530	66	0	0	0	596	49.7
Sean Savoy	12	116	454	0	0	0	570	47.5
Greg Stroman	13	0	0	397	0	47	444	34.2
Steven Peoples	7	267	79	0	0	0	346	49.4
Eric Kumah	13	0	324	0	0	0	324	24.9
Josh Jackson	13	324	0	0	0	0	324	24.9
Henri Murphy	7	8	153	0	151	0	312	44.6
James Clark	10	6	92	0	173	0	271	27.1
Coleman Fox	10	223	33	0	0	0	256	25.6
Jalen Holston	12	226	-1	0	0	0	225	18.8
Chris Cunningham	13	0	175	0	0	0	175	13.5
Dalton Keene	13	0	167	0	0	0	167	12.8
C.J. Carroll	7	-1	157	4	0	0	160	22.9
Hezekiah Grimsley	12	5	139	0	0	0	144	12.0
AJ Bush	5	129	0	0	0	0	129	25.8
Reggie Floyd	13	0	0	0	0	106	106	8.2
Phil Patterson	5	0	88	0	0	0	88	17.6
Terrell Edmunds	10	0	0	0	0	70	70	7.0
Jovonn Quillen	11	0	0	0	49	0	49	4.5
Samuel Denmark	3	0	28	0	0	0	28	9.3
Anthony Shegog	13	0	22	0	0	0	22	1.7
Adonis Alexander	9	0	0	0	0	18	18	2.0
Andrew Motuapuaka	13	0	0	0	0	18	18	1.4
Trevon Hill	13	0	0	0	0	8	8	0.6
Deon Newsome	13	0	0	7	0	0	7	0.5
Bryce Watts	13	0	0	5	0	0	5	0.4
Kalil Pimpleton	5	4	0	0	0	0	4	0.8
TEAM	13	-32	0	0	0	0	-32	-2.5
TOTAL	13	2254	3113	413	613	267	6660	512.3
OPPONENTS	13	1554	2597	47	288	126	4612	354.8

TOTAL OFFENSE

NAME	G	PLAYS	RUSH	PASS	TOTAL	AVG/G
Josh Jackson	13	520	324	2991	3315	255.0
Deshawn McCleese	12	108	530	0	530	44.2
Travon McMillian	12	104	439	0	439	36.6
Steven Peoples	7	70	267	0	267	38.1
AJ Bush	5	30	129	99	228	45.6
Jalen Holston	12	70	226	0	226	18.8
Coleman Fox	10	39	223	0	223	22.3
Sean Savoy	12	24	116	0	116	9.7
Chase Mummau	1	1	0	22	22	22.0
Cam Phillips	12	2	10	0	10	0.8
Henri Murphy	7	2	8	0	8	1.1
James Clark	10	4	6	0	6	0.6
Hezekiah Grimsley	12	2	5	0	5	0.4
Kalil Pimpleton	5	1	4	0	4	0.8
Oscar Bradburn	13	1	0	1	1	0.1
C.J. Carroll	7	5	-1	0	-1	-0.1
TEAM	13	13	-32	0	-32	-2.5
TOTAL	13	996	2254	3113	5367	412.8
OPPONENTS	13	820	1554	2597	4151	319.3

2017 STATISTICS

2017 DEFENSIVE STATISTICS

NO.	NAME	GP-GS	TACKLES			TFL/YDS	SACKS NO-YARDS	PASS DEF		QBH	FR-YDS	FF	BLKD KICK	SAFETY
			SOLO	AST	TOTAL			INT-YDS	BRUP					
49	Tremaine Edmunds	13-13	60	49	109	14.0-52	5.5-31	.	2	4	.	3	.	.
25	Andrew Motuapuaka	13-13	46	46	92	11.5-30	3.5-15	1-18	7	6	1-0	1	.	.
21	Reggie Floyd	13-12	44	28	72	3.0-9	.	3-106	1	2	.	2	.	.
6	Mook Reynolds	12-11	44	26	70	9.0-35	1.5-12	.	1	4	.	1	.	.
22	Terrell Edmunds	10-10	29	30	59	2.5-16	1.5-15	2-70	4	1
94	Trevon Hill	13-12	24	22	46	9.5-55	5.5-38	1-8	.	7	2-0	1	.	.
8	Ricky Walker	13-13	19	22	41	12.5-49	4.5-28	.	1	6	1-12	.	.	.
4	Tim Settle	13-13	21	15	36	12.5-37	4.0-16	.	1	2	.	.	1	.
36	Adonis Alexander	9-2	23	4	27	2.0-8	1.0-7	1-18	4	.	.	1	.	.
24	Anthony Shegog	13-1	17	7	24	3.0-12	.	.	1	2	.	1	1	.
99	Vinny Mihota	11-11	10	14	24	3.5-16	1.5-10	.	.	2
11	Houshun Gaines	12-2	17	7	24	7.0-26	3.0-19	.	1	2	1-0	.	.	.
3	Greg Stroman	13-13	14	6	20	.	.	4-47	11
31	Brandon Facyson	13-11	14	5	19	2.0-5	.	.	5
20	Deon Newsome	13-3	9	7	16	1.0-2	.	.	1	.	.	.	1	.
55	Jarrold Hewitt	10-0	6	7	13	2.0-4	.	.	.	1	1-0	.	.	.
9D	Khalil Ladler	13-2	4	7	11	2.0-2	.	.	1	.	.	1	1	.
7D	Divine Deablo	4-0	6	2	8	1.5-6	0.5-5	1-0	3
56	Sean Huelskamp	13-0	6	2	8	1
28	Bryce Watts	13-0	4	1	5	.	.	.	1
26	Jovonn Quillen	11-0	3	2	5	.	.	.	1	.	.	.	2	.
4D	Emmanuel Belmar	10-1	2	2	4	1.0-1	.	.	.	2
4R	Dylan Rivers	7-0	2	1	3
46	Joey Slye	11-0	2	1	3
43	Xavier Burke	7-0	.	3	3	0.5-1	.	.	.	1
96	Jimmie Taylor	7-0	1	1	2	0.5-1
34	Travon McMillian	12-9	2	.	2
29	Dalton Keene	13-12	.	2	2
40	Trey Skeens	5-0	.	1	1
17	Josh Jackson	13-13	1	.	1
9	Drake Delulius	1-0	.	1	1
7	Devon Hunter	10-0	.	1	1
67	Parker Osterloh	7-5	1	.	1
69	Yosuah Nijman	9-8	.	1	1
18	Raymon Minor	4-0	.	1	1	0.5-1
62	D'Andre Plantin	7-0	1	.	1
57	Wyatt Teller	13-13	1	.	1
TOTAL		13-0	433	324	757	101-368	32-196	13-267	46	43	6-12	11	6	.
OPPONENTS		13-0	527	540	1067	68.0-250	23-150	9-126	45	42	5-40	4	1	.

RUSHING TACKLES

NAME	TOTAL
Tremaine Edmunds	87
Andrew Motuapuaka	75
Reggie Floyd	52
Mook Reynolds	41
Terrell Edmunds	38
Trevon Hill	38
Ricky Walker	34
Tim Settle	31
Vinny Mihota	19
Anthony Shegog	16
Houshun Gaines	15
Jarrold Hewitt	12
Brandon Facyson	11
Adonis Alexander	8
Greg Stroman	7
Deon Newsome	7
Khalil Ladler	6
Emmanuel Belmar	4
Xavier Burke	3
Sean Huelskamp	3
Jimmie Taylor	2
Divine Deablo	2
Trey Skeens	1
Raymon Minor	1
Devon Hunter	1
Bryce Watts	1
Dalton Keene	1
Dylan Rivers	1
TOTALS	517

PASSING TACKLES

NAME	TOTAL
Mook Reynolds	25
Reggie Floyd	18
Terrell Edmunds	17
Adonis Alexander	17
Tremaine Edmunds	15
Greg Stroman	13
Andrew Motuapuaka	10
Brandon Facyson	7
Houshun Gaines	6
Deon Newsome	5
Khalil Ladler	4
Divine Deablo	4
Vinny Mihota	2
Ricky Walker	2
Trevon Hill	2
Anthony Shegog	2
Dylan Rivers	1
Jarrold Hewitt	1
Drake Delulius	1
TOTALS	152

SPECIAL TEAMS TACKLES

NAME	T	KO	PUNT
Sean Huelskamp	5	2	3
Jovonn Quillen	5	3	2
Anthony Shegog	5	1	4
Bryce Watts	4	1	3
Deon Newsome	4	3	1
Joey Slye	3	3	0
Andrew Motuapuaka	2	0	2
Terrell Edmunds	2	2	0
Brandon Facyson	1	0	1
Divine Deablo	1	0	1
Dylan Rivers	1	1	0
TOTALS	33	16	17

HOKIES ON COIN FLIPS

Virginia Tech is 6-6 in coin tosses this season.

GAME	FLIP	SCORE
West Virginia	WON	W, 31-24
Delaware	WON	W, 27-0
East Carolina	WON	W, 64-17
Old Dominion	LOST	W, 38-0
Clemson	LOST	L, 17-31
Boston College	WON	W, 23-10
North Carolina	LOST	W, 59-7
Duke	WON	W, 24-3
Miami	LOST	L, 10-28
Georgia Tech	WON	L, 22-28
Pitt	LOST	W, 20-14
Virginia	LOST	W, 10-0
Oklahoma State	WON	L, 21-30

HOKIES ON OPENING OFFENSIVE DRIVES

GAME	1ST HALF	2ND HALF
West Virginia	Punt	Punt
Delaware	Punt	Punt
East Carolina	TOUCHDOWN	TOUCHDOWN
Old Dominion	Missed FG	TOUCHDOWN
Clemson	Punt	Fumble
Boston College	INTERCEPTION	FIELD GOAL
North Carolina	Missed FG	TOUCHDOWN
Duke	Downs	Downs
Miami	Punt	TOUCHDOWN
Georgia Tech	FIELD GOAL	Punt
Pitt	TOUCHDOWN	Punt
Virginia	Punt	TOUCHDOWN
Oklahoma State	TOUCHDOWN	Punt

HOKIES ON OPENING DEFENSIVE SERIES

GAME	1ST HALF	2ND HALF
West Virginia	Punt	FIELD GOAL
Delaware	Punt	INTERCEPTION
East Carolina	TOUCHDOWN	Punt
Old Dominion	Downs	Punt
Clemson	FIELD GOAL	Punt
Boston College	Punt	Punt
North Carolina	Punt	INTERCEPTION
Duke	Punt	Punt
Miami	Downs	INTERCEPTION
Georgia Tech	Punt	TOUCHDOWN
Pitt	Punt	Punt
Virginia	Punt	Fumble
Oklahoma State	FIELD GOAL	TOUCHDOWN

18 FOOTBALL GAME NOTES

2017 STATISTICS

BIG PLAYS (MORE THAN 20 YARDS)

20-YARD PLUS PLAYS

YDS	TYPE	PLAYER(S)	OPPONENT
*91	PR	Greg Stroman	North Carolina
*70	Pass	Travon McMillian from Josh Jackson	East Carolina
70	KR	Travon McMillian	Georgia Tech
*69	INT	Reggie Floyd	North Carolina
*61	PR	Greg Stroman	Delaware
55	INT	Terrell Edmunds	Delaware
*53	Pass	Sean Savoy from Josh Jackson	Boston College
46	Rush	Josh Jackson	West Virginia
46	Pass	Sean Savoy from Josh Jackson	Boston College
*45	Pass	Cam Phillips from Josh Jackson	East Carolina
44	KR	James Clark	West Virginia
43	PR	Greg Stroman	Clemson
*43	Pass	Steven Peoples from Josh Jackson	Old Dominion
40	Pass	Dalton Keene from Josh Jackson	Duke
39	Pass	Chris Cunningham from Josh Jackson	West Virginia
38	Pass	Sean Savoy from Josh Jackson	Delaware
37	Pass	Chris Cunningham from Josh Jackson	Pitt
37	INT	Reggie Floyd	Miami
36	Pass	Cam Phillips from Josh Jackson	Pitt
35	Rush	Coleman Fox	North Carolina
35	Pass	C.J. Carroll from Josh Jackson	Clemson
34	Pass	James Clark from Josh Jackson	East Carolina
34	Rush	AJ Bush	East Carolina
33	Pass	Dalton Keene from Josh Jackson	North Carolina
32	Pass	Cam Phillips from Josh Jackson	Miami
*32	Pass	Cam Phillips from Josh Jackson	West Virginia
31	Pass	Eric Kumah from Josh Jackson	Oklahoma State
*31	Pass	Cam Phillips from Josh Jackson	East Carolina
31	KR	Travon McMillian	Duke
*30	Pass	Sean Savoy from Josh Jackson	Clemson
30	KR	Henri Murphy	Old Dominion
29	Pass	C.J. Carroll from Josh Jackson	Delaware
29	Pass	Dalton Keene from Josh Jackson	Boston College
29	KR	Travon McMillian	Miami
29	Pass	Cam Phillips from Josh Jackson	Old Dominion
*28	Pass	Cam Phillips from Josh Jackson	Delaware
28	Pass	Cam Phillips from Josh Jackson	West Virginia
28	Pass	Cam Phillips from Josh Jackson	West Virginia
28	KR	James Clark	Oklahoma State
27	Pass	Cam Phillips from Josh Jackson	Miami
27	Pass	Travon McMillian from Josh Jackson	Duke
27	Pass	Travon McMillian from Josh Jackson	Georgia Tech
26	Pass	Eric Kumah from Josh Jackson	Georgia Tech
26	Pass	Hezekiah Grimsley from Josh Jackson	Oklahoma State
*26	Pass	Sean Savoy from Josh Jackson	Duke
26	Pass	Henri Murphy from Josh Jackson	Boston College
26	Pass	Chris Cunningham from Josh Jackson	Old Dominion
25	KR	James Clark	West Virginia
25	KR	Jovonn Quillen	Pitt
25	KR	Travon McMillian	Miami
25	Pass	Hezekiah Grimsley from Josh Jackson	Virginia
24	KR	Jovonn Quillen	Oklahoma State
24	KR	James Clark	West Virginia
24	KR	Henri Murphy	Clemson

YDS	TYPE	PLAYER(S)	OPPONENT
24	Pass	Deshawn McCleese from Josh Jackson	Old Dominion
*24	INT	Greg Stroman+Greg Stroman	Georgia Tech
24	Rush	AJ Bush	East Carolina
24	Pass	Henri Murphy from Josh Jackson	Oklahoma State
*23	Pass	Cam Phillips from Josh Jackson	Pitt
23	Rush	Deshawn McCleese	Duke
*23	Rush	Travon McMillian	Boston College
23	Pass	Sean Savoy from Josh Jackson	North Carolina
23	Pass	Cam Phillips from Josh Jackson	Virginia
23	Pass	Cam Phillips from Josh Jackson	Old Dominion
23	Pass	Eric Kumah from Josh Jackson	Boston College
23	Pass	Cam Phillips from Josh Jackson	Old Dominion
22	Pass	Anthony Shegog from Chase Mummau	Oklahoma State
22	KR	Henri Murphy	Clemson
22	Pass	Phil Patterson from Josh Jackson	Oklahoma State
22	Pass	Cam Phillips from Josh Jackson	West Virginia
22	Pass	Sean Savoy from Josh Jackson	West Virginia
22	Pass	Cam Phillips from Josh Jackson	Delaware
22	Pass	C.J. Carroll from Josh Jackson	Delaware
21	Pass	Chris Cunningham from Josh Jackson	Duke
21	Pass	Chris Cunningham from Josh Jackson	Duke
21	Pass	Cam Phillips from Josh Jackson	Clemson
21	KR	Henri Murphy	Oklahoma State
21	KR	James Clark	East Carolina
21	KR	Henri Murphy	Clemson
21	Rush	Coleman Fox	Old Dominion
20	PR	Greg Stroman	Miami
20	Pass	Henri Murphy from Josh Jackson	Clemson
20	Pass	Coleman Fox from AJ Bush	North Carolina
20	KR	Travon McMillian	Duke
20	Pass	Dalton Keene from Josh Jackson	Boston College

* touchdown scored on play

VT LONG PLAYS BY THE NUMBERS

LONG PLAYS BY YARDS	NO.	TD
100+	0	0
90-99	1	1
80-89	0	0
70-79	2	1
60-69	2	2
50-59	2	1
40-49	7	2
30-39	17	3
20-29	54	5

LONG PLAYS BY TYPE	NO.	TD
Rushing	7	1
Passing	53	10
Punt returns	4	2
Kick returns	17	0
Interceptions	4	2
Fumble returns	0	0
Other	0	0
TOTAL	85	15

20-YARD PLUS BY PLAYER

PLAYER	NO.	TD	R	P	KR	PR	IR	FR
Cam Phillips	17	5	0	17	0	0	0	0
Travon McMillian	9	2	1	3	5	0	0	0
Henri Murphy	8	0	0	3	5	0	0	0
Sean Savoy	7	3	0	7	0	0	0	0
James Clark	6	0	0	1	5	0	0	0
Chris Cunningham	5	0	0	5	0	0	0	0
Greg Stroman	5	3	0	0	0	4	1	0
Dalton Keene	4	0	0	4	0	0	0	0
C.J. Carroll	3	0	0	3	0	0	0	0
Eric Kumah	3	0	0	3	0	0	0	0
Coleman Fox	3	0	2	1	0	0	0	0
Reggie Floyd	2	1	0	0	0	0	2	0
Hezekiah Grimsley	2	0	0	2	0	0	0	0
Deshawn McCleese	2	0	1	1	0	0	0	0
AJ Bush	2	0	2	0	0	0	0	0
Jovonn Quillen	2	0	0	0	2	0	0	0
Steven Peoples	1	1	0	1	0	0	0	0
Terrell Edmunds	1	0	0	0	0	0	1	0
Josh Jackson	1	0	1	0	0	0	0	0
Anthony Shegog	1	0	0	1	0	0	0	0
Phil Patterson	1	0	0	1	0	0	0	0
TOTAL	85	15	7	53	17	4	4	0

VIRGINIA TECH'S LONGEST PLAYS OF THE YEAR

Rushing	46	Josh Jackson vs West Virginia (9/3/2017)
Rushing TD	23	Travon McMillian vs Boston College (10/7/2017)
Passing	70	Travon McMillian from Josh Jackson vs. East Carolina (9/16/2017)
Passing TD	70	Travon McMillian from Josh Jackson vs. East Carolina (9/16/2017)
Punt Return	91	Greg Stroman vs North Carolina (10/21/2017)
Kick Return	70	Travon McMillian vs Georgia Tech (11/11/2017)
INT Return	69	Reggie Floyd vs North Carolina (10/21/2017)
Fumble Return	12	Ricky Walker vs North Carolina (10/21/2017)
Punt	57	Oscar Bradburn vs Virginia (11/24/2017)
Field Goal	50	Joey Slye vs Miami (11/4/2017)
		Joey Slye vs Delaware (9/9/2017)

MONEY PLAYS (PLAYS RESULTING IN A 1ST DOWN OR TD)

RUSHERS	1ST	TD	NO.	ATT
Josh Jackson	27	6	31	102
Deshawn McCleese	29	3	31	108
Travon McMillian	19	2	20	104
Steven Peoples	13	2	15	70
Jalen Holston	11	3	14	70
Coleman Fox	11	1	12	39
Sean Savoy	9	2	10	24
AJ Bush	5	0	5	19
James Clark	1	0	1	4
Cam Phillips	1	0	1	1
TOTALS	126	19	140	561
1st DOWN TOTALS	35	7	40	272
2nd DOWN TOTALS	52	9	59	202
3rd DOWN TOTALS	33	2	35	78
4th DOWN TOTALS	6	1	6	9

RECEIVERS	1ST	TD	NO.	ATT
Cam Phillips	46	7	46	71
Eric Kumah	19	2	21	28
Sean Savoy	17	4	18	39
C.J. Carroll	7	1	8	15
Chris Cunningham	7	1	7	9
Dalton Keene	7	0	7	10
Henri Murphy	7	0	7	10
Travon McMillian	5	3	7	12
Hezekiah Grimsley	6	0	6	12
Phil Patterson	5	0	5	9
James Clark	4	0	4	8
Steven Peoples	4	2	4	4
Deshawn McCleese	3	0	3	9
Coleman Fox	2	0	2	5
Samuel Denmark	2	1	2	2
Anthony Shegog	1	0	1	1
TOTALS	142	21	148	245
1st DOWN TOTALS	49	6	49	84
2nd DOWN TOTALS	40	7	43	81
3rd DOWN TOTALS	48	7	51	72
4th DOWN TOTALS	5	1	5	8

DRIVE START AVERAGES

	HOKIES		OPPONENTS	
OBTAINED	#	AVG	#	AVG
Kickoff	45	27.1	76	25.2
Punt	92	32.6	66	21.0
Field goal	7	23.6	8	34.0
Fumble	6	75.5	5	39.6
Interception	13	60.1	9	51.7
Downs	12	31.8	14	29.1
All drives	175	34.3	178	26.1

2017 STATISTICS

SUPERLATIVES

MOST BY A HOKIE...

Rushes	22	Steven Peoples at Virginia (Nov 24, 2017)
Yards Rushing	124	Deshawn McCleese vs Oklahoma State (Dec 28, 2017)
TD Rushes	2	Josh Jackson vs Oklahoma State (Dec 28, 2017)
Long Rush	46	Josh Jackson vs West Virginia (Sep 03, 2017)
Pass attempts	44	Josh Jackson vs Clemson (Sep 30, 2017)
Pass completions	29	Josh Jackson vs Clemson (Sep 30, 2017)
Yards Passing	372	Josh Jackson at East Carolina (Sep 16, 2017)
TD Passes	5	Josh Jackson at East Carolina (Sep 16, 2017)
Long Pass	70	Josh Jackson at East Carolina (Sep 16, 2017)
Receptions	14	Cam Phillips at East Carolina (Sep 16, 2017)
Yards Receiving	189	Cam Phillips at East Carolina (Sep 16, 2017)
TD Receptions	3	Cam Phillips at East Carolina (Sep 16, 2017)
Long Reception	70	Travon McMillian at East Carolina (Sep 16, 2017)
Field Goals	3	Joey Slye at East Carolina (Sep 16, 2017)
		Joey Slye at Boston College (Oct 07, 2017)
Long Field Goal	50	Joey Slye vs Delaware (Sep 09, 2017)
		Joey Slye at Miami (Nov 04, 2017)
Punts	8	Oscar Bradburn vs West Virginia (Sep 03, 2017)
Punting Avg	46.5	Oscar Bradburn vs West Virginia (Sep 03, 2017)
Long Punt	57	Oscar Bradburn at Virginia (Nov 24, 2017)
Punts inside 20	4	Oscar Bradburn vs North Carolina (Oct 21, 2017)
		Oscar Bradburn vs Duke (Oct 28, 2017)
Long Punt Return	91	Greg Stroman vs North Carolina (Oct 21, 2017)
Long Kickoff Return	70	Travon McMillian at Georgia Tech (Nov 11, 2017)
Tackles	14	Tremaine Edmunds vs Delaware (Sep 09, 2017)
Sacks	2.0	Tremaine Edmunds at Virginia (Nov 24, 2017)
Tackles For Loss	4.0	Tremaine Edmunds vs Delaware (Sep 09, 2017)
Interceptions	1	Trevon Hill vs West Virginia (Sep 03, 2017)
		Terrell Edmunds vs Delaware (Sep 09, 2017)
		Greg Stroman at East Carolina (Sep 16, 2017)
		Divine Deablo vs Old Dominion (Sep 23, 2017)
		Andrew Motuapuaka vs North Carolina (Oct 21, 2017)
		Reggie Floyd vs North Carolina (Oct 21, 2017)
		Terrell Edmunds vs Duke (Oct 28, 2017)
		Adonis Alexander at Miami (Nov 04, 2017)
		Reggie Floyd at Miami (Nov 04, 2017)
		Greg Stroman at Miami (Nov 04, 2017)
		Greg Stroman at Georgia Tech (Nov 11, 2017)
		Reggie Floyd vs Pitt (Nov 18, 2017)
		Greg Stroman vs Pitt (Nov 18, 2017)

VIRGINIA TECH GAME HIGHS

Rushes	62	at East Carolina (Sep 16, 2017)
Yards Rushing	287	at East Carolina (Sep 16, 2017)
Yards Per Rush	5.2	vs West Virginia (Sep 03, 2017)
TD Rushes	3	vs West Virginia (Sep 03, 2017)
		at East Carolina (Sep 16, 2017)
Pass attempts	45	vs Clemson (Sep 30, 2017)
Pass completions	30	vs Clemson (Sep 30, 2017)
Yards Passing	388	at East Carolina (Sep 16, 2017)
Yards Per Pass	11.8	at East Carolina (Sep 16, 2017)
TD Passes	5	at East Carolina (Sep 16, 2017)
Total Plays	95	at East Carolina (Sep 16, 2017)
Total Offense	675	at East Carolina (Sep 16, 2017)
Yards Per Play	7.1	at East Carolina (Sep 16, 2017)
Points	64	at East Carolina (Sep 16, 2017)
Sacks By	6	vs North Carolina (Oct 21, 2017)
First Downs	34	at East Carolina (Sep 16, 2017)
Penalties	9	at Boston College (Oct 07, 2017)
Penalty Yards	69	at East Carolina (Sep 16, 2017)
Turnovers	4	at Miami (Nov 04, 2017)
Interceptions By	3	at Miami (Nov 04, 2017)
Punts	8	vs West Virginia (Sep 03, 2017)
Punting Avg	46.5	vs West Virginia (Sep 03, 2017)
Long Punt	57	at Virginia (Nov 24, 2017)
Punts inside 20	4	vs North Carolina (Oct 21, 2017)
		vs Duke (Oct 28, 2017)
Long Punt Return	91	vs North Carolina (Oct 21, 2017)

MOST BY AN OPPONENT...

Rushes	23	Hill, Justice, vs Oklahoma State (Dec 28, 2017)
Yards Rushing	120	Hill, Justice, vs Oklahoma State (Dec 28, 2017)
TD Rushes	2	Marshall, T., at Georgia Tech (Nov 11, 2017)
Long Rush	69	Cottrell, N., at Georgia Tech (Nov 11, 2017)
Pass attempts	53	Grier, Will, vs West Virginia (Sep 03, 2017)
Pass completions	31	Grier, Will, vs West Virginia (Sep 03, 2017)
Yards Passing	371	Grier, Will, vs West Virginia (Sep 03, 2017)
TD Passes	3	Grier, Will, vs West Virginia (Sep 03, 2017)
Long Pass	80	Marshall, T., at Georgia Tech (Nov 11, 2017)
Receptions	13	Jennings Jr., G, vs West Virginia (Sep 03, 2017)
Yards Receiving	189	Jennings Jr., G, vs West Virginia (Sep 03, 2017)
TD Receptions	2	Sills V, David, vs West Virginia (Sep 03, 2017)
Long Reception	80	Jeune, R., at Georgia Tech (Nov 11, 2017)
Field Goals	3	Ammendola, Matt, vs Oklahoma State (Dec 28, 2017)
Long Field Goal	38	Ammendola, Matt, vs Oklahoma State (Dec 28, 2017)
Punts	10	Nick Pritchard, vs Delaware (Sep 09, 2017)
		CATE, Bailey, vs Old Dominion (Sep 23, 2017)
		Sheldon, T, vs North Carolina (Oct 21, 2017)
Punting Avg	49.8	Winslow, R., vs Pitt (Nov 18, 2017)
Long Punt	58	Sheldon, T, vs North Carolina (Oct 21, 2017)
Punts inside 20	3	CATE, Bailey, vs Old Dominion (Sep 23, 2017)
Long Punt Return	21	Stewart, B., at Georgia Tech (Nov 11, 2017)
Long Kickoff Return	33	Wilson, S, vs Duke (Oct 28, 2017)
Tackles	19	Kiser, M, at Virginia (Nov 24, 2017)
Sacks	3.0	Landry,H, at Boston College (Oct 07, 2017)
Tackles For Loss	3.0	Allen,Z, at Boston College (Oct 07, 2017)
		Landry,H, at Boston College (Oct 07, 2017)
Interceptions	1	CARTER, Sean, vs Old Dominion (Sep 23, 2017)
		O'DANIEL, vs Clemson (Sep 30, 2017)
		A. BRYANT, vs Clemson (Sep 30, 2017)
		Yiadom,I, at Boston College (Oct 07, 2017)
		Johnson, J, at Miami (Nov 04, 2017)
		Redwine, S, at Miami (Nov 04, 2017)
		Maddox, A., vs Pitt (Nov 18, 2017)
		Thornhill, J, at Virginia (Nov 24, 2017)
		Curry, Darius, vs Oklahoma State (Dec 28, 2017)

OPPONENT GAME HIGHS

Rushes	57	at Georgia Tech (Nov 11, 2017)
Yards Rushing	261	at Georgia Tech (Nov 11, 2017)
Yards Per Rush	6.3	vs West Virginia (Sep 03, 2017)
TD Rushes	2	vs Clemson (Sep 30, 2017)
		at Miami (Nov 04, 2017)
		at Georgia Tech (Nov 11, 2017)
Pass attempts	54	vs West Virginia (Sep 03, 2017)
Pass completions	31	vs West Virginia (Sep 03, 2017)
Yards Passing	371	vs West Virginia (Sep 03, 2017)
Yards Per Pass	17.5	at Georgia Tech (Nov 11, 2017)
TD Passes	3	vs West Virginia (Sep 03, 2017)
Total Plays	89	vs West Virginia (Sep 03, 2017)
Total Offense	592	vs West Virginia (Sep 03, 2017)
Yards Per Play	7.6	vs Oklahoma State (Dec 28, 2017)
Points	31	vs Clemson (Sep 30, 2017)
Sacks By	5	at Boston College (Oct 07, 2017)
First Downs	29	vs West Virginia (Sep 03, 2017)
Penalties	14	vs North Carolina (Oct 21, 2017)
Penalty Yards	100	vs North Carolina (Oct 21, 2017)
Turnovers	3	at East Carolina (Sep 16, 2017)
		vs North Carolina (Oct 21, 2017)
		at Miami (Nov 04, 2017)
Interceptions By	2	vs Clemson (Sep 30, 2017)
		at Miami (Nov 04, 2017)
Punts	11	vs North Carolina (Oct 21, 2017)
Punting Avg	46.2	vs Pitt (Nov 18, 2017)
Long Punt	58	vs North Carolina (Oct 21, 2017)
Punts inside 20	3	vs Old Dominion (Sep 23, 2017)
Long Punt Return	21	at Georgia Tech (Nov 11, 2017)

18 FOOTBALL GAME NOTES

2017 STATISTICS

VIRGINIA TECH MISCELLANEOUS STATS

3RD-DOWN CONVERSIONS

DATE	OPPONENT	SCORE	OVERALL	1ST QTR	2ND QTR	3RD QTR	4TH QTR
Sept. 3	vs West Virginia	W 31-24	3-15 20.0%	0-4 0.0%	2-5 40.0%	1-3 33.3%	0-3 0.0%
Sept. 9	Delaware	W 27-0	3-11 27.3%	1-3 33.3%	0-3 0.0%	0-2 0.0%	2-3 66.7%
Sept. 16	at East Carolina	W 64-17	9-15 60.0%	4-5 80.0%	1-4 25.0%	2-2 100.0%	2-4 50.0%
Sept. 23	Old Dominion	W 38-0	11-18 61.1%	3-6 50.0%	2-3 66.7%	4-5 80.0%	2-4 50.0%
Sept. 30	Clemson	L 17-31	4-15 26.7%	1-5 20.0%	1-3 33.3%	0-3 0.0%	2-4 50.0%
Oct. 7	at Boston College	W 23-10	8-20 40.0%	0-2 0.0%	6-8 75.0%	2-5 40.0%	0-5 0.0%
Oct. 21	North Carolina	W 59-7	8-17 47.1%	2-5 40.0%	3-4 75.0%	1-3 33.3%	2-5 40.0%
Oct. 28	Duke	W 24-3	6-16 37.5%	1-3 33.3%	0-4 0.0%	2-5 40.0%	3-4 75.0%
Nov. 4	at Miami	L 10-28	3-14 21.4%	1-3 33.3%	0-3 0.0%	2-5 40.0%	0-3 0.0%
Nov. 11	at Georgia Tech	L 22-28	4-15 26.7%	1-3 33.3%	0-3 0.0%	3-5 60.0%	0-4 0.0%
Nov. 18	Pitt	W 20-14	10-19 52.6%	4-6 66.7%	3-6 50.0%	1-3 33.3%	2-4 50.0%
Nov. 24	at Virginia	W 10-0	7-18 38.9%	2-5 40.0%	0-3 0.0%	3-5 60.0%	2-5 40.0%
Dec. 28	vs. Oklahoma State	L 21-30	10-18 55.6%	3-3 100.0%	1-4 25.0%	3-5 60.0%	3-6 50.0%
Virginia Tech			86-211 40.8%	23-53 43.4%	19-53 35.8%	24-51 47.1%	20-54 37.0%
Opponents			49-187 26.2%	20-55 36.4%	10-49 20.4%	12-42 28.6%	7-41 17.1%

4TH-DOWN CONVERSIONS

DATE	OPPONENT	SCORE	OVERALL	1ST QTR	2ND QTR	3RD QTR	4TH QTR
Sept. 3	vs West Virginia	W 31-24	1-1 100.0%	1-1 100.0%	0-0 0.0%	0-0 0.0%	0-0 0.0%
Sept. 9	Delaware	W 27-0	0-0 0.0%	0-0 0.0%	0-0 0.0%	0-0 0.0%	0-0 0.0%
Sept. 16	at East Carolina	W 64-17	1-1 100.0%	0-0 0.0%	0-0 0.0%	0-0 0.0%	1-1 100.0%
Sept. 23	Old Dominion	W 38-0	0-0 0.0%	0-0 0.0%	0-0 0.0%	0-0 0.0%	0-0 0.0%
Sept. 30	Clemson	L 17-31	3-5 60.0%	0-0 0.0%	0-0 0.0%	1-3 33.3%	2-2 100.0%
Oct. 7	at Boston College	W 23-10	0-1 0.0%	0-0 0.0%	0-0 0.0%	0-0 0.0%	0-1 0.0%
Oct. 21	North Carolina	W 59-7	0-1 0.0%	0-0 0.0%	0-0 0.0%	0-0 0.0%	0-1 0.0%
Oct. 28	Duke	W 24-3	1-4 25.0%	0-1 0.0%	0-1 0.0%	1-2 50.0%	0-0 0.0%
Nov. 4	at Miami	L 10-28	0-2 0.0%	0-0 0.0%	0-0 0.0%	0-2 0.0%	0-0 0.0%
Nov. 11	at Georgia Tech	L 22-28	2-4 50.0%	0-0 0.0%	0-1 0.0%	0-0 0.0%	2-3 66.7%
Nov. 18	Pitt	W 20-14	0-1 0.0%	0-0 0.0%	0-0 0.0%	0-1 0.0%	0-0 0.0%
Nov. 24	at Virginia	W 10-0	2-2 100.0%	0-0 0.0%	0-0 0.0%	1-1 100.0%	1-1 100.0%
Dec. 28	vs. Oklahoma State	L 21-30	1-4 25.0%	0-0 0.0%	0-1 0.0%	1-1 100.0%	0-2 0.0%
Virginia Tech			11-26 42.3%	1-2 50.0%	0-3 0.0%	4-10 40.0%	6-11 54.5%
Opponents			10-23 43.5%	0-3 0.0%	4-6 66.7%	2-2 100.0%	4-12 33.3%

TIME OF POSSESSION

DATE	OPPONENT	SCORE	OVERALL	1ST QTR	2ND QTR	3RD QTR	4TH QTR
Sept. 3	vs West Virginia	W 31-24	31:00	7:24	6:32	7:22	9:42
Sept. 9	Delaware	W 27-0	23:13	2:33	7:13	4:39	8:48
Sept. 16	at East Carolina	W 64-17	39:13	8:18	11:57	9:56	9:02
Sept. 23	Old Dominion	W 38-0	38:15	9:03	7:02	10:00	12:10
Sept. 30	Clemson	L 17-31	29:16	8:28	7:20	5:52	7:36
Oct. 7	at Boston College	W 23-10	34:03	6:00	9:21	10:47	7:55
Oct. 21	North Carolina	W 59-7	29:45	6:38	6:34	5:17	11:16
Oct. 28	Duke	W 24-3	33:29	9:02	5:16	10:03	9:08
Nov. 4	at Miami	L 10-28	32:57	8:46	7:51	8:58	7:22
Nov. 11	at Georgia Tech	L 22-28	26:14	6:28	4:21	7:40	7:45
Nov. 18	Pitt	W 20-14	31:53	9:17	7:00	6:42	8:54
Nov. 24	at Virginia	W 10-0	37:16	8:29	5:58	10:16	12:33
Dec. 28	vs. Oklahoma State	L 21-30	38:13	10:04	9:45	11:41	6:43
Virginia Tech			Total 424:47	100:30	96:10	109:13	118:54
Avg.			32:40	7:43	7:23	8:24	9:08
Opponents			Total 355:06	94:30	98:50	85:47	75:59
Avg.			27:18	7:16	7:36	6:35	5:50

RED ZONE STATS

VIRGINIA TECH INSIDE OPPONENT RED-ZONE				TIMES	TIMES	TOTAL	FAILED TO SCORE INSIDE RZ									
DATE	OPPONENT	SCORE		IN RZ	SCORED	PTS	TDS	RUSH TDS	PASS TDS	FGS MADE	FGA	DOWNS	INT	FUMB	HALF	GAME
Sept. 3	vs West Virginia	W 31-24		6	4	24	3	3	0	1	2	0	0	0	0	0
Sept. 9	Delaware	W 27-0		2	2	10	1	0	1	1	0	0	0	0	0	0
Sept. 16	at East Carolina	W 64-17		8	8	44	5	3	2	3	0	0	0	0	0	0
Sept. 23	Old Dominion	W 38-0		6	5	31	4	2	2	1	1	0	0	0	0	0
Sept. 30	Clemson	L 17-31		2	1	7	1	1	0	0	0	1	0	0	0	0
Oct. 7	at Boston College	W 23-10		4	3	9	0	0	0	3	0	1	0	0	0	0
Oct. 21	North Carolina	W 59-7		6	6	38	5	1	4	1	0	0	0	0	0	0
Oct. 28	Duke	W 24-3		3	3	17	2	2	0	1	0	0	0	0	0	0
Nov. 4	at Miami	L 10-28		4	2	10	1	1	0	1	0	0	1	1	0	0
Nov. 11	at Georgia Tech	L 22-28		3	2	13	2	2	0	0	0	1	0	0	0	0
Nov. 18	Pitt	W 20-14		3	3	13	1	1	0	2	0	0	0	0	0	0
Nov. 24	at Virginia	W 10-0		5	2	10	1	0	1	1	1	1	0	0	1	0
Dec. 28	vs. Oklahoma State	L 21-30		5	3	21	3	2	1	0	0	1	0	1	0	0
Totals 44 of 57 (77.2%)				57	44	247	29	18	11	15	4	5	1	2	1	0

OPPONENT INSIDE VIRGINIA TECH RED-ZONE				TIMES	TIMES	TOTAL	FAILED TO SCORE INSIDE RZ									
DATE	OPPONENT	SCORE		IN RZ	SCORED	PTS	TDS	RUSH TDS	PASS TDS	FGS MADE	FGA	DOWNS	INT	FUMB	HALF	GAME
Sept. 3	vs West Virginia	W 31-24		4	3	17	2	0	2	1	0	0	0	0	1	0
Sept. 9	Delaware	W 27-0		2	0	0	0	0	0	0	1	0	0	1	0	0
Sept. 16	at East Carolina	W 64-17		2	2	10	1	0	1	1	0	0	0	0	0	0
Sept. 23	Old Dominion	W 38-0		0	0	0	0	0	0	0	0	0	0	0	0	0
Sept. 30	Clemson	L 17-31		3	3	17	2	2	0	1	0	0	0	0	0	0
Oct. 7	at Boston College	W 23-10		1	1	3	0	0	0	1	0	0	0	0	0	0
Oct. 21	North Carolina	W 59-7		0	0	0	0	0	0	0	0	0	0	0	0	0
Oct. 28	Duke	W 24-3		2	1	3	0	0	0	1	0	1	0	0	0	0
Nov. 4	at Miami	L 10-28		3	2	14	2	1	1	0	0	1	0	0	0	0
Nov. 11	at Georgia Tech	L 22-28		3	2	14	2	2	0	0	1	0	0	0	0	0
Nov. 18	Pitt	W 20-14		4	2	14	2	0	2	0	1	1	0	0	0	0
Nov. 24	at Virginia	W 10-0		0	0	0	0	0	0	0	0	0	0	0	0	0
Dec. 28	vs. Oklahoma State	L 21-30		5	5	23	2	1	1	3	0	0	0	0	0	0
Totals 21 of 29 (72.4%)				29	21	115	13	6	7	8	3	3	1	0	1	0

2017 STATISTICS

SCORING DRIVES

VIRGINIA TECH SCORING OPPONENT SCORING PLAY			PLAYS-YDS.-TOP
1	West Virginia	FG Slye, Joey 25	12-58-4:46
2	West Virginia	Jackson, J 5 Rush (Slye, Joey)	8-47-2:55
3	West Virginia	McClease, D 12 Rush (Slye, Joey)	4-71-1:28
3	West Virginia	Phillips, C 32 Pass From Jackson, J (Slye, Joey)	1-32-0:08
4	West Virginia	McMillian, T 3 Rush (Slye, Joey)	6-82-2:23
1	Delaware	Stroman, G 61 Punt Return (Slye, Joey)	-
2	Delaware	FG Slye, Joey 50	8-40-3:25
2	Delaware	McMillian, T 4 Pass From Jackson, J (Slye, Joey)	6-80-1:39
4	Delaware	Phillips, C 28 Pass From Jackson, J (Slye, Joey)	6-66-2:32
4	Delaware	FG Slye, Joey 24	4-3-1:19
1	East Carolina	Peoples, S 1 Rush (Slye, Joey)	12-84-4:09
2	East Carolina	Phillips, C 10 Pass From Jackson, J (Slye, Joey)	13-79-4:23
2	East Carolina	FG Slye, Joey 25	11-56-3:25
2	East Carolina	FG Slye, Joey 34	13-62-5:40
2	East Carolina	FG Slye, Joey 37	4-8-1:03
3	East Carolina	Phillips, C 31 Pass From Jackson, J (pass failed)	6-75-2:07
3	East Carolina	McMillian, T 70 Pass From Jackson, J (Slye, Joey)	1-70-0:10
3	East Carolina	Phillips, C 45 Pass From Jackson, J (Slye, Joey)	6-70-2:13
3	East Carolina	Savoy, S 9 Pass From Jackson, J (Slye, Joey)	4-32-1:37
3	East Carolina	Holston, J 1 Rush (Slye, Joey)	7-62-3:49
4	East Carolina	Fox, C 5 Rush (Johnson, B)	2-34-0:51
1	Old Dominion	FG Slye, Joey 31	7-35-2:29
2	Old Dominion	Peoples, S 17 Pass From Jackson, J (Slye, Joey)	2-41-0:36
2	Old Dominion	Peoples, S 1 Rush (Slye, Joey)	11-79-3:04
3	Old Dominion	Peoples, S 43 Pass From Jackson, J (Slye, Joey)	3-70-1:06
3	Old Dominion	Carroll, C.J. 5 Pass From Jackson, J (Slye, Joey)	11-59-4:36
4	Old Dominion	McClease, D 5 Rush (Slye, Joey)	9-64-4:03
2	Clemson	FG Slye, Joey 43	10-52-4:37
4	Clemson	Savoy, S 2 Rush (Slye, Joey)	1-2-0:04
4	Clemson	Savoy, S 30 Pass From Jackson, J (Slye, Joey)	11-72-3:42
1	Boston College	Savoy, S 53 Pass From Jackson, J (Slye, Joey)	4-77-1:22
2	Boston College	FG Slye, Joey 34	11-50-4:12
2	Boston College	McMillian, T 23 Rush (Slye, Joey)	11-68-3:55
3	Boston College	FG Slye, Joey 29	8-64-4:16
4	Boston College	FG Slye, Joey 26	6-26-2:46
1	North Carolina	Walker, R 12 Fumble Return (Slye, Joey)	-
1	North Carolina	Stroman, G 91 Punt Return (Slye, Joey)	-
2	North Carolina	McMillian, T 4 Pass From Jackson, J (Slye, Joey)	12-55-4:54
2	North Carolina	Floyd, R 69 Interception Return (Slye, Joey)	-
2	North Carolina	Kumah, E 8 Pass From Jackson, J (Slye, Joey)	6-70-1:15
3	North Carolina	Phillips, C 8 Pass From Jackson, J (Slye, Joey)	3-15-0:56
3	North Carolina	FG Slye, Joey 37	4-1-1:09
3	North Carolina	Denmark, S 16 Pass From Bush, AJ (Slye, Joey)	4-70-1:23
4	North Carolina	Holston, J 1 Rush (Johnson, B)	14-75-7:04
1	Duke	McClease, D 4 Rush (Slye, Joey)	9-71-3:58
2	Duke	FG Slye, Joey 34	4-2-0:36
2	Duke	Savoy, S 26 Pass From Jackson, J (Slye, Joey)	3-42-0:15
3	Duke	Jackson, J 6 Rush (Slye, Joey)	8-43-4:23
2	Miami	FG Slye, Joey 50	10-41-5:06
3	Miami	Jackson, J 1 Rush (Slye, Joey)	5-17-2:16
1	Georgia Tech	FG Slye, Joey 41	8-38-3:20
2	Georgia Tech	Savoy, S 14 Rush (pass failed)	1-29-0:17
3	Georgia Tech	Holston, J 8 Rush (Slye, Joey)	12-74-5:02
4	Georgia Tech	Stroman, G 24 Interception Return (pass failed)	-
1	Pitt	Jackson, J 4 Rush (Johnson, B)	10-75-3:38
2	Pitt	FG Johnson, B 30	12-61-5:27
4	Pitt	FG Johnson, B 27	10-65-4:39
4	Pitt	Phillips, C 23 Pass From Jackson, J (Johnson, B)	5-40-1:43
2	Virginia	FG Johnson, B 30	11-58-4:58
3	Virginia	Cunningham, C 8 Pass From Jackson, J (Johnson, B)	4-40-1:40
1	Oklahoma State	Jackson, J 13 Rush (Slye, Joey)	8-76-4:18
3	Oklahoma State	Kumah, E 9 Pass From Jackson, J (Slye, Joey)	9-79-4:51
4	Oklahoma State	Jackson, J 5 Rush (Slye, Joey)	7-61-1:06
Totals			418-3068-165:04
Average Scoring Drive			7.2 plays-52.9 yds.

63 Total Scores (19 Run, 21 Pass, 18 FG, 2 S.T., 0 Safety, 3 Defense)
 11 First Quarter Scores (4 Run, 1 Pass, 3 FG, 3 S.T., 0 Safety, 1 Defense)
 21 Second Quarter Scores (4 Run, 6 Pass, 10 FG, 1 S.T., 0 Safety, 1 Defense)
 18 Third Quarter Scores (5 Run, 11 Pass, 2 FG, 0 S.T., 0 Safety, 0 Defense)
 13 Fourth Quarter Scores (6 Run, 3 Pass, 3 FG, 1 S.T., 0 Safety, 1 Defense)
 0 Overtime Scores (0 Run, 0 Pass, 0 FG, 0 S.T., 0 Safety, 0 Defense)

Most plays in a scoring drive: 14 plays - vs. North Carolina (14-75-7:04 TD)
Longest scoring drive: 84 yards - vs. East Carolina (12-84-4:09 TD)
Longest TOP scoring drive: 7:04 - vs. North Carolina (14-75-7:04 TD)
Average TOP on offensive scoring drives: 2:50

OPPONENT SCORING OPPONENT SCORING PLAY			PLAYS-YDS.-TOP
2	West Virginia	Sills V, David 11 Pass From Grier, Will (Molina, Mike)	10-86-4:34
3	West Virginia	FG Molina, Mike 34	7-58-2:33
3	West Virginia	Sills V, David 10 Pass From Grier, Will (Molina, Mike)	8-79-2:49
4	West Virginia	Jennings Jr., G 60 Pass From Grier, Will (Molina, Mike)	2-73-0:29
1	East Carolina	GRAYSON, Davon 9 Pass From MINSHEW, Grdnr (VERITY, Jake)	7-75-2:07
1	East Carolina	BROWN, Trevon 76 Pass From MINSHEW, Grdnr (VERITY, Jake)	2-75-0:49
1	East Carolina	FG VERITY, Jake 35	10-63-3:46
1	Clemson	FG AL. SPENCE 23	10-47-3:34
1	Clemson	FEASTER 60 Pass From K. BRYANT (AL. SPENCE)	3-66-1:20
2	Clemson	FULLER 1 Rush (AL. SPENCE)	6-75-1:51
3	Clemson	FEASTER 1 Rush (AL. SPENCE)	10-51-5:43
4	Clemson	O'DANIEL 22 Interception Return (AL. SPENCE)	-
1	Boston College	FG Lichtenberg, C 32	9-60-3:02
4	Boston College	Brown, A 25 Pass From Smith, J (Lichtenberg, C)	3-75-1:02
4	North Carolina	Ratliff, A 43 Pass From Surratt, C (Jones, F)	8-70-3:56
2	Duke	FG Parker, A 31	12-80-5:42
2	Miami	Berrios, B 8 Pass From Rosier, M (Badgley, M)	9-87-4:42
2	Miami	Homer, T 64 Rush (Badgley, M)	2-69-1:05
3	Miami	Herndon, C 43 Pass From Rosier, M (Badgley, M)	2-61-0:59
4	Miami	Rosier, M 13 Rush (Badgley, M)	3-56-1:04
1	Georgia Tech	Marshall, T. 3 Rush (King, B.)	8-80-4:48
2	Georgia Tech	Marshall, T. 1 Rush (King, B.)	11-79-6:00
3	Georgia Tech	Stewart, B. 60 Pass From Marshall, T. (King, B.)	3-52-1:23
4	Georgia Tech	Jeune, R. 80 Pass From Marshall, T. (King, B.)	2-83-0:52
1	Pitt	Araujo-Lopes, R 13 Pass From DiNucci, B. (Kessman, A.)	9-68-3:54
4	Pitt	Bossory, N. 15 Pass From Winslow, R. (Kessman, A.)	7-73-3:14
1	Oklahoma State	FG Ammendola, Matt 31	9-61-2:43
2	Oklahoma State	FG Ammendola, Matt 36	9-69-3:12
2	Oklahoma State	Hill, Justice 1 Rush (Ammendola, Matt)	4-81-0:39
3	Oklahoma State	Stoner, Dillon 17 Pass From Rudolph, Mason (Ammendola, Matt)	8-79-2:25
3	Oklahoma State	Washington, J. 65 Pass From Rudolph, Mason (Ammendola, Matt)	4-76-0:54
4	Oklahoma State	FG Ammendola, Matt 38	10-54-3:06
Totals			207-2161-84:17
Average Scoring Drive			6.7 plays-69.7 yds.

32 Total Scores (7 Run, 16 Pass, 8 FG, 0 S.T., 0 Safety, 1 Defense)
 9 First Quarter Scores (1 Run, 4 Pass, 4 FG, 0 S.T., 0 Safety, 0 Defense)
 8 Second Quarter Scores (4 Run, 2 Pass, 2 FG, 0 S.T., 0 Safety, 0 Defense)
 7 Third Quarter Scores (1 Run, 5 Pass, 1 FG, 0 S.T., 0 Safety, 0 Defense)
 8 Fourth Quarter Scores (1 Run, 5 Pass, 1 FG, 1 S.T., 0 Safety, 1 Defense)
 0 Overtime Scores (0 Run, 0 Pass, 0 FG, 0 S.T., 0 Safety, 0 Defense)

Most plays in a scoring drive: 12 plays - vs. Duke (12-80-5:42 FG)
Longest scoring drive: 87 yards - vs. Miami (9-87-4:42 TD)
Longest TOP scoring drive: 6:00 - vs. Georgia Tech (11-79-6:00 TD)
Average TOP on offensive scoring drives: 2:43

18 FOOTBALL GAME NOTES

2017 STATISTICS

OFFENSIVE GAME-BY-GAME

PASSING

#17 JACKSON, J	ATT	COMP	INT	PCT	YARDS	TD	LONG	SACK	YDS	EFFIC
West Virginia	26	15	0	57.7	235	1	39	1	2	146.3
Delaware	28	16	0	57.1	222	2	38	1	5	147.3
East Carolina	31	24	0	77.4	372	5	70	1	11	231.4
Old Dominion	30	20	1	66.7	298	3	43	1	3	176.4
Clemson	44	29	2	65.9	251	1	35	1	6	112.2
Boston College	33	22	1	66.7	322	1	53	5	35	152.6
North Carolina	20	10	0	50.0	132	3	33	1	3	154.9
Duke	27	13	0	48.1	200	1	40	1	5	122.6
Miami	32	20	2	62.5	197	0	32	4	25	101.7
Georgia Tech	26	14	0	53.8	153	0	27	2	16	103.3
Pitt	37	17	1	45.9	218	1	37	2	7	99.0
Virginia	21	14	1	66.7	143	1	25	0	0	130.1
Oklahoma State	41	22	1	53.7	248	1	31	2	24	107.6
TOTALS	396	236	9	59.6	2991	20	70	22	142	135.2

#6Q BUSH, AJ

	ATT	COMP	INT	PCT	YARDS	TD	LONG	SACK	YDS	EFFIC
East Carolina	2	1	0	50.0	16	0	16	0	0	117.2
Old Dominion	2	1	0	50.0	13	0	13	0	0	104.6
North Carolina	7	5	0	71.4	70	1	20	0	0	202.6
TOTALS	11	7	0	63.6	99	1	20	0	0	169.2

#95 MUMMAU, C

	ATT	COMP	INT	PCT	YARDS	TD	LONG	SACK	YDS	EFFIC
Oklahoma State	1	1	0	100.0	22	0	22	0	0	284.8
TOTALS	1	1	0	100.0	22	0	22	0	0	284.8

#91 BRADBURN, O

	ATT	COMP	INT	PCT	YARDS	TD	LONG	SACK	YDS	EFFIC
Clemson	1	1	0	100.0	1	0	1	0	0	108.4
TOTALS	1	1	0	100.0	1	0	1	0	0	108.4

#TM TEAM

	ATT	COMP	INT	PCT	YARDS	TD	LONG	SACK	YDS	EFFIC
Delaware	1	0	0	0.0	0	0	0	0	0	0.0
Duke	1	0	0	0.0	0	0	0	0	0	0.0
TOTALS	2	0	0	0.0	0	0	0	0	0	0.0

#5 PHILLIPS, C

	ATT	COMP	INT	PCT	YARDS	TD	LONG	SACK	YDS	EFFIC
West Virginia	1	0	0	0.0	0	0	0	0	0	0.0
TOTALS	1	0	0	0.0	0	0	0	0	0	0.0

RUSHING

PLAYER	NO-YDS/TD	WVU	DEL	ECU	ODU	CU	BC	UNC	DUKE	MIAMI	GT	PITT	UVA	OSU
McClease, D RB	108-530/3	8-51/1	3-7/0	11-55/0	9-35/1	3-9/0	4-2/0	DNP	15-75/1	9-29/0	1-2/0	14-70/0	13-71/0	18-124/0
McMillian, T RB	104-439/2	9-34/1	5-15/0	11-72/0	7-41/0	6-29/0	17-88/1	11-45/0	10-29/0	15-52/0	10-29/0	1-0/0	2-5/0	DNP
Jackson, J QB	124-324/6	11-101/1	8-19/0	3--5/0	10-29/0	9-13/0	14--3/0	5-19/0	7-20/1	15-12/1	8--1/0	10-32/1	8-38/0	16-50/2
Peoples, S RB	70-267/2	13-39/0	2-6/0	8-26/1	13-62/1	DNP	DNP	DNP	2-7/0	DNP	DNP	DNP	22-71/0	10-56/0
Holston, J RB	70-226/3	-	8-32/0	10-39/1	DNP	-	5-9/0	11-15/1	7-18/0	-	10-32/1	12-52/0	3-17/0	4-12/0
Fox, C RB	39-223/1	DNP	DNP	8-34/1	11-66/0	5-39/0	5-14/0	7-58/0	2-11/0	DNP	-	1-1/0	-	-
Bush, AJ QB	19-129/0	DNP	DNP	5-66/0	4-31/0	DNP	DNP	4-19/0	DNP	DNP	4-11/0	2-2/0	DNP	DNP
Savoy, S WR	24-116/2	3-6/0	-	1-1/0	1-11/0	2-8/1	3--1/0	3-19/0	3-30/0	4-9/0	3-32/1	-	DNP	1-1/0
Phillips, C WR	1-10/0	-	-	-	-	-	-	-	-	-	-	-	1-10/0	DNP
Murphy, H WR	2-8/0	DNP	DNP	-	-	-	-	1-3/0	DNP	DNP	DNP	DNP	-	1-5/0
Clark, J WR	4-6/0	1-3/0	-	2--1/0	DNP	DNP	DNP	-	-	-	-	-	1-4/0	-
Grimsley, H WR	2-5/0	DNP	-	-	-	-	-	1-1/0	-	-	-	-	1-4/0	-
Pimpleton, K WR	1-4/0	DNP	-	-	-	DNP	-	1-4/0	DNP	DNP	DNP	DNP	DNP	DNP
Carroll, C.J. WR	5--1/0	-	1-2/0	1-5/0	-	3--8/0	DNP	DNP	DNP	DNP	DNP	DNP	-	-
TEAM	11--32/0	-	1-0/0	2--5/0	2--4/0	1--	-	2--2/0	2--3/0	-	-	-	2--18/0	-

RECEIVING

PLAYER	NO-YDS/TD	WVU	DEL	ECU	ODU	CU	BC	UNC	DUKE	MIAMI	GT	PITT	UVA	OSU
Phillips, C WR	71-964/7	7-138/1	6-90/1	14-189/3	7-106/0	7-74/0	1-11/0	5-49/1	4-35/0	7-101/0	2-8/0	8-117/1	3-46/0	DNP
Savoy, S WR	39-454/4	4-42/0	4-63/0	4-30/1	2-28/0	4-35/1	9-139/1	1-23/0	2-28/1	4-39/0	3-20/0	2-7/0	DNP	-
Kumah, E WR	28-324/2	-	-	-	1-5/0	3-17/0	4-53/0	2-23/1	1-16/0	2-22/0	6-82/0	3-25/0	1-9/0	5-72/1
Cunningham, C TE	9-175/1	1-39/0	-	-	1-26/0	-	-	-	3-48/0	2-17/0	-	1-37/0	1-8/1	-
McMillian, T RB	12-173/3	1-3/0	1-4/1	1-70/1	-	2-7/0	1-13/0	1-4/1	1-27/0	1--2/0	2-44/0	-	1-3/0	DNP
Keene, D TE	10-167/0	-	-	1-14/0	1-10/0	2-4/0	4-66/0	1-33/0	1-40/0	-	-	-	-	-
Carroll, C.J. WR	15-157/1	2-13/0	3-56/0	-	2-10/1	3-45/0	DNP	DNP	DNP	DNP	DNP	DNP	2-12/0	3-21/0
Murphy, H WR	10-153/0	DNP	DNP	2-29/0	1-17/0	3-43/0	3-40/0	-	DNP	DNP	DNP	DNP	-	1-24/0
Grimsley, H WR	12-139/0	DNP	-	1-7/0	1-13/0	-	-	-	-	-	-	-	5-56/0	5-63/0
Clark, J WR	8-92/0	-	1-8/0	1-34/0	DNP	DNP	DNP	2-22/0	-	2-16/0	-	1-3/0	-	1-9/0
Patterson, P WR	9-88/0	DNP	DNP	DNP	DNP	DNP	DNP	-	DNP	DNP	-	2-29/0	-	7-59/0
Peoples, S RB	4-79/2	-	-	-	3-73/2	DNP	DNP	DNP	1-6/0	DNP	DNP	DNP	-	-
McClease, D RB	9-66/0	-	1-1/0	1-15/0	2-23/0	2-14/0	-	DNP	-	2-4/0	-	-	1-9/0	-
Fox, C RB	5-33/0	DNP	DNP	-	-	4-13/0	-	1-20/0	-	DNP	-	-	-	-
Denmark, S WR	2-28/1	DNP	DNP	-	-	DNP	DNP	2-28/1	DNP	DNP	DNP	DNP	DNP	DNP
Shegog, A	1-22/0	-	-	-	-	-	-	-	-	-	-	-	-	1-22/0
Holston, J RB	1--1/0	-	-	-	DNP	-	-	-	-	-	1--1/0	-	-	-

2017 STATISTICS

DEFENSIVE GAME-BY-GAME

TOTAL TACKLES

PLAYER	UA-A	TOT	WVU	DEL	ECU	ODU	CU	BC	UNC	DUKE	MIAMI	GT	PITT	UVA	OSU
Edmunds, Tr LB	60-49	109	5-2	6-8	3-3	2-4	2-7	6-2	4-4	2-8	8-1	6-3	5-2	6-3	5-2
Motuapuaka, A LB	46-46	92	9-3	1-7	3-3	2-1	5-4	2-4	2-7	2-4	3-1	7-5	4-3	1-2	5-2
Floyd, R DB	44-28	72	4-1	5-5	0-1	1-3	6-4	2-3	4-3	3-3	3-0	2-0	5-3	3-1	6-1
Reynolds, M DB	44-26	70	5-1	5-6	6-4	4-1	2-3	4-5	2-2	4-2	3-0	5-1	4-1	DNP	-
Edmunds, Te	29-30	59	6-1	4-4	3-0	1-1	2-8	3-4	3-5	4-4	2-1	1-2	DNP	DNP	DNP
Hill, T DE	24-22	46	2-2	1-2	2-1	1-0	4-2	1-4	1-5	2-3	2-0	3-1	2-1	1-1	2-0
Walker, R DT	19-22	41	1-1	2-2	0-1	1-4	1-3	3-3	1-3	3-1	1-1	2-0	-	1-2	3-1
Settle, T DT	21-15	36	2-0	1-0	1-0	1-2	1-5	3-2	2-3	0-1	4-0	1-0	2-1	3-1	-
Alexander, A CB	23-4	27	9-0	3-2	DNP	DNP	2-0	2-0	-	1-0	3-0	DNP	DNP	0-1	3-1
Shegog, A LB	17-7	24	1-1	-	2-0	-	-	0-1	2-0	0-1	-	8-3	2-1	-	2-0
Mihota, V DL	10-14	24	1-0	1-3	0-1	1-1	1-1	1-3	0-1	0-2	2-1	2-1	1-0	DNP	DNP
Gaines, H DE	17-7	24	1-1	-	1-0	-	DNP	0-1	2-0	1-2	1-0	2-0	2-2	3-1	4-0
Stroman, G DB	14-6	20	0-2	1-0	1-0	0-1	-	0-1	0-1	1-0	-	1-0	7-0	1-0	2-1
Facyson, B CB	14-5	19	0-1	-	0-1	2-2	2-1	1-0	1-0	3-0	1-0	1-0	-	-	3-0
Newsome, D DB	9-7	16	-	1-0	0-1	-	0-1	-	1-0	-	-	2-0	1-1	3-1	1-3
Hewitt, J DT	6-7	13	-	0-1	1-2	1-2	DNP	-	2-0	0-1	0-1	2-0	DNP	DNP	-
Ladler, K DB	4-7	11	-	-	1-1	-	-	-	-	-	-	-	0-2	1-3	2-1
Huelskamp, S LB	6-2	8	-	-	3-0	-	-	0-2	-	-	-	1-0	1-0	-	1-0
Deablo, D DB	6-2	8	6-0	0-1	0-1	-	DNP	DNP	DNP	DNP	DNP	DNP	DNP	DNP	DNP
Watts, B DB	4-1	5	-	-	1-1	1-0	-	-	-	1-0	-	1-0	-	-	-
Quillen, J DB	3-2	5	DNP	DNP	-	-	-	0-1	1-0	-	-	-	2-1	-	-
Belmar, E DL	2-2	4	-	-	-	-	0-1	0-1	1-0	-	1-0	DNP	DNP	-	DNP
Rivers, D LB	2-1	3	DNP	DNP	-	DNP	DNP	-	0-1	DNP	DNP	-	-	-	2-0
Slye, Joey	2-1	3	-	-	1-0	-	-	0-1	-	-	-	-	DNP	DNP	1-0
Burke, X DL	0-3	3	DNP	DNP	0-1	-	DNP	0-1	0-1	-	-	DNP	DNP	-	DNP
McMillian, T	2-0	2	-	-	-	-	-	-	-	-	2-0	-	-	-	DNP
Taylor, J DE	1-1	2	-	1-0	0-1	-	DNP	DNP	-	DNP	DNP	-	DNP	-	DNP
Keene, D	0-2	2	-	-	-	-	-	0-1	0-1	-	-	-	-	-	-
Osterloh, P	1-0	1	DNP	DNP	DNP	DNP	DNP	DNP	-	-	1-0	-	-	-	-
Hunter, D DB	0-1	1	-	-	-	DNP	DNP	-	0-1	-	-	-	DNP	-	-
Nijman, Y	0-1	1	-	-	-	-	-	0-1	-	-	DNP	DNP	-	DNP	DNP
Deluiliis, D	0-1	1	DNP	DNP	DNP	DNP	DNP	0-1	DNP	DNP	DNP	DNP	DNP	DNP	DNP
Plantin, D	1-0	1	-	-	-	-	DNP	DNP	-	DNP	DNP	DNP	DNP	-	1-0
Jackson, J	1-0	1	-	-	-	-	-	-	-	-	1-0	-	-	-	-
Skeens, T	0-1	1	-	0-1	DNP	DNP	-	DNP	-	DNP	DNP	-	DNP	DNP	DNP
Minor, R DL	0-1	1	DNP	-	0-1	-	DNP	DNP	DNP	DNP	DNP	DNP	DNP	-	DNP
Teller, W	1-0	1	-	-	-	-	-	-	-	-	-	-	-	-	1-0

SACKS

PLAYER	UA-A	TOT	WVU	DEL	ECU	ODU	CU	BC	UNC	DUKE	MIAMI	GT	PITT	UVA	OSU
Edmunds, Tr LB	5-1	5.5	-	1.5-19	-	-	-	-	-	-	1.0-4	-	1.0-1	2.0-7	-
Hill, T DE	5-1	5.5	-	-	1.0-9	-	1.0-7	-	1.0-11	0.5-4	-	-	1.0-2	-	1.0-5
Walker, R DT	4-1	4.5	-	-	-	-	-	-	1.5-10	-	1.0-8	-	-	1.0-6	1.0-4
Settle, T DT	3-2	4.0	1.0-4	-	-	-	1.0-1	-	1.0-10	-	-	-	1.0-1	-	-
Motuapuaka, A LB	3-1	3.5	1.0-2	-	0.5-5	1.0-1	-	-	-	-	-	-	1.0-7	-	-
Gaines, H DE	3-0	3.0	-	-	-	-	DNP	-	1.0-9	-	-	-	-	1.0-2	1.0-8
Edmunds, Te	1-1	1.5	-	1.0-9	-	-	-	-	0.5-6	-	-	-	DNP	DNP	DNP
Mihota, V DL	0-3	1.5	-	0.5-2	-	-	-	-	0.5-5	0.5-3	-	-	-	DNP	DNP
Reynolds, M DB	0-3	1.5	-	1.0-7	-	-	-	-	0.5-5	-	-	-	-	DNP	-
Alexander, A CB	1-0	1.0	-	-	DNP	DNP	1.0-7	-	-	-	-	DNP	DNP	-	-
Deablo, D DB	0-1	0.5	-	-	0.5-5	-	DNP	DNP	DNP	DNP	DNP	DNP	DNP	DNP	DNP

TACKLES FOR LOSS

PLAYER	UA-A	TOT	WVU	DEL	ECU	ODU	CU	BC	UNC	DUKE	MIAMI	GT	PITT	UVA	OSU
Edmunds, Tr LB	12-4	14.0	-	4.0-26	-	0.5-0	-	-	1.0-2	1.0-2	1.0-4	1.0-2	2.5-6	3.0-10	-
Walker, R DT	9-7	12.5	0.5-2	0.5-1	0.5-1	-	-	2.5-4	1.5-10	1.0-3	1.5-8	1.0-7	-	1.5-7	2.0-6
Settle, T DT	9-7	12.5	1.0-4	1.0-1	-	0.5-1	1.5-5	2.0-5	3.5-17	-	1.0-1	-	1.5-2	0.5-1	-
Motuapuaka, A LB	8-7	11.5	1.0-2	0.5-1	1.5-6	1.0-1	-	0.5-1	1.5-1	1.0-1	1.0-3	0.5-1	2.0-9	-	1.0-4
Hill, T DE	8-3	9.5	-	1.5-6	2.0-11	-	1.5-11	-	1.0-11	0.5-4	-	-	1.0-2	-	2.0-10
Reynolds, M DB	6-6	9.0	0.5-2	1.0-7	2.5-3	-	1.0-7	-	0.5-5	2.5-8	1.0-3	-	-	DNP	-
Gaines, H DE	7-0	7.0	-	-	-	-	DNP	-	1.0-9	1.0-1	-	1.0-1	-	2.0-6	2.0-9
Mihota, V DL	1-5	3.5	-	2.0-7	-	-	-	-	0.5-5	0.5-3	0.5-1	-	-	DNP	DNP
Floyd, R DB	1-4	3.0	-	-	-	0.5-2	-	-	1.0-2	-	-	-	1.5-5	-	-
Shegog, A LB	3-0	3.0	-	-	-	-	-	-	-	-	-	3.0-12	-	-	-
Edmunds, Te	1-3	2.5	-	1.5-9	-	-	-	-	0.5-6	-	-	0.5-1	DNP	DNP	DNP
Hewitt, J DT	1-2	2.0	-	-	1.0-1	0.5-2	DNP	-	-	0.5-1	-	-	DNP	DNP	-
Ladler, K DB	1-2	2.0	-	-	1.5-1	-	-	-	-	-	-	-	0.5-1	-	-
Facyson, B CB	2-0	2.0	-	-	-	1.0-1	-	-	-	1.0-4	-	-	-	-	-
Alexander, A CB	2-0	2.0	1.0-1	-	DNP	DNP	1.0-7	-	-	-	-	DNP	DNP	-	-
Deablo, D DB	1-1	1.5	1.0-1	-	0.5-5	-	DNP	DNP	DNP	DNP	DNP	DNP	DNP	DNP	DNP
Newsome, D DB	1-0	1.0	-	-	-	-	-	-	-	-	-	-	-	-	1.0-2
Belmar, E DL	1-0	1.0	-	-	-	-	-	-	1.0-1	-	-	DNP	DNP	-	DNP
Minor, R DL	0-1	0.5	DNP	-	0.5-1	-	DNP	DNP	DNP	DNP	DNP	DNP	DNP	-	DNP
Taylor, J DE	0-1	0.5	-	-	0.5-1	-	DNP	DNP	-	DNP	DNP	-	DNP	-	DNP
Burke, X DL	0-1	0.5	DNP	DNP	0.5-1	-	DNP	-	-	-	-	DNP	DNP	-	DNP

18 FOOTBALL GAME NOTES

2017 STATISTICS

DEFENSIVE GAME-BY-GAME

INTERCEPTION RETURNS

PLAYER	NO-YDS	WVU	DEL	ECU	ODU	CU	BC	UNC	DUKE	MIAMI	GT	PITT	UVA	OSU
Stroman, G	4-47	-	-	1-10	-	-	-	-	-	1-1	1-24	1-12	-	-
Floyd, R	3-106	-	-	-	-	-	-	1-69	-	1-37	-	1-0	-	-
Edmunds, Te	2-70	-	1-55	-	-	-	-	-	1-15	-	-	DNP	DNP	DNP
Motuapuaka, A	1-18	-	-	-	-	-	-	1-18	-	-	-	-	-	-
Hill, T	1-8	1-8	-	-	-	-	-	-	-	-	-	-	-	-
Deablo, D	1-0	-	-	-	1-0	DNP	DNP	DNP	DNP	DNP	DNP	DNP	DNP	DNP
Alexander, A	1-18	-	-	DNP	DNP	-	-	-	-	1-18	DNP	DNP	-	-

FUMBLES FORCED

PLAYER	NO-YDS	WVU	DEL	ECU	ODU	CU	BC	UNC	DUKE	MIAMI	GT	PITT	UVA	OSU
Edmunds, Tr	3	-	1	1	-	-	-	-	-	1	-	-	-	-
Floyd, R	2	-	-	-	1	-	-	-	-	-	-	-	1	-
Motuapuaka, A	1	-	-	-	-	-	1	-	-	-	-	-	-	-
Shegog, A	1	-	-	-	-	-	-	-	-	-	1	-	-	-
Reynolds, M	1	-	-	-	-	-	-	-	1	-	-	-	DNP	-
Hill, T	1	-	-	-	-	-	-	1	-	-	-	-	-	-
Alexander, A	1	-	-	DNP	DNP	-	-	-	-	1	DNP	DNP	-	-
Ladler, K	1	-	-	1	-	-	-	-	-	-	-	-	-	-

FUMBLES RECOVERED

PLAYER	NO-YDS	WVU	DEL	ECU	ODU	CU	BC	UNC	DUKE	MIAMI	GT	PITT	UVA	OSU
Hill, T	2	-	1	-	-	-	-	-	1	-	-	-	-	-
Gaines, H	1	-	-	-	-	DNP	-	-	-	-	-	-	1	-
Walker, R	1	-	-	-	-	-	-	1	-	-	-	-	-	-
Motuapuaka, A	1	-	-	1	-	-	-	-	-	-	-	-	-	-
Hewitt, J	1	-	-	1	-	DNP	-	-	-	-	-	DNP	DNP	-

FUMBLE RETURNS

PLAYER	NO-YDS	WVU	DEL	ECU	ODU	CU	BC	UNC	DUKE	MIAMI	GT	PITT	UVA	OSU
Walker, R	1-12	-	-	-	-	-	-	1-12	-	-	-	-	-	-

SPECIAL TEAMS GAME-BY-GAME

PUNT RETURNS

PLAYER	NO-YDS	WVU	DEL	ECU	ODU	CU	BC	UNC	DUKE	MIAMI	GT	PITT	UVA	OSU
Stroman, G	35-397	1-5	2-58	2-7	4-34	4-55	5-31	4-116	5-40	1-20	2-4	2-14	1-0	2-13
Newsome, D	1-7	-	-	-	-	-	-	1-7	-	-	-	-	-	-
Watts, B	1-5	-	-	-	-	-	-	1-5	-	-	-	-	-	-
Carroll, C.J.	2-4	-	1-1	1-3	-	-	DNP	DNP	DNP	DNP	DNP	DNP	-	-

KICK RETURNS

PLAYER	NO-YDS	WVU	DEL	ECU	ODU	CU	BC	UNC	DUKE	MIAMI	GT	PITT	UVA	OSU
McMillian, T	9-240	-	-	-	-	-	-	-	2-51	2-54	5-135	-	-	DNP
Clark, J	7-173	3-93	-	2-37	DNP	DNP	DNP	-	-	-	-	-	-	2-43
Murphy, H	7-151	DNP	DNP	-	1-30	4-83	-	-	DNP	DNP	DNP	DNP	-	2-38
Quillen, J	2-49	DNP	DNP	-	-	-	-	-	-	-	-	1-25	-	1-24
Cunningham, C	1-0	-	-	-	-	-	-	-	-	-	-	-	-	1-0

FIELD GOALS

PLAYER	FG-FGA (LG)	WVU	DEL	ECU	ODU	CU	BC	UNC	DUKE	MIAMI	GT	PITT	UVA	OSU
Slye, J	3-7 (50)	1-3 (25)	2-4 (50)	3-3 (37)	1-2 (31)	1-2 (43)	3-3 (34)	1-2 (37)	1-1 (34)	1-1 (50)	1-1 (41)	-	-	-
Johnson, B	3-4 (30)	-	-	-	-	-	-	-	-	-	-	2-2 (30)	1-2 (30)	-

PUNTING

PLAYER	NO-YDS-AVG	WVU	DEL	ECU	ODU	CU	BC	UNC	DUKE	MIAMI	GT	PITT	UVA	OSU
Bradburn, O	13-600-46.2	8-372-46.5	5-228-45.6	2-92-46.0	4-144-36.0	5-215-43.0	7-307-43.9	4-177-44.3	5-196-39.2	6-238-39.7	5-199-39.8	6-266-44.3	6-244-40.7	3-120-40.0

STARTING LINEUPS

OFFENSE

	TE	LT	LG	C	RG	RT	WR	WR	QB	RB	WR	TE	PK	P
vs West Virginia	D. Keene	Y. Nijman	W. Teller	E. Gallo	B. Pfaff	K. Chung	C. Phillips	E. Kumah	J. Jackson	S. Peoples	C.J. Carroll	-	J. Slye	O. Bradburn
Delaware	D. Keene	Y. Nijman	W. Teller	E. Gallo	B. Pfaff	K. Chung	C. Phillips	S. Savoy	J. Jackson	T. McMillian	-	C. Cunningham	J. Slye	O. Bradburn
at East Carolina	D. Keene	Y. Nijman	W. Teller	E. Gallo	B. Pfaff	K. Chung	C. Phillips	S. Savoy	J. Jackson	T. McMillian	J. Clark	-	J. Slye	O. Bradburn
Old Dominion	D. Keene	Y. Nijman	W. Teller	E. Gallo	B. Pfaff	K. Chung	C. Phillips	S. Savoy	J. Jackson	T. McMillian	H. Murphy	-	J. Slye	O. Bradburn
Clemson	D. Keene	Y. Nijman	W. Teller	E. Gallo	B. Pfaff	K. Chung	C. Phillips	S. Savoy	J. Jackson	T. McMillian	H. Murphy	-	J. Slye	O. Bradburn
at Boston College	D. Keene	Y. Nijman	W. Teller	E. Gallo	B. Pfaff	K. Chung	C. Phillips	S. Savoy	J. Jackson	T. McMillian	E. Kumah	-	J. Slye	O. Bradburn
North Carolina	D. Keene	Y. Nijman	W. Teller	E. Gallo	B. Pfaff	K. Chung	C. Phillips	S. Savoy	J. Jackson	T. McMillian	E. Kumah	-	J. Slye	O. Bradburn
Duke	D. Keene	Y. Nijman	W. Teller	E. Gallo	B. Pfaff	K. Chung	C. Phillips	S. Savoy	J. Jackson	S. Peoples	E. Kumah	-	J. Slye	O. Bradburn
at Miami	D. Keene	P. Osterloh	W. Teller	E. Gallo	B. Pfaff	K. Chung	C. Phillips	S. Savoy	J. Jackson	T. McMillian	E. Kumah	-	J. Slye	O. Bradburn
at Georgia Tech	D. Keene	P. Osterloh	W. Teller	E. Gallo	B. Pfaff	K. Chung	C. Phillips	S. Savoy	J. Jackson	T. McMillian	E. Kumah	-	J. Slye	O. Bradburn
Pitt	D. Keene	P. Osterloh	W. Teller	E. Gallo	B. Pfaff	K. Chung	C. Phillips	S. Savoy	J. Jackson	J. Holston	E. Kumah	-	B. Johnson	O. Bradburn
at Virginia	D. Keene	P. Osterloh	W. Teller	E. Gallo	B. Pfaff	K. Chung	C. Phillips	H. Grimsley	J. Jackson	J. Holston	E. Kumah	-	B. Johnson	O. Bradburn
vs. Oklahoma State	D. Keene	P. Osterloh	W. Teller	E. Gallo	B. Pfaff	K. Chung	-	S. Savoy	J. Jackson	D. McCleese	E. Kumah	C. Cunningham	J. Slye	O. Bradburn

DEFENSE

	LCB	DT	WHIP	NT	ROV	FS	RCB	LOLB	MLB	RDE	LDE
vs West Virginia	G. Stroman	T. Settle	M. Reynolds	R. Walker	R. Floyd	Te. Edmunds	A. Alexander	Tr. Edmunds	A. Motuapuaka	T. Hill	V. Mihota
Delaware	G. Stroman	T. Settle	M. Reynolds	R. Walker	R. Floyd	Te. Edmunds	A. Alexander	Tr. Edmunds	A. Motuapuaka	T. Hill	V. Mihota
at East Carolina	G. Stroman	T. Settle	M. Reynolds	R. Walker	R. Floyd	Te. Edmunds	B. Facyson	Tr. Edmunds	A. Motuapuaka	T. Hill	V. Mihota
Old Dominion	G. Stroman	T. Settle	M. Reynolds	R. Walker	R. Floyd	Te. Edmunds	B. Facyson	Tr. Edmunds	A. Motuapuaka	T. Hill	V. Mihota
Clemson	G. Stroman	T. Settle	M. Reynolds	R. Walker	R. Floyd	Te. Edmunds	B. Facyson	Tr. Edmunds	A. Motuapuaka	T. Hill	V. Mihota
at Boston College	G. Stroman	T. Settle	M. Reynolds	R. Walker	R. Floyd	Te. Edmunds	B. Facyson	Tr. Edmunds	A. Motuapuaka	T. Hill	V. Mihota
North Carolina	G. Stroman	T. Settle	M. Reynolds	R. Walker	R. Floyd	Te. Edmunds	B. Facyson	Tr. Edmunds	A. Motuapuaka	T. Hill	V. Mihota
Duke	G. Stroman	T. Settle	M. Reynolds	R. Walker	R. Floyd	Te. Edmunds	B. Facyson	Tr. Edmunds	A. Motuapuaka	T. Hill	V. Mihota
at Miami	G. Stroman	T. Settle	M. Reynolds	R. Walker	R. Floyd	Te. Edmunds	B. Facyson	Tr. Edmunds	A. Motuapuaka	T. Hill	V. Mihota
at Georgia Tech	G. Stroman	T. Settle	M. Reynolds	R. Walker	A. Shogog	Te. Edmunds	B. Facyson	Tr. Edmunds	A. Motuapuaka	T. Hill	V. Mihota
Pitt	G. Stroman	R. Walker	D. Newsome	T. Settle	R. Floyd	M. Reynolds	B. Facyson	Tr. Edmunds	A. Motuapuaka	T. Hill	V. Mihota
at Virginia	G. Stroman	T. Settle	D. Newsome	R. Walker	R. Floyd	K. Ladler	B. Facyson	Tr. Edmunds	A. Motuapuaka	E. Belmar	H. Gaines
vs. Oklahoma State	G. Stroman	T. Settle	D. Newsome	R. Walker	R. Floyd	K. Ladler	B. Facyson	Tr. Edmunds	A. Motuapuaka	T. Hill	H. Gaines

2017 STATISTICS

PARTICIPATION GAME-BY-GAME

PARTICIPATION

NO. PLAYER	GP/GS	WVU	DEL	ECU	ODU	CU	BC	UNC	DUKE	MIAMI	GT	PITT	UVA	OSU
36 Alexander, A	9/2	START	START	XXX	XXX	XXX	XXX	XXX	XXX	XXX
23 Ashby, R	13/-	XXX	XXX	XXX	XXX	XXX	XXX	XXX	XXX	XXX	XXX	XXX	XXX	XXX
1D Beckett, T	2/-	XXX	XXX
4D Belmar, E	10/1	XXX	XXX	XXX	XXX	XXX	XXX	XXX	XXX	XXX	START	...
91 Bradburn, O	13/-	XXX	XXX	XXX	XXX	XXX	XXX	XXX	XXX	XXX	XXX	XXX	XXX	XXX
43 Burke, X	7/-	XXX	XXX	...	XXX	XXX	XXX	XXX	XXX	...
6Q Bush, AJ	5/-	XXX	XXX	XXX	XXX	XXX
52 Cannon, A	3/-	XXX	XXX	XXX
86 Carroll, C.J.	7/1	START	XXX	XXX	XXX	XXX	XXX	XXX
61 Chung, K	13/13	START	START	START	START	START	START	START	START	START	START	START	START	START
89 Clark, J	10/1	XXX	XXX	START	XXX	XXX	XXX	XXX	XXX	XXX	XXX
1Q Click, J	1/-	XXX
85 Cunningham, C	13/3	START	START	XXX	XXX	XXX	XXX	XXX	XXX	XXX	XXX	XXX	XXX	START
39 Daniel, S	4/-	XXX	XXX	...	XXX	XXX
7D Deablo, D	4/-	XXX	XXX	XXX	XXX
9 Delulius, D	1/-	XXX
81 Denmark, S	3/-	XXX	XXX	XXX
22 Edmunds, Te	10/10	START	START	START	START	START	START	START	START	START	START
49 Edmunds, Tr	13/13	START	START	START	START	START	START	START	START	START	START	START	START	START
31 Facyson, B	13/11	XXX	XXX	START	START	START	START	START	START	START	START	START	START	START
21 Floyd, R	13/12	START	START	START	START	START	START	START	START	START	XXX	START	START	START
16 Fox, C	10/-	XXX	XXX	XXX	XXX	XXX	XXX	...	XXX	XXX	XXX	XXX
47 Fullwood, D	12/-	XXX	XXX	XXX	XXX	XXX	XXX	XXX	...	XXX	XXX	XXX	XXX	XXX
11 Gaines, H	12/2	XXX	XXX	XXX	XXX	...	XXX	XXX	XXX	XXX	XXX	XXX	START	START
64 Gallo, E	13/13	START	START	START	START	START	START	START	START	START	START	START	START	START
48 Griffith, D	11/-	XXX	XXX	XXX	XXX	XXX	XXX	XXX	XXX	XXX	XXX	XXX
19 Grimsley, H	12/1	...	XXX	XXX	XXX	XXX	XXX	XXX	XXX	XXX	XXX	XXX	START	XXX
55 Hewitt, J	10/-	XXX	XXX	XXX	XXX	...	XXX	XXX	XXX	XXX	XXX	XXX
94 Hill, T	13/12	START	START	START	START	START	START	START	START	START	START	START	XXX	START
13 Holston, J	12/1	XXX	XXX	XXX	...	XXX	XXX	XXX	XXX	XXX	XXX	START	XXX	XXX
75 Hoyt, Z	3/-	XXX	XXX	XXX
56 Huelskamp, S	13/-	XXX	XXX	XXX	XXX	XXX	XXX	XXX	XXX	XXX	XXX	XXX	XXX	XXX
7 Hunter, D	10/-	XXX	XXX	XXX	XXX	XXX	XXX	XXX	XXX	...	XXX	XXX
17 Jackson, J	13/13	START	START	START	START	START	START	START	START	START	START	START	START	START
71 Jackson, T.J.	2/-	XXX	XXX
93 Johnson, B	5/-	XXX	XXX	XXX	XXX	XXX	...
29 Keene, D	13/12	XXX	START	START	START	START	START	START	START	START	START	START	START	START
83 Kumah, E	13/8	XXX	XXX	XXX	XXX	XXX	START	START	START	START	START	START	START	START
9D Ladler, K	13/2	XXX	XXX	XXX	XXX	XXX	XXX	XXX	XXX	XXX	XXX	XXX	START	START
33 McCleese, D	12/1	XXX	XXX	XXX	XXX	XXX	XXX	...	XXX	XXX	XXX	XXX	XXX	START
34 McMillian, T	12/9	START	START	START	START	START	START	START	START	XXX	START	START	XXX	...
99 Mihota, V	11/11	START	START	START	START	START	START	START	START	START	START	START
18 Minor, R	4/-	...	XXX	XXX	XXX	XXX	...
77 Moore, D	2/-	XXX	XXX
54 Motuapuaka, A	13/13	START	START	START	START	START	START	START	START	START	START	START	START	START
95 Mummau, C	1/-	XXX
12 Murphy, H	7/2	XXX	START	START	XXX	XXX	XXX	XXX
20 Newsome, D	13/3	XXX	XXX	XXX	XXX	XXX	XXX	XXX	XXX	XXX	XXX	START	START	START
69 Nijman, Y	9/8	START	START	START	START	START	START	START	START	XXX
67 Osterloh, P	7/5	XXX	XXX	START	START	START	START	START
8W Patterson, P	5/-	XXX	XXX	XXX	XXX	XXX
27 Payne, S	1/-	XXX
32 Peoples, S	7/2	XXX	XXX	XXX	XXX	START	START	XXX
80 Pettit, C	12/-	XXX	XXX	...	XXX	XXX	XXX	XXX	XXX	XXX	XXX	XXX	XXX	XXX
74 Pfaff, B	13/13	START	START	START	START	START	START	START	START	START	START	START	START	START
5 Phillips, C	12/12	START	START	START	START	START	START	START	START	START	START	START	START	...
88 Pimpton, K	5/-	...	XXX	XXX	XXX	...	XXX	XXX
62 Plantin, D	7/-	XXX	XXX	XXX	XXX	XXX	XXX	XXX
26 Quillen, J	11/-	XXX	XXX	XXX	XXX	XXX	XXX	XXX	XXX	XXX	XXX	XXX
6 Reynolds, M	12/11	START	START	START	START	START	START	START	START	START	START	START	...	XXX
4R Rivers, D	7/-	XXX	XXX	XXX	XXX	XXX	XXX	XXX
2 Rodgers, T	7/-	XXX	XXX	XXX	XXX	XXX	...	XXX	XXX
15 Savoy, S	12/12	START	START	START	START	START	START	START	START	START	START	START	...	START
2D Seisay, I	1/-	XXX
4S Settle, T	13/13	START	START	START	START	START	START	START	START	START	START	START	START	START
25 Shegog, A	13/1	XXX	XXX	XXX	XXX	XXX	XXX	XXX	XXX	XXX	START	XXX	XXX	XXX
40 Skeens, T	5/-	XXX	XXX	XXX	...	XXX	XXX
46 Slye, Joey	11/-	XXX	XXX	XXX	XXX	XXX	XXX	XXX	XXX	XXX	XXX	XXX
79 Smith, T	13/-	XXX	XXX	XXX	XXX	XXX	XXX	XXX	XXX	XXX	XXX	XXX	XXX	XXX
3 Stroman, G	13/13	START	START	START	START	START	START	START	START	START	START	START	START	START
87 Taylor, C	13/-	XXX	XXX	XXX	XXX	XXX	XXX	XXX	XXX	XXX	XXX	XXX	XXX	XXX
96 Taylor, J	7/-	XXX	XXX	XXX	XXX	XXX	XXX	...	XXX	...
57 Teller, W	13/13	START	START	START	START	START	START	START	START	START	START	START	START	START
8 Walker, R	13/13	START	START	START	START	START	START	START	START	START	START	START	START	START
28 Watts, B	13/-	XXX	XXX	XXX	XXX	XXX	XXX	XXX	XXX	XXX	XXX	XXX	XXX	XXX

Starts indicated by START; XXX - Played; ... - Did Not Play

18 FOOTBALL GAME NOTES

2017 STATISTICS

VIRGINIA TECH TEAM STATISTICS

DATE	OPPONENT	RUSHING				REVEIVING				PASSING				KICK RETURN				PUNT RETURN				TOT OFF
		NO.	YDS	TD	LG	NO.	YDS	TD	LG	CMP-ATT-INT	YDS	TD	LG	NO	YDS	TD	LG	NO	YDS	TD	LG	
Sept. 3	vs. West Virginia	45	234	3	46	15	235	1	39	15-27-0	235	1	39	3	93	0	44	1	5	0	5	469
Sept. 9	Delaware	28	81	0	8	16	222	2	38	16-29-0	222	2	38	0	0	0	0	3	59	1	61	303
Sept. 16	at East Carolina	62	287	3	34	25	388	5	70	25-33-0	388	5	70	2	37	0	21	3	10	0	5	675
Sept. 23	Old Dominion	57	271	2	21	21	311	3	43	21-32-1	311	3	43	1	30	0	30	4	34	0	16	582
Sept. 30	Clemson	28	90	1	19	30	252	1	35	30-45-2	252	1	35	4	83	0	24	4	55	0	43	342
Oct. 7	at Boston College	48	109	1	23	22	322	1	53	22-33-1	322	1	53	0	0	0	0	5	31	0	18	431
Oct. 21	North Carolina	46	181	1	35	15	202	4	33	15-27-0	202	4	33	0	0	0	0	6	128	1	91	383
Oct. 28	Duke	48	187	2	23	13	200	1	40	13-28-0	200	1	40	2	51	0	31	5	40	0	14	387
Nov. 4	at Miami	43	102	1	15	20	197	0	32	20-32-2	197	0	32	2	54	0	29	1	20	0	20	299
Nov. 11	at Georgia Tech	36	105	2	14	14	153	0	27	14-26-0	153	0	27	5	135	0	70	2	4	0	5	258
Nov. 18	Pitt	40	157	1	14	17	218	1	37	17-37-1	218	1	37	1	25	0	25	2	14	0	9	375
Nov. 24	at Virginia	53	202	0	19	14	143	1	25	14-21-1	143	1	25	0	0	0	0	1	0	0	0	345
Dec. 28	vs. Oklahoma State	50	248	2	19	23	270	1	31	23-42-1	270	1	31	6	105	0	28	2	13	0	11	518
Totals		584	2254	19	46	245	3113	21	70	245-412-9	3113	21	70	26	613	0	70	39	413	2	91	5367
Opponent		462	1554	7	69	174	2597	16	80	174-358-13	2597	16	80	16	288	0	33	12	47	0	21	4151

Games: 13

Avg/rush: 3.9

Avg/catch: 12.7

Pass effic: 135.39

KR avg: 23.6

PR avg: 10.6

All purpose avg/game: 512.3

Total offense avg/gm: 412.8

DATE	OPPONENT	TACKLES				SACKS NO-YDS	FUMBLE		PASS DEFENSE			BLKD KICK	PAT ATTEMPTS			SAF	PTS
		SOLO	AST	TOTAL	TFL-YDS		FF	FR-YDS	INT-YDS	QBH	BRK		KICK	RUN	RCV		
Sept. 3	vs West Virginia	52	16	68	5.0-12	2.0-6	0	0-0	1-8	7	9	0	4-4	0	0	0	31
Sept. 9	Delaware	32	42	74	12.0-58	4.0-37	1	1-0	1-55	5	2	0	3-3	0	0	0	27
Sept. 16	at East Carolina	29	24	53	11.0-31	2.0-19	2	2-0	1-10	8	4	1	7-7	0	0	0	64
Sept. 23	Old Dominion	18	22	40	4.0-7	1.0-1	1	0-0	1-0	5	6	0	5-5	0	0	0	38
Sept. 30	Clemson	28	40	68	5.0-30	3.0-15	0	0-0	0-0	1	3	0	2-2	0	0	0	17
Oct. 7	at Boston College	28	42	70	5.0-10	0.0-0	1	0-0	0-0	2	4	1	2-2	0	0	0	23
Oct. 21	North Carolina	29	38	67	13.0-69	6.0-56	1	1-12	2-87	2	2	1	8-8	0	0	0	59
Oct. 28	Duke	27	32	59	9.0-27	1.0-7	1	1-0	1-15	7	4	0	3-3	0	0	0	24
Nov. 4	at Miami	38	6	44	6.0-20	2.0-12	2	0-0	3-56	1	1	0	1-1	0	0	0	10
Nov. 11	at Georgia Tech	47	16	63	7.0-24	0.0-0	1	0-0	1-24	1	2	0	1-1	0	0	0	22
Nov. 18	Pitt	38	18	56	9.0-25	4.0-11	0	0-0	2-12	3	4	2	2-2	0	0	0	20
Nov. 24	at Virginia	23	16	39	7.0-24	4.0-15	1	1-0	0-0	0	2	1	1-1	0	0	0	10
Dec. 28	vs. Oklahoma State	44	12	56	8.0-31	3.0-17	0	0-0	0-0	1	2	0	3-3	0	0	0	21
Totals		433	324	757	101.0-368	32.0-196	11	6-12	13-267	43	46	6	42-42	0	0	0	366
Opponent		527	540	1067	68.0-250	23.0-150	4	5-40	9-126	42	45	1	24-24	0	0	0	192

DATE	OPPONENT	NO	YDS	AVG	PUNTING						FIELD GOALS			KICKOFFS				
					LG	BLKD	TB	FC	50+	I20	ATT-MADE	LG	BLKD	NO	YDS	AVG	TB	OB
Sept. 3	vs West Virginia	8	372	46.5	54	0	1	3	2	3	3-1	25	0	6	390	65.0	6	0
Sept. 9	Delaware	5	228	45.6	49	0	0	4	0	2	4-2	50	1	6	390	65.0	6	0
Sept. 16	at East Carolina	2	92	46.0	51	0	1	0	1	0	3-3	37	0	12	767	63.9	10	0
Sept. 23	Old Dominion	4	144	36.0	41	0	0	1	0	1	2-1	31	0	7	455	65.0	7	0
Sept. 30	Clemson	5	215	43.0	51	0	1	3	3	0	2-1	43	0	3	195	65.0	3	0
Oct. 7	at Boston College	7	307	43.9	51	0	0	5	2	3	3-3	34	0	6	390	65.0	4	0
Oct. 21	North Carolina	4	177	44.2	53	0	0	2	1	4	2-1	37	0	10	635	63.5	7	0
Oct. 28	Duke	5	196	39.2	49	0	0	1	0	4	1-1	34	0	5	323	64.6	4	0
Nov. 4	at Miami	6	238	39.7	45	0	0	6	0	1	1-1	50	0	3	195	65.0	3	0
Nov. 11	at Georgia Tech	5	199	39.8	51	0	0	2	1	1	1-1	41	0	5	306	61.2	1	0
Nov. 18	Pitt	6	266	44.3	53	0	0	2	1	1	2-2	30	0	5	321	64.2	3	1
Nov. 24	at Virginia	6	244	40.7	57	0	3	3	1	3	2-1	30	0	3	195	65.0	3	0
Dec. 28	vs. Oklahoma State	3	120	40.0	47	0	0	0	0	1	0-0	0	0	4	240	60.0	2	0
Totals		66	2798	42.4	57	0	6	32	12	24	26-18	50	1	75	4802	64.0	59	1
Opponent		92	3785	41.1	58	5	5	33	18	15	15-8	38	1	45	2818	62.6	17	2

2017 STATISTICS

OPPONENT TEAM STATISTICS

DATE	OPPONENT	RUSHING				REVEIVING				PASSING				KICK RETURN				PUNT RETURN				TOT OFF
		NO.	YDS	TD	LG	NO.	YDS	TD	LG	CMP-ATT-INT	YDS	TD	LG	NO	YDS	TD	LG	NO	YDS	TD	LG	
Sept. 3	vs West Virginia	35	221	0	42	31	371	3	60	31-54-1	371	3	60	0	0	0	0	1	-3	0	0	592
Sept. 9	Delaware	46	107	0	17	8	116	0	24	8-17-1	116	0	24	0	0	0	0	1	5	0	5	223
Sept. 16	at East Carolina	31	40	0	9	11	241	2	76	11-30-1	241	2	76	2	40	0	21	1	-1	0	0	281
Sept. 23	Old Dominion	24	64	0	15	8	85	0	17	8-26-1	85	0	17	0	0	0	0	0	0	0	0	149
Sept. 30	Clemson	43	146	2	24	12	186	1	60	12-21-0	186	1	60	1	2	0	2	0	0	0	0	332
Oct. 7	at Boston College	33	153	0	27	14	191	1	32	14-33-0	191	1	32	2	43	0	22	1	3	0	3	344
Oct. 21	North Carolina	42	54	0	27	8	118	1	43	8-22-2	118	1	43	3	59	0	25	0	0	0	0	172
Oct. 28	Duke	35	101	0	33	10	82	0	41	10-24-1	82	0	41	1	33	0	33	0	0	0	0	183
Nov. 4	at Miami	35	219	2	64	11	210	2	43	11-23-3	210	2	43	0	0	0	0	0	0	0	0	429
Nov. 11	at Georgia Tech	57	261	2	69	2	140	2	80	2-8-1	140	2	80	4	68	0	24	2	32	0	21	401
Nov. 18	Pitt	30	55	0	26	20	311	2	74	20-33-2	311	2	74	1	20	0	20	4	6	0	8	366
Nov. 24	at Virginia	20	5	0	11	17	186	0	51	17-34-0	186	0	51	0	0	0	0	0	0	0	0	191
Dec. 28	vs. Oklahoma State	32	137	1	31	21	351	2	65	21-32-0	351	2	65	2	23	0	21	2	5	0	5	488
Opponent totals		462	1554	7	69	174	2597	16	80	174-358-13	2597	16	80	16	288	0	33	12	47	0	21	4151
Virginia Tech		584	2254	19	46	245	3113	21	70	245-412-9	3113	21	70	26	613	0	70	39	413	2	91	5367

Games: 13

Avg/rush: 3.4

Avg/catch: 14.9

Pass effic: 117.02

KR avg: 18.0

PR avg: 3.9

All purpose avg/game: 354.8

Total offense avg/gm: 319.3

DATE	OPPONENT	TACKLES				SACKS NO-YDS	FUMBLE		PASS DEFENSE			BLKD KICK	PAT ATTEMPTS			SAF	PTS
		SOLO	AST	TOTAL	TFL-YDS		FF	FR-YDS	INT-YDS	QBH	BRK		KICK	RUN	RCV		
Sept. 3	vs West Virginia	41	32	73	8.0-12	1.0-2	0	0-0	0-0	3	4	0	3-3	0	0	0	24
Sept. 9	Delaware	27	30	57	2.0-6	1.0-5	1	1-0	0-0	7	1	1	0-0	0	0	0	0
Sept. 16	at East Carolina	47	68	115	5.0-24	1.0-11	0	0-0	0-0	3	3	0	2-2	0	0	0	17
Sept. 23	Old Dominion	41	66	107	5.0-10	1.0-3	0	0-0	1-0	2	3	0	0-0	0	0	0	0
Sept. 30	Clemson	34	56	90	8.0-32	2.0-14	1	1-0	2-22	6	4	0	4-4	0	0	0	31
Oct. 7	at Boston College	52	38	90	9.0-46	5.0-35	0	0-0	1-9	2	4	0	1-1	0	0	0	10
Oct. 21	North Carolina	38	38	76	6.0-12	1.0-3	0	0-0	0-0	1	4	0	1-1	0	0	0	7
Oct. 28	Duke	37	44	81	2.0-6	1.0-5	0	0-0	0-0	2	6	0	0-0	0	0	0	3
Nov. 4	at Miami	52	22	74	8.0-37	4.0-25	2	2-37	2-65	4	1	0	4-4	0	0	0	28
Nov. 11	at Georgia Tech	42	16	58	6.0-22	2.0-16	0	0-0	0-0	3	3	0	4-4	0	0	0	28
Nov. 18	Pitt	37	34	71	2.0-7	2.0-7	0	0-0	1-0	3	5	0	2-2	0	0	0	14
Nov. 24	at Virginia	26	66	92	4.0-7	0.0-0	0	0-0	1-0	0	1	0	0-0	0	0	0	0
Dec. 28	vs. Oklahoma State	53	30	83	3.0-29	2.0-24	0	1-3	1-30	6	5	0	3-3	0	0	0	30
Opponent totals		527	540	1067	68.0-250	23.0-150	4	5-40	9-126	42	45	1	24-24	0	0	0	192
Virginia Tech		433	324	757	101.0-368	32.0-196	11	6-12	13-267	43	46	6	42-42	0	0	0	366

DATE	OPPONENT	NO	YDS	AVG	LG	PUNTING					FIELD GOALS			KICKOFFS				
						BLKD	TB	FC	50+	I20	ATT-MADE	LG	BLKD	NO	YDS	AVG	TB	OB
Sept. 3	vs West Virginia	8	372	46.5	54	0	1	3	2	3	3-1	25	0	6	390	65.0	6	0
Sept. 9	Delaware	5	228	45.6	49	0	0	4	0	2	4-2	50	1	6	390	65.0	6	0
Sept. 16	at East Carolina	6	228	38.0	51	0	0	2	1	1	2-1	35	1	4	260	65.0	2	0
Sept. 23	Old Dominion	10	415	41.5	52	0	0	4	1	3	0-0	0	0	1	65	65.0	0	0
Sept. 30	Clemson	7	265	37.9	53	0	0	3	2	1	2-1	23	0	6	374	62.3	1	1
Oct. 7	at Boston College	9	361	40.1	56	1	0	2	1	1	2-1	32	0	3	195	65.0	3	0
Oct. 21	North Carolina	11	482	43.8	58	1	0	4	4	2	0-0	0	0	2	130	65.0	2	0
Oct. 28	Duke	7	302	43.1	49	0	0	1	0	0	1-1	31	0	2	129	64.5	0	0
Nov. 4	at Miami	4	161	40.2	50	0	1	2	1	1	0-0	0	0	5	322	64.4	3	0
Nov. 11	at Georgia Tech	3	135	45.0	52	0	0	0	1	1	1-0	0	0	5	311	62.2	0	0
Nov. 18	Pitt	6	277	46.2	53	2	1	1	2	1	1-0	0	0	3	195	65.0	2	0
Nov. 24	at Virginia	8	344	43.0	55	1	2	3	3	1	1-0	0	0	1	65	65.0	1	0
Dec. 28	vs. Oklahoma State	2	92	46.0	49	0	0	0	0	1	3-3	38	0	7	404	57.7	1	0
Opponent totals		92	3785	41.1	58	5	5	33	18	15	15-8	38	1	45	2818	62.6	17	2
Virginia Tech		66	2798	42.4	57	0	6	32	12	24	26-18	50	1	75	4802	64.0	59	1