



HOKIES®

2018 Virginia Tech Volleyball Match Notes

#FuelTheFire

Nov. 9 | Match 27
Charlottesville, Va. | Memorial Gym

INFORMATION

Virginia Tech Hokies



Record13-11, 4-8 ACC
Starters R/L4+Libero/2
Head Coach.....Jill Wilson
Record (Years).....23-32 (2nd)

Virginia Cavaliers



Record7-17, 3-11 ACC
Starters R/L6/0+Libero
Head Coach.....Aaron Smith
Record (Years).....14-41 (2nd)

NUMBERS TO KNOW

3

Jill Wilson is a perfect 3-0 against Virginia since taking over in Blacksburg in 2017. Winning in different fashions, Wilson has led the Hokies to 3-0, 3-1 and 3-2 victories.

8

Tech has played its best on Fridays this fall, owning an 8-4 record. In the all-time series versus the Cavaliers, Tech is 13-6 on Fridays, including nine straight wins on the day.

PROJECTED STARTERS

#	Name	K	Pct.	A	D	B
1	Kaity Smith (OH)	314	.198	16	222	24
4	Jaila Tolbert (RS)	290	.299	4	36	63
6	Angel Robinson (MB)	27	.101	0	1	22
9	Rhegan Mitchell (S)	30	.214	756	151	32
14	Ester Talamazzi (OH)	210	.121	22	246	26
19	Marisa Cerchio (MB)	176	.266	1	12	95
5	Carol Raffety (L)	2	.125	80	341	0

SERIES HISTORY

Virginia Series.....Tech leads 37-34
First Meeting.....Tech won 3-0 in 1979
Last Meeting.....Tech won 3-2 in 2017
Last Five.....Tech is 5-0
In Charlottesville.....Tech is 12-20
Under Wilson.....Tech is 3-0

AT THE NET

- Virginia Tech's volleyball team boasts 10 returning letterwinners, including four starters and its libero back.
- Tech has 16 student-athletes on the roster and of the 16, 11 are underclassmen. One of the youngest groups in the ACC, 69 percent of Tech's team is freshmen and sophomores.
- Though the Hokies will be youthful in 2018, they do bring back All-ACC selection Jaila Tolbert at the right-side hitter position.
- Tolbert is coming off her best season yet and had quite the summer, too, as the senior competed on the U.S. Collegiate National Team.
- Tech split its matches this past weekend, falling on Friday to Syracuse and defeating Boston College on Sunday.
- This past Sunday was Senior Day, honoring seniors Rhegan Mitchell and Jaila Tolbert.
- The duo has racked up 56 wins and eight nonconference tournament titles.
- They also are one of only six teams in the ACC to have two or more seniors play in over 100 matches.

LAST TIME OUT

- Last Friday, Tech fell to Syracuse, the third-highest rated team in the ACC in terms of RPI (33), by a score of 3-1 at home.
- The Hokies had a tough time at the net, getting blocked 19 times, the most-ever in the Jill Wilson era. But did outperform the Orange in kills (49-45), assists (46-44) and digs (52-49).
- Jaila Tolbert turned in a season-high 21 kills on an even .400 hitting percentage.
- On Sunday, Tech picked up its first win on a Sunday since Sept. 23 (vs. Virginia), taking down Boston College in straight sets.
- Kaity Smith registered a team-high 14 kills, eight digs and a season-high three blocks, marking her most blocks since Nov. 22, 2017, ironically against Virginia, Tech's next foe.
- Tolbert had her sixth straight match of double-digit kills, owning 12 on a .364 clip.

WHO TO WATCH



Senior Jaila Tolbert racked up 33 kills this past weekend, averaging an impressive 4.71 kills per set vs. Syracuse and Boston College.

2018 Schedule

AUGUST

16	(1) VS. RADFORD	W, 3-2
24	(2) VS. USC UPSTATE	W, 3-0
25	(2) VS. PRESBYTERIAN	W, 3-0
25	(2) AT CHARLOTTE (C-USA TV)	W, 3-2
31	(3) WILLIAM & MARY (ACC NETWORK EXTRA)	W, 3-0
31	(3) CAMPBELL (ACC NETWORK EXTRA)	W, 3-0

SEPTEMBER

1	(3) ROBERT MORRIS (ACC NETWORK EXTRA)	W, 3-1
7	(4) VS. IUPUI	W, 3-1
7	(4) AT OHIO (ESPN+)	W, 3-1
8	(4) VS. SAMFORD	L, 3-0
11	VCU (ACC NETWORK EXTRA)	W, 3-0
15	(5) VS. NO. 18/RV BAYLOR	L, 3-0
16	(5) AT UTSA (FACEBOOK)	L, 3-1
21	NO. 9/10 PITT* (ACC NETWORK EXTRA)	L, 3-0
23	VIRGINIA* (ACC NETWORK EXTRA)	W, 3-0
28	NORTH CAROLINA* (ACC NETWORK EXTRA)	W, 3-0
30	NC STATE* (ACC NETWORK EXTRA)	L, 3-1

OCTOBER

5	AT GEORGIA TECH* (ACC NETWORK EXTRA)	W, 3-0
7	AT CLEMSON* (ACC NETWORK EXTRA)	L, 3-0
12	AT NO. 22/RV LOUISVILLE* (ACC NETWORK EXTRA)	L, 3-0
14	AT NOTRE DAME* (ACC NETWORK EXTRA)	L, 3-0
19	WAKE FOREST* (ACC NETWORK EXTRA)	W, 3-2
21	DUKE* (ACC NETWORK EXTRA)	L, 3-2
26	AT MIAMI (FLA.)* (ACC NETWORK EXTRA)	L, 3-0
28	AT FLORIDA STATE* (ACC NETWORK EXTRA)	L, 3-0

NOVEMBER

2	SYRACUSE* (ACC NETWORK EXTRA)	L, 3-1
4	BOSTON COLLEGE* (ACC NETWORK EXTRA)	W, 3-0
9	AT VIRGINIA* (ACC NETWORK EXTRA)	7 P.M.
16	AT BOSTON COLLEGE* (ACC NETWORK EXTRA)	7:30 P.M.
18	AT SYRACUSE* (ACC NETWORK EXTRA)	1 P.M.
21	CLEMSON* (ACC NETWORK EXTRA)	3 P.M.

* ACC MATCH | ALL TIMES ET | AT THE TIME RANKING/CURRENT RANKING

- 1-EXHIBITION
- 2-CHARLOTTE INVITATIONAL
- 3-HOKIE INVITATIONAL
- 4-BOBCAT INVITATIONAL
- 5-UTSA INVITATIONAL

VIRGINIA TECH CONTACT

Lance Dozier
Assistant Director, Strategic Communications
Phone: (507) 993-1898
Email: lance17@vt.edu

Social



@HokiesVB



@HokiesVB



/HokieSports



@VT_VBall



AVCA Top 25 Week 11 Poll

Nov. 5 | *Opponents in italics*

Team (1st place)	Points	Record	Last
1 BYU (52)	1587	23-0	1
2 Stanford (12)	1547	22-1	2
3 Minnesota	1474	20-2	3
4 Illinois	1397	22-3	4
5 Texas	1336	15-4	6
6 Nebraska	1235	18-6	8
7 Penn State	1160	19-5	7
8 Wisconsin	1108	16-6	5
9 Creighton	1090	22-4	9
10 Pittsburgh	1027	25-1	10
11 Kentucky	986	18-4	12
12 Purdue	869	21-4	13
13 USC	776	18-7	15
14 Florida	772	20-5	11
15 Michigan	696	19-6	14
16 Cal Poly	654	21-2	17
17 Oregon	620	16-8	16
18 Marquette	530	22-5	19
19 Washington State	459	18-6	18
20 Arizona	290	18-8	21
21 UCLA	248	12-9	22
22 UCF	224	22-3	23
23 Tennessee	178	20-5	25
24 Missouri	164	20-5	20
25 Washington	130	15-9	NR

Receiving Votes: *Baylor 53; Louisville 36; UNI 28; South Carolina 26; Rice 18; Kansas 17; Denver 15; Colorado 14; Florida State 6; San Diego 4*

Dropped Out: Then-No. 24 Louisville, then-No. 25 UNI

NCAA RPI

Nov. 5 | *Opponents in italics*

Team	Conference	Record
1 Stanford	Pac-12	22-1
2 Illinois	B1G	22-3
3 BYU	WCC	23-0
4 Minnesota	B1G	20-2
5 Texas	Big 12	15-4
6 USC	Pac-12	18-7
7 Wisconsin	B1G	16-6
8 Kentucky	SEC	18-4
9 Pitt	ACC	25-1
10 Washington State	Pac-12	18-6
11 UCF	American	22-3
12 Purdue	B1G	21-4
13 Michigan	B1G	19-6
14 Nebraska	B1G	18-6
15 UNI	MVC	19-8
16 Creighton	BIG EAST	22-4
17 Penn State	B1G	19-5
18 Marquette	BIG EAST	22-5
19 Baylor	Big 12	15-7
20 Oregon	Pac-12	16-8
21 Florida	SEC	20-5
22 Cal Poly	Big West	21-2
23 Cincinnati	American	21-6
24 Washington	Pac-12	15-9
25 Texas State	Sun Belt	23-6
26 South Carolina	SEC	17-6
27 UCLA	Pac-12	12-9
28 Tennessee	SEC	20-5
29 Kansas	Big 12	15-7
30 Missouri	SEC	20-5

QUICK FACTS

University NameVirginia Tech
 LocationBlacksburg, Va.
 Founded1872
 Enrollment34,440
 President..... Dr. Timothy Sands
 Director of Athletics..... Whit Babcock
 NicknameHokies
 MascotHokie Bird
 Colors..... Chicago Maroon and Burnt Orange
 Affiliation..... NCAA Division I
 Conference.....Atlantic Coast

2017 INFORMATION, 2018 PREVIEW

Overall Record 10-21
 ACC Record 4-16 (12th)
 Starters Returning/Lost..... 4 + Libero/2
 Letterwinners Returning/Lost..... 10/8
 Newcomers.....6
 Home Court..... Cassell Coliseum
 Capacity 9,275

2018 Key Information

RETURNING STARTERS (4 + Libero)

Rhegan Mitchell	S	Racked up 1,122 assists (9.93 a/s), 243 digs, 66 kills
Carol Raffety	L/DS	Team-high 440 digs, 32 SA, 102 assists
Kaity Smith	OH	Posted 309 kills, 190 digs, ACC All-Freshmen Team
Ester Talamazzi	OH	Turned in 290 kills, 229 digs, 27 aces, 24 blocks
Jaila Tolbert	RS	Tallied a team-high 318 kills (.318 clip), 2nd team All-ACC

OTHERS RETURNING (5)

Melody Caloyannides	OH	Posted 15 kills, 22 digs in 15 sets
Marisa Cerchio	MB/OH	Registered 114 kills, 25 blocks, 15 digs in 76 sets
Abby McKinzie	L/DS	Recorded 103 digs, six aces in 89 sets
Kylie Thomas	L/DS	Tallied 78 digs, eight aces in 53 sets
Kai Young	MB	Collected 20 kills, 22 blocks in 34 sets

NEWCOMERS (6)

Talyn Jackson	S	Senior Aces Top 150, NIAA all-state, three-time All-League
Sarah Jane Lynch	S	Senior Aces Top 150, GHSA all-state, AAU All-American
Angel Robinson	MB	Led North Norman HS to state finals twice, OSSAA all-state
Jennifer Williams	OH	Led Robert E. Lee HS to state final, VHSL all-state
Tessa Wyner	OH	Three-time West Virginia Gatorade Player of the Year
Peyton Yelich	MB	IHSAA all-state, led Crown Point HS to state final

STARTERS LOST (2)

Cara Cunningham	MB	Team-high 81 blocks, 132 kills, hit .246
Stacey Christy	MB	Hit .291 with 160 kills, 70 blocks

No.	Name	Pos.	Ht.	Cl.	Hometown	High School (Previous School)
1	Kaity Smith	OH	6'1"	So.	Florence, Ky.	Randall Cooper
4	Jaila Tolbert	RS	6'1"	Sr.	Minneapolis, Minn.	Breck School
5	Carol Raffety	L/DS	5'11"	Jr.	Novato, Calif.	Marin Catholic
6	Angel Robinson	MB	6'0"	Fr.	Norman, Okla.	Norman North
7	Tessa Wyner	OH	5'11"	Fr.	Charleston, W.Va.	George Washington
9	Rhegan Mitchell	S	5'8"	r-Sr.	Peachtree City, Ga.	McIntosh
10	Kylie Thomas	L/DS	5'7"	So.	Sterling, Va.	Potomac Falls
11	Sarah Jane Lynch	S	6'2"	Fr.	Roswell, Ga.	Mount Pisgah Christian
13	Peyton Yelich	MB	6'3"	Fr.	Crown Point, Ind.	Crown Point
14	Ester Talamazzi	OH	6'0"	So.	Campo Ligure, Genoa, Italy	Liceo Scientifico A. Antonelli
16	Jennifer Williams	OH	6'1"	Fr.	Staunton, Va.	Robert E. Lee
19	Marisa Cerchio	MB/OH	6'3"	So.	Cincinnati, Ohio	Turpin
20	Abby McKinzie	L/DS	5'9"	Jr.	East Leroy, Mich.	St. Philip Catholic Central
21	Melody Caloyannides	OH	6'0"	Jr.	Reston, Va.	South Lakes
22	Kai Young	MB	5'11"	So.	Charlotte, N.C.	Charlotte Christian
23	Talyn Jackson	S	5'11"	Fr.	Gardnerville, Nev.	Douglas

Head Coach: Jill Wilson (LSU, 2001), 2nd Season

Associate Head Coach: John Wasielewski (Penn State, 1990), 2nd season

Assistant Coach: Thomas Amberg (UCLA, 2012), 2nd season

Volunteer Assistant Coach: Kayla Schanback (Campbell, 2018), 1st season

Director of Operations: Leah Joseph (Georgia Southern, 2016), 2nd season

Head Manager: Kayla Resco, 2nd season

Pronunciations

Melody Caloyannides: cal-oh-yahn-EE-dis	Marisa Cerchio: SIR-ko	Jaila Tolbert: JAY-lah
Ester Talamazzi: Tal-uh-MAHT-zee	Talyn Jackson: TAL-lynn	Peyton Yelich: Yell-it-itch
John Wasielewski: Was-uh-LEW-ski	Rhegan Mitchell: like (Ronald) Reagan	





2018 ACC Standings

Team	Overall	ACC	Pct.
1. No. 10 Pitt	25-1	13-1	.962
2. [RV] Florida State	16-8	12-2	.667
3. [RV] Louisville	18-7	11-3	.720
Syracuse	15-7	11-3	.682
5. Notre Dame	15-9	9-5	.625
Miami (Fla.)	13-8	9-5	.636
7. Duke	14-9	8-6	.609
8. NC State	12-12	6-8	.500
9. Georgia Tech	16-11	5-9	.593
Virginia Tech	14-12	5-9	.538
Clemson	14-13	5-9	.519
12. Boston College	13-13	3-11	.500
Wake Forest	8-18	3-11	.308
Virginia	7-17	3-11	.292
15. North Carolina	6-17	2-12	.261

2018 Preseason ACC Coaches' Poll

- Pitt (196 points)
- Louisville (180)
- Florida State (171)
- Notre Dame (137)
- Duke (134)
- North Carolina (121)
- Miami (Fla.) (117)
- NC State (117)
- Syracuse (110)
- Georgia Tech (68)
- Virginia Tech (55)**
- Clemson (54)
- Wake Forest (51)
- Virginia (37)
- Boston College (27)

2018 ACC Preseason All-Conference

Kaylin Korte, Sr., OH/RS, Clemson
 Leah Meyer, Jr., MB, Duke
 Payton Caffrey, Jr., OH, Florida State
 Taryn Knuth, So., MB, Florida State
 Jasmine Bennett, Sr., MB, Louisville
 Melanie McHenry, Jr., OH, Louisville
 Wilma Rivera, Sr., S, Louisville
 Molly Sauer, Sr., L, Louisville
 Haley Templeton, R-Sr., S, Miami
 Melissa Evans, So., OPP, NC State
 Kylie Pickrell, Sr., S, NC State
 Ryann DeJarld, Sr., L, Notre Dame
 Jemma Yeadon, Jr., OH, Notre Dame
 Kamalani Akeo, Sr., S, Pitt
 Nika Markovic, Jr., RS, Pitt
 Stephanie Williams, R-Jr., OH, Pitt
 Santita Ebangwese, Sr., MB, Syracuse
Jaila Tolbert, Sr., RS, Virginia Tech

GREENSBORO, N.C. – Pitt has been chosen as the 2018 Atlantic Coast Conference volleyball preseason favorite in a vote of the league's 15 head coaches, announced on Aug. 3.

The reigning ACC Co-Champion Panthers received all 14 possible first-place votes and 196 points, as coaches were not allowed to vote for their own teams.

CLIMBING THE LADDER

- Junior libero Carol Raffety is working her way up the all-time career digs list at Tech.
- Heading into the season with 921 digs, Raffety became the 18th Hokie in the 1,000-dig club on Sept. 7 against IUPUI at the Bobcat Invitational.
- The California native has passed 11 Hokies on the list so far, now being No. 7 all-time with 1,262.

#	Name	Years	Digs
1.	Amanda Cloyd	2004-07	2,200
2.	Heather Berglund	1990-93	1,710
3.	Jill Gergen	2005-09	1,708
4.	Lisa Pikalek	1989-92	1,591
5.	Morgan O'Neill	2009-12	1,516
6.	Lindsey Owens	2013-16	1,309
7.	Carol Raffety	2016-present	1,262
8.	Annie Spicer	2001-04	1,244
9.	Meredith Braine	1995-98	1,241
10.	Justine Record	2008-11	1,238
11.	Terrie Zubert	1994-97	1,170
12.	Amanda McKinzie	2013-16	1,168
13.	Jenni McFadden	1991-94	1,150
14.	Melissa Markowski	2002-05	1,124
15.	Rachel Julian	1996-99	1,105
16.	Ana Lang	1999-02	1,078
17.	Kenedy McGrath	2012-15	1,045
18.	Amanda Yelsh	1991-94	1,012

SENIOR CLASS AWARD

- Senior Jaila Tolbert was selected as a Senior CLASS Award candidate on Oct. 1.
- The right-side hitter is one of 30 volleyball student-athletes to make the cut and the first-ever Tech volleyball player to be named a candidate.
- She is the first Hokie in any sport to be selected since 2016 (Murielle Tiernan, women's soccer). Tolbert is one of four players out of the ACC.
- To be eligible for the award, a student-athlete must be classified as an NCAA Division I senior and have notable achievements in four areas of excellence: community, classroom, character and competition.
- The definition of a student-athlete, Tolbert is the lone ACC representative on NCAA Division I SAAC, has done community outreach at a local elementary school in Blacksburg and was All-ACC second-team last fall.

CURRY SAYS A FEW WORDS

- Tech volleyball alum Sonya Curry, formerly Adams and wife of Tech men's basketball standout Dell Curry, was in Charlotte last weekend and gave the Hokies a pep talk before their match against the 49ers inside Halton Arena.
- The talk, which was giving them encouragement on and off the court, seemed to work as Tech went on to stay perfect on the weekend with a 3-2 win over Charlotte.



ACC RANKS

- Tech is No. 5 in the ACC for service aces with 1.39, while being No. 4 for opponent kills with 12.11.
- Sophomore Kaity Smith has the seventh-best average for kills per set (3.53) and sixth-best points per set mark (3.94) in the league.
- Outside hitter Ester Talamazzi owns the fifth-best aces per set mark (0.36) in the league. Her eight aces against William & Mary on Aug. 31 tied the second-most mark in school history with Annie Spicer on Sept. 10, 2004, versus ULM.
- Redshirt senior Rhegan Mitchell is No. 8 for assists per set (8.79) and sophomore Marisa Cerchio has the 10th-best blocks per set (1.06).
- Carol Raffety is No. 6 for digs per set with 3.83.

TIDBITS

- Tech had one of its best matches of the season against Boston College on Sunday, hitting the third-highest clip in ACC play (.302) in the Jill Wilson era and owning 10 blocks, tying an ACC season high.
- Jaila Tolbert was the first Hokie to rack up 20 kills in a match this season, pounding down 21 versus Syracuse last Friday, and the first since Nov. 22, 2017, when Kaity Smith had 21 against Virginia.

A WIN WOULD

- A win against the Cavaliers would be Tech's seventh in a row in the series, dating back to a 3-2 win in 2015 inside Cassell Coliseum on Nov. 28.
- It also would give the Hokies a full point in the Commonwealth Clash presented by Virginia529, as well as making Jill Wilson a perfect 4-0 against UVA.
- Tech is 12-20 all-time in Charlottesville, including a 6-2 record since 2010.

RPI INFO

- The NCAA released the Ratings Percentage Index on Monday, its fifth release of the season.
- Tech came in at No. 128, the 11th-best in the ACC, ahead of No. 171 North Carolina, No. 182 Boston College, No. 218 Wake Forest and No. 221 Virginia.
- The ACC has seven teams in the top 50, with Pitt (9), Florida State (32), Syracuse (33), Louisville (36), Duke (41), Miami (Fla.) (48) and Notre Dame (49).
- Among the Power Five, the ACC is tied with the Big Ten for the second-most teams (8) in the top 50. The Pac-12 (9), SEC (5) and Big 12 (3) round out the rest.
- The Hokies finished with the No. 183 RPI in 2017, which was the 12th-best in the ACC topping Virginia (197), Boston College (227) and Clemson (258).

USA - TOLBERT

- Jaila Tolbert tried out in Colorado Springs, Colorado this spring and made the U.S. Collegiate National Team.
- The Minnesota native competed on the red, white blue in Detroit for over a week with 23 other collegiate student-athletes.
- She was assigned to one of two 12-member teams that played three exhibitions against each other, with her team winning 2-1.
- Tolbert hopes to bring what she learned on the trip back to Tech and on the court.



LAST TIME THE TEAM...

Won a match	Boston College, 3-0, 11/4/18
Lost a match	Syracuse, 3-1, 11/2/18
Won at home	Boston College, 3-0, 11/4/18
Lost at home	Syracuse, 3-1, 11/2/18
Won on the road	at Georgia Tech, 3-0, 10/5/18
Lost on the road	at Florida State, 3-0, 10/28/18
Won in three sets	Boston College, 3-0, 11/4/18
Lost in three sets	at Florida State, 3-0, 10/28/18
Won in four sets	at Ohio, 3-1, 9/7/18
Lost in four sets	Syracuse, 3-1, 11/2/18
Won in five sets	Wake Forest, 3-2, 10/19/18
Lost in five sets	Duke, 3-2, 10/21/18
Beat an ACC team	Boston College, 3-0, 11/4/18
Lost to an ACC team	Syracuse, 3-1, 11/2/18
Beat an ACC team at home	Boston College, 3-0, 11/4/18
Lost to an ACC team at home	Syracuse, 3-1, 11/2/18
Beat an ACC team on the road	at Georgia Tech, 3-0, 10/5/18
Lost to an ACC team on the road	at Florida State, 3-0, 10/28/18
Beat a nonconference team	VCU, 3-0, 9/11/18
Lost to a nonconference team	at UTSA, 3-1, 9/16/18
Beat nonconference team at home	VCU, 3-0, 9/11/18
Lost to nonconference team at home	ETSU, 3-0, 9/16/17
Beat nonconference team on road	at Ohio, 3-1, 9/7/18
Lost to nonconference team on road	at UTSA, 3-1, 9/16/18
Beat a ranked team	at No. 19 Michigan State, 3-1, 9/4/15
Lost to a ranked team	at No. 22 Louisville, 10/12/18
Beat an unranked team	Boston College, 3-0, 11/4/18
Lost to an unranked team	Syracuse, 3-1, 11/2/18

Started a season 9-0	2009
Was 10 matches over .500 in a season	2013 (11 matches over .500 at 12-1)
Had 70 or more kills in a match	Idaho State, 75, 8/25/17
Had 200 or more attacks in a match	Chattanooga, 204, 9/19/15
Hit .300 or better in a match	Boston College, .302, 11/4/18
Hit .400 or better in a match	vs. South Dakota State, .402, 8/25/17
Had 65 or more assists in a match	at Charlotte, 67, 08/25/18
Had 10 or more aces in a match	at Georgia Tech, 10, 10/5/18
Had 75 or more digs in a match	at Charlotte, 81, 08/25/18
Had 85 or more digs in a match	Appalachian State, 85, 08/26/16
Had 10.0 or more blocks in a match	Boston College, 10, 11/4/18
Had 20.0 or more blocks in a match	Virginia, 20, 11/28/15

		
Hitting Percentage	.183	.208
Kills per set	12.17	12.63
Assists per set	11.40	11.77
Digs per set	13.62	13.48
Blocks per set	2.23	1.96
Aces per set	1.27	1.39

TEAM AVERAGES

- Tech owns four of the six categories against the Cavaliers, including a hitting percentage average .025 better. However, Virginia is quite a bit better at the net defensively, owning a 0.27 advantage in blocks.
- Arguably two of the better liberos in the ACC will go at it, as Kelsey Miller (4.01) and Carol Raffety (3.83) are No. 5 and 6 in the ACC league for digs per set.

LAST TIME AN INDIVIDUAL...

Had 20 or more kills in a match	Syracuse, 21, Jaila Tolbert, 11/2/18
Had 30 or more kills in a match	vs. Idaho State, 30, Kaity Smith, 8/25/17
Had 50 or more attacks in a match	Duke, 50, Jaila Tolbert, 10/21/18
Hit over .500 in a match	Boston College, .533, Marisa Cerchio, 11/4/18
Hit over .600 in a match	VCU, .625, Jaila Tolbert, 9/11/18
Hit over .800 in a match	William & Mary, .812, Marisa Cerchio, 8/31/18
Had 45 or more assists in a match	Robert Morris, 45, Talyn Jackson, 9/1/18
Had 55 or more assists in a match	Duke, 55, Rhegan Mitchell, 10/22/17
Had 70 or more assists in a match	Liberty, 86, Kelli O'Dell, 10/17/00
Had 4 or more aces in a match	Robert Morris, 4, Abby McKinzie, 9/1/18
Had 8 or more aces in a match	William & Mary, 8, Ester Talamazzi, 8/31/18
Had 25 or more digs in a match	Wake Forest, 26, Carol Raffety, 10/19/18
Had 30 or more digs in a match	Georgia Tech, 30, Morgan O'Neil, 11/3/12
Had 10 or more blocks in a match	at Charlotte, 10, Marisa Cerchio, 8/25/18
Had 15 or more blocks in a match	West Virginia, 17, Cheryl Stinson, 10/5/01
Opponent had less than 30 kills in a match	North Carolina, 27, 9/28/18
Two players had 17 or more kills each in a match	Jaila Tolbert (19) & Kaity Smith (17) Duke, 10/21/19

What's a Hokie?



The answer leads all the way back to 1896 when Virginia Agricultural and Mechanical College changed its name to Virginia Polytechnic Institute. With the change came the necessity for writing a new cheer and a contest for such a purpose was held by the student body.

Senior O.M. Stull won first prize for his "Hokie" yell which is still used today. Later, when asked if "Hokie" had any special meaning, Stull explained the word was solely the product of his imagination and was used only as an attention-getter for his yell. It soon became a nickname for all Tech teams and for those people loyal to Tech athletics.

The official university school colors - Chicago Maroon and Burnt Orange - also were introduced in 1896. The colors were chosen by a committee because they made a 'unique combination' not worn elsewhere at the time. The official definition of "hokie" is "a loyal Virginia Tech Fan".

RETURNING NUMBERS

- To open the 2018 season, Virginia Tech returns almost all of its kills, assists and digs personnel, but will need a push in the blocks department with departing middle blockers Stacey Christy and Cara Cunningham.

Returning Kills	Assists	Digs	Blocks	Points
2018	78.3%	95.3%	90.4%	21.4% 76.2%


'17 CLASS OF ACC COACHES

- The Atlantic Coast Conference entered 2017 with four new head coaches from its 15 member institutions, including Clemson's Michaela Franklin, Louisville's Dani Busboom Kelly, Virginia's Aaron Smith and Virginia Tech's Jill Wilson.
- Of the four in their second seasons, the Cardinals' Busboom Kelly owns the best winning percentage (.764), followed by the Hokies' Wilson (.418), the Tigers' Franklin (.345) and the Cavaliers' Smith (.264).
- Previously, Busboom Kelly was an assistant coach at Nebraska, Franklin was the associate head coach at Iowa, Wilson was the associate head coach at LSU and Smith was the associate head coach at Virginia, then was promoted by the Cavaliers' athletics director at the time, Craig Littlepage.

Name	Team	Overall	ACC	Home	Away	Neutral
Dani Busboom Kelly	Louisville	43-14	28-5	24-4	14-7	5-3
Jill Wilson	Virginia Tech	24-33	9-25	11-13	6-16	7-4
Michaela Franklin	Clemson	21-39	7-27	12-15	3-22	5-4
Aaron Smith	Virginia	14-41	6-28	8-17	5-19	1-5

YEAR 2

- Virginia Tech Athletics last summer implemented a new design on the playing surface at Cassell Coliseum. The basketball and volleyball court displays three iconic campus spots - Torgerson Bridge, Burruss Hall and War Memorial Chapel.
- In addition to the court redesign, Tech redid the floors at the men's basketball practice facility and volleyball practice gym, at a cost of about \$35,000.



RECORD WHEN...

Overall:	14-12
Home:	8-4
Away:	3-6
Neutral:	3-2
Three-set match:	9-8
Four-set match:	3-3
Five-set match:	2-1
Win first set:	11-2
Lose first set:	3-10
Win first two sets:	10-1
Split first two sets:	3-3
Lose first two sets:	1-8
Against top-25 teams:	0-3
Against unranked teams:	14-9
ACC:	5-9
Home:	4-4
Away:	1-5
Three-set match:	4-6
Four-set match:	0-2
Five-set match:	1-1
Win first set:	5-2
Lose first set:	0-7
Win first two sets:	4-1
Split first two sets:	1-2
Lose first two sets:	0-6
Against top-25 teams:	0-2
Higher hitting % than opponent:	13-0
Lower hitting % than opponent:	1-10
Hit over .400:	0-0
Hit over .300:	5-0
Hit over .200:	5-3
Hit under .200:	2-9
Opponent hits under .200:	12-0
More kills than opponent:	15-0
Fewer kills than opponent:	0-11
Same kills as opponent:	0-0
More service aces than opponent:	12-3
Fewer service aces than opponent:	2-9
Same service aces as opponent:	0-0
More digs than opponent:	10-3
Fewer digs than opponent:	3-9
Same digs as opponent:	1-0
More blocks than opponent:	12-1
Fewer blocks than opponent:	1-10
Same blocks as opponent:	1-1
On Tuesday:	1-0
On Wednesday:	0-0
On Friday:	8-4
On Saturday:	3-2
On Sunday:	2-6
In August:	5-0
In September:	6-5
In October:	2-6
In November:	1-1
Current set winning streak:	3
Current set losing streak:	-
Longest set winning streak:	9
Longest set losing streak:	9
Current match winning streak:	1
Current match losing streak:	-
Current ACC match winning streak:	1
Current ACC match losing streak:	-
Longest match winning streak:	6
Longest match losing streak:	3
Current home winning streak:	1
Current home losing streak:	-
Current home ACC winning streak:	1
Current home ACC losing streak:	-

LAST TIME at VIRGINIA (Sept. 27, 2017)

- Ester Talamazzi tallied a double-double with 16 kills on .361 clip and 16 digs with four service aces.
- Rhegan Mitchell filled up the stat sheet, owning 42 assists, eight digs, three blocks and four kills.
- Tech hit .339, marking the highest-ever clip in a conference match during the Jill Wilson era.

	Volleyball Box Score The Automated ScoreBook Virginia Tech vs Virginia (Sep 27, 2017 at Charlottesville, Va.)																																																																																																																																																																																						
# Virginia Tech	<table border="1"> <thead> <tr> <th colspan="3">Attack</th> <th colspan="3">Serve</th> <th colspan="3">Block</th> <th rowspan="2">BH</th> <th rowspan="2">Pts</th> </tr> <tr> <th>S</th><th>K</th><th>E TA</th> <th>SA</th><th>SE</th><th>RE</th> <th>BS</th><th>BA</th><th>BE</th> </tr> </thead> <tbody> <tr><td>1</td><td>Katy Smith</td><td>11</td><td>0</td><td>0</td><td>0</td><td>0</td><td>0</td><td>0</td><td>0</td><td>0</td><td>-</td></tr> <tr><td>3</td><td>Cara Cunningham</td><td>4</td><td>7</td><td>1</td><td>11</td><td>545</td><td>0</td><td>0</td><td>0</td><td>0</td><td>0</td></tr> <tr><td>4</td><td>Jaila Tolbert</td><td>4</td><td>8</td><td>2</td><td>18</td><td>333</td><td>1</td><td>0</td><td>0</td><td>1</td><td>1</td></tr> <tr><td>6</td><td>Stacey Christy</td><td>4</td><td>6</td><td>1</td><td>13</td><td>385</td><td>1</td><td>0</td><td>0</td><td>1</td><td>6</td></tr> <tr><td>9</td><td>Rhegan Mitchell</td><td>4</td><td>4</td><td>1</td><td>12</td><td>250</td><td>42</td><td>2</td><td>0</td><td>8</td><td>0</td></tr> <tr><td>14</td><td>Ester Talamazzi</td><td>4</td><td>16</td><td>3</td><td>36</td><td>361</td><td>2</td><td>4</td><td>4</td><td>0</td><td>1</td></tr> <tr><td>5</td><td>Carol Raffety</td><td>4</td><td>0</td><td>0</td><td>1</td><td>000</td><td>5</td><td>1</td><td>0</td><td>16</td><td>0</td></tr> <tr><td>8</td><td>Alex Toben</td><td>1</td><td>0</td><td>0</td><td>0</td><td>000</td><td>0</td><td>1</td><td>0</td><td>0</td><td>0</td></tr> <tr><td>10</td><td>Kylie Thomas</td><td>4</td><td>6</td><td>1</td><td>13</td><td>385</td><td>1</td><td>0</td><td>0</td><td>1</td><td>6</td></tr> <tr><td>19</td><td>Marisa Cerchio</td><td>4</td><td>12</td><td>5</td><td>26</td><td>269</td><td>0</td><td>0</td><td>0</td><td>1</td><td>2</td></tr> <tr><td>20</td><td>Abby McKinzie</td><td>4</td><td>0</td><td>0</td><td>1</td><td>000</td><td>0</td><td>0</td><td>0</td><td>1</td><td>0</td></tr> <tr><td>Team</td><td></td><td></td><td></td><td></td><td></td><td></td><td></td><td></td><td></td><td></td><td></td></tr> <tr><td>Totals</td><td></td><td>4</td><td>53</td><td>13</td><td>118</td><td>339</td><td>51</td><td>7</td><td>9</td><td>3</td><td>49</td><td>1</td></tr> </tbody> </table>	Attack			Serve			Block			BH	Pts	S	K	E TA	SA	SE	RE	BS	BA	BE	1	Katy Smith	11	0	0	0	0	0	0	0	0	-	3	Cara Cunningham	4	7	1	11	545	0	0	0	0	0	4	Jaila Tolbert	4	8	2	18	333	1	0	0	1	1	6	Stacey Christy	4	6	1	13	385	1	0	0	1	6	9	Rhegan Mitchell	4	4	1	12	250	42	2	0	8	0	14	Ester Talamazzi	4	16	3	36	361	2	4	4	0	1	5	Carol Raffety	4	0	0	1	000	5	1	0	16	0	8	Alex Toben	1	0	0	0	000	0	1	0	0	0	10	Kylie Thomas	4	6	1	13	385	1	0	0	1	6	19	Marisa Cerchio	4	12	5	26	269	0	0	0	1	2	20	Abby McKinzie	4	0	0	1	000	0	0	0	1	0	Team												Totals		4	53	13	118	339	51	7	9	3	49	1					
Attack			Serve			Block			BH	Pts																																																																																																																																																																													
S	K	E TA	SA	SE	RE	BS	BA	BE																																																																																																																																																																															
1	Katy Smith	11	0	0	0	0	0	0	0	0	-																																																																																																																																																																												
3	Cara Cunningham	4	7	1	11	545	0	0	0	0	0																																																																																																																																																																												
4	Jaila Tolbert	4	8	2	18	333	1	0	0	1	1																																																																																																																																																																												
6	Stacey Christy	4	6	1	13	385	1	0	0	1	6																																																																																																																																																																												
9	Rhegan Mitchell	4	4	1	12	250	42	2	0	8	0																																																																																																																																																																												
14	Ester Talamazzi	4	16	3	36	361	2	4	4	0	1																																																																																																																																																																												
5	Carol Raffety	4	0	0	1	000	5	1	0	16	0																																																																																																																																																																												
8	Alex Toben	1	0	0	0	000	0	1	0	0	0																																																																																																																																																																												
10	Kylie Thomas	4	6	1	13	385	1	0	0	1	6																																																																																																																																																																												
19	Marisa Cerchio	4	12	5	26	269	0	0	0	1	2																																																																																																																																																																												
20	Abby McKinzie	4	0	0	1	000	0	0	0	1	0																																																																																																																																																																												
Team																																																																																																																																																																																							
Totals		4	53	13	118	339	51	7	9	3	49	1																																																																																																																																																																											
Team Attack By Set	<table border="1"> <thead> <tr><th>Set</th><th>K</th><th>E TA</th><th>Pct</th></tr> </thead> <tbody> <tr><td>1</td><td>15</td><td>7 33</td><td>.42</td></tr> <tr><td>2</td><td>6</td><td>1 11</td><td>.455</td></tr> <tr><td>3</td><td>16</td><td>2 34</td><td>.412</td></tr> <tr><td>4</td><td>16</td><td>3 40</td><td>.325</td></tr> </tbody> </table>	Set	K	E TA	Pct	1	15	7 33	.42	2	6	1 11	.455	3	16	2 34	.412	4	16	3 40	.325	<table border="1"> <thead> <tr><th>SET SCORES</th><th>1</th><th>2</th><th>3</th><th>4</th><th>Team Records:</th></tr> </thead> <tbody> <tr><td>Virginia Tech (3)</td><td>25</td><td>25</td><td>25</td><td>25</td><td>7-7, 1-2</td></tr> <tr><td>Virginia (1)</td><td>27</td><td>10</td><td>18</td><td>21</td><td>4-10, 0-3</td></tr> </tbody> </table>	SET SCORES	1	2	3	4	Team Records:	Virginia Tech (3)	25	25	25	25	7-7, 1-2	Virginia (1)	27	10	18	21	4-10, 0-3																																																																																																																																															
Set	K	E TA	Pct																																																																																																																																																																																				
1	15	7 33	.42																																																																																																																																																																																				
2	6	1 11	.455																																																																																																																																																																																				
3	16	2 34	.412																																																																																																																																																																																				
4	16	3 40	.325																																																																																																																																																																																				
SET SCORES	1	2	3	4	Team Records:																																																																																																																																																																																		
Virginia Tech (3)	25	25	25	25	7-7, 1-2																																																																																																																																																																																		
Virginia (1)	27	10	18	21	4-10, 0-3																																																																																																																																																																																		
# Virginia	<table border="1"> <thead> <tr> <th colspan="3">Attack</th> <th colspan="3">Serve</th> <th colspan="3">Block</th> <th rowspan="2">BH</th> <th rowspan="2">Pts</th> </tr> <tr> <th>S</th><th>K</th><th>E TA</th> <th>SA</th><th>SE</th><th>RE</th> <th>BS</th><th>BA</th><th>BE</th> </tr> </thead> <tbody> <tr><td>2</td><td>Alex Spencer</td><td>4</td><td>9</td><td>6</td><td>29</td><td>103</td><td>0</td><td>0</td><td>0</td><td>1</td><td>7</td><td>1</td></tr> <tr><td>5</td><td>Jane Horner</td><td>4</td><td>0</td><td>0</td><td>0</td><td>000</td><td>0</td><td>0</td><td>0</td><td>3</td><td>0</td><td>0</td></tr> <tr><td>6</td><td>Megan Wilson</td><td>4</td><td>1</td><td>0</td><td>2</td><td>500</td><td>31</td><td>0</td><td>2</td><td>0</td><td>3</td><td>0</td></tr> <tr><td>7</td><td>Jelena Novakovic</td><td>4</td><td>16</td><td>3</td><td>30</td><td>433</td><td>0</td><td>0</td><td>2</td><td>1</td><td>6</td><td>1</td></tr> <tr><td>8</td><td>Chino Anukwuem</td><td>4</td><td>6</td><td>0</td><td>14</td><td>429</td><td>1</td><td>0</td><td>0</td><td>1</td><td>1</td><td>2</td></tr> <tr><td>13</td><td>Kati Young</td><td>4</td><td>9</td><td>6</td><td>25</td><td>120</td><td>0</td><td>2</td><td>0</td><td>0</td><td>1</td><td>1</td></tr> <tr><td>3</td><td>Kelsey Miller</td><td>4</td><td>0</td><td>0</td><td>0</td><td>000</td><td>2</td><td>2</td><td>2</td><td>4</td><td>16</td><td>0</td></tr> <tr><td>12</td><td>Kiley Banker</td><td>4</td><td>1</td><td>5</td><td>11</td><td>364</td><td>0</td><td>0</td><td>0</td><td>0</td><td>1</td><td>1</td></tr> <tr><td>15</td><td>Harley Sebastian</td><td>4</td><td>7</td><td>7</td><td>24</td><td>000</td><td>0</td><td>0</td><td>0</td><td>0</td><td>0</td><td>1</td></tr> <tr><td>16</td><td>Jennifer Wineholt</td><td>3</td><td>0</td><td>0</td><td>0</td><td>000</td><td>12</td><td>0</td><td>0</td><td>0</td><td>3</td><td>0</td></tr> <tr><td>Totals</td><td></td><td>4</td><td>49</td><td>27</td><td>135</td><td>163</td><td>46</td><td>3</td><td>11</td><td>7</td><td>44</td><td>3</td></tr> </tbody> </table>	Attack			Serve			Block			BH	Pts	S	K	E TA	SA	SE	RE	BS	BA	BE	2	Alex Spencer	4	9	6	29	103	0	0	0	1	7	1	5	Jane Horner	4	0	0	0	000	0	0	0	3	0	0	6	Megan Wilson	4	1	0	2	500	31	0	2	0	3	0	7	Jelena Novakovic	4	16	3	30	433	0	0	2	1	6	1	8	Chino Anukwuem	4	6	0	14	429	1	0	0	1	1	2	13	Kati Young	4	9	6	25	120	0	2	0	0	1	1	3	Kelsey Miller	4	0	0	0	000	2	2	2	4	16	0	12	Kiley Banker	4	1	5	11	364	0	0	0	0	1	1	15	Harley Sebastian	4	7	7	24	000	0	0	0	0	0	1	16	Jennifer Wineholt	3	0	0	0	000	12	0	0	0	3	0	Totals		4	49	27	135	163	46	3	11	7	44	3	<table border="1"> <thead> <tr><th>SET SCORES</th><th>1</th><th>2</th><th>3</th><th>4</th><th>Team Records:</th></tr> </thead> <tbody> <tr><td>Virginia Tech (3)</td><td>20</td><td>21</td><td>20</td><td>4-8</td><td>(0-2 ACC)</td></tr> <tr><td>Virginia (3)</td><td>25</td><td>25</td><td>25</td><td>10-4</td><td>(1-1 ACC)</td></tr> </tbody> </table>	SET SCORES	1	2	3	4	Team Records:	Virginia Tech (3)	20	21	20	4-8	(0-2 ACC)	Virginia (3)	25	25	25	10-4	(1-1 ACC)
Attack			Serve			Block			BH	Pts																																																																																																																																																																													
S	K	E TA	SA	SE	RE	BS	BA	BE																																																																																																																																																																															
2	Alex Spencer	4	9	6	29	103	0	0	0	1	7	1																																																																																																																																																																											
5	Jane Horner	4	0	0	0	000	0	0	0	3	0	0																																																																																																																																																																											
6	Megan Wilson	4	1	0	2	500	31	0	2	0	3	0																																																																																																																																																																											
7	Jelena Novakovic	4	16	3	30	433	0	0	2	1	6	1																																																																																																																																																																											
8	Chino Anukwuem	4	6	0	14	429	1	0	0	1	1	2																																																																																																																																																																											
13	Kati Young	4	9	6	25	120	0	2	0	0	1	1																																																																																																																																																																											
3	Kelsey Miller	4	0	0	0	000	2	2	2	4	16	0																																																																																																																																																																											
12	Kiley Banker	4	1	5	11	364	0	0	0	0	1	1																																																																																																																																																																											
15	Harley Sebastian	4	7	7	24	000	0	0	0	0	0	1																																																																																																																																																																											
16	Jennifer Wineholt	3	0	0	0	000	12	0	0	0	3	0																																																																																																																																																																											
Totals		4	49	27	135	163	46	3	11	7	44	3																																																																																																																																																																											
SET SCORES	1	2	3	4	Team Records:																																																																																																																																																																																		
Virginia Tech (3)	20	21	20	4-8	(0-2 ACC)																																																																																																																																																																																		
Virginia (3)	25	25	25	10-4	(1-1 ACC)																																																																																																																																																																																		
Team Attack By Set	<table border="1"> <thead> <tr><th>Set</th><th>K</th><th>E TA</th><th>Pct</th></tr> </thead> <tbody> <tr><td>1</td><td>17</td><td>9 37</td><td>.316</td></tr> <tr><td>2</td><td>6</td><td>10 23</td><td>.214</td></tr> <tr><td>3</td><td>11</td><td>5 31</td><td>.394</td></tr> <tr><td>4</td><td>15</td><td>3 44</td><td>.273</td></tr> </tbody> </table>	Set	K	E TA	Pct	1	17	9 37	.316	2	6	10 23	.214	3	11	5 31	.394	4	15	3 44	.273	<table border="1"> <thead> <tr><th>SET SCORES</th><th>1</th><th>2</th><th>3</th><th>4</th><th>Team Records:</th></tr> </thead> <tbody> <tr><td>Virginia Tech (3)</td><td>27</td><td>10</td><td>18</td><td>21</td><td>4-10, 0-3</td></tr> </tbody> </table>	SET SCORES	1	2	3	4	Team Records:	Virginia Tech (3)	27	10	18	21	4-10, 0-3																																																																																																																																																					
Set	K	E TA	Pct																																																																																																																																																																																				
1	17	9 37	.316																																																																																																																																																																																				
2	6	10 23	.214																																																																																																																																																																																				
3	11	5 31	.394																																																																																																																																																																																				
4	15	3 44	.273																																																																																																																																																																																				
SET SCORES	1	2	3	4	Team Records:																																																																																																																																																																																		
Virginia Tech (3)	27	10	18	21	4-10, 0-3																																																																																																																																																																																		
	<table border="1"> <thead> <tr><th>TOTAL TEAM BLOCKS:</th><th>7.0</th></tr> </thead> <tbody> <tr><td>Virginia Tech (3)</td><td>7-7, 1-2</td></tr> <tr><td>Virginia (1)</td><td>4-10, 0-3</td></tr> </tbody> </table>	TOTAL TEAM BLOCKS:	7.0	Virginia Tech (3)	7-7, 1-2	Virginia (1)	4-10, 0-3																																																																																																																																																																																
TOTAL TEAM BLOCKS:	7.0																																																																																																																																																																																						
Virginia Tech (3)	7-7, 1-2																																																																																																																																																																																						
Virginia (1)	4-10, 0-3																																																																																																																																																																																						
	<table border="1"> <thead> <tr><th>TOTAL TEAM BLOCKS:</th><th>6.0</th></tr> </thead> <tbody> <tr><td>Virginia Tech (3)</td><td>11-7, 4-4, 3-6, 4-1</td></tr> </tbody> </table>	TOTAL TEAM BLOCKS:	6.0	Virginia Tech (3)	11-7, 4-4, 3-6, 4-1																																																																																																																																																																																		
TOTAL TEAM BLOCKS:	6.0																																																																																																																																																																																						
Virginia Tech (3)	11-7, 4-4, 3-6, 4-1																																																																																																																																																																																						
	<table border="1"> <thead> <tr><th>TOTAL TEAM BLOCKS:</th><th>8.0</th></tr> </thead> <tbody> <tr><td>Virginia Tech (3)</td><td>12-6, 33-182</td></tr> <tr><td>Virginia (1)</td><td>11-8, 34-108</td></tr> <tr><td>Virginia Tech (3)</td><td>7-2, 24-208</td></tr> <tr><td>Virginia Tech (3)</td><td>14-6, 38-211</td></tr> </tbody> </table>	TOTAL TEAM BLOCKS:	8.0	Virginia Tech (3)	12-6, 33-182	Virginia (1)	11-8, 34-108	Virginia Tech (3)	7-2, 24-208	Virginia Tech (3)	14-6, 38-211																																																																																																																																																																												
TOTAL TEAM BLOCKS:	8.0																																																																																																																																																																																						
Virginia Tech (3)	12-6, 33-182																																																																																																																																																																																						
Virginia (1)	11-8, 34-108																																																																																																																																																																																						
Virginia Tech (3)	7-2, 24-208																																																																																																																																																																																						
Virginia Tech (3)	14-6, 38-211																																																																																																																																																																																						
	<table border="1"> <thead> <tr><th>TOTAL TEAM BLOCKS:</th><th>8.0</th></tr> </thead> <tbody> <tr><td>Virginia Tech (3)</td><td>12-6, 33-182</td></tr> <tr><td>Virginia (1)</td><td>11-8, 34-108</td></tr> <tr><td>Virginia Tech (3)</td><td>7-2, 24-208</td></tr> <tr><td>Virginia Tech (3)</td><td>14-6, 38-211</td></tr> </tbody> </table>	TOTAL TEAM BLOCKS:	8.0	Virginia Tech (3)	12-6, 33-182	Virginia (1)	11-8, 34-108	Virginia Tech (3)	7-2, 24-208	Virginia Tech (3)	14-6, 38-211																																																																																																																																																																												
TOTAL TEAM BLOCKS:	8.0																																																																																																																																																																																						
Virginia Tech (3)	12-6, 33-182																																																																																																																																																																																						
Virginia (1)	11-8, 34-108																																																																																																																																																																																						
Virginia Tech (3)	7-2, 24-208																																																																																																																																																																																						
Virginia Tech (3)	14-6, 38-211																																																																																																																																																																																						
	<table border="1"> <thead> <tr><th>TOTAL TEAM BLOCKS:</th><th>8.0</th></tr> </thead> <tbody> <tr><td>Virginia Tech (3)</td><td>12-6, 33-182</td></tr> <tr><td>Virginia (1)</td><td>11-8, 34-108</td></tr> <tr><td>Virginia Tech (3)</td><td>7-2, 24-208</td></tr> <tr><td>Virginia Tech (3)</td><td>14-6, 38-211</td></tr> </tbody> </table>	TOTAL TEAM BLOCKS:	8.0	Virginia Tech (3)	12-6, 33-182	Virginia (1)	11-8, 34-108	Virginia Tech (3)	7-2, 24-208	Virginia Tech (3)	14-6, 38-211																																																																																																																																																																												
TOTAL TEAM BLOCKS:	8.0																																																																																																																																																																																						
Virginia Tech (3)	12-6, 33-182																																																																																																																																																																																						
Virginia (1)	11-8, 34-108																																																																																																																																																																																						
Virginia Tech (3)	7-2, 24-208																																																																																																																																																																																						
Virginia Tech (3)	14-6, 38-211																																																																																																																																																																																						
	<table border="1"> <thead> <tr><th>TOTAL TEAM BLOCKS:</th><th>8.0</th></tr> </thead> <tbody> <tr><td>Virginia Tech (3)</td><td>12-6, 33-182</td></tr> <tr><td>Virginia (1)</td><td>11-8, 34-108</td></tr> <tr><td>Virginia Tech (3)</td><td>7-2, 24-208</td></tr> <tr><td>Virginia Tech (3)</td><td>14-6, 38-211</td></tr> </tbody> </table>	TOTAL TEAM BLOCKS:	8.0	Virginia Tech (3)	12-6, 33-182	Virginia (1)	11-8, 34-108	Virginia Tech (3)	7-2, 24-208	Virginia Tech (3)	14-6, 38-211																																																																																																																																																																												
TOTAL TEAM BLOCKS:	8.0																																																																																																																																																																																						
Virginia Tech (3)	12-6, 33-182																																																																																																																																																																																						
Virginia (1)	11-8, 34-108																																																																																																																																																																																						
Virginia Tech (3)	7-2, 24-208																																																																																																																																																																																						
Virginia Tech (3)	14-6, 38-211																																																																																																																																																																																						
	<table border="1"> <thead> <tr><th>TOTAL TEAM BLOCKS:</th><th>8.0</th></tr> </thead> <tbody> <tr><td>Virginia Tech (3)</td><td>12-6, 33-182</td></tr> <tr><td>Virginia (1)</td><td>11-8, 34-108</td></tr> <tr><td>Virginia Tech (3)</td><td>7-2, 24-208</td></tr> <tr><td>Virginia Tech (3)</td><td>14-6, 38-211</td></tr> </tbody> </table>	TOTAL TEAM BLOCKS:	8.0	Virginia Tech (3)	12-6, 33-182	Virginia (1)	11-8, 34-108	Virginia Tech (3)	7-2, 24-208	Virginia Tech (3)	14-6, 38-211																																																																																																																																																																												
TOTAL TEAM BLOCKS:	8.0																																																																																																																																																																																						
Virginia Tech (3)	12-6, 33-182																																																																																																																																																																																						
Virginia (1)	11-8, 34-108																																																																																																																																																																																						
Virginia Tech (3)	7-2, 24-208																																																																																																																																																																																						
Virginia Tech (3)	14-6, 38-211																																																																																																																																																																																						
	<table border="1"> <thead> <tr><th>TOTAL TEAM BLOCKS:</th><th>8.0</th></tr> </thead> <tbody> <tr><td>Virginia Tech (3)</td><td>12-6, 33-182</td></tr> <tr><td>Virginia (1)</td><td>11-8, 34-108</td></tr> <tr><td>Virginia Tech (3)</td><td>7-2, 24-208</td></tr> <tr><td>Virginia Tech (3)</td><td>14-6, 38-211</td></tr> </tbody> </table>	TOTAL TEAM BLOCKS:	8.0	Virginia Tech (3)	12-6, 33-182	Virginia (1)	11-8, 34-108	Virginia Tech (3)	7-2, 24-208	Virginia Tech (3)	14-6, 38-211																																																																																																																																																																												
TOTAL TEAM BLOCKS:	8.0																																																																																																																																																																																						
Virginia Tech (3)	12-6, 33-182																																																																																																																																																																																						
Virginia (1)	11-8, 34-108																																																																																																																																																																																						
Virginia Tech (3)	7-2, 24-208																																																																																																																																																																																						
Virginia Tech (3)	14-6, 38-211																																																																																																																																																																																						
	<table border="1"> <thead> <tr><th>TOTAL TEAM BLOCKS:</th><th>8.0</th></tr> </thead> <tbody> <tr><td>Virginia Tech (3)</td><td>12-6, 33-182</td></tr> <tr><td>Virginia (1)</td><td>11-8, 34-108</td></tr> <tr><td>Virginia Tech (3)</td><td>7-2, 24-208</td></tr> <tr><td>Virginia Tech (3)</td><td>14-6, 38-211</td></tr> </tbody> </table>	TOTAL TEAM BLOCKS:	8.0	Virginia Tech (3)	12-6, 33-182	Virginia (1)	11-8, 34-108	Virginia Tech (3)	7-2, 24-208	Virginia Tech (3)	14-6, 38-211																																																																																																																																																																												
TOTAL TEAM BLOCKS:	8.0																																																																																																																																																																																						
Virginia Tech (3)	12-6, 33-182																																																																																																																																																																																						
Virginia (1)	11-8, 34-108																																																																																																																																																																																						
Virginia Tech (3)	7-2, 24-208																																																																																																																																																																																						
Virginia Tech (3)	14-6, 38-211																																																																																																																																																																																						
	<table border="1"> <thead> <tr><th>TOTAL TEAM BLOCKS:</th><th>8.0</th></tr> </thead> <tbody> <tr><td>Virginia Tech (3)</td><td>12-6, 33-182</td></tr> <tr><td>Virginia (1)</td><td>11-8, 34-108</td></tr> <tr><td>Virginia Tech (3)</td><td>7-2, 24-208</td></tr> <tr><td>Virginia Tech (3)</td><td>14-6, 38-211</td></tr> </tbody> </table>	TOTAL TEAM BLOCKS:	8.0	Virginia Tech (3)	12-6, 33-182	Virginia (1)	11-8, 34-108	Virginia Tech (3)	7-2, 24-208	Virginia Tech (3)	14-6, 38-211																																																																																																																																																																												
TOTAL TEAM BLOCKS:	8.0																																																																																																																																																																																						
Virginia Tech (3)	12-6, 33-182																																																																																																																																																																																						
Virginia (1)	11-8, 34-108																																																																																																																																																																																						
Virginia Tech (3)	7-2, 24-208																																																																																																																																																																																						
Virginia Tech (3)	14-6, 38-211																																																																																																																																																																																						
	<table border="1"> <thead> <tr><th>TOTAL TEAM BLOCKS:</th><th>8.0</th></tr> </thead> <tbody> <tr><td>Virginia Tech (3)</td><td>12-6, 33-182</td></tr> <tr><td>Virginia (1)</td><td>11-8, 34-108</td></tr> <tr><td>Virginia Tech (3)</td><td>7-2, 24-208</td></tr> <tr><td>Virginia Tech (3)</td><td>14-6, 38-211</td></tr> </tbody> </table>	TOTAL TEAM BLOCKS:	8.0	Virginia Tech (3)	12-6, 33-182	Virginia (1)	11-8, 34-108	Virginia Tech (3)	7-2, 24-208	Virginia Tech (3)	14-6, 38-211																																																																																																																																																																												
TOTAL TEAM BLOCKS:	8.0																																																																																																																																																																																						
Virginia Tech (3)	12-6, 33-182																																																																																																																																																																																						
Virginia (1)	11-8, 34-108																																																																																																																																																																																						
Virginia Tech (3)	7-2, 24-208																																																																																																																																																																																						
Virginia Tech (3)	14-6, 38-211																																																																																																																																																																																						
	<table border="1"> <thead> <tr><th>TOTAL TEAM BLOCKS:</th><th>8.0</th></tr> </thead> <tbody> <tr><td>Virginia Tech (3)</td><td>12-6, 33-182</td></tr> <tr><td>Virginia (1)</td><td>11-8, 34-108</td></tr> <tr><td>Virginia Tech (3)</td><td>7-2, 24-208</td></tr> <tr><td>Virginia Tech (3)</td><td>14-6, 38-211</td></tr> </tbody> </table>	TOTAL TEAM BLOCKS:	8.0	Virginia Tech (3)	12-6, 33-182	Virginia (1)	11-8, 34-108	Virginia Tech (3)	7-2, 24-208	Virginia Tech (3)	14-6, 38-211																																																																																																																																																																												
TOTAL TEAM BLOCKS:	8.0																																																																																																																																																																																						
Virginia Tech (3)	12-6, 33-182																																																																																																																																																																																						
Virginia (1)	11-8, 34-108																																																																																																																																																																																						
Virginia Tech (3)	7-2, 24-208																																																																																																																																																																																						
Virginia Tech (3)	14-6, 38-211																																																																																																																																																																																						
	<table border="1"> <thead> <tr><th>TOTAL TEAM BLOCKS:</th><th>8.0</th></tr> </thead> <tbody> <tr><td>Virginia Tech (3)</td><td>12-6, 33-182</td></tr> <tr><td>Virginia (1)</td><td>11-8, 34-108</td></tr> <tr><td>Virginia Tech (3)</td><td>7-2, 24-208</td></tr> <tr><td>Virginia Tech (3)</td><td>14-6, 38-211</td></tr> </tbody> </table>	TOTAL TEAM BLOCKS:	8.0	Virginia Tech (3)	12-6, 33-182	Virginia (1)	11-8, 34-108	Virginia Tech (3)	7-2, 24-208	Virginia Tech (3)	14-6, 38-211																																																																																																																																																																												
TOTAL TEAM BLOCKS:	8.0																																																																																																																																																																																						
Virginia Tech (3)	12-6, 33-182																																																																																																																																																																																						
Virginia (1)	11-8, 34-108																																																																																																																																																																																						
Virginia Tech (3)	7-2, 24-208																																																																																																																																																																																						
Virginia Tech (3)	14-6, 38-211																																																																																																																																																																																						
	<table border="1"> <thead> <tr><th>TOTAL TEAM BLOCKS:</th><th>8.0</th></tr> </thead> <tbody> <tr><td>Virginia Tech (3)</td><td>12-6, 33-182</td></tr> <tr><td>Virginia (1)</td><td>11-8, 34-108</td></tr> <tr><td>Virginia Tech (3)</td><td>7-2, 24-208</td></tr> <tr><td>Virginia Tech (3)</td><td>14-6, 38-211</td></tr> </tbody> </table>	TOTAL TEAM BLOCKS:	8.0	Virginia Tech (3)	12-6, 33-182	Virginia (1)	11-8, 34-108	Virginia Tech (3)	7-2, 24-208	Virginia Tech (3)	14-6, 38-211																																																																																																																																																																												
TOTAL TEAM BLOCKS:	8.0																																																																																																																																																																																						
Virginia Tech (3)	12-6, 33-182																																																																																																																																																																																						
Virginia (1)	11-8, 34-108																																																																																																																																																																																						
Virginia Tech (3)	7-2, 24-208																																																																																																																																																																																						
Virginia Tech (3)	14-6, 38-211																																																																																																																																																																																						
	<table border="1"> <thead> <tr><th>TOTAL TEAM BLOCKS:</th><th>8.0</th></tr> </thead> <tbody> <tr><td>Virginia Tech (3)</td><td>12-6, 33-182</td></tr> <tr><td>Virginia (1)</td><td>11-8, 34-108</td></tr> <tr><td>Virginia Tech (3)</td><td>7-2, 24-208</td></tr> <tr><td>Virginia Tech (3)</td><td>14-6, 38-211</td></tr> </tbody> </table>	TOTAL TEAM BLOCKS:	8.0	Virginia Tech (3)	12-6, 33-182	Virginia (1)	11-8, 34-108	Virginia Tech (3)	7-2, 24-208	Virginia Tech (3)	14-6, 38-211																																																																																																																																																																												
TOTAL TEAM BLOCKS:	8.0																																																																																																																																																																																						
Virginia Tech (3)	12-6, 33-182																																																																																																																																																																																						
Virginia (1)	11-8, 34-108																																																																																																																																																																																						
Virginia Tech (3)	7-2, 24-208																																																																																																																																																																																						
Virginia Tech (3)	14-6, 38-211																																																																																																																																																																																						
	<table border="1"> <thead> <tr><th>TOTAL TEAM BLOCKS:</th><th>8.0</th></tr> </thead> <tbody> <tr><td>Virginia Tech (3)</td><td>12-6, 33-182</td></tr> <tr><td>Virginia (1)</td><td>11-8, 34-108</td></tr> <tr><td>Virginia Tech (3)</td><td>7-2, 24-208</td></tr> <tr><td>Virginia Tech (3)</td><td>14-6, 38-211</td></tr> </tbody> </table>	TOTAL TEAM BLOCKS:	8.0	Virginia Tech (3)	12-6, 33-182	Virginia (1)	11-8, 34-108	Virginia Tech (3)	7-2, 24-208	Virginia Tech (3)	14-6, 38-211																																																																																																																																																																												
TOTAL TEAM BLOCKS:	8.0																																																																																																																																																																																						
Virginia Tech (3)	12-6, 33-182																																																																																																																																																																																						
Virginia (1)	11-8, 34-108																																																																																																																																																																																						
Virginia Tech (3)	7-2, 24-208																																																																																																																																																																																						
Virginia Tech (3)	14-6, 38-211																																																																																																																																																																																						
	<table border="1"> <thead> <tr><th>TOTAL TEAM BLOCKS:</th><th>8.0</th></tr> </thead> <tbody> <tr><td>Virginia Tech (3)</td><td>12-6, 33-182</td></tr> <tr><td>Virginia (1)</td><td>11-8, 34-108</td></tr> <tr><td>Virginia Tech (3)</td><td>7-2, 24-208</td></tr> <tr><td>Virginia Tech (3)</td><td>14-6, 38-211</td></tr> </tbody> </table>	TOTAL TEAM BLOCKS:	8.0	Virginia Tech (3)	12-6, 33-182	Virginia (1)	11-8, 34-108	Virginia Tech (3)	7-2, 24-208	Virginia Tech (3)	14-6, 38-211																																																																																																																																																																												
TOTAL TEAM BLOCKS:	8.0																																																																																																																																																																																						
Virginia Tech (3)	12-6, 33-182																																																																																																																																																																																						
Virginia (1)	11-8, 34-108																																																																																																																																																																																						
Virginia Tech (3)	7-2, 24-208																																																																																																																																																																																						
Virginia Tech (3)	14-6, 38-211																																																																																																																																																																																						
	<table border="1"> <thead> <tr><th>TOTAL TEAM BLOCKS:</th><th>8.0</th></tr> </thead> <tbody> <tr><td>Virginia Tech (3)</td><td>12-6, 33-182</td></tr> <tr><td>Virginia (1)</td><td>11-8, 34-108</td></tr> <tr><td>Virginia Tech (3)</td><td>7-2, 24-208</td></tr> <tr><td>Virginia Tech (3)</td><td>14-6, 38-211</td></tr> </tbody> </table>	TOTAL TEAM BLOCKS:	8.0	Virginia Tech (3)	12-6, 33-182	Virginia (1)	11-8, 34-108	Virginia Tech (3)	7-2, 24-208	Virginia Tech (3)	14-6, 38-211																																																																																																																																																																												
TOTAL TEAM BLOCKS:	8.0																																																																																																																																																																																						
Virginia Tech (3)	12-6, 33-182																																																																																																																																																																																						
Virginia (1)	11-8, 34-108																																																																																																																																																																																						
Virginia Tech (3)	7-2, 24-208																																																																																																																																																																																						
Virginia Tech (3)	14-6, 38-211																																																																																																																																																																																						
	<table border="1"> <thead> <tr><th>TOTAL TEAM BLOCKS:</th><th>8.0</th></tr> </thead> <tbody> <tr><td>Virginia Tech (3)</td><td>12-6, 33-182</td></tr> <tr><td>Virginia (1)</td><td>11-8, 34-108</td></tr> <tr><td>Virginia Tech (3)</td><td>7-2, 24-208</td></tr> <tr><td>Virginia Tech (3)</td><td>14-6, 38-211</td></tr> </tbody> </table>	TOTAL TEAM BLOCKS:	8.0	Virginia Tech (3)	12-6, 33-182	Virginia (1)	11-8, 34-108	Virginia Tech (3)	7-2, 24-208	Virginia Tech (3)	14-6, 38-211																																																																																																																																																																												
TOTAL TEAM BLOCKS:	8.0																																																																																																																																																																																						
Virginia Tech (3)	12-6, 33-182																																																																																																																																																																																						
Virginia (1)	11-8, 34-108																																																																																																																																																																																						
Virginia Tech (3)	7-2, 24-208																																																																																																																																																																																						
Virginia Tech (3)	14-6, 38-211																																																																																																																																																																																						
	<table border="1"> <thead> <tr><th>TOTAL TEAM BLOCKS:</th><th>8.0</th></tr> </thead> <tbody> <tr><td>Virginia Tech (3)</td><td>12-6, 33-182</td></tr> <tr><td>Virginia (1)</td><td>11-8, 34-108</td></tr> <tr><td>Virginia Tech (3)</td><td>7-2, 24-208</td></tr> <tr><td>Virginia Tech (3)</td><td>14-6, 38-211</td></tr> </tbody> </table>	TOTAL TEAM BLOCKS:	8.0	Virginia Tech (3)	12-6, 33-182	Virginia (1)	11-8, 34-108	Virginia Tech (3)	7-2, 24-208	Virginia Tech (3)	14-6, 38-211																																																																																																																																																																												
TOTAL TEAM BLOCKS:	8.0																																																																																																																																																																																						
Virginia Tech (3)	12-6, 33-182																																																																																																																																																																																						
Virginia (1)	11-8, 34-108																																																																																																																																																																																						
Virginia Tech (3)	7-2, 24-208																																																																																																																																																																																						
Virginia Tech (3)	14-6, 38-211																																																																																																																																																																																						
	<table border="1"> <thead> <tr><th>TOTAL TEAM BLOCKS:</th><th>8.0</th></tr> </thead> <tbody> <tr><td>Virginia Tech (3)</td><td>12-6, 33-182</td></tr> <tr><td>Virginia (1)</td><td>11-8, 34-108</td></tr> <tr><td>Virginia Tech (3)</td><td>7-2, 24-208</td></tr> <tr><td>Virginia Tech (3)</td><td>14-6, 38-211</td></tr> </tbody> </table>	TOTAL TEAM BLOCKS:	8.0	Virginia Tech (3)	12-6, 33-182	Virginia (1)	11-8, 34-108	Virginia Tech (3)	7-2, 24-208	Virginia Tech (3)	14-6, 38-211																																																																																																																																																																												
TOTAL TEAM BLOCKS:	8.0																																																																																																																																																																																						
Virginia Tech (3)	12-6, 33-182																																																																																																																																																																																						
Virginia (1)	11-8, 34-108																																																																																																																																																																																						
Virginia Tech (3)	7-2, 24-208																																																																																																																																																																																						
Virginia Tech (3)	14-6, 38-211																																																																																																																																																																																						
	<table border="1"> <thead> <tr><th>TOTAL TEAM BLOCKS:</th><th>8.0</th></tr> </thead> <tbody> <tr><td>Virginia Tech (3)</td><td>12-6, 33-182</td></tr> <tr><td>Virginia (1)</td><td>11-8, 34-108</td></tr> <tr><td>Virginia Tech (3)</td><td>7-2, 24-208</td></tr> <tr><td>Virginia Tech (3)</td><td>14-6, 38-211</td></tr> </tbody> </table>	TOTAL TEAM BLOCKS:	8.0	Virginia Tech (3)	12-6, 33-182	Virginia (1)	11-8, 34-108	Virginia Tech (3)	7-2, 24-208	Virginia Tech (3)	14-6, 38-211																																																																																																																																																																												
TOTAL TEAM BLOCKS:	8.0																																																																																																																																																																																						
Virginia Tech (3)	12-6, 33-182																																																																																																																																																																																						
Virginia (1)	11-8, 34-108																																																																																																																																																																																						
Virginia Tech (3)	7-2, 24-208																																																																																																																																																																																						
Virginia Tech (3)	14-6, 38-211																																																																																																																																																																																						
	<table border="1"> <thead> <tr><th>TOTAL TEAM BLOCKS:</th><th>8.0</th></tr> </thead> <tbody> <tr><td>Virginia Tech (3)</td><td>12-6, 33-182</td></tr> <tr><td>Virginia (1)</td><td>11-8, 34-108</td></tr> <tr><td>Virginia Tech (3)</td><td>7-2, 24-208</td></tr> <tr><td>Virginia Tech (3)</td><td>14-6, 38-211</td></tr> </tbody> </table>	TOTAL TEAM BLOCKS:	8.0	Virginia Tech (3)	12-6, 33-182	Virginia (1)	11-8, 34-108	Virginia Tech (3)	7-2, 24-208	Virginia Tech (3)	14-6, 38-211																																																																																																																																																																												
TOTAL TEAM BLOCKS:	8.0																																																																																																																																																																																						
Virginia Tech (3)	12-6, 33-182																																																																																																																																																																																						
Virginia (1)	11-8, 34-108																																																																																																																																																																																						
Virginia Tech (3)	7-2, 24-208																																																																																																																																																																																						
Virginia Tech (3)	14-6, 38-211																																																																																																																																																																																						
	<table border="1"> <thead> <tr><th>TOTAL TEAM BLOCKS:</th><th>8.0</th></tr> </thead> <tbody> <tr><td>Virginia Tech (3)</td><td>12-6, 33-182</td></tr> <tr><td>Virginia (1)</td><td>11-8, 34-108</td></tr> <tr><td>Virginia Tech (3)</td><td>7-2, 24-208</td></tr> <tr><td>Virginia Tech (3)</td><td>14-6, 38-211</td></tr> </tbody> </table>	TOTAL TEAM BLOCKS:	8.0	Virginia Tech (3)	12-6, 33-182	Virginia (1)	11-8, 34-108	Virginia Tech (3)	7-2, 24-208	Virginia Tech (3)	14-6, 38-211																																																																																																																																																																												
TOTAL TEAM BLOCKS:	8.0																																																																																																																																																																																						
Virginia Tech (3)	12-6, 33-182																																																																																																																																																																																						
Virginia (1)	11-8, 34-108																																																																																																																																																																																						
Virginia Tech (3)	7-2, 24-208																																																																																																																																																																																						
Virginia Tech (3)	14-6, 38-211																																																																																																																																																																																						
	<table border="1"> <thead> <tr><th>TOTAL TEAM BLOCKS:</th><th>8.0</th></tr> </thead> <tbody> <tr><td>Virginia Tech (3)</td><td>12-6, 33-182</td></tr> <tr><td>Virginia (1)</td><td>11-8, 34-108</td></tr> <tr><td>Virginia Tech (3)</td><td>7-2, 24-208</td></tr> <tr><td>Virginia Tech (3)</td><td>14-6, 38-211</td></tr> </tbody> </table>	TOTAL TEAM BLOCKS:	8.0	Virginia Tech (3)	12-6, 33-182	Virginia (1)	11-8, 34-108	Virginia Tech (3)	7-2, 24-208	Virginia Tech (3)	14-6, 38-211																																																																																																																																																																												
TOTAL TEAM BLOCKS:	8.0																																																																																																																																																																																						
Virginia Tech (3)	12-6, 33-182																																																																																																																																																																																						
Virginia (1)	11-8, 34-108																																																																																																																																																																																						
Virginia Tech (3)	7-2, 24-208																																																																																																																																																																																						
Virginia Tech (3)	14-6, 38-211																																																																																																																																																																																						
	<table border="1"> <thead> <tr><th>TOTAL TEAM BLOCKS:</th><th>8.0</th></tr> </thead> <tbody> <tr><td>Virginia Tech (3)</td><td>12-6, 33-182</td></tr> <tr><td>Virginia (1)</td><td>11-8, 34-108</td></tr> <tr><td>Virginia Tech (3)</td><td>7-2, 24-208</td></tr> <tr><td>Virginia Tech (3)</td><td>14-6, 38-211</td></tr> </tbody> </table>	TOTAL TEAM BLOCKS:	8.0	Virginia Tech (3)	12-6, 33-182	Virginia (1)	11-8, 34-108	Virginia Tech (3)	7-2, 24-208	Virginia Tech (3)	14-6, 38-211																																																																																																																																																																												
TOTAL TEAM BLOCKS:	8.0																																																																																																																																																																																						
Virginia Tech (3)	12-6, 33-182																																																																																																																																																																																						
Virginia (1)	11-8, 34-108																																																																																																																																																																																						
Virginia Tech (3)	7-2, 24-208																																																																																																																																																																																						
Virginia Tech (3)	14-6, 38-211																																																																																																																																																																																						
	<table border="1"> <thead> <tr><th>TOTAL TEAM BLOCKS:</th><th>8.0</th></tr> </thead> <tbody> <tr><td>Virginia Tech (3)</td><td>12-6, 33-182</td></tr> <tr><td>Virginia (1)</td><td>11-8, 34-108</td></tr> <tr><td>Virginia Tech (3)</td><td>7-2, 24-208</td></tr> <tr><td>Virginia Tech (3)</td><td>14-6, 38-211</td></tr> </tbody> </table>	TOTAL TEAM BLOCKS:	8.0	Virginia Tech (3)	12-6, 33-182	Virginia (1)	11-8, 34-108	Virginia Tech (3)	7-2, 24-208	Virginia Tech (3)	14-6, 38-211																																																																																																																																																																												
TOTAL TEAM BLOCKS:	8.0																																																																																																																																																																																						
Virginia Tech (3)	12-6, 33-182																																																																																																																																																																																						
Virginia (1)	11-8, 34-108																																																																																																																																																																																						
Virginia Tech (3)	7-2, 24-208																																																																																																																																																																																						
Virginia Tech (3)	14-6, 38-211																																																																																																																																																																																						
	<table border="1"> <thead> <tr><th>TOTAL TEAM BLOCKS:</th><th>8.0</th></tr> </thead> <tbody> <tr><td>Virginia Tech (3)</td><td>12-6, 33-182</td></tr> <tr><td>Virginia (1)</td><td>11-8, 34-108</td></tr> <tr><td>Virginia Tech (3)</td><td>7-2, 24-208</td></tr> <tr><td>Virginia Tech (3)</td><td>14-6, 38-211</td></tr> </tbody> </table>	TOTAL TEAM BLOCKS:	8.0	Virginia Tech (3)	12-6, 33-182	Virginia (1)	11-8, 34-108	Virginia Tech (3)	7-2, 24-208	Virginia Tech (3)	14-6, 38-211																																																																																																																																																																												
TOTAL TEAM BLOCKS:	8.0																																																																																																																																																																																						
Virginia Tech (3)	12-6, 33-182																																																																																																																																																																																						
Virginia (1)	11-8, 34-108																																																																																																																																																																																						
Virginia Tech (3)	7-2, 24-208																																																																																																																																																																																						
Virginia Tech (3)	14-6, 38-211																																																																																																																																																																																						
	<table border="1"> <thead> <tr><th>TOTAL TEAM BLOCKS:</th><th>8.0</th></tr> </thead> <tbody> <tr><td>Virginia Tech (3)</td><td>12-6, 33-182</td></tr> <tr><td>Virginia (1)</td><td>11-8, 34-108</td></tr> <tr><td>Virginia Tech (3)</td><td>7-2, 24-208</td></tr> <tr><td>Virginia Tech (3)</td><td>14-6, 38-211</td></tr> </tbody> </table>	TOTAL TEAM BLOCKS:	8.0	Virginia Tech (3)	12-6, 33-182	Virginia (1)	11-8, 34-108	Virginia Tech (3)	7-2, 24-208	Virginia Tech (3)	14-6, 38-211																																																																																																																																																																												
TOTAL TEAM BLOCKS:	8.0																																																																																																																																																																																						
Virginia Tech (3)	12-6, 33-182																																																																																																																																																																																						
Virginia (1)	11-8, 34-108																																																																																																																																																																																						
Virginia Tech (3)	7-2, 24-208																																																																																																																																																																																						
Virginia Tech (3)	14-6, 38-211																																																																																																																																																																																						
	<table border="1"> <thead> <tr><th>TOTAL TEAM BLOCKS:</th><th>8.0</th></tr> </thead> <tbody> <tr><td>Virginia Tech (3)</td><td>12-6, 33-182</td></tr> <tr><td>Virginia (1)</td><td>11-8, 34-108</td></tr> <tr><td>Virginia Tech (3)</td><td>7-2, 24-208</td></tr> <tr><td>Virginia Tech (3)</td><td>14-6, 38-211</td></tr> </tbody> </table>	TOTAL TEAM BLOCKS:	8.0	Virginia Tech (3)	12-6, 33-182	Virginia (1)	11-8, 34-108	Virginia Tech (3)	7-2, 24-208	Virginia Tech (3)	14-6, 38-211																																																																																																																																																																												
TOTAL TEAM BLOCKS:	8.0																																																																																																																																																																																						
Virginia Tech (3)	12-6, 33-182																																																																																																																																																																																						
Virginia (1)	11-8, 34-108																																																																																																																																																																																						
Virginia Tech (3)	7-2, 24-208																																																																																																																																																																																						
Virginia Tech (3)	14-6, 38-211																																																																																																																																																																																						
	<table border="1"> <thead> <tr><th>TOTAL TEAM BLOCKS:</th><th>8.0</th></tr> </thead> <tbody> <tr><td>Virginia Tech (3)</td><td>12-6, 33-182</td></tr> <tr><td>Virginia (1)</td><td>11-8, 34-108</td></tr> <tr><td>Virginia Tech (3)</td><td>7-2, 24-208</td></tr> <tr><td>Virginia Tech (3)</td><td>14-6, 38-211</td></tr> </tbody> </table>	TOTAL TEAM BLOCKS:	8.0	Virginia Tech (3)	12-6, 33-182	Virginia (1)	11-8, 34-108	Virginia Tech (3)	7-2, 24-208	Virginia Tech (3)	14-6, 38-211																																																																																																																																																																												
TOTAL TEAM BLOCKS:	8.0																																																																																																																																																																																						
Virginia Tech (3)	12-6, 33-182																																																																																																																																																																																						
Virginia (1)	11-8, 34-108																																																																																																																																																																																						
Virginia Tech (3)	7-2, 24-208																																																																																																																																																																																						
Virginia Tech (3)	14-6, 38-211																																																																																																																																																																																						
	<table border="1"> <thead> <tr><th>TOTAL TEAM BLOCKS:</th><th>8.0</th></tr> </thead> <tbody> <tr><td>Virginia Tech (3)</td><td>12-6, 33-182</td></tr> <tr><td>Virginia (1)</td><td>11-8, 34-108</td></tr> <tr><td>Virginia Tech (3)</td><td>7-2, 24-208</td></tr> <tr><td>Virginia Tech (3)</td><td>14-6, 38-211</td></tr> </tbody> </table>	TOTAL TEAM BLOCKS:	8.0	Virginia Tech (3)	12-6, 33-182	Virginia (1)	11-8, 34-108	Virginia Tech (3)	7-2, 24-208	Virginia Tech (3)	14-6, 38-211																																																																																																																																																																												
TOTAL TEAM BLOCKS:	8.0																																																																																																																																																																																						
Virginia Tech (3)	12-6, 33-182																																																																																																																																																																																						
Virginia (1)	11-8, 34-108																																																																																																																																																																																						
Virginia Tech (3)	7-2, 24-208																																																																																																																																																																																						
Virginia Tech (3)	14-6, 38-211																																																																																																																																																																																						
	<table border="1"> <thead> <tr><th>TOTAL TEAM BLOCKS:</th><th>8.0</th></tr> </thead> <tbody> <tr><td>Virginia Tech (3)</td><td>12-6, 33-182</td></tr> <tr><td>Virginia (1)</td><td>11-8, 34-108</td></tr> <tr><td>Virginia Tech (3)</td><td>7-2, 24-208</td></tr> <tr><td>Virginia Tech (3)</td><td>14-6, 38-211</td></tr> </tbody> </table>	TOTAL TEAM BLOCKS:	8.0	Virginia Tech (3)	12-6, 33-182	Virginia (1)	11-8, 34-108	Virginia Tech (3)	7-2, 24-208	Virginia Tech (3)	14-6, 38-211																																																																																																																																																																												
TOTAL TEAM BLOCKS:	8.0																																																																																																																																																																																						
Virginia Tech (3)	12-6, 33-182																																																																																																																																																																																						
Virginia (1)	11-8, 34-108																																																																																																																																																																																						
Virginia Tech (3)	7-2, 24-208																																																																																																																																																																																						
Virginia Tech (3)	14-6, 38-211																																																																																																																																																																																						
	<table border="1"> <thead> <tr><th>TOTAL TEAM BLOCKS:</th><th>8.0</th></tr> </thead> <tbody> <tr><td>Virginia Tech (3)</td><td>12-6, 33-182</td></tr> <tr><td>Virginia (1)</td><td>11-8, 34-108</td></tr> <tr><td>Virginia Tech (3)</td><td>7-2, 24-208</td></tr> <tr><td>Virginia Tech (3)</td><td>14-6, 38-211</td></tr> </tbody> </table>	TOTAL TEAM BLOCKS:	8.0	Virginia Tech (3)	12-6, 33-182	Virginia (1)	11-8, 34-108	Virginia Tech (3)	7-2, 24-208	Virginia Tech (3)	14-6, 38-211																																																																																																																																																																												
TOTAL TEAM BLOCKS:	8.0																																																																																																																																																																																						
Virginia Tech (3)	12-6, 33-182																																																																																																																																																																																						
Virginia (1)	11-8, 34-108																																																																																																																																																																																						
Virginia Tech (3)	7-2, 24-208																																																																																																																																																																																						
Virginia Tech (3)	14-6, 38-211																																																																																																																																																																																						
	<table border="1"> <thead> <tr><th>TOTAL TEAM BLOCKS:</th><th>8.0</th></tr> </thead> <tbody> <tr><td>Virginia Tech (3)</td><td>12-6, 33-182</td></tr> <tr><td>Virginia (1)</td><td>11-8, 34-108</td></tr> <tr><td>Virginia Tech (3)</td><td>7-2, 24-208</td></tr> <tr><td>Virginia Tech (3)</td><td>14-6, 38-211</td></tr> </tbody> </table>	TOTAL TEAM BLOCKS:	8.0	Virginia Tech (3)	12-6, 33-182	Virginia (1)	11-8, 34-108	Virginia Tech (3)	7-2, 24-208	Virginia Tech (3)	14-6, 38-211																																																																																																																																																																												
TOTAL TEAM BLOCKS:	8.0																																																																																																																																																																																						
Virginia Tech (3)	12-6, 33-182																																																																																																																																																																																						
Virginia (1)	11-8, 34-108																																																																																																																																																																																						
Virginia Tech (3)	7-2, 24-208																																																																																																																																																																																						
Virginia Tech (3)	14-6, 38-211																																																																																																																																																																																						
	<table border="1"> <thead> <tr><th>TOTAL TEAM BLOCKS:</th><th>8.0</th></tr> </thead> <tbody> <tr><td>Virginia Tech (3)</td><td>12-6, 33-182</td></tr> <tr><td>Virginia (1)</td><td>11-8, 34-108</td></tr> <tr><td>Virginia Tech (3)</td><td>7-2, 24-208</td></tr> <tr><td>Virginia Tech (3)</td><td>14-6, 38-211</td></tr> </tbody> </table>	TOTAL TEAM BLOCKS:	8.0	Virginia Tech (3)	12-6, 33-182	Virginia (1)	11-8, 34-108	Virginia Tech (3)	7-2, 24-208	Virginia Tech (3)	14-6, 38-211																																																																																																																																																																												
TOTAL TEAM BLOCKS:	8.0																																																																																																																																																																																						
Virginia Tech (3)	12-6, 33-182																																																																																																																																																																																						
Virginia (1)	11-8, 34-108																																																																																																																																																																																						
Virginia Tech (3)	7-2, 24-208																																																																																																																																																																																						
Virginia Tech (3)	14-6, 38-211																																																																																																																																																																																						
	<table border="1"> <thead> <tr><th>TOTAL TEAM BLOCKS:</th><th>8.0</th></tr> </thead> <tbody> <tr><td>Virginia Tech (3)</td><td>12-6, 33-182</td></tr> <tr><td>Virginia (1)</td><td>11-8, 34-108</td></tr> <tr><td>Virginia Tech (3)</td><td>7-2, 24-208</td></tr> <tr><td>Virginia Tech (3)</td><td>14-6, 38-211</td></tr> </tbody> </table>	TOTAL TEAM BLOCKS:	8.0	Virginia Tech (3)	12-6, 33-182	Virginia (1)	11-8, 34-108	Virginia Tech (3)	7-2, 24-208	Virginia Tech (3)	14-6, 38-211																																																																																																																																																																												
TOTAL TEAM BLOCKS:	8.0																																																																																																																																																																																						
Virginia Tech (3)	12-6, 33-182																																																																																																																																																																																						
Virginia (1)	11-8, 34-108																																																																																																																																																																																						
Virginia Tech (3)	7-2, 24-208																																																																																																																																																																																						
Virginia Tech (3)	14-6, 38-211																																																																																																																																																																																						
	<table border="1"> <thead> <tr><th>TOTAL TEAM BLOCKS:</th><th>8.0</th></tr> </thead> <tbody> <tr><td>Virginia Tech (3)</td><td>12-6, 33-182</td></tr> <tr><td>Virginia (1)</td><td>11-8, 34-108</td></tr> <tr><td>Virginia Tech (3)</td><td>7-2, 24-208</td></tr> <tr><td>Virginia Tech (3)</td><td>14-6, 38-211</td></tr> </tbody> </table>	TOTAL TEAM BLOCKS:	8.0	Virginia Tech (3)	12-6, 33-182	Virginia (1)	11-8, 34-108	Virginia Tech (3)	7-2, 24-208	Virginia Tech (3)	14-6, 38-211																																																																																																																																																																												
TOTAL TEAM BLOCKS:	8.0																																																																																																																																																																																						
Virginia Tech (3)	12-6, 33-182																																																																																																																																																																																						
Virginia (1)	11-8, 34-108																																																																																																																																																																																						
Virginia Tech (3)	7-2, 24-208																																																																																																																																																																																						
Virginia Tech (3)	14-6, 38-211																																																																																																																																																																																						

DOUBLING DOWN

- Outside hitter Kaity Smith owns eight double-double on the season, with the most recent coming versus Syracuse on Nov. 2, registering 13 kills and 11 digs. *(More on page 9)*
- Last season, Smith turned in five double-doubles meaning she has already topped that mark and owns 13 in her career.
- Fellow outside hitter Ester Talamazzi has had five double-doubles this year, with two of those being ironically on the same day - Sept. 7 against IUPUI and Ohio. She had two this past weekend against Wake Forest and Duke.

BLOCK PARTY

- Sophomore Marisa Cerchio averaged 0.33 blocks per set her first year in the maroon and orange, playing a reserve role at middle blocker.
- With three matches in a starter role opening weekend, Cerchio tallied at least four blocks per match at the Charlotte Invitational.
- The Ohio native's 1.73 blocks per set was the top mark in the ACC after opening weekend. Cerchio currently owns a 1.06 clip, the 10th-best mark in the conference.

BLOCK PARTY II

- Tech recorded 34 blocks opening weekend and won the block battle in all three matches against its opponents in Charlotte. Out of Tech's 31 matches last fall, it only won the block battle nine times.
- Of the nine matches, it went 5-4 in those contests. This year, Tech is 12-1.

RACKING IT UP

- With trips to the states of North Carolina, Ohio and Texas for nonconference tournaments, the Hokies racked up over 3,500 miles of travel.
- The closest of the three trips was to Charlotte, North Carolina (173 miles one way).

SENIOR PROJECT

- Starting last season under coach Jill Wilson, she implemented the seniors to do a project throughout the fall. Last year's group embarked on collecting toys from fans at home matches and then later gave the toys to kids at the Carilion Clinic holiday party in Roanoke, Virginia.
- This year's seniors, made up of Rhegan Mitchell and Jaila Tolbert, who are the team's two captains as well, are collecting different items at Tech's home matches and will give the items at the end of the season to the Women's Resource Center of the New River Valley.
- Tolbert did an internship with the organization previously and thought it would be great to partner with them for their senior project.
- This weekend is the first weekend fans can give items to the donation box, in the pursuit of helping those in domestic violence situations.

THE SCHEDULE

- Tech's opponents in 2018: 14 registered winning seasons, nine collected 20 or more wins and eight finished the year inside the top 50 RPI last fall.
- The ACC sent six teams to the NCAA Tournament in 2017, including Pitt, Florida State, Louisville, Miami (Fla.), NC State and Notre Dame. Tech will face all six teams this season, with four of the six matches being on the road.

THE FIRST ONE IS THE SWEETEST

- Tech's coach Jill Wilson downed rival Virginia 3-1 on Sept. 27, 2017, earning Wilson's first-ever ACC win and the Hokies' first league win of 2017.
- A few days later, Virginia Tech athletics director Whit Babcock gave Coach Wilson an embroidered volleyball, signifying the first conference win for her, which was a little sweeter over a rival.
- The two teams compete every year in the Commonwealth Clash and the win gave Tech half a point. Later in November, it won again, getting the full point and helped Tech win 12.5-8.5.
- Tech won 3-0 on Sept. 23 to earn half a point and help Tech take a 1-0.5 advantage.

TECH OPENERS

- Head Coach Jill Wilson became just the second coach in Tech history to begin her first two opening weekends with a perfect 6-0 record.
- Chris Riley went 6-0 in 2006 and '07, while the previous next best was Greg Smith (4-2) in 2000 and '01.

MATCH-BY-MATCH STARTERS

Opponent	Date	MB	MB	OH	OH	RS	S	L
USC Upstate (W, 3-0)	Aug. 24	Marisa Cerchio	Kai Young	Ester Talamazzi	Kaity Smith	Jaila Tolbert	Rhegan Mitchell	Carol Raffety
Presbyterian (W, 3-0)	Aug. 25	Marisa Cerchio	Kai Young	Ester Talamazzi	Kaity Smith	Jaila Tolbert	Rhegan Mitchell	Carol Raffety
Charlotte (W, 3-2)	Aug. 25	Marisa Cerchio	Kai Young	Ester Talamazzi	Kaity Smith	Jaila Tolbert	Rhegan Mitchell	Carol Raffety
William & Mary (W, 3-0)	Aug. 31	Marisa Cerchio	Kai Young	Ester Talamazzi	Kaity Smith	Jaila Tolbert	Rhegan Mitchell	Carol Raffety
Campbell (W, 3-0)	Aug. 31	Marisa Cerchio	Kai Young	Ester Talamazzi	Kaity Smith	Jaila Tolbert	Rhegan Mitchell	Carol Raffety
Robert Morris (W, 3-1)	Sept. 1	Marisa Cerchio	Kai Young	Ester Talamazzi	Kaity Smith	Jaila Tolbert	Talyn Jackson	Carol Raffety
IUPUI (W, 3-1)	Sept. 7	Marisa Cerchio	Kai Young	Ester Talamazzi	Kaity Smith	Jaila Tolbert	Rhegan Mitchell	Carol Raffety
Ohio (W, 3-1)	Sept. 7	Marisa Cerchio	Kai Young	Ester Talamazzi	Kaity Smith	Jaila Tolbert	Rhegan Mitchell	Carol Raffety
Samford (L, 3-0)	Sept. 8	Marisa Cerchio	Kai Young	Ester Talamazzi	Kaity Smith	Jaila Tolbert	Rhegan Mitchell	Carol Raffety
No. 18 Baylor (L, 3-0)	Sept. 15	Marisa Cerchio	Kai Young	Ester Talamazzi	Kaity Smith	Jaila Tolbert	Rhegan Mitchell	Carol Raffety
UTSA (L, 3-1)	Sept. 16	Marisa Cerchio	Kai Young	Ester Talamazzi	Kaity Smith	Jaila Tolbert	Rhegan Mitchell	Carol Raffety
No. 9 Pitt (L, 3-0)	Sept. 21	Marisa Cerchio	Kai Young	Ester Talamazzi	Kaity Smith	Jaila Tolbert	Rhegan Mitchell	Carol Raffety
Virginia (W, 3-0)	Sept. 23	Marisa Cerchio	Kai Young	Ester Talamazzi	Kaity Smith	Jaila Tolbert	Rhegan Mitchell	Carol Raffety
North Carolina (W, 3-0)	Sept. 28	Marisa Cerchio	Kai Young	Ester Talamazzi	Kaity Smith	Kyle Thomas	Rhegan Mitchell	Carol Raffety
NC State (L, 3-1)	Sept. 30	Marisa Cerchio	Kai Young	Ester Talamazzi	Kaity Smith	Jaila Tolbert	Rhegan Mitchell	Carol Raffety
Georgia Tech (W, 3-0)	Oct. 5	Marisa Cerchio	Kai Young	Ester Talamazzi	Kaity Smith	Jaila Tolbert	Rhegan Mitchell	Carol Raffety
Clemson (L, 3-0)	Oct. 7	Marisa Cerchio	Kai Young	Ester Talamazzi	Kaity Smith	Jaila Tolbert	Rhegan Mitchell	Carol Raffety
No. 22 Louisville (L, 3-0)	Oct. 12	Marisa Cerchio	Kai Young	Ester Talamazzi	Kaity Smith	Jaila Tolbert	Rhegan Mitchell	Carol Raffety
Notre Dame (L, 3-0)	Oct. 14	Marisa Cerchio	Kai Young	Ester Talamazzi	Kaity Smith	Jaila Tolbert	Rhegan Mitchell	Carol Raffety
Wake Forest (W, 3-2)	Oct. 19	Marisa Cerchio	Angel Robinson	Ester Talamazzi	Kaity Smith	Jaila Tolbert	Rhegan Mitchell	Carol Raffety
Duke (L, 3-2)	Oct. 21	Marisa Cerchio	Angel Robinson	Ester Talamazzi	Kaity Smith	Jaila Tolbert	Rhegan Mitchell	Carol Raffety
Miami (Fla.) (L, 3-0)	Oct. 26	Marisa Cerchio	Angel Robinson	Ester Talamazzi	Kaity Smith	Jaila Tolbert	Rhegan Mitchell	Carol Raffety
Florida State (L, 3-0)	Oct. 28	Marisa Cerchio	Angel Robinson	Ester Talamazzi	Kaity Smith	Jaila Tolbert	Rhegan Mitchell	Carol Raffety
Syracuse (L, 3-1)	Nov. 2	Marisa Cerchio	Angel Robinson	Ester Talamazzi	Kaity Smith	Jaila Tolbert	Rhegan Mitchell	Carol Raffety
Boston College (W, 3-0)	Nov. 4	Marisa Cerchio	Kai Young	Ester Talamazzi	Kaity Smith	Jaila Tolbert	Rhegan Mitchell	Carol Raffety



CAREER HIGHS FOR DAYS

- Sophomore Kai Young, a native of Charlotte, North Carolina, put on for her city in the final match against her hometown 49ers.
- The middle blocker rewrote her career high for kills (13) and blocks (8). Her previous bests were seven in each department and that came in the same match against Boston College on Oct. 29, 2017.
- Middle blocker Marisa Cerchio had herself a day against the 49ers, too, tallying a line of 15 kills and 10 blocks to mark her first-ever double-double and both were career highs.
- Cerchio's top previous numbers were 12 kills against Virginia on Sept. 27, 2017, and three blocks versus Ole Miss on Sept. 1, 2017.

TOLBERT REPS ACC

- Jaila Tolbert was selected as the ACC's lone Student-Athlete Advisory Committee (SAAC) representative on the National Division I SAAC.
- She will vote on proposals regarding welfare for student-athletes - mental health, time demands and more. Tolbert enters her second year of the two-year term and is Tech's first ever.

AVCA ACADEMIC HONOR

- The AVCA announced that Tech earned the Team Academic Honors for the 2017-18 season.
- The award is given to teams that hold an average 3.30 cumulative team GPA.

- The Hokies finished the academic year with a cumulative team grade point average of 3.34.
- Tech was one of five ACC schools to make the list, joining FSU, Louisville, Miami (Fla.) and Pitt.

SMITH LIVED UP TO THE HYPE

- Kaity Smith was included on PrepVolleyball.com's list of Top Impact Freshmen last fall during the preseason.
- Smith was named to the PrepVolleyball.com top-five impact freshman from Week 1, after her incredible weekend in Milwaukee, and finished on the All-Freshmen Honorable Mention Team.

A DEBUT FOR THE AGES

- Kaity Smith placed her self in the record books on Aug. 25, 2017, when she led the Hokies to a 3-2 victory over Idaho State.
- Smith's 30 kills against the Bengals did the following in Tech's storied history:
 - Most ever in a debut.
 - Second freshman in school history to have over 30 kills in a match in their first season. Virginia Tech Sports Hall of Famer Lisa Pikalek racked up 38 against Southern Miss on Nov. 7, 1992.
 - Tied for the seventh-most kills in Hokie history.

SMITH'S ROOKIE CAMPAIGN

- Kaity Smith had quite the rookie campaign as the outside hitter sits fifth all-time in Tech history for kills per set by a freshman, passing Lindsey Owens kills per set mark of 2.85 set in 2013.

#	Name	Year	K/S
1.	Lisa Pikalek	1989	3.78
2.	Taylor Parrish	2006	3.73
3.	Sarah Muñoz	2005	3.46
4.	Annie Spicer	2001	3.30
5.	Kaity Smith	2017	3.25

MILESTONES

- Tech's freshman kills section in the record book got a dent thanks to Smith and Talamazzi.
- The OHs passed Rachel Julian (251 kills), Katie Esbrook (263) and Cara Baarendse (280).

#	Name	Year	Kills
1.	Lisa Pikalek	1989	499
2.	Taylor Parrish	2006	444
3.	Jennifer Schmidt	1992	368
4.	Sarah Muñoz	2005	356
5.	Lindsey Owens	2013	311
6.	Kaity Smith	2017	309
7.	Felicia Willoughby	2007	303
8.	Annie Spicer	2001	290
	Ester Talamazzi	2017	290
10.	Cara Baarendse	2009	280

TEAM MATCH-BY-MATCH

Date	Opponent	sp	attack				set			serve				recept			blocking			bhe	points	score		
			k	e	ta	pct	a	ta	pct	sa	se	ta	pct	re	ta	pct	dig	bs	ba				be	total
Aug 24, 2018	vs USC Upstate	3	44	10	86	.395	41	87	.471	3	5	.74	.932	4	45	.911	40	0	18	2	9.0	2	-	3-0
Aug 25, 2018	vs Presbyterian	3	43	20	112	.205	39	112	.348	7	3	.74	.959	1	51	.980	49	1	12	1	7.0	2	-	3-0
Aug 25, 2018	at Charlotte	5	69	35	178	.191	67	181	.370	4	6	104	.942	7	90	.922	81	1	34	4	18.0	0	-	3-2
Aug 31, 2018	WILLIAM & MARY	3	35	9	68	.382	28	64	.438	13	6	74	.919	2	37	.946	23	0	12	0	6.0	2	-	3-0
Aug 31, 2018	CAMPBELL	3	37	10	85	.318	35	83	.422	11	8	74	.892	2	46	.957	37	0	10	0	5.0	1	-	3-0
Sep 01, 2018	ROBERT MORRIS	4	59	25	150	.227	52	142	.366	13	9	96	.906	3	70	.957	69	0	12	0	6.0	1	-	3-1
Sep 07, 2018	vs IUPUI	4	56	17	137	.285	53	134	.396	7	7	95	.926	3	65	.954	58	5	18	0	14.0	0	-	3-1
Sep 07, 2018	at Ohio	4	58	16	127	.331	52	128	.406	5	12	98	.878	4	74	.946	56	0	16	0	8.0	0	-	3-1
Sep 08, 2018	vs Samford	3	26	14	86	.140	25	91	.275	0	6	56	.893	4	61	.934	34	1	6	1	4.0	0	-	0-3
Sep 11, 2018	VCU	3	43	12	103	.301	41	104	.394	4	4	74	.946	2	53	.962	39	1	14	0	8.0	0	-	3-0
Sep 15, 2018	vs Baylor	3	39	17	107	.206	38	108	.352	3	7	62	.887	6	72	.917	40	0	2	3	1.0	1	-	0-3
Sep 16, 2018	at UTSA	4	57	20	141	.262	54	145	.372	2	6	84	.929	4	84	.952	59	1	10	5	6.0	2	-	1-3
Sep 21, 2018	PITT	3	31	22	98	.092	27	96	.281	1	7	56	.875	6	69	.913	30	1	10	0	6.0	1	-	0-3
Sep 23, 2018	VIRGINIA	3	47	19	103	.272	43	102	.422	3	8	74	.892	0	56	1.000	42	1	14	1	8.0	1	-	3-0
Sep 28, 2018	NORTH CAROLINA	3	42	19	110	.209	40	107	.374	3	8	74	.892	2	49	.959	47	0	12	0	6.0	0	-	3-0
Sep 30, 2018	NC STATE	4	46	30	141	.113	43	139	.309	5	4	92	.957	2	84	.976	56	1	10	3	6.0	2	-	1-3
Oct 05, 2018	at Georgia Tech	3	42	11	103	.301	38	102	.373	10	7	73	.904	4	56	.929	48	0	18	3	9.0	1	-	3-0
Oct 07, 2018	at Clemson	3	34	20	93	.151	32	92	.348	1	6	55	.891	4	67	.940	23	1	8	3	5.0	3	-	0-3
Oct 12, 2018	at Louisville	3	24	14	89	.112	21	89	.236	0	4	57	.930	7	61	.885	32	0	12	2	6.0	0	-	0-3
Oct 14, 2018	at Notre Dame	3	31	19	95	.126	31	90	.344	3	3	50	.940	7	69	.899	38	1	6	3	4.0	0	-	0-3
Oct 19, 2018	WAKE FOREST	5	55	35	173	.116	51	169	.302	8	12	111	.892	7	92	.924	71	1	18	5	10.0	1	-	3-2
Oct 21, 2018	DUKE	5	59	26	161	.205	52	155	.335	8	7	110	.936	2	91	.978	74	3	12	3	9.0	0	-	2-3
Oct 26, 2018	at Miami	3	30	14	97	.165	30	101	.297	1	5	45	.889	8	68	.882	35	0	2	0	1.0	0	-	0-3
Oct 28, 2018	at Florida State	3	38	27	113	.097	37	111	.333	4	4	62	.935	2	66	.970	40	1	4	0	3.0	0	-	0-3
Nov 02, 2018	SYRACUSE	4	49	39	143	.070	46	143	.322	2	3	72	.958	9	89	.899	52	1	0	0	1.0	1	-	1-3
Nov 04, 2018	BOSTON COLLEGE	3	43	11	106	.302	43	107	.402	4	6	73	.918	3	59	.949	40	3	14	2	10.0	0	-	3-0
Virginia Tech		90	1137	511	3005	.208	1059	2982	.355	125	163	1969	.917	105	1724	.939	1213	24	304	41	176.0	21	-	-
		90	1090	455	2933	.217	1034	2971	.348	105	188	1913	.902	126	1805	.930	1170	23	342	31	194.0	31	-	-

Sets played: 90
 Kills per set: 12.63
 Assists per set: 11.77

Service aces per set: 1.39
 Digs per set: 13.48
 Blocks per set: 1.96

Ball handling errors per set: 0.23
 Reception errors per set: 1.17



PROGRAM HISTORY	
First Year	1977
All-Time Record	740-655-3
Conference Champions	(1) 1972, Metro
Tournament Championships	None
NCAA Tournaments	(1) 2010
NIVC Tournaments (0) Steve Lowe Award	1982
Postseason Record	1-1
Best record	(1992) 26-11
Best in NCAAs	(2010) 1-1
Players signed pro	12 since 2006
CASSELL COLISEUM	
Capacity	9,275
Opened	1962
Renovation	2017
Tech Record	376-171 (.687)
Attendance High in 2017	2,361
Winning Seasons	20
MILESTONES HUNT	
75 Aces	Carol Raffety, 71
300 Blocks	Jaila Tolbert, 278
750 Points	Kaitly Smith, 687.5
1,000 Kills	Jaila Tolbert, 972
1,500 Digs	Carol Raffety, 1,262
3,500 Assists	Rhegan Mitchell, 3,364

SCOUTING VIRGINIA

- Virginia (7-17, 3-11 ACC) is coming off a 3-1 home loss to Georgia Tech (16-11, 5-9 ACC) on Sunday. In their previous two matchups, the visiting Cavaliers defeated Wake Forest (8-18, 3-11 ACC) in straight sets, before falling to Clemson (14-13, 5-9 ACC) on the road.
- The Wahoos look to close their season on a winning note after losing five of their six past matches. The 'Hoos will play host to three of their four remaining regular-season matches, first featuring the Hokies, as the Cavaliers aim to boost a 3-6 (.333) home record.
- Head Coach Aaron Smith begins his second year in Charlottesville, following a 7-24 season in his first year as the top one in command. Smith, a former assistant coach for the Cavaliers, was promoted in February 2017. He was honored with AVCA Thirty Under 30 award in 2013 as one of the country's up-and-coming coaches.
- Outside hitter Sarah Billiard paces the Cavaliers with a team-best 3.52 kills per set, ranking eighth in the ACC. Libero Kelsey Miller is fifth in the league with 4.01 digs per set.



Hokies celebrate after winning 3-0 against UVA earlier this year on Sept. 23.

OPPONENT MATCH-BY-MATCH

Date	Opponent	sp	attack				set			serve			recept			dig	blocking				bhe	points	score	
			k	e	ta	pct	a	ta	pct	sa	se	ta	pct	re	ta		pct	bs	ba	be				total
Aug 24, 2018	vs USC Upstate	3	26	25	99	.010	24	97	.247	4	3	48	.938	3	69	.957	28	0	4	3	2.0	0	-	3-0
Aug 25, 2018	vs Presbyterian	3	28	19	101	.089	26	107	.243	1	3	55	.945	7	71	.901	42	1	10	0	6.0	2	-	3-0
Aug 25, 2018	at Charlotte	5	49	22	164	.165	47	172	.273	7	8	98	.918	4	98	.959	63	5	22	7	16.0	0	-	3-2
Aug 31, 2018	WILLIAM & MARY	3	20	21	73	-.014	18	78	.231	2	4	41	.902	13	68	.809	21	2	0	2	2.0	0	-	3-0
Aug 31, 2018	CAMPBELL	3	27	22	92	.054	25	91	.275	2	5	51	.902	12	66	.818	33	0	6	0	3.0	0	-	3-0
Sep 01, 2018	ROBERT MORRIS	4	39	11	129	.217	36	135	.267	3	8	78	.897	13	87	.851	62	0	10	0	5.0	4	-	3-1
Sep 07, 2018	vs IUPUI	4	42	25	135	.126	40	138	.290	3	6	71	.915	7	88	.920	59	1	10	0	6.0	0	-	3-1
Sep 07, 2018	at Ohio	4	50	24	141	.184	46	137	.336	4	11	85	.871	5	86	.942	45	1	8	1	5.0	0	-	3-1
Sep 08, 2018	vs Samford	3	46	15	98	.316	43	96	.448	4	12	73	.836	0	50	1.000	40	1	10	2	6.0	0	-	0-3
Sep 11, 2018	VCU	3	36	24	102	.118	35	106	.330	2	3	56	.946	4	70	.943	40	0	14	0	7.0	0	-	3-0
Sep 15, 2018	vs Baylor	3	45	10	99	.354	42	97	.433	6	4	76	.947	3	55	.945	39	0	8	2	4.0	2	-	0-3
Sep 16, 2018	at UTSA	4	63	13	140	.357	59	139	.424	4	10	94	.894	2	78	.974	56	0	12	3	6.0	0	-	1-3
Sep 21, 2018	PITT	3	38	16	90	.244	38	89	.427	6	4	73	.945	1	49	.980	38	0	22	0	11.0	2	-	0-3
Sep 23, 2018	VIRGINIA	3	32	16	96	.167	31	98	.316	0	6	62	.903	3	66	.955	29	0	14	0	7.0	1	-	3-0
Sep 28, 2018	NORTH CAROLINA	3	27	21	103	.058	27	105	.257	2	9	58	.845	3	66	.955	41	0	12	1	6.0	0	-	3-0
Sep 30, 2018	NC STATE	4	57	24	146	.226	56	150	.373	2	12	96	.875	5	88	.943	59	0	14	1	7.0	1	-	1-3
Oct 05, 2018	at Georgia Tech	3	37	15	105	.210	34	109	.312	4	5	61	.918	10	66	.848	43	0	6	0	3.0	2	-	3-0
Oct 07, 2018	at Clemson	3	42	11	84	.369	40	86	.465	4	6	73	.918	1	49	.980	34	1	12	0	7.0	1	-	0-3
Oct 12, 2018	at Louisville	3	50	18	105	.305	49	101	.485	7	12	73	.836	0	53	1.000	38	2	4	0	4.0	1	-	0-3
Oct 14, 2018	at Notre Dame	3	44	9	94	.372	43	82	.524	7	4	73	.945	3	47	.936	40	0	26	2	13.0	0	-	0-3
Oct 19, 2018	WAKE FOREST	5	52	28	161	.149	49	161	.304	7	17	109	.844	8	99	.919	71	1	20	0	11.0	2	-	3-2
Oct 21, 2018	DUKE	5	70	25	177	.254	63	174	.362	2	14	105	.867	8	103	.922	64	1	30	2	16.0	3	-	2-3
Oct 26, 2018	at Miami	3	47	4	92	.467	43	101	.426	8	5	73	.932	1	39	.974	47	1	10	0	6.0	2	-	0-3
Oct 28, 2018	at Florida State	3	40	7	94	.351	38	97	.392	2	7	73	.904	4	58	.931	44	1	22	1	12.0	1	-	0-3
Nov 02, 2018	SYRACUSE	4	45	10	109	.321	44	115	.383	9	8	97	.918	2	69	.971	49	3	32	2	19.0	1	-	1-3
Nov 04, 2018	BOSTON COLLEGE	3	38	20	104	.173	38	110	.345	3	2	61	.967	4	67	.940	45	2	4	2	4.0	6	-	3-0
Opponent totals		90	1090	455	2933	.217	1034	2971	.348	105	188	1913	.902	126	1805	.930	1170	23	342	31	194.0	31	-	
		90	1137	511	3005	.208	1059	2982	.355	125	163	1969	.917	105	1724	.939	1213	24	304	41	176.0	21	-	

Sets played: 90
 Kills per set: 12.11
 Assists per set: 11.49

Service aces per set: 1.17
 Digs per set: 13.00
 Blocks per set: 2.16

Ball handling errors per set: 0.34
 Reception errors per set: 1.40



MATCH-BY-MATCH LEADERS

Opponent	Date	Kills	% (min. 12 A)	Assists	Aces	Digs	Blocks
USC Upstate (W, 3-0)	Aug. 24	14 - Smith	.636 - Tolbert	16 - Mitchell	2 - Talamazzi	9 - (2 players)	5 - (2 players)
Presbyterian (W, 3-0)	Aug. 24	13 - Smith	.480 - Smith	23 - Mitchell	3 - Cerchio	15 - Smith	4 - Cerchio
Charlotte (W, 3-2)	Aug. 25	15 - Cerchio	.300 - Tolbert	48 - Mitchell	1 - (4 players)	22 - Talamazzi	10 - Cerchio
William & Mary (W, 3-0)	Aug. 31	13 - Cerchio	.812 - Cerchio	12 - Mitchell	8 - Talamazzi	6 - Mitchell	4 - Cerchio
Campbell (W, 3-0)	Aug. 31	9 - Tolbert	.562 - Tolbert	15 - (2 players)	3 - Talamazzi	13 - Raffety	3 - Cerchio
Robert Morris (W, 3-1)	Sept. 1	17 - Smith	.429 - Cerchio	45 - Jackson	4 - McKinzie	21 - Raffety	5 - Robinson
IUPUI (W, 3-1)	Sept. 7	18 - Smith	.381 - Tolbert	38 - Mitchell	3 - (2 players)	13 - Talamazzi	9 - Cerchio
Ohio (W, 3-1)	Sept. 7	17 - Tolbert	.500 - Cerchio	42 - Mitchell	2 - Smith	14 - (2 players)	6 - Cerchio
Samford (L, 3-0)	Sept. 8	8 - Tolbert	.357 - Tolbert	19 - Mitchell	None	11 - Raffety	3 - Cerchio
VCU (W, 3-0)	Sept. 11	10 - (2 players)	.625 - Tolbert	36 - Mitchell	1 (4 players)	17 - Raffety	5 - Young
No. 18 Baylor (L, 3-0)	Sept. 15	17 - Smith	.409 - Tolbert	28 - Mitchell	1 - (3 players)	11 - Talamazzi	1 - (2 players)
No. 9 Pitt (L, 3-0)	Sept. 21	10 - Tolbert	.312 - Cerchio	25 - Mitchell	1 - Raffety	14 - Raffety	4 - Young
Virginia (W, 3-0)	Sept. 23	13 - Tolbert	.529 - Cerchio	42 - Mitchell	1 - (3 players)	11 - Smith	5 - Cerchio
North Carolina (W, 3-0)	Sept. 28	16 - Smith	.368 - Tolbert	30 - Mitchell	2 - Smith	14 - Raffety	4 - (2 players)
NC State (L, 3-1)	Sept. 30	14 - Tolbert	.344 - Tolbert	30 - Mitchell	3 - Talamazzi	20 - Raffety	3 - Cerchio
Georgia Tech (W, 3-0)	Oct. 5	12 - Smith	.233 - Smith	34 - Mitchell	3 - Talamazzi	14 - Smith	8 - Cerchio
Clemson (L, 3-0)	Oct. 7	13 - Smith	.346 - Smith	29 - Mitchell	1 - Raffety	8 - Smith	3 - Cerchio
No. 22 Louisville (L, 3-0)	Oct. 12	10 - (2 players)	.333 - Talamazzi	12 - Mitchell	None	9 - Raffety	4 - Tolbert
Notre Dame (L, 3-0)	Oct. 14	9 - Talamazzi	.214 - Cerchio	22 - Mitchell	1 - (3 players)	10 - Smith	3 - Cerchio
Wake Forest (W, 3-2)	Oct. 19	16 - Tolbert	.231 - Talamazzi	36 - Mitchell	2 - (3players)	26 - Raffety	6 - Cerchio
Duke (L, 3-2)	Oct. 21	19 - Tolbert	.260 - Tolbert	38 - Mitchell	3 - Raffety	20 - Raffety	5 - Robinson
Miami (Fla.) (L, 3-0)	Oct. 26	10 - Tolbert	.333 - Robinson	27 - Mitchell	1 - Talamazzi	12 - Raffety	1 - (2 players)
Florida State (L, 3-0)	Oct. 28	13 - Smith	.174 - Tolbert	35 - Mitchell	1 - (4 players)	13 - Raffety	2 - Tolbert
Syracuse (L, 3-1)	Nov. 2	21 - Tolbert	.400 - Tolbert	41 - Mitchell	1 - (2 players)	17 - Raffety	1 - Talamazzi
Boston College (W, 3-0)	Nov. 4	14 - Smith	.533 - Cerchio	37 - Mitchell	2 - Talamazzi	12 - Raffety	6 - Cerchio

DOUBLE-DOUBLES COUNT

Who	What	When
Kaity Smith.....	13 K, 15 D.....	vs. Presbyterian (8/25)
Kaity Smith.....	14 K, 14 D.....	at Charlotte (8/25)
Marisa Cerchio.....	15 K, 10 B.....	at Charlotte (8/25)
Talyn Jackson.....	45 A, 13 D.....	vs. Robert Morris (9/1)
Kaity Smith.....	18 K, 12 D.....	vs. IUPUI (9/7)
Ester Talamazzi.....	10 K, 13 D.....	vs. IUPUI (9/7)
Ester Talamazzi.....	10 K, 10 D.....	at Ohio (9/7)
Kaity Smith.....	14 K, 14 D.....	at Ohio (9/7)
Kaity Smith.....	11 K, 11 D.....	vs. Virginia (9/23)
Kaity Smith.....	12 K, 14 D.....	at Georgia Tech (10/5)
Ester Talamazzi.....	11 K, 11 D.....	at Georgia Tech (10/5)
Ester Talamazzi.....	13 K, 20 D.....	Wake Forest (10/19)
Ester Talamazzi.....	14 K, 17 D.....	Duke (10/21)
Kaity Smith.....	17 K, 15 D.....	Duke (10/21)
Rhegan Mitchell.....	38 A, 13 D.....	Duke (10/21)
Kaity Smith.....	13 K, 11 D.....	Syracuse (11/2)

TEAM, PLAYER & OPPONENT HIGHS

Kills	
Team	69 at Charlotte (8/25)
Player	Jaila Tolbert - 21 vs. Syracuse (11/2)
Opponent	70 - Duke (10/21)
Attack Percentage	
Team	.395, 44-10-86 vs. USC Upstate (8/25)
Player (min. 12 kills)	Marisa Cerchio - .812, 13-0-16 vs. William & Mary (8/31)
Opponent	.467, 47-4-92 - Miami (Fla.) (10/26)
Assists	
Team	67 at Charlotte (8/25)
Player	Rhegan Mitchell - 48 at Charlotte (8/25)
Opponent	63 - Duke (10/21)
Service Aces	
Team	13 (2x) last vs. Robert Morris (9/1)
Player	Ester Talamazzi - 8 vs. William & Mary (8/31)
Opponent	9 - Syracuse (11/2)
Digs	
Team	81 at Charlotte (8/25)
Player	Carol Raffety - 26 vs. Wake Forest (10/19)
Opponent	71 - Wake Forest (10/19)
Total Blocks	
Team	18 at Charlotte (8/25)
Player	Marisa Cerchio - 10 at Charlotte (8/25)
Opponent	19 - Syracuse



Jill WILSON

- Second season at Virginia Tech
- 16th as a coach in Division I
- Produced 15 All-SEC players and '02 ACC Player of the Year
- Averaged 20-plus wins per year at LSU (10 years)

The Wilson File

PERSONAL

BORN: May 6, 1979

HOMETOWN: Richmond, Texas

FAMILY: Husband, Jared

COACHING RECORD AT VIRGINIA TECH: 24-33 (2nd year)

CAREER HEAD COACHING RECORD: 24-33 (.421)

EDUCATION

LSU - Bachelor of Science - Business Admin., 2001

JOINED TECH STAFF: Jan. 12, 2017

YEARS OF COLLEGIATE HEAD COACHING: 1

YEARS OF COLLEGIATE COACHING: 15

COACHING HISTORY

2017- Virginia Tech (Head Coach)

2013-16 LSU (Associate Head Coach)

2007-12 LSU (Assistant Coach)

2006-07 Wake Forest (Assistant Coach)

2002-05 North Carolina (Assistant Coach)

2001-02 Tennessee-Martin (Graduate Assistant)

PLAYING HISTORY

1997-00 LSU (outside hitter)

4-year letterwinner and starter

Ranked 6th in the SEC with 23 service aces senior year

Appeared in the 2000 SEC Tournament finals

POSTSEASON EXPERIENCE

LSU 2014 (First Round - Eugene, Ore.)

Defeated Oklahoma, Loss to Oregon

2013 (First Round - Seattle, Wash.)

Defeated Michigan, Loss to Washington

2010 (First Round - Norman, Okla.)

Loss to Tulsa

2009 (First Round - Baton Rouge, La.)

Defeated Tulane, Loss to Texas A&M

2008 (First Round - Los Angeles, Calif.)

Loss to UCLA

2007 (First Round - Austin, Texas)

Defeated New Mexico State, Loss to Texas

UNC 2002 (Regionals - Lincoln, Neb.)

Defeated Winthrop, South Carolina at home

Loss to Hawai'i

Jill Lytle Wilson was named the head coach of the Virginia Tech volleyball program on January 12, 2017, and enters her second year in Blacksburg.

In her first season as the head coach of the Hokies in 2017, Wilson guided Jaila Tolbert to second-team All-ACC after she owned the highest hitting percentage in the conference for non-middle blockers. Tolbert, a right-side hitter, hit more than .300 in 20 matches and earned Virginia Sports Information Directors (VaSID) all-state honors.

Wilson also was key in the development of Kaity Smith, who was named to the ACC All-Freshman Team, as well as the VaSID Freshman of the Year. Smith started the season breaking a school record, putting down 30 kills in her debut – a program first.

Picking up two wins over Virginia in her first season, Wilson contributed to a full point in the Virginia529 Commonwealth Clash. Wilson led Tech to two nonconference tournament titles her opening season, winning the Pepsi Panther Invitational and A-State Invitational. At the A-State Invitational, the Hokies took down Arkansas State and SMU, two teams that won 20-plus matches and earned a bid to the National Invitational Volleyball Championship (NIVC).

Wilson joined the Hokies after an extremely successful run on the bench at LSU where, as the recruiting coordinator, she signed five top-30 recruiting classes according to PrepVolleyball.com. She also helped lead the Tigers to six NCAA Tournament appearances and the 2009 SEC Championship, as well as 25-win seasons in 2007, 2009 and 2010. The Tigers averaged over 20 wins per season during her time on the LSU staff.

"We are excited to welcome Jill and her husband, Jared, to Virginia Tech," Virginia Tech Director of Athletics Whit Babcock said after the announcement of her hiring. "Jill served as an integral component of an LSU program that became a perennial NCAA tournament team during her tenure in the highly-competitive Southeastern Conference. We heard from some of the most respected coaches in the country about Jill's many talents, and their sentiments were very consistent that the school that recruited her away from her alma mater was going to be fortunate to have Jill lead their volleyball program."

Along with her reputation as a staunch recruiter, Wilson helped produce 15 All-SEC selections, four American Volleyball Coaches Association All-South Region First Team picks and an AVCA First Team All-American and SEC Player of the Year in middle blocker Brittnee Cooper.

No stranger to the ACC, Wilson was an assistant at North Carolina from 2002-04 before serving as the top assistant at Wake Forest in 2006. She coached two All-Americans, an ACC Player of the Year and helped lead the Tar Heels to the 2002 regular season ACC Championship and an NCAA Sweet Sixteen appearance. With the Demon Deacons, Wilson trained outside and right side hitters along with assisting in recruiting prospective student-athletes and organizing all team travel.

Wilson broke into coaching in 2001 as a graduate assistant coach at Tennessee-Martin. The Skyhawks finished the campaign with a 24-7 record and won the Ohio Valley Conference regular season championship.

A four-year starter at outside hitter at LSU from 1997-2000, Wilson ranked sixth in the SEC with 23 service aces during her senior campaign that also saw the Tigers appear in the 2000 SEC Tournament finals.

Wilson exemplified the Virginia Tech spirit of Ut Prosim while she was a student-athlete. She was the Tigers' representative on the women's at-large SEC Good Works Team in 1999-00 and she was named the LSU Student-Athlete Volunteer of the Year in 2000.

The Richmond, Texas native graduated from LSU with a B.S. in business administration with concentration in pre-law. While at UT-Martin, Wilson pursued graduate studies in health and human performance.






CAROL RAFFETY

Junior | 5-11
L/DS | Novato, Calif.

High School/Club Team
Marin Catholic | Absolute

Major: Criminology

5



ANGEL ROBINSON

Freshman | 6-0
MB | Norman, Okla.

High School/Club Team
Norman North | Peak

Major: University Studies

6

Hokie Invitational All-Tournament Team

AT THE NET

- Currently No. 7 all-time in program history for career digs.
- Has scooped up 100 digs her six four matches, averaging 4.35 digs per set, and has six 20-plus digs matches this fall.
- Collected 12 digs vs. BC (11/4) & 17 vs. Syracuse (12/3).
- Had 20 digs and a season-high three aces vs. Duke (10/21).
- Season-high 26 digs and two aces vs. Wake Forest (10/19).
- Had her fourth 20-dig match of the year vs. NC State (9/30).
- Recorded five assists and 20 digs against UTSA (9/16).
- Registered 13 digs, including her 1,000th career dig in the third set to become the 18th Hokie to ever accomplish the feat, and three assists versus IUPUI (9/7).
- Collected a season-high 21 digs against Robert Morris (9/1).
- Played in all 31 matches in 2017.
- Scooped up 10-plus digs in 18 straight matches.
- Broke the freshman digs record with 481 in 2016, a mark that had been held by Amanda Cloyd since 2004.

SEASON HIGHS

Kills 1 (2x)
Hitting percentage 1.00 vs. Virginia (9/23/18)
Assists 7 vs. USC Upstate (8/25/18)
Aces 3 vs. Duke (10/21/18)
Digs 26 vs. Wake Forest (10/19/18)
Blocks

CAREER HIGHS

Kills 9 at Florida State (10/14/16)
Hitting percentage 1.00 (2x)
Assists 7 (2x)
Aces 4 at Milwaukee (8/26/17)
Digs 28 vs. Appalachian State (8/26/16)
Blocks 1 at Florida State (10/14/16)

2018 MATCH-BY-MATCH STATS

Date	Opponent	sets	kills	aces	assists	digs	blocks	team
Aug 24, 2018	vs USC Upstate	3	0	0	0	0	0	0
Aug 25, 2018	vs Presbyterian	3	0	0	0	0	0	0
Aug 25, 2018	at Charlotte	5	0	0	0	0	0	0
Aug 31, 2018	WILLIAM & MARY	3	0	0	0	0	0	0
Aug 31, 2018	CAMPBELL	3	0	0	0	0	0	0
Sep 01, 2018	ROBERT MORRIS	4	0	0	0	0	0	0
Sep 07, 2018	vs IUPUI	4	1	0	3	353	3	6
Sep 07, 2018	at Ohio	4	0	0	2	000	4	9
Sep 08, 2018	vs Stanford	3	0	0	0	0	0	0
Sep 11, 2018	VSU	3	0	0	0	0	0	0
Sep 15, 2018	vs Baylor	3	0	0	0	0	0	0
Sep 16, 2018	at UTSA	4	0	0	0	0	0	0
Sep 21, 2018	PITT	3	1	0	1	1000	0	9
Sep 23, 2018	VIRGINIA	3	0	0	0	0	0	0
Sep 28, 2018	NORTH CAROLINA	3	0	0	0	0	0	0
Sep 30, 2018	NC STATE	4	0	0	0	0	0	0
Oct 05, 2018	at Georgia Tech	3	0	0	0	0	0	0
Oct 07, 2018	at Clemson	3	0	0	0	0	0	0
Oct 12, 2018	at Louisville	3	0	0	0	0	0	0
Oct 14, 2018	at Notre Dame	2	0	0	0	0	0	0
Oct 19, 2018	WAKE FOREST	5	0	1	1	1000	2	16
Oct 21, 2018	DUKE	4	0	0	0	0	0	0
Oct 26, 2018	at Miami	3	0	0	0	0	0	0
Oct 28, 2018	at Florida State	3	0	0	0	0	0	0
Nov 02, 2018	SYRACUSE	4	0	0	0	0	0	0
Nov 04, 2018	BOSTON COLLEGE	3	0	0	0	0	0	0
Totals		89	2	1	8	125	80	277

Sets played: 89
Kills per set: 0.02
Service aces per set: 0.21
Digs per set: 3.33

AT THE NET

- Appeared in two sets against Syracuse (11/4).
- Has had five or more kills in her last three matches, her best three-match kill total of the season (16).
- Registered five kills and a block against Florida State (10/28).
- Posted a career-high six kills versus Miami (Fla.) (10/26).
- Notched four career highs against Duke (10/21), tallying five kills, a .571 hitting percentage, a dig and six blocks.
- Collected three kills and four blocks vs. Wake Forest (10/19).
- Played in two sets and started the third frame against Clemson (10/7), recording a block.
- Tied her career high in kills with three along with one block against UTSA (9/16).
- Recorded her best match to date, posting three kills and five blocks, both career highs, versus Robert Morris (9/1).
- Tallied her first-ever ace against William & Mary (8/31).
- Put down the first kill of her career versus Presbyterian (8/25).
- Debut came against USC Upstate (8/24) in the season opener, tallying a block.
- Four-year letterwinner coached by Stephanie Kane at North Norman.
- Guided North Norman to the OSSAA 6A State Championship matches two years in a row, finishing runner-up in 2016 and 2017.
- Also led the Timberwolves to an unblemished record in conference play and a 31-4 overall record in 2017.
- 2017 OSSAA All-State Big West selection.
- 2017 OSSAA All-State Tournament Team selection.
- Team captain in 2017.

SEASON/CAREER HIGHS

Kills 6 at Miami (10/26/18)
Hitting percentage 571 vs. Duke (10/21/18)
Assists
Aces 1 vs. William & Mary (8/31/18)
Digs 1 vs. Duke (10/21/18)
Blocks 6 vs. Duke (10/21/18)

2018 MATCH-BY-MATCH STATS

Date	Opponent	sets	kills	aces	assists	digs	blocks	team
Aug 24, 2018	vs USC Upstate	1	0	0	0	0	0	0
Aug 25, 2018	vs Presbyterian	1	0	0	0	0	0	0
Aug 25, 2018	at Charlotte	1	0	0	0	0	0	0
Aug 31, 2018	WILLIAM & MARY	1	0	0	0	0	0	0
Sep 01, 2018	ROBERT MORRIS	4	3	0	1	300	0	0
Sep 08, 2018	vs Stanford	2	0	1	3	333	0	1
Sep 16, 2018	at UTSA	4	3	3	9	000	0	0
Oct 07, 2018	at Clemson	2	0	1	3	333	0	0
Oct 12, 2018	at Louisville	1	0	0	1	000	0	0
Oct 14, 2018	at Notre Dame	3	1	0	2	500	0	0
Oct 19, 2018	WAKE FOREST	5	3	3	11	000	0	0
Oct 21, 2018	DUKE	4	5	1	7	571	0	0
Oct 26, 2018	at Miami	3	6	2	12	333	0	0
Oct 28, 2018	at Florida State	3	5	4	12	083	0	0
Nov 02, 2018	SYRACUSE	2	0	4	7	571	0	0
Totals		37	27	19	79	101	0	1

Sets played: 37
Kills per set: 0.73
Service aces per set: 0.03
Digs per set: 0.03
Blocks per set: 0.09



TESSA WYNER

Freshman | 5-11
OH | Charleston, W.Va.

High School/Club Team
George Washington | River Cities Thunder

Masters: Biology

7

AT THE NET

- Played in two sets of action against Syracuse (11/2),
- Tied her career-high three digs against Miami (Fla.).
- Notched her career highs in three categories, including kills (3), digs (3) and hitting percentage (.400) at Clemson (10/7).
- Set a then-career-high two digs versus UTSA (9/16).
- Scooped up a dig against Baylor (9/15).
- Played in a set against Samford (9/8), getting an attack.
- Appeared in a set against William & Mary.
- Debut came versus Presbyterian (8/25), posting an assist.
- Four-year varsity letterwinner coached by Missy Smith at George Washington.
- Three-time West Virginia Gatorade Player of the Year.
- Two-time West Virginia Sports Writers Association Player of the Year.
- Mountain State Athletic Conference Player of the Year.
- Four-time first-team All-State selection.
- Led George Washington to a WVSSAC state championship.
- MaxPreps Underclassmen All-American.
- PrepVolleyball All-American.
- Guided her club team to winning USA 18 Nationals, the first time a team from West Virginia had ever done so.
- Captain.

SEASON/CAREER HIGHS

Kills.....3 at Clemson (10/7/18)
Hitting percentage......400 at Clemson (10/7/18)
Assists.....1 vs. Presbyterian (8/25/18)
Aces.....
Digs3 (2x)
Blocks.....

2018 MATCH-BY-MATCH STATS

Date	Opponent	sp	k	e	a	ta	sa	se	la	ptct	re	ra	ptct	dig	bs	ba	be	total	lbe	points	team	hlt%	score		
Aug 25, 2018	vs Presbyterian	1	0	1	2	-500	1	0	1,000	0	0	0	0	0	0	0	0	0	0	0	0	0	-205	3-0	
Aug 31, 2018	WILLIAM & MARY	1	0	0	0	0.000	0	0	0.000	0	0	0	0	0	0	0	0	0	0	0	0	0	-382	3-0	
Sep 08, 2018	vs Samford	1	0	0	1	0.000	0	0	1.000	0	0	0	0	0	0	0	0	0	0	0	0	0	-140	0-3	
Sep 15, 2018	vs Baylor	1	0	1	2	-500	0	0	0.000	0	0	0	0	0	0	0	0	0	0	0	0	0	-206	0-3	
Sep 16, 2018	at UTSA	1	0	0	1	0.000	0	2	2.000	0	0	0	0	0	0	0	0	0	0	0	0	0	-262	1-3	
Oct 07, 2018	at Clemson	1	3	1	5	400	0	0	0.000	0	1	3	667	0	1	1,000	3	0	0	0	0	0	0	-151	0-3
Oct 26, 2018	at Miami	1	0	0	4	0.000	0	3	3.000	0	1	3	667	0	2	1,000	3	0	0	0	0	0	0	-165	0-3
Nov 02, 2018	SYRACUSE	2	0	1	5	-200	0	0	0.000	0	0	0	0	0	0	0	0	0	0	0	0	0	0	-070	1-3
Totals		10	3	4	20	-.050	1	6	.167	0	2	9	.778	2	6	667	9	0	0	0	0	0	0	-	

Sets played: 10
Kills per set: 0.30
Assists per set: 0.10

Digs per set: 0.90

Service aces per set: 0.00

Digs per set: 0.35

Assists per set: 0.10



RHEGAN MITCHELL (like Ronald Reagan)

r-Senior | 5-8
S | Peachtree City, Ga.

High School/Club Team
McIntosh | Tsunami

Major: Human Nutrition, Exercise
(like Ronald Reagan)

9

- 2017-18 ACC All-Academic Honor Roll**
- Pepsi Panther Invitational MVP**
- Pepsi Panther Invitational All-Tournament Team**
- A-State Invitational All-Tournament Team**

AT THE NET

- Near double-double (41A/8D) versus Syracuse (10/28).
- Double-double (38A/14D), her first this fall, vs. Duke (10/21).
- Career-high six blocks and 29 assists against Clemson (10/7).
- Posted 30 assists in both matches against NC State and UNC.
- Tallied 42 assists and seven digs against Virginia (9/23).
- Dished out 48 assists and collected nine digs, five blocks and four kills against Charlotte (8/25).
- Played in all 31 matches with 29 starts in 2017.
- Set a career-high 65 assists in the opener against Idaho State.
- Was one of only six players in the ACC to own more than 1,000 assists on the year, the first Hokie since 2013 to do so.
- Racked up a team-high eight double-doubles last fall.

SEASON HIGHS

Kills4 (2x)
Hitting percentage......800 vs. VCU (9/11/18)
Assists.....48 at Charlotte (8/25/18)
Aces2 vs. Campbell (8/31/18)
Digs14 vs. Duke (10/21/18)
Blocks6 at Georgia Tech (10/5/18)

CAREER HIGHS

Kills.....6 vs. Miami (11/19/17)
Hitting percentage......1.00 vs. Idaho State (8/25/17)
Assists.....65 vs. Idaho State (8/25/17)
Aces.....2 (2x)
Digs.....15 vs. Clemson (10/16/15)
Blocks.....6 at Georgia Tech (10/5/18)

2018 MATCH-BY-MATCH STATS

Date	Opponent	sp	k	e	a	ta	sa	se	la	ptct	re	ra	ptct	dig	bs	ba	be	total	lbe	points	team	hlt%	score		
Aug 24, 2018	vs USC Upstate	*3	1	0	3	333	14	37	378	0	0	14	1,000	0	0	0	0	0	0	0	0	0	0	-395	3-0
Aug 25, 2018	vs Presbyterian	*3	0	0	0	0.000	23	50	460	0	0	15	1,000	0	0	0	0	0	0	0	0	0	0	-205	3-0
Aug 25, 2018	at Charlotte	*5	4	0	8	500	48	129	372	0	1	13	923	0	0	0	0	0	0	0	0	0	0	-191	3-2
Aug 31, 2018	WILLIAM & MARY	*3	0	0	0	0.000	12	31	367	1	0	8	1,000	0	0	0	0	0	0	0	0	0	0	-382	3-0
Aug 28, 2018	CAMPBELL	*3	0	0	0	0.000	15	41	366	2	0	13	1,000	0	0	0	0	0	0	0	0	0	0	-318	3-0
Sep 07, 2018	vs IUPUI	*4	0	0	0	0.000	38	89	427	0	1	19	947	0	1	1,000	7	0	0	0	0	0	0	-285	3-1
Sep 07, 2018	at Ohio	*4	2	0	6	333	42	91	462	1	0	18	1,000	0	0	0	0	0	0	0	0	0	0	-331	3-1
Sep 08, 2018	vs Samford	*3	1	0	3	333	19	62	336	0	2	13	946	0	1	1,000	8	0	1	1	0	0	0	-140	0-3
Sep 11, 2018	VCU	*3	4	0	5	800	36	89	404	1	0	8	1,000	0	0	0	0	0	0	0	0	0	0	-301	3-0
Sep 15, 2018	vs Baylor	*3	0	1	5	-200	28	76	368	0	1	10	900	0	1	1,000	5	0	1	1	0	0	0	-206	0-3
Oct 16, 2018	at UTSA	*4	2	1	4	250	38	115	374	0	0	20	1,000	0	0	0	0	0	0	0	0	0	0	-252	1-3
Sep 21, 2018	PITT	*3	1	0	5	200	25	75	333	0	0	12	1,000	0	0	0	0	0	0	0	0	0	0	-092	0-3
Sep 23, 2018	VIRGINIA	*3	1	1	4	000	42	88	477	0	0	12	1,000	0	0	0	0	0	0	0	0	0	0	-272	3-0
Sep 28, 2018	NORTH CAROLINA	*3	3	0	7	286	38	93	346	0	1	14	929	0	0	0	0	0	0	0	0	0	0	-209	3-0
Sep 30, 2018	NC STATE	*4	2	1	6	167	30	93	323	0	1	12	917	0	0	0	0	0	0	0	0	0	0	-113	1-3
Oct 05, 2018	at Georgia Tech	*3	1	0	2	500	34	83	410	0	0	7	1,000	0	0	0	0	0	0	0	0	0	0	-301	3-0
Oct 07, 2018	at Clemson	*3	1	1	7	000	29	81	358	0	3	12	750	0	0	0	0	0	0	0	0	0	0	-151	0-3
Oct 12, 2018	at Louisville	*3	1	0	2	500	12	55	218	0	0	9	1,000	0	0	0	0	0	0	0	0	0	0	-112	0-3
Oct 14, 2018	at Notre Dame	*3	0	0	2	000	22	27	815	1	0	8	1,000	0	0	0	0	0	0	0	0	0	0	-126	0-3
Oct 19, 2018	WAKE FOREST	*3	1	1	4	250	36	108	343	0	0	19	1,000	0	1	1,000	4	0	2	3	0	0	0	-116	3-2
Oct 21, 2018	DUKE	*5	0	1	4	-250	38	104	365	1	0	22	1,000	0	1	1,000	14	0	0	1	0	0	0	-205	2-3
Oct 26, 2018	at Miami	*3	1	0	6	167	27	80	338	0	2	8	750	0	0	0	0	0	0	0	0	0	0	-165	0-3
Oct 28, 2018	at Florida State	*3	0	3	000	35	88	407	0	0	10	1,000	0	0	0	0	0	0	0	0	0	0	0	-097	0-3
Nov 02, 2018	SYRACUSE	*4	3	1	7	286	41	117	350	0	1	16	938	0	0	0	0	0	0	0	0	0	0	-070	1-3
Nov 04, 2018	BOSTON COLLEGE	*3	0	0	4	000	37	91	407	0	0	11	1,000	0	0	0	0	0	0	0	0	0	0	-302	3-0
Totals		86	30	9	98	-.214	756	1982	381	7	13	323	360	0	5	1,000	151	1	31	7	320	13	-		

Sets played: 86
Kills per set: 0.35
Assists per set: 0.79

Service aces per set: 0.08
Digs per set: 1.19
Blocks per set: 0.37



KYLIE THOMAS

Sophomore | 5-7
L/DS | Sterling, Va.

High School/Club Team
Dulles | Potomac Falls

Major: National Security, Foreign Affairs

10

2017-18 ACC Academic Honor Roll

AT THE NET

- Had three digs vs. BC (11/4) and five digs vs. Syracuse (11/2).
- Tied her season-high 10 digs and two aces vs. Duke (10/21).
- Posted her second-most assists of the season with three and had seven digs versus UTSA (9/16).
- Had seven digs and a career-high three aces vs. IUPUI (9/7).
- Scooped up a season-high 10 digs, the second-most of her career, and recorded two assists against Robert Morris (9/1).
- Posted eight digs and a career-high four assists in the season opener versus USC Upstate (8/24).
- Played in 20 matches, drawing one start in 2017.
- Debut at the college level came against Ole Miss, where she tallied a service ace and one dig.
- Followed it up with her best match of the season, posting a career-high 13 digs and two assists versus Arkansas State.

SEASON HIGHS

Kills
Hitting percentage.....
Assists.....4 vs. USC Upstate (8/24/18)
Aces3 vs. IUPUI (9/17/18)
Digs.....10 (2x)
Blocks.....

CAREER HIGHS

Kills
Hitting percentage.....
Assists.....4 vs. USC Upstate (8/24/18)
Aces3 vs. IUPUI (9/17/18)
Digs.....13 at Arkansas State (9/1/17)
Blocks.....

2018 MATCH-BY-MATCH STATS

Date	Opponent	sp	k	a	ta	pc	a	ta	pc	sa	se	la	pc	re	ta	pc	bl	ba	be	total	bhs	points	team	hfr%	score		
Aug 24, 2018	vs USC Upstate	3	0	0	0.000	4	7	571	1	1	8	875	0	10	1,000	8	0	0	0	0	0	0	0	0	0	-395	3-0
Aug 25, 2018	vs Presbyterian	3	0	0	0.000	1	6	167	1	0	8	1,000	0	10	1,000	6	0	0	0	0	0	0	0	0	0	-205	3-0
Aug 25, 2018	at Charlotte	3	0	0	0.000	1	4	250	1	0	27	1,000	1	17	341	6	0	0	0	0	0	0	0	0	0	-181	3-2
Aug 31, 2018	WILLIAM & MARY	3	0	0	0.000	1	6	200	0	1	6	833	1	7	857	3	0	0	0	0	0	0	0	0	0	-282	3-0
Aug 31, 2018	CAMPBELL	3	0	0	0.000	0	1	000	1	0	13	1,000	0	8	1,000	4	0	0	0	0	0	0	0	0	0	-318	3-0
Sep 01, 2018	ROBERT MORRIS	4	0	0	0.000	2	4	500	1	1	12	917	0	5	1,000	10	0	0	0	0	0	0	0	0	0	-227	3-1
Sep 07, 2018	vs IUPUI	4	0	0	0.000	0	2	000	3	1	18	944	0	3	1,000	7	0	0	0	0	0	0	0	0	0	-265	3-1
Sep 07, 2018	at Ohio	4	0	0	0.000	0	3	000	0	2	17	882	1	10	900	6	0	0	0	0	0	0	0	0	0	-331	3-1
Sep 08, 2018	vs Sanford	3	0	0	0.000	0	0	000	0	0	9	1,000	0	14	1,000	3	0	0	0	0	0	0	0	0	0	-140	0-3
Sep 11, 2018	VCU	3	0	0	0.000	0	1	000	0	1	12	917	0	12	1,000	4	0	0	0	0	0	0	0	0	0	-301	3-0
Sep 15, 2018	vs Baylor	3	0	0	0.000	0	1	000	0	0	11	1,000	0	0	0.000	2	0	0	0	0	0	0	0	0	0	-206	0-3
Sep 16, 2018	at UTSA	4	0	0	0.000	3	4	750	1	15	933	1	11	909	7	0	0	0	0	0	0	1	0	0	0	-262	1-3
Sep 21, 2018	PITT	3	0	0	0.000	0	2	000	0	0	11	1,000	1	13	923	2	0	0	0	0	0	0	0	0	0	-092	0-3
Sep 23, 2018	VIRGINIA	2	0	0	0.000	0	0	000	0	2	6	667	0	1	1,000	4	0	0	0	0	0	0	0	0	0	-272	3-0
Sep 28, 2018	NORTH CAROLINA	*3	0	0	0.000	2	5	400	0	0	9	1,000	0	9	1,000	5	0	0	0	0	0	0	0	0	0	-209	3-0
Sep 30, 2018	NC STATE	4	0	0	0.000	0	3	000	1	0	13	1,000	0	7	1,000	7	0	0	0	0	0	0	0	0	0	-113	1-3
Oct 05, 2018	at Georgia Tech	3	0	0	0.000	1	4	250	2	1	19	947	1	9	885	2	0	0	0	0	0	0	0	0	0	-301	3-0
Oct 07, 2018	at Clemson	3	0	0	0.000	1	3	333	0	0	7	1,000	0	9	1,000	3	0	0	0	0	0	0	0	0	0	-151	0-3
Oct 12, 2018	at Louisville	3	0	0	0.000	0	0	000	0	0	9	1,000	1	13	923	3	0	0	0	0	0	0	0	0	0	-112	0-3
Oct 14, 2018	at Notre Dame	3	0	0	0.000	0	14	000	0	1	8	875	1	23	957	4	0	0	0	0	0	0	0	0	0	-126	0-3
Oct 19, 2018	WAKE FOREST	5	0	0	0.000	1	4	250	2	1	20	950	1	16	938	10	0	0	0	0	0	0	0	0	0	-116	3-2
Oct 21, 2018	DUKE	6	0	0	0.000	0	2	000	1	0	13	1,000	1	27	963	4	0	0	0	0	0	0	0	0	0	-205	2-3
Oct 26, 2018	at Miami	2	0	0	0.000	1	4	250	0	0	5	1,000	0	1	1,000	2	0	0	0	0	0	0	0	0	0	-165	0-3
Nov 02, 2018	SYRACUSE	3	0	0	0.000	0	2	000	1	0	10	1,000	2	8	750	5	0	0	0	0	0	0	0	0	0	-070	1-3
Nov 04, 2018	BOSTON COLLEGE	4	0	0	0.000	0	0	000	1	1	12	917	0	4	1,000	3	0	0	0	0	0	0	0	0	0	-302	3-0
		84	0	0	0.000	18	81	222	16	14	288	951	12	247	951	123	0	0	0	0	0	0	0	0	0	-	

Sets played: 84
Assists per set: 0.21
Service aces per set: 0.19
Digs per set: 1.46
Blocks per set: 0.00



SARAH JANE LYNCH

Freshman | 6-2
S | Roswell, Ga.

High School/Club Team
Mount Pisgah Christian | A5

Major: General Engineering

11

AT THE NET

- Tallied one ace and two digs versus Boston College (11/4).
- Recorded two digs against Syracuse (11/2)/
- Posted once ace and a dig versus Florida State (10/28).
- Scooped up one dig in five sets against Duke (10/21).
- Registered an ace and a dig against Notre Dame (10/14).
- Achieved a career-high two aces against Georgia Tech (10/5).
- Tallied a dig against NC State (9/30).
- Notched a career-high three digs vs. North Carolina (9/28).
- Recorded her first career dig, an impressive pancake, against Virginia (9/23).
- Saw two sets of action against then-No. 9 Pitt (9/21).
- Laid in her first collegiate match against UTSA (9/16).
- Three-year letterwinner coached by Leah Longoria at Mount Pisgah Christian.
- Named to the Class of 2018 Senior Aces Top 150.
- First team GHSA All-State in 2016.
- Honorable mention GHSA All-State in 2014.
- Two-time All-Area selection.
- Team MVP in 2016 and 2014.
- Guided A5 to the 2016 USA Volleyball National Championship crown in 16-U Open Division, while being named to the all-tournament team.
- Tabbed AAU All-American in 2016 after leading A5 to the AAU National Championship in 2016.
- Named to PrepVolleyball.com Frosh59 list.
- Three-year member of the National Honor Society.
- Georgia Certificate of Merit Scholar.

SEASON/CAREER HIGHS

Kills
Hitting percentage.....
Assists.....
Aces.....2 at Georgia Tech (10/5/18)
Digs.....3 vs. North Carolina (9/28/18)
Blocks.....

2018 MATCH-BY-MATCH STATS

Date	Opponent	sp	k	a	ta	pc	a	ta	pc	sa	se	la	pc	re	ta	pc	bl	ba	be	total	bhs	points	team	hfr%	score		
Sep 15, 2018	at UTSA	1	0	0	0.000	0	0	000	0	0	1	1,000	0	0	0.000	0	0	0	0	0	0	0	0	0	0	-252	1-3
Sep 21, 2018	PITT	2	0	0	0.000	0	0	000	0	0	4	1,000	0	0	0.000	0	0	0	0	0	0	0	0	0	0	-092	0-3
Sep 23, 2018	VIRGINIA	2	0	0	0.000	0	0	000	0	0	5	1,000	0	0	0.000	1	0	0	0	0	0	0	0	0	0	-272	3-0
Sep 28, 2018	NORTH CAROLINA	3	0	0	0.000	0	0	000	0	0	15	1,000	0	0	0.000	8	0	0	0	0	0	0	0	0	0	-209	3-0
Sep 30, 2018	NC STATE	4	0	0	0.000	0	0	000	0	1	11	909	0	0	0.000	1	0	0	0	0	0	0	0	0	0	-113	1-3
Oct 05, 2018	at Georgia Tech	3	0	0	0.000	0	1	000	2	0	10	1,000	0	0	0.000	2	0	0	0	0	0	0	0	0	0	-301	3-0
Oct 07, 2018	at Clemson	3	0	0	0.000	0	0	000	0	1	8	875	0	0	0.000	6	0	0	0	0	0	0	0	0	0	-151	0-3
Oct 14, 2018	at Notre Dame	3	0	0	0.000	0	0	000	0	1	9	889	0	0	0.000	1	0	0	0	0	0	0	0	0	0	-126	0-3
Oct 19, 2018	WAKE FOREST	5	0	0	0.000	0	0	000	0	0	12	1,000	0	0	0.000	6	0	0	0	0	0	0	0	0	0	-116	3-2
Oct 21, 2018	DUKE	5	0	0	0.000	0	0	000	0	0	12	1,000	0	0	0.000	1	0	0	0	0	0	0	0	0	0	-205	2-3
Oct 26, 2018	at Miami	3	0	0	0.000	0	0	000	0	0	6	1,000	0	0	0.000	1	0	0	0	0	0	0	0	0	0	-165	0-3
Nov 02, 2018	at Florida State	3	0	0	0.000	0	0	000	1	0	11	1,000	0	0	0.000	1	0	0	0	0	0	0	0	0	0	-097	0-3
Nov 02, 2018	SYRACUSE	4	0	0	0.000	0	0	000	0	0	9	1,000	0	0	0.000	2	0	0	0	0	0	0	0	0	0	-070	1-3
Nov 04, 2018	BOSTON COLLEGE	3	0	0	0.000	0	0	000	1	0	9	1,000	0	0	0.000	2	0	0	0	0	0	0	0	0	0	-302	3-0
		41	0	0	0.000	0	3	000	5	9	129	961	0	0	0.000	15	0	0	0	0	0	0	0	0	0	-	

Sets played: 47
Assists per set: 0.11
Service aces per set: 0.11
Digs per set: 0.32





PEYTON YELICH

Freshman | 6-3
MB | Crown Point, Ind.

High School/Club Team
Crown Point| Ignite Elite

Major: University Studies

13

AT THE NET

- Saw her first in-game action of the season against UTSA (9/16), tallying two kills and a hitting percentage of .500.
- Four-year letterwinner coached by Allison Duncan at Crown Point.
- IHSAA All-State selection.
- Two-time all-conference pick.
- Two-time All-Area honoree.
- Led Crown Point to two perfect seasons in conference play, garnering two conference titles and two sectional and regional crowns.
- Guided Crown Point to the IHSAA State Championship match.
- Three-time Indiana All-Star Team member.
- IHSAA North vs. South MVP.
- Three-time Blocker of the Year.
- 2016 AVCA Phenom List honoree.
- Led Ignite Elite to a third-place finish at the 18U Open Divisions in Gold.
- PrepVolleyball.com's Preseason High School All-American Watch List.
- Under Armour All-American Watch List.
- Team captain in 2017.

SEASON/CAREER HIGHS

Kills2 at UTSA (9/16/18)
Hitting percentage......500 at UTSA (9/16/18)
Assists.....
Aces.....
Digs.....
Blocks.....

2018 MATCH-BY-MATCH STATS

Date	Opponent	se	a	att	re	bl	pt	hi	sc
Sep 16, 2018	at UTSA	2	0	4	0	0	0	2	1-3

Sets played: 1
Kills per set: 2.00
Blocks per set: 0.00



ESTER TALAMAZZI (Tal-uh-MAHT-zee)

Sophomore | 6-0
OH | Campo Ligure, Genoa, Italy

High School/Club Team
Liceo Scientifico A. Antonelli | Volleyro'

Major: Business

14

**2017-18 All-ACC Academic Volleyball Team
2017-18 ACC Academic Honor Roll
ACC Freshman of the Week (9/4/17)**

AT THE NET

- Recorded eight kills and seven digs versus Syracuse (11/2).
- Had consecutive double-doubles in October, 13K/20D vs. Wake Forest (10/19) and 14K/17D vs. Duke (10/21).
- Tied her season-high clip of .333 with 10 kills vs. UofL (10/12).
- Registered her third double-double (11K/D) of the season vs. Georgia Tech (10/5), while posting a season-high clip (.333).
- Had a season-high 15 kills and 7 digs vs. Robert Morris (9/1).
- Set a career-high eight aces, tied for the second-most in school history, with five kills versus William & Mary (8/31).
- Scooped up a career-high 22 digs and put down nine kills in a near double-double effort in Tech's clash with Charlotte (8/25).
- Played in all 31 matches, drawing 26 starts in 2017.
- Tied with Annie Spicer for 8th all-time (290) in freshman kills.

SEASON HIGHS

Kills.....15 vs. Robert Morris (9/1/18)
Hitting percentage......333 (2x)
Assists.....3 vs. Robert Morris (9/1/18)
Aces.....8 vs. William & Mary (8/31/18)
Digs.....22 at Charlotte (8/25/18)
Blocks.....4 vs. IUPUI (9/7/18)

CAREER HIGHS

Kills17 vs. Notre Dame (10/8/17)
Hitting percentage......462 vs. South Dakota State (8/25/17)
Assists.....3 (2x)
Aces.....8 vs. William & Mary (8/31/18)
Digs.....22 at Charlotte (8/25/18)
Blocks.....4 (3x)

2018 MATCH-BY-MATCH STATS

Date	Opponent	se	a	att	re	bl	pt	hi	sc	
Aug 24, 2018	vs USC Upstate	7	4	19	0	0	0	0	0	
Aug 25, 2018	vs Presbyterian	8	4	27	148	0	2	0	0	
Aug 25, 2018	at Charlotte	9	7	32	062	0	3	0	0	
Aug 31, 2018	WILLIAM & MARY	5	1	13	308	0	1	0	0	
Sep 01, 2018	CAMPBELL	6	5	19	053	2	4	5	0	
Sep 07, 2018	ROBERT MORRIS	15	4	42	262	1	4	250	2	
Sep 07, 2018	vs IUPUI	10	2	37	216	1	3	333	0	
Sep 07, 2018	at Ohio	10	4	31	194	2	5	400	1	
Sep 08, 2018	vs Sanford	6	2	21	056	1	2	500	0	
Sep 11, 2018	VCU	10	6	31	152	1	4	250	0	
Sep 15, 2018	vs Baylor	7	5	28	071	3	6	500	1	
Sep 16, 2018	at UTSA	9	2	24	262	2	5	400	0	
Sep 21, 2018	PITT	3	7	25	150	0	1	0	0	
Sep 23, 2018	VIRGINIA	9	7	26	077	0	1	0	0	
Sep 28, 2018	NORTH CAROLINA	7	7	27	000	2	4	500	0	
Sep 30, 2018	NC-STATE	5	10	28	178	1	3	333	3	
Oct 05, 2018	at Georgia Tech	11	1	30	333	1	2	500	0	
Oct 07, 2018	at Clemson	3	4	15	067	0	3	0	0	
Oct 12, 2018	at Louisville	10	2	24	333	1	2	500	2	
Oct 14, 2018	at Notre Dame	9	6	25	120	0	1	0	0	
Oct 19, 2018	WAKE FOREST	13	4	39	231	1	7	143	2	
Oct 21, 2018	DUKE	14	4	42	238	1	5	200	2	
Oct 26, 2018	at Miami	5	4	30	033	0	3	0	0	
Oct 28, 2018	at Florida State	6	6	26	000	0	4	0	0	
Nov 02, 2018	SYRACUSE	8	13	33	152	1	3	333	0	
Nov 04, 2018	BOSTON COLLEGE	5	1	19	211	1	1	1,000	2	
Totals		88	210	124	713	121	22	92	238	32

Sets played: 89
Kills per set: 2.36
Assists per set: 0.25
Service aces per set: 0.36
Digs per set: 2.76
Blocks per set: 0.29



KAI YOUNG

Sophomore | 5-11
MB | Charlotte, N.C.

High School/Club Team
Charlotte Christian | Carolina Union

Major: Public Relations

22

AT THE NET

- Earned her first start since Oct. 14, recording four kills and three blocks versus Boston College (11/4).
- Collected three blocks at then-No. 22 Louisville (10/12).
- Posted four kills on a hitting percentage of .375 with three blocks against rival Virginia (9/23).
- Tallied a kill and four blocks against then-No. 9 Pitt (9/21).
- Had her second-most blocks of the season (5) vs. VCU (9/11).
- Played her best match yet against Charlotte (8/25), posting two career highs – 13 kills, eight blocks.
- Played in 17 matches, drawing two starts in 2017.
- Set two then-career highs with seven kills and seven blocks vs. Boston College.
- Played volleyball and ran track at Charlotte Christian.
- Father, Bryant Young, played football at Notre Dame and was a 14-year NFL veteran with the San Francisco 49ers, earning four Pro Bowls and a XXIX Super Bowl ring. He currently coaches the defensive line for the Atlanta Falcons.
- Mother ran track at Notre Dame.

SEASON HIGHS

Kills 13 at Charlotte (8/25/18)
 Hitting percentage.....571 vs. VCU (9/11/18)
 Assists..... 1 (2x)
 Aces.....
 Digs 1 (7x)
 Blocks.....8 at Charlotte (8/25/18)

CAREER HIGHS

Kills 13 at Charlotte (8/25/18)
 Hitting percentage..... 1.00 (3x)
 Assists..... 1 (2x)
 Aces.....
 Digs 1 (7x)
 Blocks..... 8 at Charlotte (8/25/18)

2018 MATCH-BY-MATCH STATS

Date	Opponent	sp	k	e	ta	oc	a	ta	oc	sa	se	ta	oc	re	ta	oc	di	bl	ba	to	bh	pts	team				
Aug 24, 2018	vs USC Upstate	3	6	2	13	358	0	1	0	0	0	0	0	0	0	0	0	0	3	0	0	0	-395	3-0			
Aug 25, 2018	vs Presbyterian	3	5	5	14	000	0	1	0	0	0	0	0	0	0	0	0	0	3	0	3	0	0	-205	3-0		
Aug 25, 2018	at Charlotte	3	13	5	27	296	0	0	0	0	0	0	0	0	0	0	0	0	8	2	8	0	0	-191	3-2		
Aug 31, 2018	WILLIAM & MARY	3	3	2	8	125	0	0	0	0	0	0	0	0	0	0	0	0	2	0	2	0	0	-382	3-0		
Aug 31, 2018	CAMPBELL	3	5	1	13	308	0	0	0	0	0	0	0	0	0	0	0	0	2	0	2	0	0	-318	3-0		
Sep 07, 2018	ROBERT MORRIS	4	1	3	8	333	0	0	0	0	0	0	0	0	0	0	0	0	0	0	0	0	0	-227	3-1		
Sep 07, 2018	vs IUPUI	4	6	2	13	308	0	1	0	0	0	0	0	0	0	0	0	0	5	0	5	0	0	-285	3-1		
Sep 07, 2018	at Ohio	4	3	1	8	250	0	1	0	0	0	0	0	0	0	0	0	0	2	0	2	0	0	-331	3-1		
Sep 08, 2018	vs Sanford	2	0	2	2	1000	0	0	0	0	0	0	0	0	0	0	0	0	1	0	1	0	0	-140	0-3		
Sep 11, 2018	VCU	3	4	0	7	571	0	0	0	0	0	0	0	0	0	0	0	0	5	0	5	0	0	-301	3-0		
Sep 15, 2018	vs Baylor	3	0	0	1	000	0	0	0	0	0	0	0	0	0	0	0	0	0	2	0	0	0	0	-206	0-3	
Sep 15, 2018	at UTA	2	0	0	1	000	1	1	1	0	0	0	0	0	0	0	0	0	0	0	1	0	0	0	-262	1-3	
Sep 21, 2018	PITT	3	1	1	6	000	0	1	2	0	0	0	0	0	0	0	0	0	4	0	4	0	0	0	-092	0-3	
Sep 23, 2018	VIRGINIA	3	4	1	8	375	0	0	0	0	0	0	0	0	0	0	0	0	3	1	3	0	0	0	-272	3-0	
Sep 28, 2018	NORTH CAROLINA	3	2	0	2	4	500	1	2	5	0	0	0	0	0	0	0	0	0	0	0	0	0	0	-209	3-0	
Sep 30, 2018	NC STATE	4	5	3	13	154	0	0	0	0	0	0	0	0	0	0	0	0	2	3	2	0	0	0	-113	1-3	
Oct 05, 2018	at Georgia Tech	3	2	1	5	200	0	1	0	0	0	0	0	0	0	0	0	0	1	1	1	0	0	0	-301	3-0	
Oct 07, 2018	at Clemson	2	0	2	4	500	0	0	0	0	0	0	0	0	0	0	0	0	0	0	3	0	0	0	-151	0-3	
Oct 12, 2018	at Louisville	2	0	0	3	000	0	0	0	0	0	0	0	0	0	0	0	0	0	1	0	0	0	0	-112	0-3	
Oct 14, 2018	at Notre Dame	1	1	0	2	500	0	0	0	0	0	0	0	0	0	0	0	0	0	2	0	0	0	0	-126	0-3	
Nov 02, 2018	SYRACUSE	4	2	1	4	250	0	0	0	0	0	0	0	0	0	0	0	0	0	0	0	0	0	0	-070	1-3	
Nov 04, 2018	BOSTON COLLEGE	3	4	1	10	300	0	0	0	0	0	0	0	0	0	0	0	0	3	2	3	0	0	0	-302	3-0	
Totals		64	67	33	172	198	2	9	222	0	0	0	0	0	0	0	0	0	1	9	889	7	0	51	18	51	0

Sets played: 64
 Kills per set: 1.05
 Assists per set: 0.03
 Digs per set: 0.11
 Blocks per set: 0.80



TALYN JACKSON (TAL-lynn)

Freshman | 5-11
S | Gardnersville, Nev.

High School/Club Team
Douglas | Silve State

Major: Unversity Studies

23

AT THE NET

- Has had exactly nine assists in three consecutive matches.
- Owned nine assists vs. Wake Forest (10/19) and Duke (10/21).
- Had nine assists, one dig and a block at Notre Dame (10/14).
- Collected three assists and one dig at then-No. 22 Louisville (10/12).
- Posted eight assists, three digs and a block vs. NC State (9/30).
- Recorded nine assists, two digs and a kill versus IUPUI (9/7).
- Filled in for setter Rhegan Mitchell against Robert Morris (9/1), drawing her first start and did not disappoint by posting 45 assists, 13 digs, two aces – all career highs – and two blocks.
- Collected 15 assists, two kills and a dig versus Campbell (8/31).
- Set a career-high four blocks and posted 11 assists against William & Mary (8/31).
- Tallied 11 assists and a two blocks against Charlotte (8/25).
- Had nine assists, a kill, dig and block vs. Presbyterian (8/25).
- Dished out 16 assists and put down four kills in her debut against USC Upstate (8/24).
- Enrolled in January, practicing with the team this past spring and playing in its scrimmages.
- Four-year varsity letterwinner at Douglas HS.
- Named to the Class of 2018 Senior Aces Top 150.
- Tabbed Soph79 by PrepVolleyball.com.
- USA Volleyball High Performance Indoor Girls' Select National A1 Team member.
- NIAA All-State selection.
- NIACC All-State 4A Academic Team.
- 2017 All-League Player of the Year.

SEASON/CAREER HIGHS

Kills 4 (x2)
 Hitting percentage..... 1.00 vs. Campbell (8/31/18)
 Assists 45 vs. Robert Morris (9/1/18)
 Aces..... 2 vs. Robert Morris (9/1/18)
 Digs..... 13 vs. Robert Morris (9/1/18)
 Blocks..... 4 vs. William & Mary (8/31/18)

2018 MATCH-BY-MATCH STATS

Date	Opponent	sp	k	e	ta	oc	a	ta	oc	sa	se	ta	oc	re	ta	oc	di	bl	ba	to	bh	pts	team				
Aug 24, 2018	vs USC Upstate	3	4	0	5	800	16	24	667	0	0	0	0	0	0	0	0	0	0	1	2	1	0	-395	3-0		
Aug 25, 2018	vs Presbyterian	3	1	0	5	200	9	34	265	0	0	0	0	0	0	0	0	0	0	1	1	1	0	0	-205	3-0	
Aug 25, 2018	at Charlotte	3	0	0	2	000	11	23	476	0	0	0	0	0	0	0	0	0	0	2	0	2	0	0	-191	3-2	
Aug 31, 2018	WILLIAM & MARY	3	1	0	2	500	11	20	559	0	0	0	0	0	0	0	0	0	0	4	0	4	0	0	-382	3-0	
Aug 31, 2018	CAMPBELL	3	2	0	2	1000	15	30	500	0	0	0	0	0	0	0	0	0	0	0	0	0	0	0	-318	3-0	
Sep 01, 2018	ROBERT MORRIS	4	4	2	7	286	45	114	356	2	0	18	1000	0	0	0	0	0	0	0	2	0	2	0	0	-227	3-1
Sep 07, 2018	vs IUPUI	4	1	0	4	250	9	29	310	0	0	0	0	0	0	0	0	0	0	0	0	0	0	0	-285	3-1	
Sep 07, 2018	at Ohio	1	0	1	2	500	3	10	300	0	0	0	0	0	0	0	0	0	0	0	0	0	0	0	-331	3-1	
Sep 08, 2018	vs Sanford	2	0	0	0	000	0	5	000	0	0	0	0	0	0	0	0	0	0	0	0	0	0	0	-140	0-3	
Sep 30, 2018	NC STATE	2	1	0	2	500	8	30	267	0	0	2	1000	0	0	0	0	0	0	0	0	0	0	0	-113	1-3	
Oct 12, 2018	at Louisville	1	0	0	1	000	3	13	231	0	0	2	1000	0	0	0	0	0	0	0	0	0	0	0	-112	0-3	
Oct 14, 2018	at Notre Dame	1	0	0	0	000	9	10	300	0	0	0	0	0	0	0	0	0	0	0	0	0	0	0	-126	0-3	
Oct 19, 2018	WAKE FOREST	3	1	0	3	333	9	30	300	0	0	0	0	0	0	0	0	0	0	2	0	2	1	0	-116	3-2	
Oct 21, 2018	DUKE	3	1	0	3	333	9	24	375	0	0	0	0	0	0	0	0	0	0	0	0	0	0	0	-205	2-3	
Totals		35	16	3	41	311	157	396	396	2	0	22	1000	0	0	0	0	0	0	0	21	0	15	4	150	5	

Sets played: 35
 Kills per set: 0.46
 Assists per set: 4.49
 Service aces per set: 0.06
 Digs per set: 0.77
 Blocks per set: 0.43



2018 NCAA STATS

Statistic	National Rank	Conference Rank	Value	National Leader	Value	Conference Leader	Value
Aces Per Set (334 ranked)	107	5	1.39	Denver	2.11	Miami (FL)	1.51
Assists Per Set (334 ranked)	166	12	11.77	Fla. Atlantic	14.72	Pittsburgh	13.84
Blocks Per Set (334 ranked)	188	15	1.96	Stanford	3.23	Syracuse	3.07
Digs Per Set (334 ranked)	282	10	13.48	Northern Ky.	19.82	Notre Dame	16.40
Hitting Percentage (334 ranked)	138	9	0.208	BYU	0.328	Pittsburgh	0.302
Kills Per Set (334 ranked)	158	12	12.63	Fla. Atlantic	15.52	Pittsburgh	14.62
Match W-L Pctg. (334 ranked)	144	9	0.538	BYU	1.000	Pittsburgh	0.962
Opp Hitting Percentage (334 ranked)	241	9	0.217	FGCU	0.130	Notre Dame	0.156
Team Assists (334 ranked)	220	10	1,059	Bryant	1,515	Clemson	1,284
Team Attacks Per Set (334 ranked)	285	12	33.39	Northern Ky.	41.17	Notre Dame	37.93
Team Digs (334 ranked)	289	10	1,213	Valparaiso	1,959	Georgia Tech	1,541
Team Kills (334 ranked)	214	10	1,137	Bryant	1,614	Clemson	1,360
Team Service Aces (334 ranked)	140	4	125	Alcorn	212	Pittsburgh	134
Team Total Attacks (334 ranked)	281	11	3,005	Bryant	4,395	Georgia Tech	3,528
Team Total Blocks (334 ranked)	221	14	176.0	Charlotte	306.0	Syracuse	273.5

Statistic	Player	National Rank	Conference Rank	Value	National Leader	Value	Conference Leader	Value
Aces Per Set (150 ranked)	Ester Talamazzi	89	4	0.36	Mariena Hayden, UNLV	0.90	Kayla Lund, Pittsburgh Haley Templeton, Miami (FL)	0.40 0.40
Assists Per Set (150 ranked)	Rhegan Mitchell	148	8	8.79	Ivone Martinez, Fla. Atlantic	12.59	Wilma Rivera, Louisville	11.17
Attacks Per Set (150 ranked)					Lindsey Ruddins, UC Santa Barbara	14.55	Jemma Yeadon, Notre Dame	11.15
Blocks Per Set (300 ranked)	Marisa Cerchio	154	11	1.06	Tami Alade, Stanford	1.75	Taryn Knuth, Florida St.	1.69
Digs Per Set (150 ranked)					Kallie Seimet, Bowling Green	6.67	Ryann DeJarld, Notre Dame	5.01
Hitting Percentage (150 ranked)					Sharonda Pickering, FGCU	0.438	Layne Van Buskirk, Pittsburgh	0.421
Kills Per Set (150 ranked)	Kaity Smith	121	7	3.53	Jordan Thompson, Cincinnati	6.17	Payton Caffrey, Florida St.	4.37
Kills SG Highs (0 ranked)								
Points (150 ranked)					Jordan Thompson, Cincinnati	729.5	Payton Caffrey, Florida St.	444.0
Points Per Set (150 ranked)	Kaity Smith	128	6	3.94	Jordan Thompson, Cincinnati	6.82	Payton Caffrey, Florida St.	4.93
Service Aces (134 ranked)	Ester Talamazzi	94	3	32	Mariena Hayden, UNLV	86	Kayla Lund, Pittsburgh Molly Sauer, Louisville	36 36
Total Assists (150 ranked)					Luisa Sydlik, Hofstra	1,278	Gabby Easton, Clemson	1,116
Total Attacks (150 ranked)					Jordan Thompson, Cincinnati	1,422	Mariana Brambilla, Georgia Tech	1,034
Total Blocks (195 ranked)	Marisa Cerchio	169	8	95	Veronica Marin, Little Rock	169	Taryn Knuth, Florida St.	152
Total Digs (299 ranked)	Carol Raffety	240	7	341	Kallie Seimet, Bowling Green	647	Ryann DeJarld, Notre Dame	436
Total Kills (150 ranked)	Kaity Smith	150	10	314	Jordan Thompson, Cincinnati	660	Payton Caffrey, Florida St.	393
Triple Doubles (18 ranked)					Mason Rooney, Davidson	5	Andie Shelton, Duke	4



2018 BOX SCORES



Volleyball Box Score
The Automated ScoreBook
USC Upstate vs Virginia Tech (Aug 24, 2018 at Charlotte, N.C.)



#	USC Upstate	Attack				Ast	Serve			Block				BH	Pts	
		S	K	E	TA		Pct	SA	SE	RE	Dig	BS	BA			BE
5	HAAKE, Madison	3	2	2	8	.000	19	1	0	0	8	0	1	0	0	-
6	PHILLIPS, Lauren	3	7	6	24	.042	1	1	1	0	6	0	0	0	0	-
7	DUNCAN, Payton	3	4	5	20	-.050	1	0	0	0	3	0	0	0	0	-
8	DEMPSEY, Lily	2	1	4	8	-.375	0	2	1	0	2	0	1	0	0	-
11	RUSSELL, Emily	3	7	4	21	.143	0	0	0	0	1	0	0	2	0	-
15	KIRKPATRICK, McKenna	3	4	2	13	.154	0	0	0	1	1	0	2	1	0	-
2	MARCUM, Mackenzie	3	0	0	0	.000	3	0	1	1	6	0	0	0	0	-
3	DEAVILLE, Morgan	1	0	0	0	.000	0	0	0	1	0	0	0	0	0	-
12	LAUER, Mackenzie	2	1	2	5	-.200	0	0	0	0	1	0	0	0	0	-
Totals		3	26	25	99	.010	24	4	3	3	28	0	4	3	0	-

Team Attack By Set

Set	K	E	TA	Pct
1	7	10	30	.100
2	12	6	33	.182
3	7	9	36	-.056

TOTAL TEAM BLOCKS: 2.0

SET SCORES

USC Upstate (0)	1	2	3
Virginia Tech (3)	14	18	25

Team Records: USC Upstate (0) 0-1, Virginia Tech (3) 1-0

#	Virginia Tech	Attack				Ast	Serve			Block				BH	Pts	
		S	K	E	TA		Pct	SA	SE	RE	Dig	BS	BA			BE
1	Kaity Smith	3	14	1	22	.591	0	0	1	0	4	0	2	0	0	-
4	Jaila Tolbert	3	7	0	11	.636	0	0	0	0	3	0	5	0	0	-
9	Rhegan Mitchell	3	1	0	3	.333	14	0	0	0	9	0	0	0	2	-
14	Ester Talamazzi	3	7	4	19	.158	0	2	1	1	9	0	1	0	0	-
19	Marisa Cerchio	3	5	3	12	.167	0	0	1	0	0	0	5	0	0	-
22	Kai Young	3	6	2	13	.308	0	0	0	0	0	0	3	0	0	-
5	Carol Rafferty	3	0	0	1	.000	7	0	1	2	5	0	0	0	0	-
6	Angel Robinson	1	0	0	0	.000	0	0	0	0	0	0	1	0	0	-
10	Kylie Thomas	3	0	0	0	.000	4	1	1	0	8	0	0	0	0	-
20	Abby McKinzie	3	4	0	5	.800	0	0	0	1	1	0	0	0	0	-
23	Talyn Jackson	3	4	0	5	.800	16	0	0	0	1	0	1	2	0	-
Totals		3	44	10	86	.395	41	3	5	4	40	0	18	2	2	-

Team Attack By Set

Set	K	E	TA	Pct
1	13	3	25	.400
2	17	3	33	.424
3	14	4	28	.357

TOTAL TEAM BLOCKS: 9.0

Site: Charlotte, N.C. (Halton Arena)
Date: Aug 24, 2018 Attend: 1411 Time: 1:05
Referees: Doug Fagan, Suzanne Dodd
Line judges: Quentin McDaniel, Wayne Burgamy



Volleyball Box Score
The Automated ScoreBook
Presbyterian vs Virginia Tech (Aug 25, 2018 at Charlotte, N.C.)



#	Presbyterian	Attack				Ast	Serve			Block				BH	Pts	
		S	K	E	TA		Pct	SA	SE	RE	Dig	BS	BA			BE
3	COOKE, Erin	3	6	4	17	.118	13	0	0	0	8	0	1	0	1	-
9	WILLIAMS, Trinity	3	9	5	23	.174	1	0	2	2	6	0	1	0	0	-
10	EULTZ, Erin	3	1	4	16	-.188	0	0	0	3	9	0	2	0	0	-
14	WRIGHT, Allie	3	4	2	14	.143	0	1	0	0	1	1	1	0	0	-
15	DE JONG, Sydney	3	4	1	12	.250	0	0	0	0	0	0	4	0	0	-
21	JONES, Sierra	3	0	0	1	.000	10	0	0	0	0	1	0	0	0	-
1	GOSNELL, Daley	3	0	0	2	.000	2	0	0	1	14	0	0	0	0	-
8	TALBERT, Lauren	1	0	1	2	-.500	0	0	1	1	0	0	0	0	0	-
23	FARMER, Taylor	1	0	0	0	.000	0	0	0	0	3	0	0	0	0	-
25	DAVIS, Sierra	3	4	2	14	.143	0	0	0	0	0	0	1	0	0	-
Totals		3	28	19	101	.089	26	1	3	7	42	1	10	0	2	-

Team Attack By Set

Set	K	E	TA	Pct
1	13	8	41	.122
2	6	4	23	.087
3	9	7	37	.054

TOTAL TEAM BLOCKS: 6.0

SET SCORES

Presbyterian (0)	1	2	3
Virginia Tech (3)	22	11	21

Team Records: Presbyterian (0) 0-3, Virginia Tech (3) 2-0

#	Virginia Tech	Attack				Ast	Serve			Block				BH	Pts	
		S	K	E	TA		Pct	SA	SE	RE	Dig	BS	BA			BE
1	Kaity Smith	3	13	1	25	.480	0	1	2	0	15	0	0	0	0	-
4	Jaila Tolbert	3	8	6	18	.111	0	0	0	0	1	0	3	0	0	-
9	Rhegan Mitchell	3	0	0	0	.000	23	0	0	0	6	0	0	0	1	-
14	Ester Talamazzi	3	8	4	27	.148	0	0	0	0	13	0	2	0	0	-
19	Marisa Cerchio	3	7	3	19	.211	0	3	0	0	0	1	3	0	0	-
22	Kai Young	3	5	5	14	.000	0	0	0	0	1	0	3	0	0	-
5	Carol Rafferty	3	0	0	0	.000	5	2	1	0	5	0	0	0	0	-
6	Angel Robinson	1	1	0	2	.500	0	0	0	1	0	0	0	0	0	-
7	Tessa Wynner	1	0	1	2	-.500	1	0	1	0	0	0	0	0	0	-
10	Kylie Thomas	3	0	0	0	.000	1	1	0	0	6	0	0	0	0	-
20	Abby McKinzie	1	0	0	0	.000	0	0	0	0	1	0	0	0	0	-
23	Talyn Jackson	3	1	0	5	.200	9	0	0	0	1	0	1	1	1	-
Totals		3	43	20	112	.205	39	7	3	1	49	1	12	1	2	-

Team Attack By Set

Set	K	E	TA	Pct
1	12	8	41	.098
2	15	2	28	.464
3	16	10	43	.140

TOTAL TEAM BLOCKS: 7.0

Site: Charlotte, N.C. (Halton Arena)
Date: Aug 25, 2018 Attend: 1411 Time: 1:13
Referees: Suzanne Dodd, Debbie McLamb
Line judges: Douglas Reed, Regina Battle



Volleyball Box Score
The Automated ScoreBook
Virginia Tech vs Charlotte (Aug 25, 2018 at Charlotte, N.C.)



#	Virginia Tech	Attack				Ast	Serve			Block				BH	Pts	
		S	K	E	TA		Pct	SA	SE	RE	Dig	BS	BA			BE
1	Kaity Smith	5	14	13	38	.026	2	1	2	0	14	0	1	0	0	-
4	Jaila Tolbert	5	14	5	30	.300	0	0	0	0	4	0	6	0	0	-
9	Rhegan Mitchell	5	4	0	8	.500	48	0	1	0	9	0	5	0	0	-
14	Ester Talamazzi	5	9	7	32	.062	0	0	0	2	22	0	3	2	0	-
19	Marisa Cerchio	5	15	5	41	.244	1	1	2	0	1	1	9	0	0	-
22	Kai Young	5	13	5	27	.296	0	0	0	1	0	8	2	0	0	-
5	Carol Rafferty	5	0	0	0	.000	4	1	1	3	20	0	0	0	0	-
10	Kylie Thomas	5	0	0	0	.000	1	1	0	1	9	0	0	0	0	-
20	Abby McKinzie	2	0	0	0	.000	0	0	0	0	1	0	0	0	0	-
23	Talyn Jackson	2	0	0	2	.000	11	0	0	0	0	2	0	0	0	-
Team										1						-
Totals		5	69	35	178	.191	67	4	6	7	81	1	34	4	0	-

Team Attack By Set

Set	K	E	TA	Pct
1	13	7	30	.200
2	16	10	45	.133
3	16	7	43	.209
4	15	8	40	.175
5	9	3	20	.300

TOTAL TEAM BLOCKS: 18.0

SET SCORES

Virginia Tech (3)	1	2	3	4	5
Charlotte (2)	15	24	25	25	15

Team Records: Virginia Tech (3) 3-0, Charlotte (2) 2-2

#	Charlotte	Attack				Ast	Serve			Block				BH	Pts	
		S	K	E	TA		Pct	SA	SE	RE	Dig	BS	BA			BE
1	RICHARDSON, Reeana	5	17	6	41	.268	0	1	0	1	7	0	1	1	0	-
2	CURTISS, Jannelle	5	5	1	21	.190	0	0	0	0	2	0	7	1	0	-
7	ROWAN, Sydney	5	13	10	53	.057	0	1	0	1	11	0	0	0	0	-
11	STEELE, Nya	5	0	0	2	.000	27	1	0	0	10	0	0	0	0	-
15	GALLOWAY, Tyra	5	4	0	10	.400	0	0	3	0	0	4	6	3	0	-
18	STONER, Jocelyn	5	6	1	16	.312	0	0	0	0	0	1	5	1	0	-
4	PERRENS, Sofie	5	0	0	0	.000	18	2	2	0	5	0	0	0	0	-
6	BERG, Taylor	3	0	0	0	.000	0	0	0	0	2	0	0	0	0	-
13	GARCIA, Yumi	5	0	2	2	-.1000	2	1	1	1	23	0	0	0	0	-
16	SHAW, Molly	5	4	2	19	.105	0	0	0	2	0	3	1	0	0	-
17	HEHR, Kennedy	2	0	0	0	.000	0	1	1	0	1	0	0	0	0	-
Team										1						-
Totals		5	49	22	164	.165	47	7	8	4	63	5	22	7	0	-

Team Attack By Set

Set	K	E	TA	Pct
1	13	1	23	.522
2	13	4	45	.200
3	10	7	34	.088
4	9	5	37	.108
5	4	5	25	-.040

TOTAL TEAM BLOCKS: 16.0

Site: Charlotte, N.C. (Halton Arena)
Date: Aug 25, 2018 Attend: 1411 Time: 2:08
Referees: Doug Fagan, Bonnie O'Connor
Line judges: Ronald Goubeaux, Robert Jeffries



Volleyball

2018 BOX SCORES



Volleyball Box Score
The Automated ScoreBook
Campbell vs Virginia Tech (Aug 31, 2018 at Blacksburg, Va.)



#	Campbell	Attack				Ast	Serve			Block				Pts		
		S	K	E	TA		Pct	SA	SE	RE	Dig	BS	BA		BE	BH
6	MINER, Madee	3	1	1	2	.000	13	0	0	0	7	0	0	0	0	-
7	HEATH, Allena	3	5	1	20	.200	0	0	0	2	1	0	3	0	0	-
10	STOCKING, Jessica	3	3	5	19	-.105	2	1	1	2	11	0	0	0	0	-
12	COLLA, Sarah	3	6	12	29	-.207	0	0	2	3	2	0	0	0	0	-
15	WILSON, Hailey	3	5	1	7	.571	0	0	0	0	1	0	1	0	0	-
17	LINXWILER, Madison	3	2	1	8	.125	0	0	0	0	1	0	0	0	0	-
1	HOLDFORD, Anna Grace	3	0	0	0	.000	7	1	0	0	2	0	0	0	0	-
3	MURRAY, Faith	1	0	0	0	.000	0	0	0	1	0	0	0	0	0	-
5	SCHNEGGENBURGER, H	1	0	0	0	.000	0	0	0	0	0	0	0	0	0	-
11	KANE, Grace	3	0	0	0	.000	3	0	2	3	8	0	0	0	0	-
13	HARTY, Rachel	1	0	0	0	.000	0	0	0	0	0	0	0	0	0	-
14	MITCHELL, Alysha	3	5	1	7	.571	0	0	0	0	0	2	0	0	0	-
Team																
Totals		3	27	22	92	.054	25	2	5	12	33	0	6	0	0	-

Team Attack By Set

Set	K	E	TA	Pct
1	11	9	38	.053
2	10	6	33	.121
3	6	7	21	-.048

SET SCORES

	1	2	3	Team Records:
Campbell (0)	18	19	12	2-3
Virginia Tech (3)	25	25	25	5-0

TOTAL TEAM BLOCKS: 3.0

#	Virginia Tech	Attack				Ast	Serve			Block				Pts		
		S	K	E	TA		Pct	SA	SE	RE	Dig	BS	BA		BE	BH
1	Kaity Smith	3	8	3	20	.250	1	2	2	1	7	0	2	0	0	-
4	Jaila Tolbert	3	9	0	16	.562	0	0	0	0	3	0	2	0	0	-
9	Rhegan Mitchell	3	0	0	0	.000	15	2	0	0	1	0	0	0	0	-
14	Ester Talamazzi	3	6	5	19	.053	2	3	0	1	6	0	1	0	0	-
19	Marisa Cerchio	3	7	1	15	.400	0	2	4	0	2	0	3	0	0	-
22	Kai Young	3	5	1	13	.308	0	0	0	0	0	0	2	0	0	-
5	Carol Rafferty	3	0	0	0	.000	2	1	2	0	13	0	0	0	0	-
10	Kylie Thomas	3	0	0	0	.000	0	1	0	0	4	0	0	0	0	-
23	Talyn Jackson	3	2	0	2	1.000	15	0	0	0	1	0	0	0	1	-
Totals		3	37	10	85	.318	35	11	8	2	37	0	10	0	1	-

Team Attack By Set

Set	K	E	TA	Pct
1	12	3	26	.346
2	13	5	37	.216
3	12	2	22	.455

SET SCORES

	1	2	3	Team Records:
Virginia Tech (0)	18	19	12	2-3
Virginia Tech (3)	25	25	25	5-0

Date: Blacksburg, Va. (Cassell Coliseum)
Date: Aug 31, 2018 Attend: 842 Time: 1:24
Referees: Daniel Leake, Terry Martin
Line judges: Stacey Younker, Amy Milton

TOTAL TEAM BLOCKS: 5.0



Volleyball Box Score
The Automated ScoreBook
Robert Morris vs Virginia Tech (Sep 01, 2018 at Blacksburg, Va.)



#	Robert Morris	Attack				Ast	Serve			Block				Pts		
		S	K	E	TA		Pct	SA	SE	RE	Dig	BS	BA		BE	BH
2	LONDOT, Alyson	4	9	5	36	.111	1	0	3	2	14	0	1	0	0	-
5	BROWN, Whitney	4	0	0	0	.000	15	1	1	0	8	0	0	0	2	-
7	ALFANO, Maria	4	7	2	20	.250	0	0	0	0	0	0	3	0	0	-
8	GRANGER, Emma	4	6	1	17	.294	0	0	3	0	1	0	2	0	0	-
11	DEVLIN, Emily	4	7	0	15	.467	0	0	0	0	2	0	1	0	0	-
17	SARJANOVIC, Mirna	4	5	1	27	.148	0	0	1	3	16	0	2	0	0	-
1	ZANOLLI, Nikolette	1	0	0	0	.000	1	0	0	1	5	0	0	0	0	-
3	WILT, Erika	1	0	0	0	.000	0	0	0	0	2	0	0	0	0	-
4	CAMPBELL, Liz	4	5	2	14	.214	0	0	0	0	1	0	1	0	0	-
10	YURKOVICH, Allie	4	0	0	0	.000	5	1	0	4	9	0	0	0	0	-
12	CANNON, Megan	4	0	0	0	.000	14	1	0	0	4	0	0	0	2	-
Team																
Totals		4	39	11	129	.217	36	3	8	13	62	0	10	0	4	-

Team Attack By Set

Set	K	E	TA	Pct
1	12	4	38	.211
2	12	2	36	.278
3	6	5	25	.040
4	9	0	30	.300

SET SCORES

	1	2	3	4	Team Records:
Robert Morris (1)	25	21	16	15	0-6
Virginia Tech (3)	22	25	25	25	6-0

TOTAL TEAM BLOCKS: 5.0

#	Virginia Tech	Attack				Ast	Serve			Block				Pts		
		S	K	E	TA		Pct	SA	SE	RE	Dig	BS	BA		BE	BH
1	Kaity Smith	4	17	7	42	.238	1	2	3	0	8	0	2	0	0	-
4	Jaila Tolbert	4	12	8	29	.138	1	0	0	0	2	0	2	0	0	-
14	Ester Talamazzi	4	15	4	42	.262	1	2	3	0	7	0	0	0	0	-
19	Marisa Cerchio	4	7	1	14	.429	0	2	2	0	4	0	1	0	0	-
22	Kai Young	1	1	3	6	.333	0	0	0	0	0	0	0	0	0	-
23	Talyn Jackson	4	4	2	7	.286	45	2	0	0	13	0	2	0	1	-
6	Angel Robinson	4	0	0	0	.000	2	0	2	0	21	0	0	0	0	-
10	Kylie Thomas	4	3	0	10	.300	0	0	0	0	0	0	5	0	0	-
20	Abby McKinzie	4	0	0	0	.000	2	1	1	0	10	0	0	0	0	-
20	Abby McKinzie	4	0	0	0	.000	0	4	0	0	4	0	0	0	0	-
Team																
Totals		4	59	25	150	.227	52	13	9	3	69	0	12	0	1	-

Team Attack By Set

Set	K	E	TA	Pct
1	13	11	43	.047
2	15	4	36	.306
3	14	5	34	.265
4	17	5	37	.324

SET SCORES

	1	2	3	4	Team Records:
Robert Morris (1)	25	21	16	15	0-6
Virginia Tech (3)	22	25	25	25	6-0

Date: Blacksburg, Va. (Cassell Coliseum)
Date: Sep 01, 2018 Attend: 515 Time: 1:53
Referees: Terry Martin, Wayne Clark
Line judges: Stacey Younker, Amy Milton

TOTAL TEAM BLOCKS: 6.0



Volleyball Box Score
The Automated ScoreBook
Virginia Tech vs IUPUI (Sep 07, 2018 at Athens, Ohio)



#	Virginia Tech	Attack				Ast	Serve			Block				Pts		
		S	K	E	TA		Pct	SA	SE	RE	Dig	BS	BA		BE	BH
1	Kaity Smith	4	18	5	37	.351	1	3	3	1	12	0	1	0	0	-
4	Jaila Tolbert	4	12	4	21	.381	0	0	0	2	2	0	4	0	0	-
9	Rhegan Mitchell	4	0	0	0	.000	38	0	1	0	7	0	0	0	0	-
14	Ester Talamazzi	4	10	2	37	.216	1	0	2	0	13	0	4	0	0	-
19	Marisa Cerchio	4	8	4	22	.182	0	0	0	0	1	5	4	0	0	-
22	Kai Young	4	6	2	13	.308	0	0	0	0	1	0	5	0	0	-
5	Carol Rafferty	4	1	0	3	.333	3	0	0	2	13	0	0	0	0	-
10	Kylie Thomas	4	0	0	0	.000	0	3	1	0	0	0	0	0	0	-
20	Abby McKinzie	4	0	0	0	.000	1	1	0	0	0	0	0	0	0	-
23	Talyn Jackson	4	1	0	4	.250	9	0	0	0	2	0	0	0	0	-
Totals		4	56	17	137	.285	53	7	7	3	58	5	18	0	0	-

Team Attack By Set

Set	K	E	TA	Pct
1	15	8	40	.175
2	13	1	25	.480
3	16	6	45	.222
4	12	2	27	.370

SET SCORES

	1	2	3	4	Team Records:
Virginia Tech (3)	25	25	22	25	7-0
IUPUI (1)	21	11	25	13	2-6

TOTAL TEAM BLOCKS: 14.0



Volleyball Box Score
The Automated ScoreBook
Virginia Tech vs Ohio (Sep 07, 2018 at Athens, Ohio)



#	Virginia Tech	Attack				Ast	Serve			Block				Pts		
		S	K	E	TA		Pct	SA	SE	RE	Dig	BS	BA		BE	BH
1	Kaity Smith	4	14	5	27	.333	0	2	3	0	14	0	2	0	0	-
4	Jaila Tolbert	4	17	3	30	.467	0	0	0	0	1	0	4	0	0	-
9	Rhegan Mitchell	4	2	0	6	.333	42	1	0	0	9	0	2	0	0	-
14	Ester Talamazzi	4	10	4	31	.194	2	1	3	1	10	0	0	0	0	-
19	Marisa Cerchio	4	12	2	21	.476	0	0	1	0	0	0	6	0	0	-
22	Kai Young	4	4	0	8	.250	0	0	0	0	4	0	0	0	0	-
5	Carol Rafferty	4	0	0	2	.000	5	1	2	0	14	0	0	0	0	-
10	Kylie Thomas	4	0	0	0	.000	0	2	1	0	6	0	0	0	0	-
20	Abby McKinzie	3	0	0	0	.000	0	0	1	0	0	0	0	0	0	-
23	Talyn Jackson	1	0	1	2	-.500	3	0	0							

2018 BOX SCORES



Volleyball Box Score
The Automated ScoreBook
Samford vs Virginia Tech (Sep 08, 2018 at Athens, Ohio)



#	Samford	Attack				Ast	Serve			Block				Pts		
		S	K	E	TA		Pct	SA	SE	RE	Dig	BS	BA		BE	BH
2	Taylor Anderton	3	0	1	2	-.500	42	1	2	0	9	0	1	0	0	-
3	Shayla Phillip	3	10	1	12	.750	0	0	0	0	1	3	1	0	0	-
4	Krista Boesing	3	19	6	34	.382	0	0	0	2	0	1	0	0	0	-
5	Lauren Deaton	3	8	1	20	.350	0	0	2	0	6	0	1	0	0	-
8	Kelsi Hobbs	3	8	5	26	.115	0	0	3	0	6	0	2	0	0	-
13	Briana Holmes	3	1	1	4	.000	0	0	0	0	0	2	1	0	0	-
12	Grace Tiesman	3	0	0	0	.000	0	0	3	0	12	0	0	0	0	-
15	Alana Schouten	3	0	0	0	.000	1	1	1	0	1	0	0	0	0	-
16	Courtney Johnson	3	0	0	0	.000	0	2	1	0	3	0	0	0	0	-
18	Camryn Pierce	1	0	0	0	.000	0	0	0	0	1	0	0	0	0	-
Totals		3	46	15	98	.316	43	4	12	0	40	1	10	2	0	-

Team Attack By Set

Set	K	E	TA	Pct
1	15	6	31	.290
2	14	6	32	.250
3	17	3	35	.400

SET SCORES

	1	2	3	Team Records:
Samford (3)	25	25	25	4-6
Virginia Tech (0)	18	20	16	8-1

TOTAL TEAM BLOCKS: 6.0

#	Virginia Tech	Attack				Ast	Serve			Block				Pts		
		S	K	E	TA		Pct	SA	SE	RE	Dig	BS	BA		BE	BH
1	Kaity Smith	3	5	2	25	.120	1	0	3	2	7	0	0	0	0	-
4	Jaila Tolbert	3	8	3	14	.357	0	0	0	2	0	1	0	0	0	-
9	Rhegan Mitchell	3	1	0	3	.333	19	0	2	0	8	0	1	1	0	-
14	Ester Talamazzi	3	6	4	21	.095	1	0	0	1	2	0	1	0	0	-
19	Marisa Cerchio	3	6	2	17	.235	0	0	1	1	0	1	2	0	0	-
22	Kai Young	2	0	2	2	-1.000	0	0	0	0	0	0	1	0	0	-
5	Carol Raffety	3	0	0	0	.000	4	0	0	0	11	0	0	0	0	-
6	Angel Robinson	2	0	1	3	-.333	0	0	0	0	0	0	0	0	0	-
7	Tessa Wyner	1	0	0	1	.000	0	0	0	0	0	0	0	0	0	-
10	Kylie Thomas	3	0	0	0	.000	0	0	0	0	3	0	0	0	0	-
20	Abby McKinzie	1	0	0	0	.000	0	0	0	0	1	0	0	0	0	-
23	Talyn Jackson	1	0	0	0	.000	0	0	0	0	0	0	0	0	0	-
Totals		3	26	14	86	.140	25	0	6	4	34	1	6	1	0	-

Team Attack By Set

Set	K	E	TA	Pct
1	11	5	31	.194
2	8	4	25	.160
3	7	5	30	.067

Site: Athens, Ohio (Convocation Center)
Date: Sep 08, 2018 Attend: 405 Time: 1:24
Referees: Anthony Hines, Scott Mourier
Line judges: Beth Dunlap, Steve Chiki

TOTAL TEAM BLOCKS: 4.0



Volleyball Box Score
The Automated ScoreBook
VCU vs Virginia Tech (Sep 11, 2018 at Blacksburg, Va.)



#	VCU	Attack				Ast	Serve			Block				Pts		
		S	K	E	TA		Pct	SA	SE	RE	Dig	BS	BA		BE	BH
2	SNEED, Jasmin	3	2	1	7	.143	0	0	1	0	0	0	3	0	0	-
5	ARD, Dajah	3	0	0	0	.000	18	0	0	0	4	0	0	0	0	-
14	GIOMMARINI, Vicky	3	15	5	28	.357	1	1	0	1	9	0	0	0	0	-
15	BALDWIN, Tori	3	5	2	11	.273	0	0	0	0	1	0	4	0	0	-
17	TUZZOLO, Gina	3	10	6	24	.167	3	1	0	0	1	0	5	0	0	-
18	NECIPORUKA, Paula	3	3	3	17	.000	0	0	0	1	7	0	0	0	0	-
1	SIMPSON, Madalon	3	0	1	1	-1.000	1	0	1	1	16	0	0	0	0	-
6	DRAPER, Alyna	1	0	0	0	.000	0	0	0	0	0	0	0	0	0	-
8	ADLER, Julia	3	0	5	7	-.714	0	0	0	0	0	0	2	0	0	-
10	SROUFE, Tyler	1	0	0	0	.000	3	0	0	0	2	0	0	0	0	-
13	CHOUNTA, Iro	2	1	1	7	.000	0	0	0	0	0	0	0	0	0	-
16	DAVID, Dani Jo	2	0	0	0	.000	9	0	1	0	0	0	0	0	0	-
Team										1						-
Totals		3	36	24	102	.118	35	2	3	4	40	0	14	0	0	-

Team Attack By Set

Set	K	E	TA	Pct
1	8	7	27	.037
2	14	9	37	.135
3	14	8	38	.158

SET SCORES

	1	2	3	Team Records:
VCU (0)	16	18	21	4-7
Virginia Tech (3)	25	25	25	9-1

TOTAL TEAM BLOCKS: 7.0

#	Virginia Tech	Attack				Ast	Serve			Block				Pts		
		S	K	E	TA		Pct	SA	SE	RE	Dig	BS	BA		BE	BH
1	Kaity Smith	3	7	6	25	.040	0	0	1	2	4	0	1	0	0	-
4	Jaila Tolbert	3	10	0	16	.625	0	0	0	0	2	1	3	0	0	-
9	Rhegan Mitchell	3	4	0	5	.800	36	1	0	0	5	0	0	0	0	-
14	Ester Talamazzi	3	10	6	31	.129	1	0	1	0	7	0	3	0	0	-
19	Marisa Cerchio	3	8	0	19	.421	0	1	1	0	0	0	2	0	0	-
22	Kai Young	3	4	4	7	.571	0	0	0	0	17	0	0	0	0	-
5	Carol Raffety	3	0	0	0	.000	4	1	0	0	4	0	0	0	0	-
10	Kylie Thomas	3	0	0	0	.000	0	0	1	0	4	0	0	0	0	-
20	Abby McKinzie	2	0	0	0	.000	0	1	0	0	0	0	0	0	0	-
Totals		3	43	12	103	.301	41	4	4	2	39	1	14	0	0	-

Team Attack By Set

Set	K	E	TA	Pct
1	15	5	32	.312
2	15	3	36	.333
3	13	4	35	.257

Site: Blacksburg, Va. (Cassell Coliseum)
Date: Sep 11, 2018 Attend: 818 Time: 1:24
Referees: Ray Mink, Daniel Leake
Line judges: Doug Mabry, Ellen Hawks

TOTAL TEAM BLOCKS: 8.0



Volleyball Box Score
The Automated ScoreBook
#18 Baylor vs Virginia Tech (Sep 15, 2018 at San Antonio, Texas)



#	Baylor	Attack				Ast	Serve			Block				Pts		
		S	K	E	TA		Pct	SA	SE	RE	Dig	BS	BA		BE	BH
5	Fanning, Shelly	3	11	4	19	.526	0	0	1	0	1	0	3	0	0	-
8	Philo, Aniah	3	12	1	22	.364	0	0	1	1	10	0	0	1	1	-
12	Thomas, Nicole	3	1	1	4	.000	1	0	0	0	0	1	0	0	0	-
14	Lockin, Hannah	3	2	1	4	.250	35	0	0	0	4	0	1	0	1	-
22	Pressley, Yossiana	3	17	1	36	.444	0	0	0	0	5	0	1	0	0	-
7	Milana, Gia	3	2	2	12	.000	0	0	0	1	0	2	1	0	0	-
1	Wulf, Tara	3	0	0	0	.000	4	0	0	2	11	0	0	0	0	-
9	Marburger, Taylor	3	0	0	0	.000	0	1	0	0	0	0	0	0	0	-
18	Hunt, Braya	3	0	0	1	.000	2	4	2	0	7	0	0	0	0	-
19	Coleman, Bri	1	0	0	0	.000	0	1	0	0	0	0	0	0	0	-
Totals		3	45	10	99	.354	42	6	4	3	39	0	8	2	2	-

Team Attack By Set

Set	K	E	TA	Pct
1	13	4	33	.273
2	15	4	32	.344
3	17	2	34	.441

SET SCORES

	1	2	3	Team Records:
Baylor (3)	28	25	25	8-3
Virginia Tech (0)	26	18	16	9-2

TOTAL TEAM BLOCKS: 4.0

#	Virginia Tech	Attack				Ast	Serve			Block				Pts		
		S	K	E	TA		Pct	SA	SE	RE	Dig	BS	BA		BE	BH
1	Kaity Smith	3	17	7	38	.263	1	1	3	0	7	0	0	0	0	-
4	Jaila Tolbert	3	12	3	22	.409	0	0	0	0	1	0	0	0	0	-
9	Rhegan Mitchell	3	0	1	5	-.200	28	0	1	0	5	0	1	1	1	-
14	Ester Talamazzi	3	7	5	28	.071	3	1	1	3	11	0	0	0	0	-
19	Marisa Cerchio	3	3	0	11	.273	0	0	0	0	0	0	1	0	0	-
22	Kai Young	3	0	0	1	.000	0	0	0	0	1	0	0	2	0	-
5	Carol Raffety	3	0	0	0	.000	6	1	1	2	8	0	0	0	0	-
7	Tessa Wyner	1	0	1	2	-.500	0	0	1	1	0	0	0	0	0	-
10	Kylie Thomas	3	0	0	0	.000	0	0	0	0	2	0	0	0	0	-
20	Abby McKinzie	3	0	0	0	.000	0	0	1	0	4	0	0	0	0	-
Totals		3	39	17	107	.206	38	3	7	6	40	0	2	3	1	-

Team Attack By Set

Set	K	E	TA	Pct
1	20	8	46	.261
2	7	5	27	.074
3	12	4	34	.235

Site: San Antonio, Texas (Convocation Center)
Date: Sep 15, 2018 Attend: 126 Time: 1:21
Referees: Carlos Rodriguez, Thang Nguyen
Line judges: Jack Magee, Ken Frances
Match #2 of the UTSA Invitational

TOTAL TEAM BLOCKS: 1.0



Volleyball Box Score
The Automated ScoreBook
Virginia Tech vs UTSA (Sep 16, 2018 at San Antonio, Texas)



2018 BOX SCORES



Volleyball Box Score
The Automated ScoreBook
#9 Pitt vs Virginia Tech (Sep 21, 2018 at Blacksburg, Va.)



#	Pitt	Attack				Ast	Serve			Block				Pts		
		S	K	E	TA		Pct	SA	SE	RE	Dig	BS	BA		BE	BH
3	Kamalani Akeo	3	0	0	0	.000	22	2	1	0	3	0	0	0	2	-
5	Chinaza Ndee	3	4	1	13	.231	1	0	0	0	0	2	0	0	0	-
7	Layne Van Buskirk	3	4	0	11	.364	0	0	0	0	0	9	0	0	0	-
13	Stephanie Williams	3	4	4	13	.000	0	2	0	0	6	0	1	0	0	-
17	Nika Markovic	3	14	3	25	.440	0	1	0	0	2	0	3	0	0	-
23	Kayla Lund	3	12	8	28	.143	2	0	2	0	8	0	2	0	0	-
6	Kyle Levers	3	0	0	0	.000	12	0	0	0	1	0	5	0	0	-
12	Avery Perosa	3	0	0	0	.000	0	0	1	0	0	0	0	0	0	-
16	Angela Seman	3	0	0	0	.000	1	1	0	0	18	0	0	0	0	-
Team																
Totals		3	38	16	90	.244	38	6	4	1	38	0	22	0	2	-

Team Attack By Set

Set	K	E	TA	Pct
1	13	5	32	.250
2	11	4	30	.233
3	14	7	28	.250

SET SCORES

	1	2	3	Team Records:
Pitt (3)	25	25	25	13-0 (2-0 ACC)
Virginia Tech (0)	16	18	20	9-4 (0-1 ACC)

TOTAL TEAM BLOCKS: 11.0

#	Virginia Tech	Attack				Ast	Serve			Block				Pts		
		S	K	E	TA		Pct	SA	SE	RE	Dig	BS	BA		BE	BH
1	Kaity Smith	3	6	6	24	.000	2	0	0	2	4	0	1	0	0	-
4	Jaila Tolbert	3	10	4	21	.286	0	0	2	0	0	1	2	0	0	-
9	Rhegan Mitchell	3	1	0	5	.200	25	0	0	0	5	0	2	0	1	-
14	Ester Talamazzi	3	3	7	25	-.160	0	0	3	2	4	0	0	0	0	-
19	Marisa Cerchio	3	9	4	16	.312	0	0	1	0	0	0	1	0	0	-
22	Kai Young	3	1	1	6	.000	0	0	0	0	1	0	4	0	0	-
5	Carol Raffety	3	1	0	1	1.000	0	1	1	1	14	0	0	0	0	-
10	Kylie Thomas	3	0	0	0	.000	0	0	1	2	0	0	0	0	0	-
11	Sarah Jane Lynch	2	0	0	0	.000	0	0	0	0	0	0	0	0	0	-
Totals		3	31	22	98	.092	27	1	7	6	30	1	10	0	1	-

Team Attack By Set

Set	K	E	TA	Pct
1	7	7	32	.000
2	13	8	37	.135
3	11	7	29	.138

Site: Blacksburg, Va. (Cassell Coliseum)
Date: Sep 21, 2018 Attend: 672 Time: 1:25
Referees: Daniel Leake, Mark Edsall
Line judges: Jacob Agee, Ellen Hawks

TOTAL TEAM BLOCKS: 6.0



Volleyball Box Score
The Automated ScoreBook
Virginia vs Virginia Tech (Sep 23, 2018 at Blacksburg, Va.)



#	Virginia	Attack				Ast	Serve			Block				Pts		
		S	K	E	TA		Pct	SA	SE	RE	Dig	BS	BA		BE	BH
2	Alex Spencer	3	5	5	18	.000	0	0	2	2	6	0	1	0	0	-
7	Jelena Novakovic	3	9	3	21	.286	0	0	0	0	1	0	2	0	0	-
8	Chino Anukwuem	3	3	1	11	.182	0	0	1	0	1	0	4	0	0	-
11	Milla Ciprian	3	6	2	12	.333	0	0	0	0	1	0	3	0	0	-
16	Jennifer Wineholt	3	0	0	0	.000	23	0	2	0	1	0	2	0	1	-
21	Sarah Billiard	3	8	4	27	.148	0	0	1	0	0	0	2	0	0	-
3	Kelsey Miller	3	0	0	0	.000	1	0	0	0	13	0	0	0	0	-
6	Megan Wilson	2	0	0	0	.000	7	0	0	0	1	0	0	0	0	-
19	Grace Turner	1	1	1	7	.000	0	0	0	0	2	0	0	0	0	-
22	Kristen Leland	2	0	0	0	.000	0	0	0	0	3	0	0	0	0	-
25	Olivia Wolodkewitsh	1	0	0	0	.000	0	0	0	0	0	0	0	0	0	-
Team																
Totals		3	32	16	96	.167	31	0	6	3	29	0	14	0	1	-

Team Attack By Set

Set	K	E	TA	Pct
1	11	8	34	.088
2	7	2	24	.208
3	14	6	38	.211

SET SCORES

	1	2	3	Team Records:
Virginia (0)	20	21	20	4-8 (0-2 ACC)
Virginia Tech (3)	25	25	25	10-4 (1-1 ACC)

TOTAL TEAM BLOCKS: 7.0

#	Virginia Tech	Attack				Ast	Serve			Block				Pts		
		S	K	E	TA		Pct	SA	SE	RE	Dig	BS	BA		BE	BH
1	Kaity Smith	3	11	5	24	.250	0	0	1	0	11	0	1	0	0	-
4	Jaila Tolbert	3	13	5	24	.333	0	0	0	0	3	0	4	0	0	-
9	Rhegan Mitchell	3	1	1	4	.000	42	0	0	0	7	0	1	0	1	-
14	Ester Talamazzi	3	9	7	26	.077	0	1	1	0	5	0	1	0	0	-
19	Marisa Cerchio	3	9	0	17	.529	0	1	1	0	1	1	4	0	0	-
22	Kai Young	3	4	1	8	.375	0	0	0	0	1	0	3	1	0	-
5	Carol Raffety	3	0	0	0	.000	1	1	3	0	9	0	0	0	0	-
10	Kylie Thomas	2	0	0	0	.000	0	2	0	0	4	0	0	0	0	-
11	Sarah Jane Lynch	2	0	0	0	.000	0	0	0	0	1	0	0	0	0	-
Totals		3	47	19	103	.272	43	3	8	0	42	1	14	1	1	-

Team Attack By Set

Set	K	E	TA	Pct
1	12	6	33	.182
2	19	8	34	.324
3	16	5	36	.306

Site: Blacksburg, Va. (Cassell Coliseum)
Date: Sep 23, 2018 Attend: 839 Time: 1:27
Referees: Mark Edsall, Daniel Leake
Line judges: James Eaton, Scott Wolk

TOTAL TEAM BLOCKS: 8.0



Volleyball Box Score
The Automated ScoreBook
North Carolina vs Virginia Tech (Sep 28, 2018 at Blacksburg, Va.)



#	North Carolina	Attack				Ast	Serve			Block				Pts		
		S	K	E	TA		Pct	SA	SE	RE	Dig	BS	BA		BE	BH
1	Destiny Cox	3	7	7	33	.000	0	0	4	0	3	0	2	0	0	-
8	Casey Jacobs	3	0	0	0	.000	2	1	1	1	9	0	0	0	0	-
10	Hunter Atherton	3	4	2	10	.200	19	0	1	0	9	0	2	0	0	-
14	Madison Laufenberg	3	4	7	17	-.176	3	0	0	0	1	0	1	0	0	-
16	Raleigh Clark	1	0	0	1	.000	0	0	0	0	0	0	0	0	0	-
20	Ava Bell	3	6	1	21	.238	0	0	3	0	0	0	5	0	0	-
3	Aristea Tontai	2	2	0	3	.667	0	0	0	0	0	0	1	1	0	-
5	Annabelle Archer	1	0	0	0	.000	0	0	0	0	1	0	0	0	0	-
6	Skylar Wine	3	3	4	16	-.062	1	0	0	0	2	0	0	0	0	-
7	Katharine Esterley	2	1	0	2	.500	0	0	0	0	1	0	1	0	0	-
9	Greer Moseman	3	0	0	0	.000	0	0	0	0	6	0	0	0	0	-
13	Mia Fradenburg	3	0	0	0	.000	1	1	0	0	9	0	0	0	0	-
17	Maddie Grace Hough	2	0	0	0	.000	1	0	0	2	0	0	0	0	0	-
Totals		3	27	21	103	.058	27	2	9	3	41	0	12	1	0	-

Team Attack By Set

Set	K	E	TA	Pct
1	10	6	29	.138
2	7	6	33	.030
3	10	9	41	.024

SET SCORES

	1	2	3	Team Records:
North Carolina (0)	15	19	23	5-8 (1-3 ACC)
Virginia Tech (3)	25	25	25	11-4 (2-1 ACC)

TOTAL TEAM BLOCKS: 6.0

#	Virginia Tech	Attack				Ast	Serve			Block				Pts		
		S	K	E	TA		Pct	SA	SE	RE	Dig	BS	BA		BE	BH
1	Kaity Smith	3	16	6	37	.270	2	2	3	0	6	0	0	0	0	-
9	Rhegan Mitchell	3	3	1	7	.286	30	0	1	0	6	0	4	0	0	-
10	Kylie Thomas	3	0	0	0	.000	2	0	0	0	5	0	0	0	0	-
14	Ester Talamazzi	3	7	7	27	.000	2	0	3	2	12	0	0	0	0	-
19	Marisa Cerchio	3	5	3	16	.125	0	0	0	0	1	0	2	0	0	-
22	Kai Young	3	2	0	4	.500	1	0	0	0	0					

2018 BOX SCORES



Volleyball Box Score The Automated ScoreBook Wake Forest vs Virginia Tech (Oct 19, 2018 at Blacksburg, Va.)



#	Wake Forest	Attack				Ast	Serve			Block				Pts		
		S	K	E	TA		Pct	SA	SE	RE	Dig	BS	BA		BE	BH
3	Alysia Nielson	5	0	0	0	.000	4	2	3	1	16	0	0	0	0	-
4	Madeline Holt	5	5	0	9	.556	39	2	2	0	11	0	3	0	2	-
5	Katie Moore	5	4	2	14	.143	0	0	0	0	3	0	3	0	0	-
14	Caitlyn Della	5	7	5	23	.087	0	0	2	0	3	1	6	0	0	-
16	Paige Sebesta	5	2	4	11	-.182	0	0	0	0	6	0	0	0	0	-
18	Caroline Rassenfoss	5	8	5	31	.097	0	0	4	1	1	0	2	0	0	-
1	Myca Mitchell	5	17	9	47	.170	0	0	0	2	5	0	3	0	0	-
2	Caitlin Clarke	5	0	0	0	.000	2	0	0	4	9	0	0	0	0	-
8	Hailey McFadden	5	0	0	0	.000	4	1	0	0	13	0	0	0	0	-
10	Caroline Kuhn	5	9	3	26	.231	0	2	6	0	4	0	3	0	0	-
17	Haley Kortekaas	1	0	0	0	.000	0	0	0	0	0	0	0	0	0	-
Totals		5	52	28	161	.149	49	7	17	8	71	1	20	0	2	-

Team Attack By Set

Set	K	E	TA	Pct
1	10	7	33	.091
2	13	3	26	.385
3	12	6	40	.150
4	13	10	50	.060
5	4	2	12	.167

TOTAL TEAM BLOCKS: 11.0

SET SCORES

Wake Forest (2)	1	2	3	4	5	Team Records:
Wake Forest (2)	21	25	23	30	9	8-14 (3-7 ACC)
Virginia Tech (3)	25	19	25	28	15	13-8 (4-5 ACC)

#	Virginia Tech	Attack				Ast	Serve			Block				Pts		
		S	K	E	TA		Pct	SA	SE	RE	Dig	BS	BA		BE	BH
1	Kaity Smith	5	14	12	50	.040	1	1	5	1	7	0	2	0	0	-
4	Jaila Tolbert	5	16	10	39	.154	1	0	0	0	2	0	1	1	0	-
6	Angel Robinson	5	3	3	11	.000	0	0	0	0	0	4	0	4	0	-
9	Rhegan Mitchell	5	2	1	4	.250	36	0	0	0	4	0	2	3	0	-
14	Ester Talamazzi	5	13	4	39	.231	1	2	3	2	20	0	2	0	0	-
19	Marisa Cerchio	5	6	4	26	.077	0	1	1	0	0	1	5	0	0	-
5	Carol Raffety	5	0	1	1	-1.000	2	2	1	2	26	0	0	0	0	-
10	Kylie Thomas	5	0	0	0	.000	1	2	1	1	10	0	0	0	0	-
11	Sarah Jane Lynch	5	0	0	0	.000	0	1	0	0	0	0	0	0	0	-
23	Talyn Jackson	3	1	0	3	.333	9	0	0	0	2	0	2	1	1	-
Team																-
Totals		5	55	35	173	.116	51	8	12	7	71	1	18	5	1	-

Team Attack By Set

Set	K	E	TA	Pct
1	14	8	38	.158
2	5	7	24	-.083
3	15	7	42	.190
4	12	10	53	.038
5	9	3	16	.375

TOTAL TEAM BLOCKS: 10.0

Site: Blacksburg, Va. (Cassell Coliseum)
Date: Oct 19, 2018 Attend: 556 Time: 2:36 PM
Referees: Dennis Branch, Wade Brence
Line judges: DJ Preston, Scott Wolk



Volleyball Box Score The Automated ScoreBook Duke vs Virginia Tech (Oct 21, 2018 at Blacksburg, Va.)



#	Duke	Attack				Ast	Serve			Block				Pts		
		S	K	E	TA		Pct	SA	SE	RE	Dig	BS	BA		BE	BH
1	Kelli Kalinoski	5	0	0	0	.000	5	0	1	2	17	0	0	0	0	-
4	Lily Cooper	5	5	4	12	.083	0	0	0	0	3	1	7	0	0	-
7	Leah Meyer	5	12	1	23	.478	1	0	6	0	1	0	7	1	0	-
10	Alex Springate	4	0	1	1	-1.000	11	0	1	0	0	0	1	0	1	-
11	Payton Schwartz	5	14	6	42	.190	0	1	1	5	12	0	3	0	0	-
16	Andie Shelton	5	17	2	39	.385	27	0	2	0	8	0	4	0	2	-
2	Jessi Bartholomew	2	3	1	4	.500	0	0	0	0	1	0	1	0	0	-
5	Mackenzie Cole	5	0	0	0	.000	5	1	3	0	11	0	0	0	0	-
8	Ade Owokoniran	4	9	6	29	.103	0	0	0	0	0	0	1	1	0	-
9	Haley Seyfarth	2	0	0	0	.000	2	0	0	0	2	0	0	0	0	-
13	Sarah Nelson	3	0	0	0	.000	12	0	0	0	8	0	0	0	0	-
17	Samantha Amos	5	10	4	27	.222	0	0	0	0	1	0	6	0	0	-
Team																-
Totals		5	70	25	177	.254	63	2	14	8	64	1	30	2	3	-

Team Attack By Set

Set	K	E	TA	Pct
1	13	4	29	.310
2	15	8	41	.171
3	16	3	46	.283
4	15	5	38	.263
5	11	5	23	.261

TOTAL TEAM BLOCKS: 16.0

SET SCORES

Duke (3)	1	2	3	4	5	Team Records:
Duke (3)	20	19	25	25	16	11-8 (5-5 ACC)
Virginia Tech (2)	25	25	23	23	14	13-9 (4-6 ACC)

#	Virginia Tech	Attack				Ast	Serve			Block				Pts		
		S	K	E	TA		Pct	SA	SE	RE	Dig	BS	BA		BE	BH
1	Kaity Smith	5	17	8	41	.220	0	1	4	0	15	0	1	1	0	-
4	Jaila Tolbert	5	19	6	50	.260	0	0	0	0	2	0	4	0	0	-
6	Angel Robinson	5	5	1	7	.571	0	0	0	0	1	1	5	0	0	-
9	Rhegan Mitchell	5	0	1	4	-.250	38	1	0	0	14	0	0	1	0	-
14	Ester Talamazzi	5	14	4	42	.238	1	2	2	0	17	0	0	1	0	-
19	Marisa Cerchio	5	3	6	14	-.214	0	0	1	0	9	2	1	0	0	-
5	Carol Raffety	5	0	0	0	.000	4	3	0	1	20	0	0	0	0	-
10	Kylie Thomas	5	0	0	0	.000	0	1	0	1	4	0	0	0	0	-
11	Sarah Jane Lynch	5	0	0	0	.000	0	0	0	0	1	0	0	0	0	-
23	Talyn Jackson	3	1	0	3	.333	9	0	0	0	0	0	1	0	0	-
Team																-
Totals		5	59	26	161	.205	52	8	7	2	74	3	12	3	0	-

Team Attack By Set

Set	K	E	TA	Pct
1	12	7	29	.172
2	14	3	40	.275
3	15	7	41	.195
4	11	7	33	.121
5	7	18	28	.278

TOTAL TEAM BLOCKS: 9.0

Site: Blacksburg, Va. (Cassell Coliseum)
Date: Oct 21, 2018 Attend: 702 Time: 2:28
Referees: Wade Brence, Dennis Branch
Line judges: Lance Rogers, Doug Mabry



Volleyball Box Score The Automated ScoreBook Virginia Tech vs Miami (Oct 26, 2018 at Coral Gables, Fla.)



#	Virginia Tech	Attack				Ast	Serve			Block				Pts		
		S	K	E	TA		Pct	SA	SE	RE	Dig	BS	BA		BE	BH
1	Kaity Smith	2	4	0	10	.400	0	0	0	2	5	0	0	0	0	-
4	Jaila Tolbert	3	10	4	24	.250	0	0	0	0	0	0	0	0	0	-
6	Angel Robinson	3	6	2	12	.333	0	0	1	0	0	0	0	0	0	-
9	Rhegan Mitchell	3	1	0	6	.167	27	0	2	0	4	0	0	0	0	-
14	Ester Talamazzi	3	5	4	30	.033	0	1	0	2	7	0	1	0	0	-
19	Marisa Cerchio	3	4	4	11	.000	0	0	0	0	1	0	1	0	0	-
5	Carol Raffety	3	0	0	0	.000	2	0	1	2	12	0	0	0	0	-
7	Tessa Wyner	1	0	0	4	.000	0	0	1	0	3	0	0	0	0	-
10	Kylie Thomas	2	0	0	0	.000	1	0	0	0	2	0	0	0	0	-
11	Sarah Jane Lynch	3	0	0	0	.000	0	0	0	0	1	0	0	0	0	-
20	Abby McKinzie	2	0	0	0	.000	0	0	0	0	0	0	0	0	0	-
Team																-
Totals		3	30	14	97	.165	30	1	5	8	35	0	2	0	0	-

Team Attack By Set

Set	K	E	TA	Pct
1	10	5	34	.147
2	11	7	30	.133
3	9	2	33	.212

TOTAL TEAM BLOCKS: 1.0

SET SCORES

Virginia Tech (0)	1	2	3	Team Records:
Virginia Tech (0)	13	14	16	13-10, 4-7
Miami (3)	25	25	25	13-6, 9-3

#	Miami	Attack				Ast	Serve			Block				Pts		
		S	K	E	TA		Pct	SA	SE	RE	Dig	BS	BA		BE	BH
1	Sara Duque	3	0	0	0	.000	0	0	0	0	5	0	0	0	0	-
4	Chloe Brown	3	9	1	22	.364	2	3	1	0	9	0	2	0	0	-
5	Haley Templeton	3	6	1	11	.455	35	5	2	0	5	0	1	0	2	-
8	Bridget Wallenberger	3	5	0	10	.500	1	0	0	0	2	0	4	0	0	-
9	Elizaveta Lukianova	3	10	1	15	.600	0	0	0	0	1	0	1	0	0	-
16	Cameron Dobbs	3	7	1	11	.545	0	0	0	0	2	0	1	0	0	-
10	Priscilla Hernandez	3	0	0	1	.000	3	0	0	0	6	0	0	0	0	-
14	Kolby Bird	3	10	0	22	.455	1	0	1	0	3	1	1	0	0	-
15	Emily Damon	3	0	0	0	.000	1	0	1	1	14	0				

2018 BOX SCORES



Volleyball Box Score
The Automated ScoreBook
Syracuse vs Virginia Tech (Nov 02, 2018 at Blacksburg, Va.)



#	Syracuse	Attack				Ast	Serve			Block				Pts		
		S	K	E	TA		Pct	SA	SE	RE	Dig	BS	BA		BE	BH
2	Dana Valelly	4	0	0	0	.000	17	0	0	0	5	0	0	0	0	-
7	Ella Saada	4	9	1	22	.364	0	0	2	0	5	0	3	0	0	-
9	Christina Oyawale	4	1	2	10	-.100	0	0	0	0	0	0	4	0	0	-
11	Polina Shemanova	4	13	5	32	.250	0	2	0	1	12	0	3	0	0	-
12	Amber Witherspoon	4	10	0	18	.556	0	0	0	0	2	12	1	0	0	-
19	Sanita Ebangwese	4	11	0	15	.733	1	2	0	0	4	0	3	0	0	-
3	Anastasiya Gorelina	1	0	0	0	.000	0	0	0	0	0	0	0	0	0	-
4	Aliah Bowllan	4	0	0	0	.000	5	1	1	0	12	0	0	0	0	-
5	Elena Karakasi	1	0	0	0	.000	0	0	0	0	0	0	0	0	0	-
6	Kendra Lukacs	1	0	0	3	.000	0	0	0	0	0	1	0	0	0	-
13	Yulia Yastrub	4	0	2	8	-.250	0	3	2	1	3	1	4	1	0	-
14	Jalissa Trotter	4	1	0	1	1.000	21	1	3	0	8	0	1	0	1	-
16	Mariia Levanova	1	0	0	0	.000	0	0	0	0	0	0	1	0	0	-
Totals		4	45	10	109	.321	44	9	8	2	49	3	32	2	1	-

Team Attack By Set

Set	K	E	TA	Pct
1	9	4	26	.192
2	11	3	31	.258
3	11	3	29	.276
4	14	0	23	.609

SET SCORES

	1	2	3	4
Syracuse (3)	25	23	25	25
Virginia Tech (1)	16	25	20	10

TOTAL TEAM BLOCKS: 19.0

Team Records:
15-7, 11-3 ACC
13-12, 4-9 ACC

#	Virginia Tech	Attack				Ast	Serve			Block				Pts		
		S	K	E	TA		Pct	SA	SE	RE	Dig	BS	BA		BE	BH
1	Kaity Smith	4	13	10	43	.070	1	0	0	4	11	0	0	0	0	-
4	Jaila Tolbert	4	21	7	35	.400	0	0	0	0	0	0	0	0	0	-
6	Angel Robinson	2	0	4	7	-.571	0	0	0	0	0	0	0	0	0	-
9	Rhegan Mitchell	4	3	1	7	.286	41	0	1	0	8	0	0	0	1	-
14	Ester Talamazzi	4	8	13	33	-.152	1	0	0	0	7	1	0	0	0	-
19	Marisa Cerchio	4	2	2	9	.000	0	0	0	0	0	0	0	0	0	-
5	Carol Raffety	4	0	0	0	.000	3	1	1	1	17	0	0	0	0	-
7	Tessa Wyner	2	0	1	5	-.200	0	0	0	0	0	0	0	0	0	-
10	Kylie Thomas	3	0	0	0	.000	0	1	0	2	5	0	0	0	0	-
11	Sarah Jane Lynch	4	0	0	0	.000	0	0	0	0	2	0	0	0	0	-
20	Abby McKinzie	2	0	0	0	.000	0	1	0	2	0	0	0	0	0	-
22	Kai Young	4	2	1	4	.250	0	0	0	0	0	0	0	0	0	-
Team										2						-
Totals		4	49	39	143	.070	46	2	3	9	52	1	0	0	1	-

Team Attack By Set

Set	K	E	TA	Pct
1	11	13	33	-.061
2	20	9	38	.289
3	13	8	40	.125
4	5	9	32	-.125

Site: Blacksburg, Va. (Cassell Coliseum)
Date: Nov 02, 2018 Attend: 903 Time: 1:46
Referees: Kevin Wendelboe, Terry Martin
Line Judges: Butch Kitts, Rex Hart

TOTAL TEAM BLOCKS: 1.0



Volleyball Box Score
The Automated ScoreBook
Boston College vs Virginia Tech (Nov 04, 2018 at Blacksburg, Va.)



#	Boston College	Attack				Ast	Serve			Block				Pts		
		S	K	E	TA		Pct	SA	SE	RE	Dig	BS	BA		BE	BH
1	DEJARLD,JANE	3	1	0	2	.500	24	0	1	0	3	0	1	0	2	-
6	GOSS,MCKENNA	3	2	2	12	.000	0	0	0	0	3	0	0	0	0	-
8	NAUGHTON,CLARE	3	8	6	28	.071	0	1	0	1	2	0	0	0	1	-
14	CHUKWUJEKWU,AMAKA	3	5	1	7	.571	0	0	0	0	1	0	0	1	0	-
17	MULLEN,ALLY	3	4	1	9	.333	0	0	0	0	2	2	2	0	0	-
20	STRAWBERRY,JEWEL	3	8	5	18	.167	2	0	0	1	9	0	1	1	0	-
3	OEMCKE,CAMILLE	1	0	0	0	.000	0	0	0	0	0	0	0	0	1	-
4	WEST,SOPHIE	2	0	1	2	-.500	0	0	0	0	0	0	0	0	0	-
7	FUHRMANN,MACKENZIE	2	6	0	12	.500	0	0	1	0	0	0	0	0	0	-
9	STROCKIS,JILL	3	0	0	0	.000	3	2	0	0	13	0	0	0	0	-
10	KUTSCHKE,CARLY	2	1	1	3	.000	1	0	0	0	1	0	0	0	0	-
11	BALIDO,CAT	3	3	3	11	.000	0	0	0	0	1	0	0	0	0	-
15	CANULLI,NATALIE	1	0	0	0	.000	0	0	0	0	0	0	0	0	0	-
18	MORRISON,MAKENZIE	3	0	0	0	.000	0	0	0	1	9	0	0	0	1	-
19	MCKNIGHT,MADISON	3	0	0	0	.000	8	0	0	0	3	0	0	0	1	-
Team										1						-
Totals		3	38	20	104	.173	38	3	2	4	45	2	4	2	6	-

Team Attack By Set

Set	K	E	TA	Pct
1	13	9	40	.100
2	13	8	34	.147
3	12	3	30	.300

SET SCORES

	1	2	3
Boston College (0)	20	18	21
Virginia Tech (3)	25	25	25

TOTAL TEAM BLOCKS: 4.0

Team Records:
13-13 (3-11 ACC)
14-12 (5-9 ACC)

#	Virginia Tech	Attack				Ast	Serve			Block				Pts			
		S	K	E	TA		Pct	SA	SE	RE	Dig	BS	BA		BE	BH	
1	Kaity Smith	3	14	5	36	.250	0	0	4	1	8	0	3	0	0	-	
4	Jaila Tolbert	3	12	4	22	.364	1	0	0	0	0	1	1	0	0	-	
9	Rhegan Mitchell	3	0	0	4	.000	37	0	0	0	3	0	3	0	0	-	
14	Ester Talamazzi	3	5	1	19	.211	1	2	1	0	11	0	0	0	0	-	
19	Marisa Cerchio	3	8	0	15	.533	1	0	0	0	2	4	0	0	0	-	
22	Kai Young	3	4	1	10	.300	0	0	0	0	0	0	0	3	2	0	-
5	Carol Raffety	3	0	0	0	.000	3	0	0	1	12	0	0	0	0	-	
10	Kylie Thomas	3	0	0	0	.000	0	1	1	0	3	0	0	0	0	-	
11	Sarah Jane Lynch	3	0	0	0	.000	0	1	0	0	2	0	0	0	0	-	
20	Abby McKinzie	1	0	0	0	.000	0	0	0	0	1	0	0	0	0	-	
Team										1						-	
Totals		3	43	11	106	.302	43	4	6	3	40	3	14	2	0	-	

Team Attack By Set

Set	K	E	TA	Pct
1	15	3	39	.308
2	14	2	31	.387
3	14	6	36	.222

Site: Blacksburg, Va. (Cassell Coliseum)
Date: Nov 04, 2018 Attend: 791 Time: 1:22
Referees: Terry Martin, Kevin Wendelboe
Line Judges: James Eaton, Jacob Agee

TOTAL TEAM BLOCKS: 10.0



2018 OVERALL SEASON STATS



The Automated ScoreBook
 Virginia Tech Combined Team Statistics (as of Nov 04, 2018)
All matches



RECORD:	OVERALL	HOME	AWAY	NEUTRAL
ALL GAMES	14-12	8-4	3-6	3-2
CONFERENCE	5-9	4-4	1-5	0-0
NON-CONFERENCE	9-3	4-0	2-1	3-2

#	Player	sp	Attack				Set		Serve			Dig			Blocking					points		
			k	k/s	e	ta	pct	a	a/s	sa	se	sa/s	re	dig	dig/s	bs	ba	total	blk/s		be	bhe
1	Kaity Smith	89	314	3.53	151	822	.198	16	0.18	24	50	0.27	25	222	2.49	1	23	24	0.27	1	0	-
4	Jaila Tolbert	90	290	3.22	106	616	.299	4	0.04	0	2	0.00	0	36	0.40	4	59	63	0.70	1	0	-
14	Ester Talamazzi	89	210	2.36	124	713	.121	22	0.25	32	34	0.36	24	246	2.76	2	24	26	0.29	6	1	-
19	Marisa Cerchio	90	176	1.96	61	432	.266	2	0.02	12	17	0.13	1	12	0.13	15	80	95	1.06	2	0	-
22	Kai Young	64	67	1.05	33	172	.198	2	0.03	0	0	0.00	1	7	0.11	0	51	51	0.80	18	0	-
9	Rhegan Mitchell	86	30	0.35	9	98	.214	756	8.79	7	13	0.08	0	151	1.76	1	31	32	0.37	7	13	-
6	Angel Robinson	37	27	0.73	19	79	.101	0	0.00	1	2	0.03	1	1	0.03	1	21	22	0.59	1	0	-
23	Talyn Jackson	35	16	0.46	3	41	.317	157	4.49	2	0	0.06	0	27	0.77	0	15	15	0.43	4	5	-
7	Tessa Wyner	10	3	0.30	4	20	-.050	1	0.10	0	2	0.00	2	9	0.90	0	0	0	0.00	0	0	-
5	Carol Raffety	89	2	0.02	1	8	.125	80	0.90	19	20	0.21	26	341	3.83	0	0	0	0.00	0	1	-
13	Peyton Yelich	1	2	2.00	0	4	.500	0	0.00	0	0	0.00	0	0	0.00	0	0	0	0.00	1	0	-
10	Kylie Thomas	84	0	0.00	0	0	.000	18	0.21	16	14	0.19	12	123	1.46	0	0	0	0.00	0	1	-
20	Abby McKinzie	39	0	0.00	0	0	.000	1	0.03	7	4	0.18	1	23	0.59	0	0	0	0.00	0	0	-
11	Sarah Jane Lynch	47	0	0.00	0	0	.000	0	0.00	5	5	0.11	0	15	0.32	0	0	0	0.00	0	0	-
	TEAM	-	-	-	-	-	-	-	-	-	-	-	12	-	-	-	-	-	-	-	-	-
	VIRGINIA TECH	90	1137	12.63	511	3005	.208	1059	11.77	125	163	1.39	105	1213	13.48	24	304	176.0	1.96	41	21	-
	Opponents	90	1090	12.11	455	2933	.217	1034	11.49	105	188	1.17	126	1170	13.00	23	342	194.0	2.16	31	31	-

Team Statistics	VT	OPP	Date	Opponent	Score	Score by set	Att.
ATTACK			Aug 24	vs USC Upstate	w 3-0	25-14,25-18,25-15	1411
Kills	1137	1090	Aug 25	vs Presbyterian	w 3-0	25-22,25-11,25-21	1411
Errors	511	455	Aug 25	at Charlotte	w 3-2	15-25,24-26,25-19,25-19,15-9	1411
Total Attacks	3005	2933	Aug 31	WILLIAM & MARY	w 3-0	25-14,25-6,25-20	329
Attack Pct	.208	.217	Aug 31	CAMPBELL	w 3-0	25-18,25-19,25-12	842
Kills/Set	12.6	12.1	Sep 01	ROBERT MORRIS	w 3-1	22-25,25-21,25-16,25-15	515
SET			Sep 07	vs IUPUI	w 3-1	25-21,25-11,22-25,25-13	259
Assists	1059	1034	Sep 07	at Ohio	w 3-1	24-26,25-21,25-21,25-16	860
Attempts	2982	2971	Sep 08	vs Samford	L 0-3	18-25,20-25,16-25	405
Assist Pct	.355	.348	Sep 11	VCU	w 3-0	25-16,25-18,25-21	818
Assists/Set	11.8	11.5	Sep 15	vs #18 Baylor	L 0-3	26-28,18-25,16-25	126
SERVE			Sep 16	at UTSA	L 1-3	14-25,25-20,21-25,23-25	563
Aces	125	105	*Sep 21	#9 PITT	L 0-3	16-25,18-25,20-25	672
Errors	163	188	*Sep 23	VIRGINIA	w 3-0	25-20,25-21,25-20	839
Attempts	1969	1913	*Sep 28	NORTH CAROLINA	w 3-0	25-15,25-19,25-23	827
Serve Pct	.917	.902	*Sep 30	NC STATE	L 1-3	25-21,24-26,19-25,23-25	536
Aces/Set	1.4	1.2	*Oct 05	at Georgia Tech	w 3-0	25-23,25-22,25-15	786
SERVE RECEPTIONS			*Oct 07	at Clemson	L 0-3	18-25,13-25,22-25	1132
Errors	105	126	*Oct 12	at #22 Louisville	L 0-3	17-25,18-25,20-25	968
Errors/Set	1.2	1.4	*Oct 14	at Notre Dame	L 0-3	14-25,14-25,20-25	924
Attempts	1724	1805	*Oct 19	WAKE FOREST	w 3-2	25-21,19-25,25-23,28-30,15-9	556
Reception Pct	.939	.930	*Oct 21	DUKE	L 2-3	25-20,25-19,23-25,23-25,14-16	702
DEFENSE			*Oct 26	at Miami	L 0-3	13-25,14-25,16-25	265
Digs	1213	1170	*Oct 28	at Florida State	L 0-3	20-25,17-25,23-25	776
Digs/Set	13.5	13.0	*Nov 02	SYRACUSE	L 1-3	16-25,25-23,20-25,10-25	903
BLOCKING			*Nov 04	BOSTON COLLEGE	w 3-0	25-20,25-18,25-21	791
Block Solo	24	23					
Block Assist	304	342					
Total Blocks	176.0	194.0					
Blocks/Set	2.0	2.2					
Block Errors	41	31					
Ball handling errors	21	31					

Record in 3-set matches: 9-8
 Record in 4-set matches: 3-3
 Record in 5-set matches: 2-1



2018 CONFERENCE SEASON STATS



The Automated ScoreBook
Virginia Tech Combined Team Statistics (as of Nov 04, 2018)
Conference matches



RECORD:	OVERALL	HOME	AWAY	NEUTRAL
ALL GAMES	5-9	4-4	1-5	0-0
CONFERENCE	5-9	4-4	1-5	0-0
NON-CONFERENCE	0-0	0-0	0-0	0-0

#	Player	sp	Attack				Set		Serve			Dig		Blocking					points			
			k	k/s	e	ta	pct	a	a/s	sa	se	sa/s	re	dig	dig/s	bs	ba	total		blk/s	be	bhe
4	Jaila Tolbert	48	162	3.38	67	362	.262	3	0.06	0	2	0.00	0	12	0.25	3	26	29	0.60	1	0	-
1	Kaity Smith	47	162	3.45	90	463	.156	8	0.17	8	23	0.17	18	120	2.55	1	12	13	0.28	1	0	-
14	Ester Talamazzi	47	108	2.30	76	389	.082	9	0.19	15	20	0.32	13	130	2.77	2	7	9	0.19	2	1	-
19	Marisa Cerchio	48	75	1.56	38	206	.180	1	0.02	2	4	0.04	0	3	0.06	7	36	43	0.90	1	0	-
22	Kai Young	28	21	0.75	10	59	.186	1	0.04	0	0	0.00	0	3	0.11	0	20	20	0.71	13	0	-
6	Angel Robinson	24	20	0.83	15	55	.091	0	0.00	0	1	0.00	1	1	0.04	1	14	15	0.62	1	0	-
9	Rhegan Mitchell	48	16	0.33	7	63	.143	438	9.12	2	8	0.04	0	79	1.65	0	20	20	0.42	5	7	-
23	Talyn Jackson	11	3	0.27	0	12	.250	38	3.45	0	0	0.00	0	7	0.64	0	5	5	0.45	1	2	-
7	Tessa Wyner	5	3	0.60	2	14	.071	0	0.00	0	2	0.00	0	6	1.20	0	0	0	0.00	0	0	-
5	Carol Raffety	47	1	0.02	1	2	.000	30	0.64	12	11	0.26	14	188	4.00	0	0	0	0.00	0	0	-
20	Abby McKinzie	12	0	0.00	0	0	.000	0	0.00	1	2	0.08	0	10	0.83	0	0	0	0.00	0	0	-
11	Sarah Jane Lynch	46	0	0.00	0	0	.000	0	0.00	5	5	0.11	0	15	0.33	0	0	0	0.00	0	0	-
10	Kylie Thomas	42	0	0.00	0	0	.000	6	0.14	8	6	0.19	8	54	1.29	0	0	0	0.00	0	0	-
	TEAM	-	-	-	-	-	-	-	-	-	-	-	9	-	-	-	-	-	-	-	-	-
	VIRGINIA TECH	48	571	11.90	306	1625	.163	534	11.12	53	84	1.10	63	628	13.08	14	140	84.0	1.75	25	10	-
	Opponents	48	619	12.90	224	1560	.253	593	12.35	63	111	1.31	53	642	13.38	12	228	126.0	2.62	11	23	-

Team Statistics	VT	OPP
ATTACK		
Kills	571	619
Errors	306	224
Total Attacks	1625	1560
Attack Pct	.163	.253
Kills/Set	11.9	12.9
SET		
Assists	534	593
Attempts	1603	1578
Assist Pct	.333	.376
Assists/Set	11.1	12.4
SERVE		
Aces	53	63
Errors	84	111
Attempts	1004	1087
Serve Pct	.916	.898
Aces/Set	1.1	1.3
SERVE RECEPTIONS		
Errors	63	53
Errors/Set	1.3	1.1
Attempts	976	919
Reception Pct	.935	.942
DEFENSE		
Digs	628	642
Digs/Set	13.1	13.4
BLOCKING		
Block Solo	14	12
Block Assist	140	228
Total Blocks	84.0	126.0
Blocks/Set	1.8	2.6
Block Errors	25	11
Ball handling errors	10	23

Date	Opponent	Score	Score by set	Att.
*Sep 21	#9 PITT	L 0-3	16-25,18-25,20-25	672
*Sep 23	VIRGINIA	w 3-0	25-20,25-21,25-20	839
*Sep 28	NORTH CAROLINA	w 3-0	25-15,25-19,25-23	827
*Sep 30	NC STATE	L 1-3	25-21,24-26,19-25,23-25	536
*Oct 05	at Georgia Tech	w 3-0	25-23,25-22,25-15	786
*Oct 07	at Clemson	L 0-3	18-25,13-25,22-25	1132
*Oct 12	at #22 Louisville	L 0-3	17-25,18-25,20-25	968
*Oct 14	at Notre Dame	L 0-3	14-25,14-25,20-25	924
*Oct 19	WAKE FOREST	w 3-2	25-21,19-25,25-23,28-30,15-9	556
*Oct 21	DUKE	L 2-3	25-20,25-19,23-25,23-25,14-16	702
*Oct 26	at Miami	L 0-3	13-25,14-25,16-25	265
*Oct 28	at Florida State	L 0-3	20-25,17-25,23-25	776
*Nov 02	SYRACUSE	L 1-3	16-25,25-23,20-25,10-25	903
*Nov 04	BOSTON COLLEGE	w 3-0	25-20,25-18,25-21	791

Record in 3-set matches: 4-6
Record in 4-set matches: 0-2
Record in 5-set matches: 1-1





1
Kaity SMITH
OH | 6-1 | So.
Florence, Ky.




4
Jailla TOLBERT
RS | 6-1 | Sr.
Minneapolis, Minn.
(JAY-lah)



5
Carol RAFFETY
L/DS | 5-11 | Jr.
Novato, Calif.



6
Angel ROBINSON
MB | 6-0 | Fr.
Norman, Okla.



7
Tessa WYNER
OH | 5-11 | Jr.
Charleston, W.Va.



9
Rhegan MITCHELL
S | 5-8 | r-Sr.
Peachtree City, Ga.
(like Ronald Reagan)



10
Kylie THOMAS
L/DS | 5-7 | So.
Sterling, Va



11
Sarah Jane LYNCH
S | 6-2 | Fr.
Roswell, Ga.



13
Peyton YELICH
MB | 6-3 | Fr.
Crown Point, Ind.
(Yell-itch)



14
Ester TALAMAZZI
OH | 6-0 | So.
Campo Ligure, Genoa, Italy
(Tal-uh-MAHT-zee)



16
Jennifer WILLIAMS
OH | 6-1 | Fr.
Staunton, Va.




19
Marisa CERCHIO
MB/OH | 6-3 | So.
Cincinnati, Ohio
(SIR-ko)



20
Abby MCKINZIE
L/DS | 5-9 | Jr.
East Leroy, Mich.



21
Melody CALOYANNIDES
OH | 6-0 | Jr.
Reston, Va.
(cal-oh-yahn-EE-dis)



22
Kai YOUNG
MB | 5-11 | So.
Charlotte, N.C.



23
Talyn JACKSON
S | 5-11 | Fr.
Gardnerville, Nev.
(TAL-Lynn)



Jill WILSON
Head Coach
LSU, 2001



John WASIELEWSKI
Associate Head Coach
Penn State, 1990
(Was-uh-LEW-ski)




Thomas AMBERG
Assistant Coach
UCLA, 2012



Leah JOSEPH
Director of Operations
Georgia Southern, 2016



Kayla SCHANBACK
Volunteer Assistant Coach
Campbell, 2018



Kayla RESCO
Head Manager

