



# HOKIES®

## 2018 Virginia Tech Volleyball Match Notes

### #FuelTheFire

Nov. 21 | Match 30

Carilion Clinic Court | Cassell Coliseum

#### INFORMATION

##### Virginia Tech Hokies



**Record**.....14-15, 5-12 ACC  
**Starters R/L**.....4+Libero/2  
**Head Coach**.....Jill Wilson  
**Record (Years)**.....24-36 (2nd)

##### Clemson Tigers



**Record**.....15-14, 6-10 ACC  
**Starters R/L**.....2+Libero/4  
**Head Coach**.....Michaela Franklin  
**Record (Years)**.....22-39 (2nd)

#### NUMBERS TO KNOW

# 3

• Three players versus Boston College had a double-double, including Rhegan Mitchell, Kaity Smith and Ester Talamazzi, marking the first time ever in the Jill Wilson era.

# 16

• Senior Jaila Tolbert became the 16th Hokie to reach 1,000 kills in a career and the first since 2016 when Amanda McKinzie (2013-16) did it, during the match against BC.

#### PROJECTED STARTERS

#	Name	K	Pct.	A	D	B
1	Kaity Smith (OH)	362	.200	17	251	26
4	Jaila Tolbert (RS)	334	.282	5	43	72
6	Angel Robinson (MB)	35	.147	0	1	24
9	Rhegan Mitchell (S)	32	.172	885	172	34
14	Ester Talamazzi (OH)	238	.116	24	278	31
19	Marisa Cerchio (MB)	198	.259	3	15	106
5	Carol Raffety (L)	2	.125	80	341	0

#### SERIES HISTORY

**Clemson Series**.....Clemson leads 18-12  
**First Meeting**.....Clemson won 2-1 in 1980  
**Last Meeting**.....Clemson won 3-0 in 2018  
**Last Five**.....Tech 4-1  
**In Blacksburg**.....Tech 9-4  
**Under Wilson**.....1-1

#### AT THE NET

- Virginia Tech's volleyball team boasts 10 returning letterwinners, including four starters and its libero back.
- Tech has 16 student-athletes on the roster and of the 16, 11 are underclassmen. One of the youngest groups in the ACC, 69 percent of Tech's team is freshmen and sophomores.
- Though the Hokies will be youthful in 2018, they do bring back All-ACC selection Jaila Tolbert at the right-side hitter position.
- Tolbert is coming off her best season yet and had quite the summer, too, as the senior competed on the U.S. Collegiate National Team.
- Tech wraps up its final match of the season on Wednesday, playing Clemson inside Cassell.
- The Hokies are looking to finish the season on a winning note, which they haven't done since Nov. 25, 2016, versus Virginia.
- The Tigers got the best of Tech earlier in the year, snapping the Hokies' four-match winning streak against the Tigers.
- This will be seniors Rhegan Mitchell and Jaila Tolbert's final match in Blacksburg.

#### LAST TIME OUT

- Last Friday, Tech fell to Boston College in five sets, which marked the second straight match at the time of losing 16-14 in the final frame.
- Despite the loss, numerous highs were set as Jaila Tolbert tied her career-high 22 kills, Kaity Smith posted a season-high 21 kills and Rhegan Mitchell owned a season-high 58 assists.
- Ester Talamazzi finished with 11 kills, 17 digs and a career-high five blocks and Peyton Yelich turned in a career-high four blocks.
- On Sunday, the Hokies were defeated by Syracuse 3-0, wrapping up their final road match.
- Kaity Smith had a team-high 10 kills, extending her streak of double-digit kills to six.
- Angel Robinson played her best match yet, totaling a career-high eight kills on a .615 hitting percentage, marking the first time a Hokie has hit over .600 since Sept. 11 (Tolbert).

#### WHO TO WATCH



• Kaity Smith has put down 88 kills her last six matches dating back to Oct. 28, averaging an impressive 3.83 kills per set.

### 2018 Schedule

#### AUGUST

16	(1) vs. RADFORD	W, 3-2
24	(2) vs. USC UPSTATE	W, 3-0
25	(2) vs. PRESBYTERIAN	W, 3-0
25	(2) AT CHARLOTTE (C-USA TV)	W, 3-2
31	(3) WILLIAM & MARY (ACC NETWORK EXTRA)	W, 3-0
31	(3) CAMPBELL (ACC NETWORK EXTRA)	W, 3-0

#### SEPTEMBER

1	(3) ROBERT MORRIS (ACC NETWORK EXTRA)	W, 3-1
7	(4) vs. IUPUI	W, 3-1
7	(4) AT OHIO (ESPN+)	W, 3-1
8	(4) vs. SAMFORD	L, 3-0
11	VCU (ACC NETWORK EXTRA)	W, 3-0
15	(5) vs. No. 18/25 BAYLOR	L, 3-0
16	(5) AT UTSA (FACEBOOK)	L, 3-1
21	No. 9/10 PITT* (ACC NETWORK EXTRA)	L, 3-0
23	VIRGINIA* (ACC NETWORK EXTRA)	W, 3-0
28	NORTH CAROLINA* (ACC NETWORK EXTRA)	W, 3-0
30	NC STATE* (ACC NETWORK EXTRA)	L, 3-1

#### OCTOBER

5	AT GEORGIA TECH* (ACC NETWORK EXTRA)	W, 3-0
7	AT CLEMSON* (ACC NETWORK EXTRA)	L, 3-0
12	AT No. 22/RV LOUISVILLE* (ACC NETWORK EXTRA)	L, 3-0
14	AT NOTRE DAME* (ACC NETWORK EXTRA)	L, 3-0
19	WAKE FOREST* (ACC NETWORK EXTRA)	W, 3-2
21	DUKE* (ACC NETWORK EXTRA)	L, 3-2
26	AT MIAMI (FLA)* (ACC NETWORK EXTRA)	L, 3-0
28	AT UR/RV FLORIDA STATE* (ACC NETWORK EXTRA)	L, 3-0

#### NOVEMBER

2	SYRACUSE* (ACC NETWORK EXTRA)	L, 3-1
4	BOSTON COLLEGE* (ACC NETWORK EXTRA)	W, 3-0
9	AT VIRGINIA* (ACC NETWORK EXTRA)	L, 3-2
16	AT BOSTON COLLEGE* (ACC NETWORK EXTRA)	L, 3-2
18	AT SYRACUSE*	L, 3-0
21	CLEMSON* (ACC NETWORK EXTRA)	3 P.M.

\* ACC MATCH | ALL TIMES ET | AT THE TIME RANKING/CURRENT RANKING

- 1-EXHIBITION
- 2-CHARLOTTE INVITATIONAL
- 3-HOKIE INVITATIONAL
- 4-BOBCAT INVITATIONAL
- 5-UTSA INVITATIONAL

#### VIRGINIA TECH CONTACT

**Lance Dozier**  
Assistant Director, Strategic Communications  
Phone: (507) 993-1898  
Email: lance17@vt.edu

### Social



@HokiesVB



@HokiesVB



/HokieSports



@VT\_VBall



**AVCA Top 25 Week 13 Poll**  
Nov. 19 | *Opponents in italics*

Team (1st place)	Points	Record	Last
1 BYU (49)	1580	27-0	1
2 Stanford (15)	1551	26-1	2
3 Minnesota	1477	24-2	3
4 Illinois	1398	26-3	4
5 Texas	1336	18-4	5
6 Nebraska	1252	22-6	6
7 Penn State	1163	22-6	T-7
8 Wisconsin	1150	20-6	T-7
9 Creighton	1085	26-4	9
10 <i>Pitt</i>	<i>1035</i>	<i>28-1</i>	<i>10</i>
11 Kentucky	1012	22-4	11
12 Purdue	839	22-7	12
13 Florida	827	23-5	13
14 Cal Poly	752	25-2	15
15 USC	656	20-9	14
16 Marquette	648	25-5	17
17 Oregon	557	18-10	16
18 Michigan	497	20-9	19
19 Washington	407	18-10	20
20 Washington State	378	19-9	18
21 UCF	355	26-3	21
22 Tennessee	316	23-5	22
23 Arizona	177	20-10	24
24 Missouri	131	22-7	23
25 <i>Baylor</i>	<i>74</i>	<i>18-8</i>	<i>NR</i>

**Receiving Votes:** Colorado 51; UCLA 32; UNI 15; *Florida State 12; Louisville 10; Utah 8; Denver 4*

**Dropped Out:** Then-No. 25 UCLA

**QUICK FACTS**

University Name .....Virginia Tech  
 Location .....Blacksburg, Va.  
 Founded .....1872  
 Enrollment .....34,440  
 President..... Dr. Timothy Sands  
 Director of Athletics..... Whit Babcock  
 Nickname .....Hokies  
 Mascot .....Hokie Bird  
 Colors..... Chicago Maroon and Burnt Orange  
 Affiliation..... NCAA Division I  
 Conference.....Atlantic Coast

**2017 INFORMATION, 2018 PREVIEW**

Overall Record ..... 10-21  
 ACC Record ..... 4-16 (12th)  
 Starters Returning/Lost..... 4 + Libero/2  
 Letterwinners Returning/Lost..... 10/8  
 Newcomers.....6  
 Home Court..... Cassell Coliseum  
 Capacity ..... 9,275

**2018 Key Information**

**RETURNING STARTERS (4 + Libero)**

Rhegan Mitchell	S	Racked up 1,122 assists (9.93 a/s), 243 digs, 66 kills Team-high 440 digs, 32 SA, 102 assists Posted 309 kills, 190 digs, ACC All-Freshmen Team Turned in 290 kills, 229 digs, 27 aces, 24 blocks Tallied a team-high 318 kills (.318 clip), 2nd team All-ACC
Carol Raffety	L/DS	
Kaity Smith	OH	
Ester Talamazzi	OH	
Jaila Tolbert	RS	

**OTHERS RETURNING (5)**

Melody Caloyannides	OH	Posted 15 kills, 22 digs in 15 sets
Marisa Cerchio	MB/OH	Registered 114 kills, 25 blocks, 15 digs in 76 sets
Abby McKinzie	L/DS	Recorded 103 digs, six aces in 89 sets
Kylie Thomas	L/DS	Tallied 78 digs, eight aces in 53 sets
Kai Young	MB	Collected 20 kills, 22 blocks in 34 sets

**NEWCOMERS (6)**

Talyn Jackson	S	Senior Aces Top 150, NIAA all-state, three-time All-League
Sarah Jane Lynch	S	Senior Aces Top 150, GHSA all-state, AAU All-American
Angel Robinson	MB	Led North Norman HS to state finals twice, OSSAA all-state
Jennifer Williams	OH	Led Robert E. Lee HS to state final, VHSL all-state
Tessa Wyner	OH	Three-time West Virginia Gatorade Player of the Year
Peyton Yelich	MB	IHSAA all-state, led Crown Point HS to state final

**STARTERS LOST (2)**

Cara Cunningham	MB	Team-high 81 blocks, 132 kills, hit .246
Stacey Christy	MB	Hit .291 with 160 kills, 70 blocks

**NCAA RPI**  
Nov. 19 | *Opponents in italics*

Team	Conference	Record
1 Stanford	Pac-12	26-1
2 Minnesota	B1G	24-2
3 Texas	Big 12	18-4
4 Illinois	B1G	26-3
5 BYU	WCC	27-0
6 Wisconsin	B1G	20-6
7 <i>Pitt</i>	<i>ACC</i>	<i>28-1</i>
8 USC	Pac-12	20-9
9 Kentucky	SEC	22-4
10 UCF	American	26-3
11 Nebraska	B1G	22-6
12 Washington State	Pac-12	19-9
13 Penn State	B1G	22-6
14 <i>Baylor</i>	<i>Big 12</i>	<i>18-8</i>
15 Marquette	BIG EAST	25-5
16 Purdue	B1G	22-7
17 Creighton	BIG EAST	26-4
18 Michigan	B1G	20-9
19 Washington	Pac-12	18-10
20 Florida	SEC	23-5
21 Oregon	Pac-12	18-10
22 UNI	MVC	22-9
23 Cincinnati	American	24-7
24 Texas State	Sun Belt	26-6
25 Cal Poly	Big West	25-2
26 <i>Florida State</i>	<i>ACC</i>	<i>17-9</i>
27 <i>Syracuse</i>	<i>ACC</i>	<i>17-7</i>
28 Dayton	A-10	23-7
29 Tennessee	SEC	23-5
30 Rice	C-USA	24-6

No.	Name	Pos.	Ht.	Cl.	Hometown	High School (Previous School)
1	Kaity Smith	OH	6'1"	So.	Florence, Ky.	Randall Cooper
4	Jaila Tolbert	RS	6'1"	Sr.	Minneapolis, Minn.	Breck School
5	Carol Raffety	L/DS	5'11"	Jr.	Novato, Calif.	Marin Catholic
6	Angel Robinson	MB	6'0"	Fr.	Norman, Okla.	Norman North
7	Tessa Wyner	OH	5'11"	Fr.	Charleston, W.Va.	George Washington
9	Rhegan Mitchell	S	5'8"	r-Sr.	Peachtree City, Ga.	McIntosh
10	Kylie Thomas	L/DS	5'7"	So.	Sterling, Va.	Potomac Falls
11	Sarah Jane Lynch	S	6'2"	Fr.	Roswell, Ga.	Mount Pisgah Christian
13	Peyton Yelich	MB	6'3"	Fr.	Crown Point, Ind.	Crown Point
14	Ester Talamazzi	OH	6'0"	So.	Campo Ligure, Genoa, Italy	Liceo Scientifico A. Antonelli
16	Jennifer Williams	OH	6'1"	Fr.	Staunton, Va.	Robert E. Lee
19	Marisa Cerchio	MB/OH	6'3"	So.	Cincinnati, Ohio	Turpin
20	Abby McKinzie	L/DS	5'9"	Jr.	East Leroy, Mich.	St. Philip Catholic Central
21	Melody Caloyannides	OH	6'0"	Jr.	Reston, Va.	South Lakes
22	Kai Young	MB	5'11"	So.	Charlotte, N.C.	Charlotte Christian
23	Talyn Jackson	S	5'11"	Fr.	Gardnerville, Nev.	Douglas

**Head Coach:** Jill Wilson (LSU, 2001), 2nd Season  
**Associate Head Coach:** John Wasielewski (Penn State, 1990), 2nd season  
**Assistant Coach:** Thomas Amberg (UCLA, 2012), 2nd season  
**Volunteer Assistant Coach:** Kayla Schanback (Campbell, 2018), 1st season  
**Director of Operations:** Leah Joseph (Georgia Southern, 2016), 2nd season  
**Head Manager:** Kayla Resco, 2nd season

**Pronunciations**

Melody Caloyannides: cal-oh-yahn-EE-dis	Marisa Cerchio: SIR-ko	Jaila Tolbert: JAY-lah
Ester Talamazzi: Tal-uh-MAHT-zee	Talyn Jackson: TAL-lynn	Peyton Yelich: Yell-it-itch
John Wasielewski: Was-uh-LEW-ski	Rhegan Mitchell: like (Ronald) Reagan	





**2018 ACC Standings**

Team	Overall	ACC	Pct.
1. No. 10 Pitt	28-1	16-1	.966
2. Syracuse	17-7	13-3	.708
[RV] Florida State	17-9	13-3	.654
4. [RV] Louisville	20-8	13-4	.714
5. Notre Dame	16-11	10-7	.593
6. Miami (Fla.)	13-11	9-8	.542
7. Duke	14-11	8-8	.560
NC State	14-12	8-8	.538
9. Georgia Tech	17-12	6-10	.586
Clemson	15-14	6-10	.517
<b>11. Virginia Tech</b>	<b>14-15</b>	<b>5-12</b>	<b>.483</b>
Wake Forest	10-19	5-12	.345
13. Boston College	14-14	4-12	.500
14. North Carolina	8-18	4-13	.308
Virginia	8-19	4-13	.235

**2018 Preseason ACC Coaches' Poll**

- Pitt (196 points)
- Louisville (180)
- Florida State (171)
- Notre Dame (137)
- Duke (134)
- North Carolina (121)
- Miami (Fla.) (117)
- NC State (117)
- Syracuse (110)
- Georgia Tech (68)
- 11. Virginia Tech (55)**
- Clemson (54)
- Wake Forest (51)
- Virginia (37)
- Boston College (27)

**2018 ACC Preseason All-Conference**

Kaylin Korte, Sr., OH/RS, Clemson  
 Leah Meyer, Jr., MB, Duke  
 Payton Caffrey, Jr., OH, Florida State  
 Taryn Knuth, So., MB, Florida State  
 Jasmine Bennett, Sr., MB, Louisville  
 Melanie McHenry, Jr., OH, Louisville  
 Wilma Rivera, Sr., S, Louisville  
 Molly Sauer, Sr., L, Louisville  
 Haley Templeton, R-Sr., S, Miami  
 Melissa Evans, So., OPP, NC State  
 Kylie Pickrell, Sr., S, NC State  
 Ryann DeJarld, Sr., L, Notre Dame  
 Jemma Yeadon, Jr., OH, Notre Dame  
 Kamalani Akeo, Sr., S, Pitt  
 Nika Markovic, Jr., RS, Pitt  
 Stephanie Williams, R-Jr., OH, Pitt  
 Santita Ebangwese, Sr., MB, Syracuse  
**Jaila Tolbert, Sr., RS, Virginia Tech**

**GREENSBORO, N.C.** – Pitt has been chosen as the 2018 Atlantic Coast Conference volleyball preseason favorite in a vote of the league's 15 head coaches, announced on Aug. 3.

The reigning ACC Co-Champion Panthers received all 14 possible first-place votes and 196 points, as coaches were not allowed to vote for their own teams.

**CLIMBING THE LADDER**

- Junior libero Carol Raffety is working her way up the all-time career digs list at Tech.
- Heading into the season with 921 digs, Raffety became the 18th Hokie in the 1,000-dig club on Sept. 7 against IUPUI at the Bobcat Invitational.
- The California native has passed 12 Hokies on the list so far, now being No. 7 all-time with 1,315.

#	Name	Years	Digs
1.	Amanda Cloyd	2004-07	2,200
2.	Heather Berglund	1990-93	1,710
3.	Jill Gergen	2005-09	1,708
4.	Lisa Pikalek	1989-92	1,591
5.	Morgan O'Neill	2009-12	1,516
<b>6.</b>	<b>Carol Raffety</b>	<b>2016-present</b>	<b>1,315</b>
7.	Lindsey Owens	2013-16	1,309
8.	Annie Spicer	2001-04	1,244
9.	Meredith Braine	1995-98	1,241
10.	Justine Record	2008-11	1,238
11.	Terrie Zubert	1994-97	1,170
12.	Amanda McKinzie	2013-16	1,168
13.	Jenni McFadden	1991-94	1,150
14.	Melissa Markowski	2002-05	1,124
15.	Rachel Julian	1996-99	1,105
16.	Ana Lang	1999-02	1,078
17.	Kenedy McGrath	2012-15	1,045
18.	Amanda Yelsh	1991-94	1,012

**SENIOR CLASS AWARD**

- Senior Jaila Tolbert was selected as a Senior CLASS Award candidate on Oct. 1.
- The right-side hitter is one of 30 volleyball student-athletes to make the cut and the first-ever Tech volleyball player to be named a candidate.
- She is the first Hokie in any sport to be selected since 2016 (Murielle Tiernan, women's soccer). Tolbert is one of four players out of the ACC.
- To be eligible for the award, a student-athlete must be classified as an NCAA Division I senior and have notable achievements in four areas of excellence: community, classroom, character and competition.
- The definition of a student-athlete, Tolbert is the lone ACC representative on NCAA Division I SAAC, has done community outreach at a local elementary school in Blacksburg and was All-ACC second-team last fall.

**CURRY SAYS A FEW WORDS**

- Tech volleyball alum Sonya Curry, formerly Adams and wife of Tech men's basketball standout Dell Curry, was in Charlotte last weekend and gave the Hokies a pep talk before their match against the 49ers inside Halton Arena.
- The talk, which was giving them encouragement on and off the court, seemed to work as Tech went on to stay perfect on the weekend with a 3-2 win over Charlotte.



**ACC RANKS**

- Tech is No. 5 in the ACC for service aces with 1.31, while being No. 5 for opponent kills with 12.22.
- Sophomore Kaity Smith has the fifth-best average for kills per set (3.55) and sixth-best points per set mark (3.92) in the league.
- Outside hitter Ester Talamazzi owns the fifth-best aces per set mark (0.33) in the league. Her eight aces against William & Mary on Aug. 31 tied the second-most mark in school history with Annie Spicer on Sept. 10, 2004, versus ULM.
- Redshirt senior Rhegan Mitchell is No. 8 for assists per set (9.03) and Carol Raffety is No. 6 for digs per set with 3.86.

**TIDBITS**

- When Kaity Smith and Jaila Tolbert racked up 20-plus kills each versus Boston College last Friday, it marked the first time in the Jill Wilson era that two Hokies had over 20 kills each in the same match.
- The previous best was when Smith (17) and Tolbert (19) each had 17-plus kills against Duke on Oct. 21 inside Cassell Coliseum. However, it was another five-set loss, similarly to Boston College's match.

**A WIN WOULD**

- A win against the Tigers would be revenge for the Hokies after they fell to Clemson on Oct. 7 in straight sets.
- It would give Tech coach Jill Wilson a 2-1 mark against Clemson and improve Tech to 13-18 all-time in the series.
- A win would make an even .500 on the year, with a 15-15 overall record. It would mark the first time in three years (2015) that Tech boasted a record at or above .500.

**THE PROGRESSION**

- Last season, Kaity Smith played in 27 matches her freshman year. Heading into this weekend, the outside hitter has played in 29 matches and has improved in every statistic for no sophomore slump.
- The improvement lands Smith with a team-best kills per set this fall.

2017	Kills p/s	Hitting %	Digs p/s
95 sets	3.25	.182	2.00
2018	Kills p/s	Hitting %	Digs p/s
102 sets	3.42	.200	2.46



**USA - TOLBERT**

- Jaila Tolbert tried out in Colorado Springs, Colorado this spring and made the U.S. Collegiate National Team.
- The Minnesota native competed on the red, white blue in Detroit for over a week with 23 other collegiate student-athletes.
- She was assigned to one of two 12-member teams that played three exhibitions against each other, with her team winning 2-1.
- Tolbert hopes to bring what she learned on the trip back to Tech and on the court.



**LAST TIME THE TEAM...**

Won a match .....	Boston College, 3-0, 11/4/18	
Lost a match .....	at Syracuse, 3-0, 11/18/18	
Won at home .....	Boston College, 3-0, 11/4/18	
Lost at home .....	Syracuse, 3-1, 11/2/18	
Won on the road .....	at Georgia Tech, 3-2, 10/5/18	
Lost on the road .....	at Florida State, 3-0, 10/28/18	
Won in three sets .....	Boston College, 3-0, 11/4/18	
Lost in three sets .....	at Syracuse, 3-0, 11/18/18	
Won in four sets .....	at Ohio, 3-1, 9/7/18	
Lost in four sets .....	Syracuse, 3-1, 11/2/18	
Won in five sets .....	Wake Forest, 3-2, 10/19/18	
Lost in five sets .....	at Boston College, 3-2, 11/16/18	
Beat an ACC team .....	Boston College, 3-0, 11/4/18	
Lost to an ACC team .....	at Syracuse, 3-0, 11/18/18	
Beat an ACC team at home .....	Boston College, 3-0, 11/4/18	
Lost to an ACC team at home .....	Syracuse, 3-1, 11/2/18	
Beat an ACC team on the road .....	at Georgia Tech, 3-0, 10/5/18	
Lost to an ACC team on the road .....	at Syracuse, 3-0, 11/18/18	
Beat a nonconference team .....	VCU, 3-0, 9/11/18	
Lost to a nonconference team .....	at UTSA, 3-1, 9/16/18	
Beat nonconference team at home .....	VCU, 3-0, 9/11/18	
Lost to nonconference team at home .....	ETSU, 3-0, 9/16/17	
Beat nonconference team on road .....	at Ohio, 3-1, 9/7/18	
Lost to nonconference team on road .....	at UTSA, 3-1, 9/16/18	
Beat a ranked team .....	at No. 19 Michigan State, 3-1, 9/4/15	
Lost to a ranked team .....	at No. 22 Louisville, 10/12/18	
Beat an unranked team .....	Boston College, 3-0, 11/4/18	
Lost to an unranked team .....	at Syracuse, 3-0, 11/18/18	
Started a season 9-0 .....		2009
Was 10 matches over .500 in a season .....	2013 (11 matches over .500 at 12-1)	
Had 70 or more kills in a match .....	Idaho State, 75, 8/25/17	
Had 200 or more attacks in a match .....	Chattanooga, 204, 9/19/15	
Hit .300 or better in a match .....	Boston College, .302, 11/4/18	
Hit .400 or better in a match .....	vs. South Dakota State, .402, 8/25/17	
Had 65 or more assists in a match .....	at Charlotte, 67, 08/25/18	
Had 10 or more aces in a match .....	at Georgia Tech, 10, 10/5/18	
Had 75 or more digs in a match .....	at Boston College, 82, 11/16/18	
Had 85 or more digs in a match .....	Appalachian State, 85, 08/26/16	
Had 10.0 or more blocks in a match .....	Boston College, 10, 11/4/18	
Had 20.0 or more blocks in a match .....	Virginia, 20, 11/28/15	

		
Hitting Percentage	<b>.226</b>	.202
Kills per set	<b>13.28</b>	12.66
Assists per set	<b>12.53</b>	11.83
Digs per set	12.50	<b>13.56</b>
Blocks per set	<b>1.99</b>	1.94
Aces per set	1.16	<b>1.31</b>

**TEAM AVERAGES**

- Clemson owns four of the top six categories between the two schools, boasting the fifth-best kills per set mark of 13.28 in the league. Almost having a .60 advantage.
- The two schools have the two bottom averages in the conference for blocks per set, with Clemson being at No. 14 and Tech at No. 15.

**LAST TIME AN INDIVIDUAL...**

Had 20 or more kills in a match .....	at Boston College, 22, Jaila Tolbert, 11/16/18
Had 30 or more kills in a match .....	vs. Idaho State, 30, Kaity Smith, 8/25/17
Had 50 or more attacks in a match .....	at Boston College, 52, Kaity Smith, 11/16/18
Hit over .500 in a match .....	at Syracuse, .615, Angel Robinson, 11/18/18
Hit over .600 in a match .....	at Syracuse, .615, Angel Robinson, 11/18/18
Hit over .800 in a match .....	William & Mary, .812, Marisa Cerchio, 8/31/18
Had 45 or more assists in a match .....	at Boston College, 58, Rhegan Mitchell, 11/16/18
Had 55 or more assists in a match .....	at Boston College, 58, Rhegan Mitchell, 11/16/18
Had 70 or more assists in a match .....	Liberty, 86, Kelli O'Dell, 10/17/00
Had 4 or more aces in a match .....	Robert Morris, 4, Abby McKinzie, 9/1/18
Had 8 or more aces in a match .....	William & Mary, 8, Ester Talamazzi, 8/31/18
Had 25 or more digs in a match .....	Wake Forest, 26, Carol Raffety, 10/19/18
Had 30 or more digs in a match .....	Georgia Tech, 30, Morgan O'Neil, 11/3/12
Had 10 or more blocks in a match .....	at Charlotte, 10, Marisa Cerchio, 8/25/18
Had 15 or more blocks in a match .....	West Virginia, 17, Cheryl Stinson, 10/5/01
Opponent had less than 30 kills in a match .....	North Carolina, 27, 9/28/18
Two players had 20 or more kills each in a match .....	Jaila Tolbert (22) & Kaity Smith (21) at Boston College, 11/16/18

**What's a Hokie?**



The answer leads all the way back to 1896 when Virginia Agricultural and Mechanical College changed its name to Virginia Polytechnic Institute. With the change came the necessity for writing a new cheer and a contest for such a purpose was held by the student body.

Senior O.M. Stull won first prize for his "Hokie" yell which is still used today. Later, when asked if "Hokie" had any special meaning, Stull explained the word was solely the product of his imagination and was used only as an attention-getter for his yell. It soon became a nickname for all Tech teams and for those people loyal to Tech athletics.

The official university school colors - Chicago Maroon and Burnt Orange - also were introduced in 1896. The colors were chosen by a committee because they made a 'unique combination' not worn elsewhere at the time. The official definition of "hokie" is "a loyal Virginia Tech Fan".

**RETURNING NUMBERS**

- To open the 2018 season, Virginia Tech returns almost all of its kills, assists and digs personnel, but will need a push in the blocks department with departing middle blockers Stacey Christy and Cara Cunningham.

<b>Returning Kills</b>	<b>Assists</b>	<b>Digs</b>	<b>Blocks</b>	<b>Points</b>
2018	78.3%	95.3%	90.4%	21.4% 76.2%


**'17 CLASS OF ACC COACHES**

- The Atlantic Coast Conference entered 2017 with four new head coaches from its 15 member institutions, including Clemson's Michaela Franklin, Louisville's Dani Busboom Kelly, Virginia's Aaron Smith and Virginia Tech's Jill Wilson.
- Of the four in their second seasons, the Cardinals' Busboom Kelly owns the best winning percentage (.750), followed by the Hokies' Wilson (.400), the Tigers' Franklin (.355) and the Cavaliers' Smith (.259).
- Previously, Busboom Kelly was an assistant coach at Nebraska, Franklin was the associate head coach at Iowa, Wilson was the associate head coach at LSU and Smith was the associate head coach at Virginia, then was promoted by the Cavaliers' athletics director at the time, Craig Littlepage.

Name	Team	Overall	ACC	Home	Away	Neutral
Dani Busboom Kelly	Louisville	45-15	30-6	24-4	16-8	5-3
Jill Wilson	Virginia Tech	24-36	9-28	11-13	6-19	7-4
Michaela Franklin	Clemson	22-39	8-27	12-15	4-22	5-4
Aaron Smith	Virginia	15-43	7-30	9-19	5-19	1-5

**YEAR 2**

- Virginia Tech Athletics last summer implemented a new design on the playing surface at Cassell Coliseum. The basketball and volleyball court displays three iconic campus spots - Torgerson Bridge, Burruss Hall and War Memorial Chapel.
- In addition to the court redesign, Tech redid the floors at the men's basketball practice facility and volleyball practice gym, at a cost of about \$35,000.



**RECORD WHEN...**

Overall:	14-15
Home:	8-4
Away:	3-9
Neutral:	3-2
Three-set match:	9-9
Four-set match:	3-3
Five-set match:	2-3
Win first set:	11-3
Lose first set:	3-12
Win first two sets:	10-1
Split first two sets:	3-4
Lose first two sets:	1-10
Against top-25 teams:	0-3
Against unranked teams:	14-12
ACC:	5-12
Home:	4-4
Away:	1-8
Three-set match:	4-7
Four-set match:	0-2
Five-set match:	1-3
Win first set:	5-3
Lose first set:	0-9
Win first two sets:	4-1
Split first two sets:	1-3
Lose first two sets:	0-8
Against top-25 teams:	0-2
Higher hitting % than opponent:	13-0
Lower hitting % than opponent:	1-12
Hit over .400:	0-0
Hit over .300:	5-0
Hit over .200:	5-3
Hit under .200:	2-11
Opponent hits under .200:	12-0
More kills than opponent:	15-0
Fewer kills than opponent:	0-12
Same kills as opponent:	0-2
More service aces than opponent:	12-3
Fewer service aces than opponent:	2-12
Same service aces as opponent:	0-0
More digs than opponent:	10-5
Fewer digs than opponent:	3-10
Same digs as opponent:	1-0
More blocks than opponent:	12-1
Fewer blocks than opponent:	1-12
Same blocks as opponent:	1-2
On Tuesday:	1-0
On Wednesday:	0-0
On Friday:	8-6
On Saturday:	3-2
On Sunday:	2-7
In August:	5-0
In September:	6-5
In October:	2-6
In November:	1-2
Current set winning streak:	-
Current set losing streak:	4
Longest set winning streak:	9
Longest set losing streak:	9
Current match winning streak:	-
Current match losing streak:	3
Current ACC match winning streak:	-
Current ACC match losing streak:	3
Longest match winning streak:	6
Longest match losing streak:	4
Current home winning streak:	-
Current home losing streak:	-
Current home ACC winning streak:	1
Current home ACC losing streak:	-

**LAST TIME vs. CLEMSON**

- Kaity Smith tallied a team-high 13 kills and eight digs, just missing a double-double.
- Jaila Tolbert and Marisa Cerchio each had seven kills apiece, while Rhegan Mitchell dished out 29 assists.
- Clemson posted an impressive .369 hitting clip.

		Volleyball Box Score											ACC			
		The Automated ScoreBook														
		Virginia Tech vs Clemson (Oct 07, 2018 at Clemson, S.C.)														
#	Virginia Tech	Attack			Pct	Ass	Serve			Block			BH	Pts		
		S	K	E			TA	SA	SE	RE	BS	BA				BE
1	Kaity Smith	3	13	4	.26	346	2	0	1	2	8	0	1	0	0	-
4	Jaila Tolbert	3	7	3	.18	.222	0	0	0	0	0	1	1	0	0	-
9	Rhegan Mitchell	3	1	1	.000	.000	29	0	3	0	3	0	2	0	2	-
14	Ester Talamazzi	2	3	4	.15	-.067	0	0	1	3	0	0	0	0	1	-
19	Marisa Cerchio	3	7	4	.15	.200	0	0	0	0	0	3	0	0	0	-
22	Kai Young	2	0	2	.0	-.500	0	0	0	0	0	0	0	0	0	-
5	Carol Raffety	3	0	0	.000	.000	1	0	1	1	3	0	0	0	0	-
6	Angel Robinson	2	0	1	.0	-.333	0	0	0	0	0	0	1	0	0	-
7	Tessa Wyner	3	3	1	.5	.400	0	0	0	0	3	0	0	0	0	-
10	Kylie Thomas	3	0	0	.000	.000	1	0	0	0	3	0	0	0	0	-
11	Sarah Jane Lynch	3	0	0	.000	.000	0	0	1	0	0	0	0	0	0	-
20	Abby McKinzie	1	0	0	.000	.000	0	0	0	0	0	0	0	0	0	-
Totals		3	34	20	.93	-.151	32	1	6	4	23	1	8	3	3	-

Team Attack By Set		TOTAL TEAM BLOCKS: 5.0			
Set	K	E	TA	Pct	
1	11	4	34	.206	
2	8	10	28	.287	
3	15	6	31	.290	

SET SCORES		1	2	3	Team Records:
Virginia Tech (0)		18	13	22	12-6, 3-3 ACC
Clemson (3)		25	25	25	10-9, 1-5 ACC

		Volleyball Box Score											ACC			
		The Automated ScoreBook														
		Clemson vs Virginia Tech (Nov 05, 2017 at Blacksburg, Va.)														
#	Clemson	Attack			Pct	Ass	Serve			Block			BH	Pts		
		S	K	E			TA	SA	SE	RE	BS	BA				BE
1	Kaity Smith	4	15	5	.35	.286	1	1	1	1	1	5	0	1	0	-
4	Emily Curtis	3	0	0	.000	.000	1	0	1	0	3	0	0	0	0	-
6	Alyssa Delaney	3	9	2	.14	.500	0	2	1	0	1	4	0	0	-	
8	Stacey Christy	3	12	2	.19	.526	0	0	0	0	0	0	1	0	0	-
11	Brooke Bailey	3	9	4	.26	.192	0	0	0	0	5	2	0	0	-	
15	Ashlynnne Alberts	3	4	3	.8	.125	0	0	1	3	0	2	0	0	-	
20	Ava Pritchard	3	0	0	.000	.000	3	1	1	1	13	0	0	0	-	
3	Torie Frederick	3	0	0	.000	.000	0	3	0	7	0	0	0	0	-	
19	Madi Howell	3	0	0	.000	.000	3	1	1	1	13	0	0	0	-	
21	Melody Caloyanides	4	4	4	.12	-.000	1	0	0	0	1	0	1	0	0	-
22	Kai Young	4	5	0	.1	-.200	0	0	0	0	0	0	0	0	0	-
Totals		4	50	20	.110	-.273	45	5	5	1	47	1	12	0	0	-

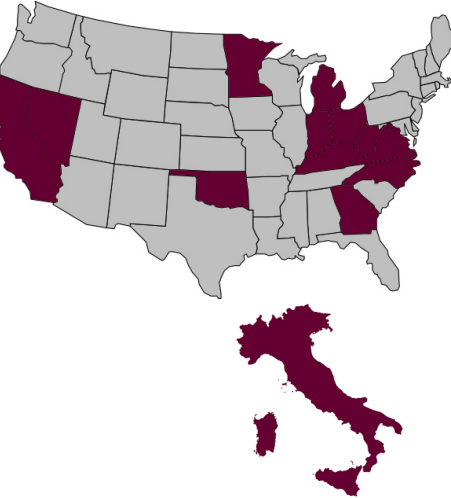
Team Attack By Set		TOTAL TEAM BLOCKS: 7.0			
Set	K	E	TA	Pct	
1	14	4	29	.345	
2	12	1	23	.478	
3	16	6	31	.312	

SET SCORES		1	2	3	4	Team Records:
Clemson (1)		25	9	14	13	7-19 (2-12 ACC)
Virginia Tech (3)		14	25	25	25	9-16 (3-11 ACC)

**WHERE THEY AT**

- Tech has 16 players on the squad who represent 12 states and one international country (Italy).
- Virginia is where the most players are from on the team, making up 18.8 percent.



**STATES/COUNTRY**

- Virginia (3)
- #10 Kylie Thomas
- #16 Jennifer Williams
- #21 Melody Caloyanides
- Georgia (2)
- #9 Rhegan Mitchell
- #11 Sarah Jane Lynch
- Calif., Ind., Ky., Mich., Minn., N.C., Nev., Ohio, Okla., W.Va. (1)
- #1 Kaity Smith (Ky.)
- #4 Jaila Tolbert (Minn.)
- #5 Carol Raffety (Calif.)
- #6 Angel Robinson (Okla.)
- #7 Tessa Wyner (W.Va.)
- #13 Peyton Yelich (Ind.)
- #19 Marisa Cerchio (Ohio)
- #20 Abby McKinzie (Mich.)
- #22 Kai Young (N.C.)
- #23 Talyn Jackson (Nev.)
- Italy (1)
- #14 Ester Talamazzi

**#FuelTheFire**



"We're not there yet. We know we have a lot of work to do, but we're fueling it every single day," Wilson said in a recent radio interview with ESPN Blacksburg. "I can tell you that my players have been here the last part of the summer, and just the whole feel and the atmosphere of the culture is pretty incredible in a year's time. That's really what our theme represents. Our fans ... will see that. There is going to be a big change in the confidence and the culture that is happening. It's really, really exciting to be a part of." –

Head volleyball coach **Jill Wilson**

### DOUBLING DOWN

- Outside hitter Kaity Smith owns nine double-double on the season, with the most recent coming versus Boston College on Nov. 16, registering 21 kills and 12 digs. *(More on page 9)*
- Last season, Smith turned in five double-doubles meaning she has already topped that mark and owns 13 in her career.
- Fellow outside hitter Ester Talamazzi has had seven double-doubles this year, with two of those being ironically on the same day - Sept. 7 against IUPUI and Ohio. She had two in weekend against Wake Forest and Duke, and is coming off one versus Boston College on Nov. 16.

### RPI INFO

- The NCAA released the Ratings Percentage Index on Monday, its fifth release of the season.
- Tech came in at No. 155, the 11th-best in the ACC, ahead of No. 166 North Carolina, No. 182 Boston College, No. 198 Wake Forest and No. 229 Virginia.
- The ACC has five teams in the top 50, with Pitt (7), Florida State (26), Syracuse (27), Louisville (38) and Duke (48).
- Among the Power Five, the ACC is tied with the SEC for the third-most teams (5) in the top 50. The Pac-12 (9), Big Ten (7) and Big 12 (3) round out the rest.
- The Hokies finished with the No. 183 RPI in 2017, which was the 12th-best in the ACC topping Virginia (197), Boston College (227) and Clemson (258).

### BLOCK PARTY

- Sophomore Marisa Cerchio averaged 0.33 blocks per set her first year in the maroon and orange, playing a reserve role at middle blocker.
- With three matches in a starter role opening weekend, Cerchio tallied at least four blocks per match at the Charlotte Invitational.
- The Ohio native's 1.73 blocks per set was the top mark in the ACC after opening weekend. Cerchio currently owns a 1.05 clip, the 11th-best mark in the conference.

### BLOCK PARTY II

- Tech recorded 34 blocks opening weekend and won the block battle in all three matches against its opponents in Charlotte. Out of Tech's 31 matches last fall, it only won the block battle nine times.
- Of the nine matches, it went 5-4 in those contests. This year, Tech is 12-1.

### THE FIRST ONE IS THE SWEETEST

- Tech's coach Jill Wilson downed rival Virginia 3-1 on Sept. 27, 2017, earning Wilson's first-ever ACC win and the Hokies' first league win of '17.
- A few days later, Virginia Tech AD Whit Babcock gave Coach Wilson an embroidered volleyball, signifying the first conference win for her, which was a little sweeter over a rival.
- The two teams compete every year in the Commonwealth Clash and the win gave Tech half a point. Later in November, it won again, getting the full point, helping Tech win 12.5-8.5.

### RACKING IT UP

- With trips to the states of North Carolina, Ohio and Texas for nonconference tournaments, the Hokies racked up over 3,500 miles of travel.
- The closest of the three trips was to Charlotte, North Carolina (173 miles one way).

### THE SCHEDULE

- Tech's opponents in 2018: 14 registered winning seasons, nine collected 20 or more wins and eight finished inside the top 50 RPI last fall.
- The ACC sent six teams to the NCAA Tournament in 2017, including Pitt, Florida State, Louisville, Miami (Fla.), NC State and Notre Dame. Tech will face all six teams this season, with four of the six matches being on the road.

### TOLBERT REPS ACC

- Jaila Tolbert was selected as the ACC's lone Student-Athlete Advisory Committee (SAAC) representative on the National Division I SAAC.
- She will vote on proposals regarding welfare for student-athletes - mental health, time demands and more. Tolbert enters her second year of the two-year term and is Tech's first ever.

### TECH OPENERS

- Head Coach Jill Wilson became just the second coach in Tech history to begin her first two opening weekends with a perfect 6-0 record.
- Chris Riley went 6-0 in 2006 and '07, while the previous next best was Greg Smith (4-2) in 2000 and '01.

## MATCH-BY-MATCH STARTERS

Opponent	Date	MB	MB	OH	OH	RS	S	L
USC Upstate (W, 3-0)	Aug. 24	Marisa Cerchio	Kai Young	Ester Talamazzi	Kaity Smith	Jaila Tolbert	Rhegan Mitchell	Carol Raffety
Presbyterian (W, 3-0)	Aug. 25	Marisa Cerchio	Kai Young	Ester Talamazzi	Kaity Smith	Jaila Tolbert	Rhegan Mitchell	Carol Raffety
Charlotte (W, 3-2)	Aug. 25	Marisa Cerchio	Kai Young	Ester Talamazzi	Kaity Smith	Jaila Tolbert	Rhegan Mitchell	Carol Raffety
William & Mary (W, 3-0)	Aug. 31	Marisa Cerchio	Kai Young	Ester Talamazzi	Kaity Smith	Jaila Tolbert	Rhegan Mitchell	Carol Raffety
Campbell (W, 3-0)	Aug. 31	Marisa Cerchio	Kai Young	Ester Talamazzi	Kaity Smith	Jaila Tolbert	Rhegan Mitchell	Carol Raffety
Robert Morris (W, 3-1)	Sept. 1	Marisa Cerchio	Kai Young	Ester Talamazzi	Kaity Smith	Jaila Tolbert	Talyn Jackson	Carol Raffety
IUPUI (W, 3-1)	Sept. 7	Marisa Cerchio	Kai Young	Ester Talamazzi	Kaity Smith	Jaila Tolbert	Rhegan Mitchell	Carol Raffety
Ohio (W, 3-1)	Sept. 7	Marisa Cerchio	Kai Young	Ester Talamazzi	Kaity Smith	Jaila Tolbert	Rhegan Mitchell	Carol Raffety
Samford (L, 3-0)	Sept. 8	Marisa Cerchio	Kai Young	Ester Talamazzi	Kaity Smith	Jaila Tolbert	Rhegan Mitchell	Carol Raffety
No. 18 Baylor (L, 3-0)	Sept. 15	Marisa Cerchio	Kai Young	Ester Talamazzi	Kaity Smith	Jaila Tolbert	Rhegan Mitchell	Carol Raffety
UTSA (L, 3-1)	Sept. 16	Marisa Cerchio	Kai Young	Ester Talamazzi	Kaity Smith	Jaila Tolbert	Rhegan Mitchell	Carol Raffety
No. 9 Pitt (L, 3-0)	Sept. 21	Marisa Cerchio	Kai Young	Ester Talamazzi	Kaity Smith	Jaila Tolbert	Rhegan Mitchell	Carol Raffety
Virginia (W, 3-0)	Sept. 23	Marisa Cerchio	Kai Young	Ester Talamazzi	Kaity Smith	Jaila Tolbert	Rhegan Mitchell	Carol Raffety
North Carolina (W, 3-0)	Sept. 28	Marisa Cerchio	Kai Young	Ester Talamazzi	Kaity Smith	Kyle Thomas	Rhegan Mitchell	Carol Raffety
NC State (L, 3-1)	Sept. 30	Marisa Cerchio	Kai Young	Ester Talamazzi	Kaity Smith	Jaila Tolbert	Rhegan Mitchell	Carol Raffety
Georgia Tech (W, 3-0)	Oct. 5	Marisa Cerchio	Kai Young	Ester Talamazzi	Kaity Smith	Jaila Tolbert	Rhegan Mitchell	Carol Raffety
Clemson (L, 3-0)	Oct. 7	Marisa Cerchio	Kai Young	Ester Talamazzi	Kaity Smith	Jaila Tolbert	Rhegan Mitchell	Carol Raffety
No. 22 Louisville (L, 3-0)	Oct. 12	Marisa Cerchio	Kai Young	Ester Talamazzi	Kaity Smith	Jaila Tolbert	Rhegan Mitchell	Carol Raffety
Notre Dame (L, 3-0)	Oct. 14	Marisa Cerchio	Kai Young	Ester Talamazzi	Kaity Smith	Jaila Tolbert	Rhegan Mitchell	Carol Raffety
Wake Forest (W, 3-2)	Oct. 19	Marisa Cerchio	Angel Robinson	Ester Talamazzi	Kaity Smith	Jaila Tolbert	Rhegan Mitchell	Carol Raffety
Duke (L, 3-2)	Oct. 21	Marisa Cerchio	Angel Robinson	Ester Talamazzi	Kaity Smith	Jaila Tolbert	Rhegan Mitchell	Carol Raffety
Miami (Fla.) (L, 3-0)	Oct. 26	Marisa Cerchio	Angel Robinson	Ester Talamazzi	Kaity Smith	Jaila Tolbert	Rhegan Mitchell	Carol Raffety
Florida State (L, 3-0)	Oct. 28	Marisa Cerchio	Angel Robinson	Ester Talamazzi	Kaity Smith	Jaila Tolbert	Rhegan Mitchell	Carol Raffety
Syracuse (L, 3-1)	Nov. 2	Marisa Cerchio	Angel Robinson	Ester Talamazzi	Kaity Smith	Jaila Tolbert	Rhegan Mitchell	Carol Raffety
Boston College (W, 3-0)	Nov. 4	Marisa Cerchio	Kai Young	Ester Talamazzi	Kaity Smith	Jaila Tolbert	Rhegan Mitchell	Carol Raffety
Virginia (L, 3-2)	Nov. 9	Marisa Cerchio	Kai Young	Ester Talamazzi	Kaity Smith	Jaila Tolbert	Rhegan Mitchell	Carol Raffety
Boston College (L, 3-2)	Nov. 16	Marisa Cerchio	Kai Young	Tessa Wyner	Kaity Smith	Jaila Tolbert	Rhegan Mitchell	Carol Raffety
Syracuse (L, 3-0)	Nov. 18	Peyton Yelich	Angel Robinson	Marisa Cerchio	Kaity Smith	Jaila Tolbert	Rhegan Mitchell	Carol Raffety





**PROGRAM HISTORY**

First Year	1977
All-Time Record	740-658-3
Conference Champions	(1) 1972, Metro
Tournament Championships	None
NCAA Tournaments	(1) 2010
NIVC Tournaments (0) Steve Lowe Award	1982
Postseason Record	1-1
Best record	(1992) 26-11
Best in NCAAs	(2010) 1-1
Players signed pro	12 since 2006

**CASELL COLISEUM**

Capacity	9,275
Opened	1962
Renovation	2017
Tech Record	376-171 (.687)
Attendance High in 2017	2,361
Winning Seasons	20

**MILESTONES HUNT**

100 Aces	Carol Raffety, 76
300 Blocks	Jaila Tolbert, 286
750 Points	Kaity Smith, 736.5
1,250 Kills	Jaila Tolbert, 1,016
1,500 Digs	Carol Raffety, 1,315
3,500 Assists	Rhegan Mitchell, 3,493

**SCOUTING CLEMSON**

- Clemson (15-14, 6-10 ACC) is entering this weekend's matchup after falling 3-1 to Wake Forest at home last Friday, winning the first set then losing the next three. The matchup with Tech will not be Clemson's final bout, as it takes on Boston College at home on Friday.
- The Tigers went 9-4 in non-league action for a .692 winning percentage, improving upon last season's non-conference record of 5-7. In 2018, Clemson earned a Power Five nonconference win, taking down Mississippi State (5-24, 1-15 SEC) in five sets.
- Head Coach Michaela Franklin enters her second season year in Clemson, being in the same coaching class as Tech coach Jill Wilson. Franklin led the Tigers to a 7-25 (.219) record her first year after being the associate head coach at Iowa.
- Freshman Gabby Easton owns the second-best assists per set mark in the ACC with 10.82, while outside hitter Alyssa Deloney ranks seventh in the conference and first among non-middle blockers in hitting percentage with .350.



Alum Cara Cunningham earns a kill against Clemson in Tech's 3-1 win over the Tigers on Nov. 5, 2017.

**OPPONENT MATCH-BY-MATCH**

Date	Opponent	sp	attack				set			serve			recept			blocking				bhe	points	score			
			k	e	ta	pct	a	ta	pct	sa	se	ta	pct	re	ta	pct	dig	bs	ba				be	total	
Aug 24, 2018	vs USC Upstate	3	26	25	99	.010	24	97	.247	4	3	48	.938	3	69	.957	28	0	4	3	2.0	0	-	3-0	
Aug 25, 2018	vs Presbyterian	3	28	19	101	.089	26	107	.243	1	3	55	.945	7	71	.901	42	1	10	0	6.0	2	-	3-0	
Aug 25, 2018	at Charlotte	5	49	22	164	.165	47	172	.273	7	8	98	.918	4	98	.959	63	5	22	7	16.0	0	-	3-2	
Aug 31, 2018	WILLIAM & MARY	3	20	21	73	-.014	18	78	.231	2	4	41	.902	13	68	.809	21	2	0	2	2.0	0	-	3-0	
Aug 31, 2018	CAMPBELL	3	27	22	92	.054	25	91	.275	2	5	51	.902	12	66	.818	33	0	6	0	3.0	0	-	3-0	
Sep 01, 2018	ROBERT MORRIS	4	39	11	129	.217	36	135	.267	3	8	78	.897	13	87	.851	62	0	10	0	5.0	4	-	3-1	
Sep 07, 2018	vs IUPUI	4	42	25	135	.126	40	138	.290	3	6	71	.915	7	88	.920	59	1	10	0	6.0	0	-	3-1	
Sep 07, 2018	at Ohio	4	50	24	141	.184	46	137	.336	4	11	85	.871	5	86	.942	45	1	8	1	5.0	0	-	3-1	
Sep 08, 2018	vs Samford	3	46	15	98	.316	43	96	.448	4	12	73	.836	0	50	1.000	40	1	10	2	6.0	0	-	0-3	
Sep 11, 2018	VCU	3	36	24	102	.118	35	106	.330	2	3	56	.946	4	70	.943	40	0	14	0	7.0	0	-	3-0	
Sep 15, 2018	vs Baylor	3	45	10	99	.354	42	97	.433	6	4	76	.947	3	55	.945	39	0	8	2	4.0	2	-	0-3	
Sep 16, 2018	at UTSA	4	63	13	140	.357	59	139	.424	4	10	94	.894	2	78	.974	56	0	12	3	6.0	0	-	1-3	
Sep 21, 2018	PITT	3	38	16	90	.244	38	89	.427	6	4	73	.945	1	49	.980	38	0	22	0	11.0	2	-	0-3	
Sep 23, 2018	VIRGINIA	3	32	16	96	.167	31	98	.316	0	6	62	.903	3	66	.955	29	0	14	0	7.0	1	-	3-0	
Sep 28, 2018	NORTH CAROLINA	3	27	21	103	.058	27	105	.257	2	9	58	.845	3	66	.955	41	0	12	1	6.0	0	-	3-0	
Sep 30, 2018	NC STATE	4	57	24	146	.226	56	150	.373	2	12	96	.875	5	88	.943	59	0	14	1	7.0	1	-	1-3	
Oct 05, 2018	at Georgia Tech	3	37	15	105	.210	34	109	.312	4	5	61	.918	10	66	.848	43	0	6	0	3.0	2	-	3-0	
Oct 07, 2018	at Clemson	3	42	11	84	.369	40	86	.465	4	6	73	.918	1	49	.980	34	1	12	0	7.0	1	-	0-3	
Oct 12, 2018	at Louisville	3	50	18	105	.305	49	101	.485	7	12	73	.836	0	53	1.000	38	2	4	0	4.0	1	-	0-3	
Oct 14, 2018	at Notre Dame	3	44	9	94	.372	43	82	.524	7	4	73	.945	3	47	.936	40	0	26	2	13.0	0	-	0-3	
Oct 19, 2018	WAKE FOREST	5	52	28	161	.149	49	161	.304	7	17	109	.844	8	99	.919	71	1	20	0	11.0	2	-	3-2	
Oct 21, 2018	DUKE	5	70	25	177	.254	63	174	.362	2	14	105	.867	8	103	.922	64	1	30	2	16.0	3	-	2-3	
Oct 26, 2018	at Miami	3	47	4	92	.467	43	101	.426	8	5	73	.932	1	39	.974	47	1	10	0	6.0	2	-	0-3	
Oct 28, 2018	at Florida State	3	40	7	94	.351	38	97	.392	2	7	73	.904	4	58	.931	44	1	22	1	12.0	1	-	0-3	
Nov 02, 2018	SYRACUSE	4	45	10	109	.321	44	115	.383	9	8	97	.918	2	69	.971	49	3	32	2	19.0	1	-	1-3	
Nov 04, 2018	BOSTON COLLEGE	3	38	20	104	.173	38	110	.345	3	2	61	.967	4	67	.940	45	2	4	2	4.0	6	-	3-0	
Nov 09, 2018	at Virginia	5	62	25	162	.228	58	163	.356	8	11	110	.900	4	96	.958	65	3	34	4	20.0	1	-	2-3	
Nov 16, 2018	at Boston College	5	67	18	175	.280	60	180	.333	5	7	115	.939	4	96	.958	72	0	22	2	11.0	3	-	2-3	
11/18/2018	at Syracuse	3	40	10	94	.319	39	99	.394	7	2	73	.973	2	51	.961	41	1	18	2	10.0	1	-	0-3	
			103	1259	508	3364	.223	1191	3413	.349	125	208	2211	.906	136	2048	.934	1348	27	416	39	235.0	36	-	
Virginia Tech			103	1304	601	3475	.202	1219	3459	.352	135	181	2230	.919	125	2002	.938	1397	28	344	46	200.0	24	-	

Sets played: 103  
 Kills per set: 12.22  
 Assists per set: 11.56

Service aces per set: 1.21  
 Digs per set: 13.09  
 Blocks per set: 2.28

Ball handling errors per set: 0.35  
 Reception errors per set: 1.32





### MATCH-BY-MATCH LEADERS

Opponent	Date	Kills	% (min. 12 A)	Assists	Aces	Digs	Blocks
USC Upstate (W, 3-0)	Aug. 24	14 - Smith	.636 - Tolbert	16 - Mitchell	2 - Talamazzi	9 - (2 players)	5 - (2 players)
Presbyterian (W, 3-0)	Aug. 24	13 - Smith	.480 - Smith	23 - Mitchell	3 - Cerchio	15 - Smith	4 - Cerchio
Charlotte (W, 3-2)	Aug. 25	15 - Cerchio	.300 - Tolbert	48 - Mitchell	1 - (4 players)	22 - Talamazzi	10 - Cerchio
William & Mary (W, 3-0)	Aug. 31	13 - Cerchio	.812 - Cerchio	12 - Mitchell	8 - Talamazzi	6 - Mitchell	4 - Cerchio
Campbell (W, 3-0)	Aug. 31	9 - Tolbert	.562 - Tolbert	15 - (2 players)	3 - Talamazzi	13 - Raffety	3 - Cerchio
Robert Morris (W, 3-1)	Sept. 1	17 - Smith	.429 - Cerchio	45 - Jackson	4 - McKinzie	21 - Raffety	5 - Robinson
IUPUI (W, 3-1)	Sept. 7	18 - Smith	.381 - Tolbert	38 - Mitchell	3 - (2 players)	13 - Talamazzi	9 - Cerchio
Ohio (W, 3-1)	Sept. 7	17 - Tolbert	.500 - Cerchio	42 - Mitchell	2 - Smith	14 - (2 players)	6 - Cerchio
Samford (L, 3-0)	Sept. 8	8 - Tolbert	.357 - Tolbert	19 - Mitchell	None	11 - Raffety	3 - Cerchio
VCU (W, 3-0)	Sept. 11	10 - (2 players)	.625 - Tolbert	36 - Mitchell	1 (4 players)	17 - Raffety	5 - Young
No. 18 Baylor (L, 3-0)	Sept. 15	17 - Smith	.409 - Tolbert	28 - Mitchell	1 - (3 players)	11 - Talamazzi	1 - (2 players)
No. 9 Pitt (L, 3-0)	Sept. 21	10 - Tolbert	.312 - Cerchio	25 - Mitchell	1 - Raffety	14 - Raffety	4 - Young
Virginia (W, 3-0)	Sept. 23	13 - Tolbert	.529 - Cerchio	42 - Mitchell	1 - (3 players)	11 - Smith	5 - Cerchio
North Carolina (W, 3-0)	Sept. 28	16 - Smith	.368 - Tolbert	30 - Mitchell	2 - Smith	14 - Raffety	4 - (2 players)
NC State (L, 3-1)	Sept. 30	14 - Tolbert	.344 - Tolbert	30 - Mitchell	3 - Talamazzi	20 - Raffety	3 - Cerchio
Georgia Tech (W, 3-0)	Oct. 5	12 - Smith	.233 - Smith	34 - Mitchell	3 - Talamazzi	14 - Smith	8 - Cerchio
Clemson (L, 3-0)	Oct. 7	13 - Smith	.346 - Smith	29 - Mitchell	1 - Raffety	8 - Smith	3 - Cerchio
No. 22 Louisville (L, 3-0)	Oct. 12	10 - (2 players)	.333 - Talamazzi	12 - Mitchell	None	9 - Raffety	4 - Tolbert
Notre Dame (L, 3-0)	Oct. 14	9 - Talamazzi	.214 - Cerchio	22 - Mitchell	1 - (3 players)	10 - Smith	3 - Cerchio
Wake Forest (W, 3-2)	Oct. 19	16 - Tolbert	.231 - Talamazzi	36 - Mitchell	2 - (3players)	26 - Raffety	6 - Cerchio
Duke (L, 3-2)	Oct. 21	19 - Tolbert	.260 - Tolbert	38 - Mitchell	3 - Raffety	20 - Raffety	5 - Robinson
Miami (Fla.) (L, 3-0)	Oct. 26	10 - Tolbert	.333 - Robinson	27 - Mitchell	1 - Talamazzi	12 - Raffety	1 - (2 players)
Florida State (L, 3-0)	Oct. 28	13 - Smith	.174 - Tolbert	35 - Mitchell	1 - (4 players)	13 - Raffety	2 - Tolbert
Syracuse (L, 3-1)	Nov. 2	21 - Tolbert	.400 - Tolbert	41 - Mitchell	1 - (2 players)	17 - Raffety	1 - Talamazzi
Boston College (W, 3-0)	Nov. 4	14 - Smith	.533 - Cerchio	37 - Mitchell	2 - Talamazzi	12 - Raffety	6 - Cerchio
Virginia (L, 3-2)	Nov. 9	17 - Smith	.282 - Tolbert	53 - Mitchell	2 - Raffety	22 - Raffety	6 - Tolbert
Boston College (L, 3-2)	Nov. 16	22 - Tolbert	.304 - Tolbert	58 - Mitchell	3 - Raffety	20 - Raffety	6 - Cerchio
Syracuse (L, 3-0)	Nov. 18	10 - Smith	.222 - Smith	18 - Mitchell	1 - (2 players)	11 - Raffety	2 - (2 players)

### DOUBLE-DOUBLES COUNT

Who	What	When
Kaity Smith.....	13 K, 15 D.....	vs. Presbyterian (8/25)
Kaity Smith.....	14 K, 14 D.....	at Charlotte (8/25)
Marisa Cerchio.....	15 K, 10 B.....	at Charlotte (8/25)
Talyn Jackson.....	45 A, 13 D.....	vs. Robert Morris (9/1)
Kaity Smith.....	18 K, 12 D.....	vs. IUPUI (9/7)
Ester Talamazzi.....	10 K, 13 D.....	vs. IUPUI (9/7)
Ester Talamazzi.....	10 K, 10 D.....	at Ohio (9/7)
Kaity Smith.....	14 K, 14 D.....	at Ohio (9/7)
Kaity Smith.....	11 K, 11 D.....	vs. Virginia (9/23)
Kaity Smith.....	12 K, 14 D.....	at Georgia Tech (10/5)
Ester Talamazzi.....	11 K, 11 D.....	at Georgia Tech (10/5)
Ester Talamazzi.....	13 K, 20 D.....	Wake Forest (10/19)
Ester Talamazzi.....	14 K, 17 D.....	Duke (10/21)
Kaity Smith.....	17 K, 15 D.....	Duke (10/21)
Rhegan Mitchell.....	38 A, 13 D.....	Duke (10/21)
Kaity Smith.....	13 K, 11 D.....	Syracuse (11/2)
Ester Talamazzi.....	11 K, 10 D.....	at Virginia (11/9)
Ester Talamazzi.....	11 K, 17 D.....	at Boston College (11/16)
Rhegan Mitchell.....	58 K, 10 D.....	at Boston College (11/16)
Kaity Smith.....	21 K, 12 D.....	at Boston College (11/16)

### TEAM, PLAYER & OPPONENT HIGHS

Kills	
Team	69 at Charlotte (8/25)
Player	Jaila Tolbert - 22 at Boston College (11/16)
Opponent	70 - Duke (10/21)
Attack Percentage	
Team	.395, 44-10-86 vs. USC Upstate (8/25)
Player (min. 12 kills)	Marisa Cerchio - .812, 13-0-16 vs. William & Mary (8/31)
Opponent	.467, 47-4-92 - Miami (Fla.) (10/26)
Assists	
Team	67 at Charlotte (8/25)
Player	Rhegan Mitchell - 58 at Boston College (11/16)
Opponent	63 - Duke (10/21)
Service Aces	
Team	13 (2x) last vs. Robert Morris (9/1)
Player	Ester Talamazzi - 8 vs. William & Mary (8/31)
Opponent	9 - Syracuse (11/2)
Digs	
Team	81 at Charlotte (8/25)
Player	Carol Raffety - 26 vs. Wake Forest (10/19)
Opponent	72 - Boston College (11/16)
Total Blocks	
Team	18 at Charlotte (8/25)
Player	Marisa Cerchio - 10 at Charlotte (8/25)
Opponent	20 - Virginia (11/9)





## Jill WILSON

- Second season at Virginia Tech
- 16th as a coach in Division I
- Produced 15 All-SEC players and '02 ACC Player of the Year
- Averaged 20-plus wins per year at LSU (10 years)

### The Wilson File

#### PERSONAL

BORN: May 6, 1979

HOMETOWN: Richmond, Texas

FAMILY: Husband, Jared

COACHING RECORD AT VIRGINIA TECH: 24-36 (2nd year)

CAREER HEAD COACHING RECORD: 24-36 (.400)

#### EDUCATION

LSU - Bachelor of Science - Business Admin., 2001

JOINED TECH STAFF: Jan. 12, 2017

YEARS OF COLLEGIATE HEAD COACHING: 1

YEARS OF COLLEGIATE COACHING: 15

#### COACHING HISTORY

2017- Virginia Tech (Head Coach)

2013-16 LSU (Associate Head Coach)

2007-12 LSU (Assistant Coach)

2006-07 Wake Forest (Assistant Coach)

2002-05 North Carolina (Assistant Coach)

2001-02 Tennessee-Martin (Graduate Assistant)

#### PLAYING HISTORY

1997-00 LSU (outside hitter)

4-year letterwinner and starter

Ranked 6th in the SEC with 23 service aces senior year

Appeared in the 2000 SEC Tournament finals

#### POSTSEASON EXPERIENCE

LSU 2014 (First Round - Eugene, Ore.)

Defeated Oklahoma, Loss to Oregon

2013 (First Round - Seattle, Wash.)

Defeated Michigan, Loss to Washington

2010 (First Round - Norman, Okla.)

Loss to Tulsa

2009 (First Round - Baton Rouge, La.)

Defeated Tulane, Loss to Texas A&M

2008 (First Round - Los Angeles, Calif.)

Loss to UCLA

2007 (First Round - Austin, Texas)

Defeated New Mexico State, Loss to Texas

UNC 2002 (Regionals - Lincoln, Neb.)

Defeated Winthrop, South Carolina at home

Loss to Hawai'i

Jill Lytle Wilson was named the head coach of the Virginia Tech volleyball program on January 12, 2017, and enters her second year in Blacksburg.

In her first season as the head coach of the Hokies in 2017, Wilson guided Jaila Tolbert to second-team All-ACC after she owned the highest hitting percentage in the conference for non-middle blockers. Tolbert, a right-side hitter, hit more than .300 in 20 matches and earned Virginia Sports Information Directors (VaSID) all-state honors.

Wilson also was key in the development of Kaity Smith, who was named to the ACC All-Freshman Team, as well as the VaSID Freshman of the Year. Smith started the season breaking a school record, putting down 30 kills in her debut – a program first.

Picking up two wins over Virginia in her first season, Wilson contributed to a full point in the Virginia529 Commonwealth Clash. Wilson led Tech to two nonconference tournament titles her opening season, winning the Pepsi Panther Invitational and A-State Invitational. At the A-State Invitational, the Hokies took down Arkansas State and SMU, two teams that won 20-plus matches and earned a bid to the National Invitational Volleyball Championship (NIVC).

Wilson joined the Hokies after an extremely successful run on the bench at LSU where, as the recruiting coordinator, she signed five top-30 recruiting classes according to PrepVolleyball.com. She also helped lead the Tigers to six NCAA Tournament appearances and the 2009 SEC Championship, as well as 25-win seasons in 2007, 2009 and 2010. The Tigers averaged over 20 wins per season during her time on the LSU staff.

"We are excited to welcome Jill and her husband, Jared, to Virginia Tech," Virginia Tech Director of Athletics Whit Babcock said after the announcement of her hiring. "Jill served as an integral component of an LSU program that became a perennial NCAA tournament team during her tenure in the highly-competitive Southeastern Conference. We heard from some of the most respected coaches in the country about Jill's many talents, and their sentiments were very consistent that the school that recruited her away from her alma mater was going to be fortunate to have Jill lead their volleyball program."

Along with her reputation as a staunch recruiter, Wilson helped produce 15 All-SEC selections, four American Volleyball Coaches Association All-South Region First Team picks and an AVCA First Team All-American and SEC Player of the Year in middle blocker Brittnee Cooper.

No stranger to the ACC, Wilson was an assistant at North Carolina from 2002-04 before serving as the top assistant at Wake Forest in 2006. She coached two All-Americans, an ACC Player of the Year and helped lead the Tar Heels to the 2002 regular season ACC Championship and an NCAA Sweet Sixteen appearance. With the Demon Deacons, Wilson trained outside and right side hitters along with assisting in recruiting prospective student-athletes and organizing all team travel.

Wilson broke into coaching in 2001 as a graduate assistant coach at Tennessee-Martin. The Skyhawks finished the campaign with a 24-7 record and won the Ohio Valley Conference regular season championship.

A four-year starter at outside hitter at LSU from 1997-2000, Wilson ranked sixth in the SEC with 23 service aces during her senior campaign that also saw the Tigers appear in the 2000 SEC Tournament finals.

Wilson exemplified the Virginia Tech spirit of Ut Prosim while she was a student-athlete. She was the Tigers' representative on the women's at-large SEC Good Works Team in 1999-00 and she was named the LSU Student-Athlete Volunteer of the Year in 2000.

The Richmond, Texas native graduated from LSU with a B.S. in business administration with concentration in pre-law. While at UT-Martin, Wilson pursued graduate studies in health and human performance.







CAROL RAFFETY

Junior | 5-11
L/DS | Novato, Calif.

High School/Club Team
Marin Catholic | Absolute

Major: Criminology

5

Hokie Invitational All-Tournament Team

AT THE NET

- Currently No. 6 all-time in program history for career digs.
Has had eight 20-plus dig matches this season.
Has posted nine straight matches of double-digit digs, scooping up 153 digs over that span for a 4.25 average per set.
Tallied 11 digs and four assists versus Syracuse (11/18).
Collected 20 digs and tied a season-high three aces against Boston College (11/16).
Season-high 26 digs and two aces vs. Wake Forest (10/19).
Registered 13 digs, including her 1,000th career dig in the third set to become the 18th Hokie to ever accomplish the feat, and three assists versus IUPUI (9/7).
Played in all 31 matches in 2017.
Broke the freshman digs record with 481 in 2016, a mark that had been held by Amanda Cloyd since 2004.

SEASON HIGHS

Kills ..... 1 (2x)
Hitting percentage ..... 1.00 vs. Virginia (9/23/18)
Assists ..... 7 vs. USC Upstate (8/25/18)
Aces ..... 3 vs. Duke (10/21/18)
Digs ..... 26 vs. Wake Forest (10/19/18)
Blocks ..... 1 at Florida State (10/14/16)

CAREER HIGHS

Kills ..... 9 at Florida State (10/14/16)
Hitting percentage ..... 1.00 (2x)
Assists ..... 7 (2x)
Aces ..... 4 at Milwaukee (8/26/17)
Digs ..... 28 vs. Appalachian State (8/26/16)
Blocks ..... 1 at Florida State (10/14/16)

2018 MATCH-BY-MATCH STATS

Table with columns: Date, Opponent, set, attack, serve, receipt, blocking, bhe, points, team. Rows include matches against USC Upstate, Presbyterian, William & Mary, Campbell, Robert Morris, IUPUI, Ohio, Wake Forest, USC, Baylor, UTSA, Pitt, Virginia, North Carolina, NC State, Georgia Tech, Clemson, Louisville, Notre Dame, Wake Forest, Duke, Miami, Florida State, Syracuse, Boston College, Virginia, Boston College, Syracuse.

Sets played: 102
Kills per set: 0.102
Assists per set: 0.85
Service aces per set: 0.24
Digs per set: 5.85



ANGEL ROBINSON

Freshman | 6-0
MB | Norman, Okla.

High School/Club Team
Norman North | Peak

Major: University Studies

6

AT THE NET

- Put together her best match as a Hokie against Syracuse (11/18), posting a career-high eight kills and career-best .615 hitting percentage.
Played in one set versus Boston College (11/16).
Appeared in two sets against Syracuse (11/4).
Has had five or more kills in her last three matches, her best three-match kill total of the season (16).
Registered five kills and a block against Florida State (10/28).
Posted a career-high six kills versus Miami (Fla.) (10/26).
Notched four career highs against Duke (10/21), tallying five kills, a .571 hitting percentage, a dig and six blocks.
Collected three kills and four blocks vs. Wake Forest (10/19).
Played in two sets and started the third frame against Clemson (10/7), recording a block.
Tied her career high in kills with three along with one block against UTSA (9/16).
Recorded three kills and five blocks vs. Robert Morris (9/1).
Tallied her first-ever ace against William & Mary (8/31).
Put down the first kill of her career versus Presbyterian (8/25).
Debut came against USC Upstate (8/24) in the season opener, tallying a block.
Four-year letterwinner coached by Stephanie Kane at North Norman.
Guided North Norman to the OSSAA 6A State title match two years in a row, finishing runner-up in 2016 and 2017.
Also led the Timberwolves to an unblemished record in conference play and a 31-4 overall record in 2017.
Team captain in 2017.

SEASON/CAREER HIGHS

Kills ..... 8 at Syracuse (11/18/18)
Hitting percentage ..... .615 at Syracuse (11/8/18)
Assists ..... 1 vs. William & Mary (8/31/18)
Digs ..... 1 vs. Duke (10/21/18)
Blocks ..... 6 vs. Duke (10/21/18)

2018 MATCH-BY-MATCH STATS

Table with columns: Date, Opponent, set, attack, serve, receipt, blocking, bhe, points, team. Rows include matches against USC Upstate, William & Mary, Robert Morris, Sanford, UTSA, Clemson, Louisville, Notre Dame, Wake Forest, Miami, Florida State, Syracuse, Boston College, Syracuse.

Sets played: 41
Kills per set: 0.85
Service aces per set: 0.02
Digs per set: 0.102
Blocks per set: 0.59











**JENNIFER WILLIAMS**

Freshman | 6-1  
OH | Staunton, Va.

High School/Club Team  
Robert E. Lee | Richmond

Major: University Studies

16

**AT THE NET**

- Has yet to see action.
- Four-year letterwinner.
- Coached by mom, Jan Williams, at Robert E. Lee.
- First-team All-State.
- Led Robert E. Lee to the VHSL state championship.
- Regional Player of the Year.
- First-team All-Region.
- First-team All-Conference.
- First-team All-District.
- All-City/County Player of the Year.
- Conference Player of the Year.
- Racked up more than 1,000 kills in prep career.
- Finished third all-time in VHSL record book for most career blocks.
- Captain.
- Also played tennis.
- Four-year letterwinner and captain.

**SEASON/CAREER HIGHS**

Kills .....  
Hitting percentage.....  
Assists.....  
Aces.....  
Digs .....  
Blocks.....



**MARISA CERCHIO (Sir-ko)**

Sophomore | 6-3  
MB/OH | Cincinnati, Ohio

High School/Club Team  
Turpin | NKYVC

Major: Marketing Management

19

**Hokie Invitational MVP**

- Hokie Invitational All-Tournament Team**
- Bobcat Invitational All-Tournament Team**
- 2017-18 ACC Academic Honor Roll**

**AT THE NET**

- Tallied 11 kills, her most since Sept. 7, two digs and six blocks versus Boston College (11/16).
- Recorded eight kills and five blocks versus Virginia (11/9).
- Swatted the second-most attacks of her career versus IUPUI (9/7), tallying nine blocks and eight kills.
- Hit a season-best .831, the third-best mark in school history, with 13 kills and four blocks against William & Mary (8/31).
- Led the ACC after opening weekend in blocks per set (1.73).
- Played her best match as a Hokie versus Charlotte (8/25), setting two career highs – 15 kills, 10 blocks.
- Played in 27 matches, drawing nine starts in 2017.

**SEASON HIGHS**

Kills..... 15 at Charlotte (8/25/18)  
Hitting percentage..... .831 vs. William & Mary (8/31/18)  
Assists..... 1 at Charlotte (8/25/18)  
Aces..... 3 vs. Presbyterian (8/25/18)  
Digs..... 4 vs. Robert Morris (9/1/18)  
Blocks..... 10 at Charlotte (8/25/18)

**CAREER HIGHS**

Kills..... 15 at Charlotte (8/25/18)  
Hitting percentage..... 1.00 vs. Wake Forest (10/20/17)  
Assists..... 1 (2x)  
Aces..... 3 vs. Presbyterian (8/25/18)  
Digs..... 6 vs. Notre Dame (10/8/17)  
Blocks..... 10 at Charlotte (8/25/18)

**2018 MATCH-BY-MATCH STATS**

Date	Opponent	set	k	e	sa	bs	pts	a	sa	pts	re	bs	pts	blk	ba	bs	pts	team				
Aug 24, 2018	vs USC Upstate	*3	5	3	12	167	0	1	000	0	1	11	909	0	0	5	0	5.0	-395			
Aug 25, 2018	vs Presbyterian	*3	7	3	19	211	0	0	000	3	0	10	1,000	0	0	3	0	4.0	-205			
Aug 25, 2018	at Charlotte	*3	15	5	41	344	1	2	500	1	2	7	714	0	1	9	0	10.0	-191			
Aug 31, 2018	WILLIAM & MARY	*3	13	0	16	812	0	0	000	0	0	5	1,000	0	0	4	0	4.0	-382			
Aug 31, 2018	CAMPBELL	*3	7	1	15	400	0	0	000	2	4	11	638	0	0	3	0	3.0	-318			
Sep 01, 2018	ROBERT MORRIS	*3	8	0	19	421	0	0	000	1	1	8	875	0	0	2	0	2.0	-227			
Sep 07, 2018	vs IUPUI	*4	8	4	22	182	0	0	000	0	0	5	1,000	0	0	5	4	9.0	-285			
Sep 07, 2018	at Ohio	*4	12	2	21	476	0	0	000	0	1	3	667	0	0	6	0	6.0	-331			
Sep 08, 2018	vs Samford	*3	6	2	17	235	0	0	000	0	1	5	800	1	1	0	0	3.0	-140			
Sep 11, 2018	VCU	*3	8	0	19	421	0	0	000	1	1	8	875	0	0	2	0	2.0	-301			
Sep 15, 2018	vs Baylor	*3	3	0	11	273	0	0	000	0	0	0	0	0	0	1	0	1.0	-206			
Sep 15, 2018	at UTSA	*3	10	2	18	421	0	1	000	1	1	9	889	0	0	4	1	4.0	-262			
Sep 21, 2018	PITT	*3	9	4	16	312	0	0	000	0	1	3	667	0	0	0	0	0.0	-282			
Sep 23, 2018	VIRGINIA	*3	9	0	17	529	0	1	000	1	1	7	857	0	0	4	0	5.0	-272			
Sep 28, 2018	NORTH CAROLINA	*3	5	3	16	125	0	0	000	0	2	1,000	0	0	0	2	0	2.0	-209			
Sep 30, 2018	NC STATE	*4	7	4	22	136	0	0	000	0	0	0	0	0	0	3	0	3.0	-113			
Oct 05, 2018	at Georgia Tech	*3	7	1	15	400	0	0	000	0	0	0	0	0	0	8	0	8.0	-301			
Oct 07, 2018	at Clemson	*3	7	4	15	200	0	1	000	0	0	0	0	0	0	3	0	3.0	-151			
Oct 12, 2018	at Louisville	*3	0	1	5	152	0	1	000	0	0	0	0	0	0	0	0	0.0	-112			
Oct 14, 2018	at Notre Dame	*3	6	3	14	214	0	0	000	0	0	0	0	0	0	2	1	3.0	-126			
Oct 19, 2018	WAKE FOREST	*3	6	4	26	377	0	0	000	1	1	5	800	0	0	5	0	6.0	-116			
Oct 21, 2018	DUKE	*3	3	6	14	214	0	0	000	0	1	2	500	0	0	0	0	0.0	-205			
Oct 26, 2018	at Miami	*3	4	4	11	000	0	1	000	0	0	0	0	0	0	1	0	1.0	-165			
Oct 28, 2018	at Florida State	*3	2	2	8	000	2	2	000	0	0	0	0	0	0	1	0	1.0	-097			
Nov 02, 2018	SYRACUSE	*4	2	2	9	000	0	0	000	0	0	0	0	0	0	0	0	0.0	-070			
Nov 04, 2018	BOSTON COLLEGE	*3	8	0	15	333	1	1	000	0	0	0	0	0	2	4	0	6.0	-302			
Nov 09, 2018	at Virginia	*3	8	2	22	273	0	1	000	0	0	0	0	0	0	5	0	5.0	-173			
Nov 10, 2018	at Boston College	*3	11	5	26	231	1	1	000	0	0	1	1,000	0	0	1	5	6.0	-178			
11/18/2018	at Syracuse	*3	3	3	11	000	0	2	000	0	0	0	0	0	0	0	0	0.0	-124			
		103	198	71	491	259	3	16	188	12	17	114	851	1	3	667	15	16	90	2	106	0

Sets played: 103  
Kills per set: 1.92  
Assists per set: 0.03  
Service aces per set: 0.12  
Digs per set: 0.15  
Blocks per set: 1.03









## 2018 NCAA STATS

Statistic	National Rank	Conference Rank	Value	National Leader	Value	Conference Leader	Value
Aces Per Set (334 ranked)	140	5	1.31	Denver	2.03	Miami (FL)	1.52
Assists Per Set (334 ranked)	159	11	11.83	Fla. Atlantic	14.55	Pittsburgh	13.78
Blocks Per Set (334 ranked)	195	15	1.94	Stanford	3.37	Syracuse	3.07
Digs Per Set (334 ranked)	280	8	13.56	Northern Ky.	19.80	Notre Dame	16.42
Hitting Percentage (334 ranked)	159	10	0.202	BYU	0.325	Pittsburgh	0.293
Kills Per Set (334 ranked)	158	11	12.66	Fla. Atlantic	15.32	Pittsburgh	14.54
Match W-L Pctg. (334 ranked)	176	12	0.483	BYU	1.000	Pittsburgh	0.966
Opp Hitting Percentage (334 ranked)	258	11	0.223	BYU	0.134	Notre Dame	0.160
Team Assists (334 ranked)	211	8	1,219	Bryant	1,733	Pittsburgh	1,419
Team Attacks Per Set (334 ranked)	272	9	33.74	Northern Ky.	41.31	Notre Dame	38.05
Team Digs (334 ranked)	281	7	1,397	Northern Ky.	2,336	Notre Dame	1,658
Team Kills (334 ranked)	210	8	1,304	Bryant	1,850	Pittsburgh	1,498
Team Service Aces (334 ranked)	165	5	135	Alcorn	218	Pittsburgh	153
Team Total Attacks (334 ranked)	267	8	3,475	Bryant	5,095	Notre Dame	3,843
Team Total Blocks (334 ranked)	216	14	200.0	Wyoming	325.0	Syracuse	291.5

Statistic	Player	National Rank	Conference Rank	Value	National Leader	Value	Conference Leader	Value
Aces Per Set (150 ranked)	Ester Talamazzi	119	4	0.33	Mariena Hayden, UNLV	0.85	Haley Templeton, Miami (FL)	0.40
Assists Per Set (150 ranked)	Rhegan Mitchell	140	8	9.03	Ivone Martinez, Fla. Atlantic	12.51	Wilma Rivera, Louisville	11.09
Attacks Per Set (150 ranked)					Lindsey Ruddins, UC Santa Barbara	14.61	Jemma Yeadon, Notre Dame	11.15
Blocks Per Set (300 ranked)	Marisa Cerchio	182	13	1.03	Tami Alade, Stanford	1.82	Taryn Knuth, Florida St.	1.72
Digs Per Set (150 ranked)					Kallie Seimet, Bowling Green	6.74	Ryann DeJarld, Notre Dame	5.06
Hitting Percentage (150 ranked)					Dana Rettke, Wisconsin	0.430	Santita Ebangwese, Syracuse	0.410
Kills Per Set (150 ranked)	Kaity Smith	117	5	3.55	Jordan Thompson, Cincinnati	6.26	Payton Caffrey, Florida St.	4.33
Kills SG Highs (0 ranked)								
Points (150 ranked)					Jordan Thompson, Cincinnati	851.0	Payton Caffrey, Florida St.	483.5
Points Per Set (150 ranked)	Kaity Smith	134	6	3.92	Jordan Thompson, Cincinnati	6.92	Payton Caffrey, Florida St.	4.88
Service Aces (149 ranked)	Ester Talamazzi	133	4	34	Mariena Hayden, UNLV	94	Molly Sauer, Louisville	39
Total Assists (150 ranked)	Rhegan Mitchell	149	7	885	Taylor Anderton, Samford	1,476	Gabby Easton, Clemson	1,179
Total Attacks (150 ranked)					Jordan Thompson, Cincinnati	1,675	Mariana Brambilla, Georgia Tech	1,101
Total Blocks (192 ranked)	Marisa Cerchio	185	9	106	Reed Copeland, Wyoming	187	Taryn Knuth, Florida St.	170
Total Digs (297 ranked)	Carol Raffety	226	6	394	Kallie Seimet, Bowling Green	735	Ryann DeJarld, Notre Dame	511
Total Kills (149 ranked)	Kaity Smith	139	6	362	Jordan Thompson, Cincinnati	770	Payton Caffrey, Florida St.	429
Triple Doubles (20 ranked)					7 players tied	5	Andie Shelton, Duke	5





2018 BOX SCORES



Volleyball Box Score The Automated ScoreBook Campbell vs Virginia Tech (Aug 31, 2018 at Blacksburg, Va.)



Table with columns: #, Name, S, K, E, TA, Pct, Ast, Serve, RE, Dig, Block, BH, Pts. Lists individual player stats for Campbell and Virginia Tech.

Team Attack By Set table showing Set, K, E, TA, Pct for Campbell.

TOTAL TEAM BLOCKS: 3.0

SET SCORES table showing scores for Campbell (0) and Virginia Tech (3).

Table with columns: #, Name, S, K, E, TA, Pct, Ast, Serve, RE, Dig, Block, BH, Pts. Lists individual player stats for Virginia Tech.

Team Attack By Set table showing Set, K, E, TA, Pct for Virginia Tech.

TOTAL TEAM BLOCKS: 5.0

Site: Blacksburg, Va. (Cassell Coliseum) Date: Aug 31, 2018 Attend: 842 Time: 1:24 Referees: Daniel Leake, Terry Martin Line judges: Stacey Younker, Amy Milton



Volleyball Box Score The Automated ScoreBook Robert Morris vs Virginia Tech (Sep 01, 2018 at Blacksburg, Va.)



Table with columns: #, Name, S, K, E, TA, Pct, Ast, Serve, RE, Dig, Block, BH, Pts. Lists individual player stats for Robert Morris and Virginia Tech.

Team Attack By Set table showing Set, K, E, TA, Pct for Robert Morris and Virginia Tech.

TOTAL TEAM BLOCKS: 5.0

SET SCORES table showing scores for Robert Morris (1) and Virginia Tech (3).

Table with columns: #, Name, S, K, E, TA, Pct, Ast, Serve, RE, Dig, Block, BH, Pts. Lists individual player stats for Virginia Tech.

Team Attack By Set table showing Set, K, E, TA, Pct for Virginia Tech.

TOTAL TEAM BLOCKS: 6.0

Site: Blacksburg, Va. (Cassell Coliseum) Date: Sep 01, 2018 Attend: 515 Time: 1:53 Referees: Terry Martin, Wayne Clark Line judges: Stacey Younker, Amy Milton



Volleyball Box Score The Automated ScoreBook Virginia Tech vs IUPUI (Sep 07, 2018 at Athens, Ohio)



Table with columns: #, Name, S, K, E, TA, Pct, Ast, Serve, RE, Dig, Block, BH, Pts. Lists individual player stats for Virginia Tech and IUPUI.

Team Attack By Set table showing Set, K, E, TA, Pct for Virginia Tech and IUPUI.

TOTAL TEAM BLOCKS: 14.0

SET SCORES table showing scores for Virginia Tech (3) and IUPUI (1).



Volleyball Box Score The Automated ScoreBook Virginia Tech vs Ohio (Sep 07, 2018 at Athens, Ohio)



Table with columns: #, Name, S, K, E, TA, Pct, Ast, Serve, RE, Dig, Block, BH, Pts. Lists individual player stats for Virginia Tech and Ohio.

Team Attack By Set table showing Set, K, E, TA, Pct for Virginia Tech and Ohio.

TOTAL TEAM BLOCKS: 8.0

SET SCORES table showing scores for Virginia Tech (3) and Ohio (1).

Table with columns: #, Name, S, K, E, TA, Pct, Ast, Serve, RE, Dig, Block, BH, Pts. Lists individual player stats for IUPUI.

Team Attack By Set table showing Set, K, E, TA, Pct for IUPUI.

TOTAL TEAM BLOCKS: 6.0

Site: Athens, Ohio (Convocation Center) Date: Sep 07, 2018 Attend: 259 Time: 1:57 Referees: Diane Hood, Scott Mourier Line judges: Skipper Johnson, Steve Chiki

Table with columns: #, Name, S, K, E, TA, Pct, Ast, Serve, RE, Dig, Block, BH, Pts. Lists individual player stats for Ohio.

Team Attack By Set table showing Set, K, E, TA, Pct for Ohio.

TOTAL TEAM BLOCKS: 5.0

Site: Athens, Ohio (Convocation Center) Date: Sep 07, 2018 Attend: 860 Time: 2:07 Referees: Anthony Hines, Diane Hood Line judges: Skipper Johnson, Shelby Hitchens

2018 BOX SCORES



Volleyball Box Score The Automated ScoreBook Samford vs Virginia Tech (Sep 08, 2018 at Athens, Ohio)



Table with columns: #, Samford, S, K, E, TA, Pct, Ast, Serve, SA, SE, RE, Dig, Block, BS, BA, BE, BH, Pts. Lists player stats for Samford.

Team Attack By Set table showing Set, K, E, TA, Pct for Samford.

SET SCORES table showing scores for Samford (3) and Virginia Tech (0).

TOTAL TEAM BLOCKS: 6.0

Table with columns: #, Virginia Tech, S, K, E, TA, Pct, Ast, Serve, SA, SE, RE, Dig, Block, BS, BA, BE, BH, Pts. Lists player stats for Virginia Tech.

Team Attack By Set table showing Set, K, E, TA, Pct for Virginia Tech.

Site: Athens, Ohio (Convocation Center) Date: Sep 08, 2018 Attend: 405 Time: 1:24 Referees: Anthony Hines, Scott Mourier Line judges: Beth Dunlap, Steve Chiki

TOTAL TEAM BLOCKS: 4.0



Volleyball Box Score The Automated ScoreBook VCU vs Virginia Tech (Sep 11, 2018 at Blacksburg, Va.)



Table with columns: #, VCU, S, K, E, TA, Pct, Ast, Serve, SA, SE, RE, Dig, Block, BS, BA, BE, BH, Pts. Lists player stats for VCU.

Team Attack By Set table showing Set, K, E, TA, Pct for VCU.

SET SCORES table showing scores for VCU (0) and Virginia Tech (3).

TOTAL TEAM BLOCKS: 7.0

Table with columns: #, Virginia Tech, S, K, E, TA, Pct, Ast, Serve, SA, SE, RE, Dig, Block, BS, BA, BE, BH, Pts. Lists player stats for Virginia Tech.

Team Attack By Set table showing Set, K, E, TA, Pct for Virginia Tech.

Site: Blacksburg, Va. (Cassell Coliseum) Date: Sep 11, 2018 Attend: 818 Time: 1:24 Referees: Ray Mink, Daniel Leake Line judges: Doug Mabry, Ellen Hawks

TOTAL TEAM BLOCKS: 8.0



Volleyball Box Score The Automated ScoreBook #18 Baylor vs Virginia Tech (Sep 15, 2018 at San Antonio, Texas)



Table with columns: #, Baylor, S, K, E, TA, Pct, Ast, Serve, SA, SE, RE, Dig, Block, BS, BA, BE, BH, Pts. Lists player stats for Baylor.

Team Attack By Set table showing Set, K, E, TA, Pct for Baylor.

SET SCORES table showing scores for Baylor (3) and Virginia Tech (0).

TOTAL TEAM BLOCKS: 4.0

Table with columns: #, Virginia Tech, S, K, E, TA, Pct, Ast, Serve, SA, SE, RE, Dig, Block, BS, BA, BE, BH, Pts. Lists player stats for Virginia Tech.

Team Attack By Set table showing Set, K, E, TA, Pct for Virginia Tech.

Site: San Antonio, Texas (Convocation Center) Date: Sep 15, 2018 Attend: 126 Time: 1:21 Referees: Carlos Rodriguez, Thang Nguyen Line judges: Jack Magee, Ken Frances Match #2 of the UTSA Invitational

TOTAL TEAM BLOCKS: 1.0



Volleyball Box Score The Automated ScoreBook Virginia Tech vs UTSA (Sep 16, 2018 at San Antonio, Texas)



Table with columns: #, Virginia Tech, S, K, E, TA, Pct, Ast, Serve, SA, SE, RE, Dig, Block, BS, BA, BE, BH, Pts. Lists player stats for Virginia Tech.

Team Attack By Set table showing Set, K, E, TA, Pct for Virginia Tech.

SET SCORES table showing scores for Virginia Tech (1) and UTSA (3).

TOTAL TEAM BLOCKS: 6.0

Table with columns: #, UTSA, S, K, E, TA, Pct, Ast, Serve, SA, SE, RE, Dig, Block, BS, BA, BE, BH, Pts. Lists player stats for UTSA.

Team Attack By Set table showing Set, K, E, TA, Pct for UTSA.

Site: San Antonio, Texas (Convocation Center) Date: Sep 16, 2018 Attend: 563 Time: 1:56 Referees: Thang Nguyen, Ronald Kaase Line judges: Jack Magee, Ken Frances Match #3 of the UTSA Invitational

TOTAL TEAM BLOCKS: 6.0



2018 BOX SCORES



Volleyball Box Score
The Automated ScoreBook
#9 Pitt vs Virginia Tech (Sep 21, 2018 at Blacksburg, Va.)



Table with columns: #, Pitt, S, K, E, TA, Pct, Ast, Serve (SA, SE, RE), Dig, Block (BS, BA, BE, BH), Pts. Lists player stats for Pitt.

Team Attack By Set
Set K E TA Pct
1 13 5 32 .250
2 11 4 30 .233
3 14 7 28 .250

TOTAL TEAM BLOCKS: 11.0

SET SCORES
1 2 3 Team Records:
Pitt (3) 25 25 25 13-0 (2-0 ACC)
Virginia Tech (0) 16 18 20 9-4 (0-1 ACC)

Table with columns: #, Virginia Tech, S, K, E, TA, Pct, Ast, Serve (SA, SE, RE), Dig, Block (BS, BA, BE, BH), Pts. Lists player stats for Virginia Tech.

Team Attack By Set
Set K E TA Pct
1 7 7 32 .000
2 13 8 37 .135
3 11 7 29 .138

TOTAL TEAM BLOCKS: 6.0

Site: Blacksburg, Va. (Cassell Coliseum)
Date: Sep 21, 2018 Attend: 672 Time: 1:25
Referees: Daniel Leake, Mark Edsall
Line judges: Jacob Agee, Ellen Hawks



Volleyball Box Score
The Automated ScoreBook
Virginia vs Virginia Tech (Sep 23, 2018 at Blacksburg, Va.)



Table with columns: #, Virginia, S, K, E, TA, Pct, Ast, Serve (SA, SE, RE), Dig, Block (BS, BA, BE, BH), Pts. Lists player stats for Virginia.

Team Attack By Set
Set K E TA Pct
1 11 8 34 .088
2 7 2 24 .208
3 14 6 38 .211

TOTAL TEAM BLOCKS: 7.0

SET SCORES
1 2 3 Team Records:
Virginia (0) 20 21 20 4-8 (0-2 ACC)
Virginia Tech (3) 25 25 25 10-4 (1-1 ACC)

Table with columns: #, Virginia Tech, S, K, E, TA, Pct, Ast, Serve (SA, SE, RE), Dig, Block (BS, BA, BE, BH), Pts. Lists player stats for Virginia Tech.

Team Attack By Set
Set K E TA Pct
1 12 6 33 .182
2 19 8 34 .324
3 16 5 36 .306

TOTAL TEAM BLOCKS: 8.0

Site: Blacksburg, Va. (Cassell Coliseum)
Date: Sep 23, 2018 Attend: 839 Time: 1:27
Referees: Mark Edsall, Daniel Leake
Line judges: James Eaton, Scott Wolk



Volleyball Box Score
The Automated ScoreBook
North Carolina vs Virginia Tech (Sep 28, 2018 at Blacksburg, Va.)



Table with columns: #, North Carolina, S, K, E, TA, Pct, Ast, Serve (SA, SE, RE), Dig, Block (BS, BA, BE, BH), Pts. Lists player stats for North Carolina.

Team Attack By Set
Set K E TA Pct
1 10 6 29 .138
2 7 6 33 .030
3 10 9 41 .024

TOTAL TEAM BLOCKS: 6.0

SET SCORES
1 2 3 Team Records:
North Carolina (0) 15 19 23 5-8 (1-3 ACC)
Virginia Tech (3) 25 25 25 11-4 (2-1 ACC)

Table with columns: #, Virginia Tech, S, K, E, TA, Pct, Ast, Serve (SA, SE, RE), Dig, Block (BS, BA, BE, BH), Pts. Lists player stats for Virginia Tech.

Team Attack By Set
Set K E TA Pct
1 16 1 26 .577
2 14 8 43 .140
3 12 10 41 .049

TOTAL TEAM BLOCKS: 6.0

Site: Blacksburg, Va. (Cassell Coliseum)
Date: Sep 28, 2018 Attend: 827 Time: 1:21
Referees: Stephen Shepard, Denis Branch
Line judges: James Eaton, Doug Mabry



Volleyball Box Score
The Automated ScoreBook
NC State vs Virginia Tech (Sep 30, 2018 at Blacksburg, Va.)



Table with columns: #, NC State, S, K, E, TA, Pct, Ast, Serve (SA, SE, RE), Dig, Block (BS, BA, BE, BH), Pts. Lists player stats for NC State.

Team Attack By Set
Set K E TA Pct
1 12 5 35 .200
2 18 9 45 .200
3 11 5 25 .240
4 16 5 41 .268

TOTAL TEAM BLOCKS: 7.0

SET SCORES
1 2 3 4 Team Records:
NC State (3) 21 26 25 25 8-6 (2-2 ACC)
Virginia Tech (1) 25 24 19 23 11-5 (2-2 ACC)

Table with columns: #, Virginia Tech, S, K, E, TA, Pct, Ast, Serve (SA, SE, RE), Dig, Block (BS, BA, BE, BH), Pts. Lists player stats for Virginia Tech.

Team Attack By Set
Set K E TA Pct
1 14 5 33 .273
2 10 8 44 .045
3 8 11 28 .107
4 14 6 36 .222

TOTAL TEAM BLOCKS: 6.0

Site: Blacksburg, Va. (Cassell Coliseum)
Date: Sep 30, 2018 Attend: 536 Time: 2:01
Referees: Dennis Branch, Stephen Shepherd
Line judges: Scott Wolk, Doug Mabry

2018 BOX SCORES



Volleyball Box Score
The Automated ScoreBook
Virginia Tech vs Georgia Tech (Oct 05, 2018 at Atlanta, Ga.)



Table with columns: #, Virginia Tech, S, K, E, TA, Pct, Ast, Serve, SA, SE, RE, Dig, Block, BS, BA, BE, BH, Pts. Lists player statistics for Virginia Tech.

Team Attack By Set
Set K E TA Pct
1 16 6 43 .233
2 16 5 34 .324
3 10 0 26 .385

SET SCORES
1 2 3 Team Records:
Virginia Tech (3) 25 25 25 12-5, 3-2 ACC
Georgia Tech (0) 23 22 15 12-7, 1-5 ACC

Table with columns: #, Georgia Tech, S, K, E, TA, Pct, Ast, Serve, SA, SE, RE, Dig, Block, BS, BA, BE, BH, Pts. Lists player statistics for Georgia Tech.

Team Attack By Set
Set K E TA Pct
1 13 4 41 .220
2 12 6 33 .182
3 12 5 31 .226

Site: Atlanta, Ga. (O'Keefe Gym)
Date: Oct 05, 2018 Attend: 786 Time: 1:31
Referees: Delroza Hughes, Thomas Hobbs
Line judges: Bryson Terry, Christi Snellgrove



Volleyball Box Score
The Automated ScoreBook
Virginia Tech vs Clemson (Oct 07, 2018 at Clemson, S.C.)



Table with columns: #, Virginia Tech, S, K, E, TA, Pct, Ast, Serve, SA, SE, RE, Dig, Block, BS, BA, BE, BH, Pts. Lists player statistics for Virginia Tech.

Team Attack By Set
Set K E TA Pct
1 11 4 34 .206
2 8 10 28 .071
3 15 6 31 .290

SET SCORES
1 2 3 Team Records:
Virginia Tech (0) 18 13 22 12-6, 3-3 ACC
Clemson (3) 25 25 25 10-9, 1-5 ACC

Table with columns: #, Clemson, S, K, E, TA, Pct, Ast, Serve, SA, SE, RE, Dig, Block, BS, BA, BE, BH, Pts. Lists player statistics for Clemson.

Team Attack By Set
Set K E TA Pct
1 14 4 29 .345
2 12 1 23 .478
3 16 6 32 .312

Site: Clemson, S.C. (Jervey Gym)
Date: Oct 07, 2018 Attend: 1132 Time: 1:21
Referees: Tim Isgett, Kristina Smith
Line judges: Courtney Kozar, David Morton



Volleyball Box Score
The Automated ScoreBook
Virginia Tech vs #22 Louisville (Oct 12, 2018 at Louisville, KY)



Table with columns: #, Virginia Tech, S, K, E, TA, Pct, Ast, Serve, SA, SE, RE, Dig, Block, BS, BA, BE, BH, Pts. Lists player statistics for Virginia Tech.

Team Attack By Set
Set K E TA Pct
1 8 5 30 .100
2 8 4 24 .167
3 8 5 35 .086

SET SCORES
1 2 3 Team Records:
Virginia Tech (0) 17 18 20 12-7, 3-4
Louisville (3) 25 25 25 15-4, 8-0

Table with columns: #, Louisville, S, K, E, TA, Pct, Ast, Serve, SA, SE, RE, Dig, Block, BS, BA, BE, BH, Pts. Lists player statistics for Louisville.

Team Attack By Set
Set K E TA Pct
1 15 6 35 .257
2 19 4 32 .469
3 16 8 38 .211

Site: Louisville, KY (Cardinal Arena)
Date: Oct 12, 2018 Attend: 968 Time: 1:13
Referees: Rod Rodriguez, Elizabeth McHugh



Volleyball Box Score
The Automated ScoreBook
Virginia Tech vs Notre Dame (Oct 14, 2018 at Notre Dame, Ind.)



Table with columns: #, Virginia Tech, S, K, E, TA, Pct, Ast, Serve, SA, SE, RE, Dig, Block, BS, BA, BE, BH, Pts. Lists player statistics for Virginia Tech.

Team Attack By Set
Set K E TA Pct
1 11 5 34 .176
2 9 6 28 .107
3 11 8 33 .091

SET SCORES
1 2 3 Team Records:
Virginia Tech (0) 14 14 20 12-8, 3-5 ACC
Notre Dame (3) 25 25 25 11-7, 5-3 ACC

Table with columns: #, Notre Dame, S, K, E, TA, Pct, Ast, Serve, SA, SE, RE, Dig, Block, BS, BA, BE, BH, Pts. Lists player statistics for Notre Dame.

Team Attack By Set
Set K E TA Pct
1 18 3 37 .405
2 14 3 28 .393
3 12 3 29 .310

Site: Notre Dame, Ind. (Purcell Pavilion)
Date: Oct 14, 2018 Attend: 924 Time: 1:20
Referees: Elisabeth McHugh, Rod Rodriguez
Line judges: Milan Vuchenich, Charlie Olszewski







2018 BOX SCORES



Volleyball Box Score
The Automated ScoreBook
Syracuse vs Virginia Tech (Nov 02, 2018 at Blacksburg, Va.)



Main box score table for Syracuse vs Virginia Tech match, showing player stats for Syracuse.

Team Attack By Set table for Syracuse vs Virginia Tech match.

TOTAL TEAM BLOCKS: 19.0

SET SCORES and Team Records for Syracuse vs Virginia Tech match.

Main box score table for Virginia Tech vs Syracuse match, showing player stats for Virginia Tech.

Team Attack By Set table for Virginia Tech vs Syracuse match.

TOTAL TEAM BLOCKS: 1.0

Site: Blacksburg, Va. (Cassell Coliseum)
Date: Nov 02, 2018 Attend: 903 Time: 1:46
Referees: Kevin Wendelboe, Terry Martin
Line judges: Butch Kitts, Rex Hart



Volleyball Box Score
The Automated ScoreBook
Boston College vs Virginia Tech (Nov 04, 2018 at Blacksburg, Va.)



Main box score table for Boston College vs Virginia Tech match, showing player stats for Boston College.

Team Attack By Set table for Boston College vs Virginia Tech match.

TOTAL TEAM BLOCKS: 4.0

SET SCORES and Team Records for Boston College vs Virginia Tech match.

Main box score table for Virginia Tech vs Boston College match, showing player stats for Virginia Tech.

Team Attack By Set table for Virginia Tech vs Boston College match.

TOTAL TEAM BLOCKS: 10.0

Site: Blacksburg, Va. (Cassell Coliseum)
Date: Nov 04, 2018 Attend: 791 Time: 1:22
Referees: Terry Martin, Kevin Wendelboe
Line judges: James Eaton, Jacob Agee



Volleyball Box Score
The Automated ScoreBook
Virginia Tech vs Virginia (Nov 09, 2018 at Charlottesville, Va.)



Main box score table for Virginia Tech vs Virginia match, showing player stats for Virginia Tech.

Team Attack By Set table for Virginia Tech vs Virginia match.

TOTAL TEAM BLOCKS: 9.0

SET SCORES and Team Records for Virginia Tech vs Virginia match.

Main box score table for Virginia vs Virginia Tech match, showing player stats for Virginia.

Team Attack By Set table for Virginia vs Virginia Tech match.

TOTAL TEAM BLOCKS: 20.0

Site: Charlottesville, Va. (Memorial Gymnasium)
Date: Nov 09, 2018 Attend: 1089 Time: 2:22
Referees: Kim Wishum, Michael Denardo



Volleyball Box Score
The Automated ScoreBook
Virginia Tech vs Boston College (Nov 16, 2018 at Chestnut Hill, Mass.)



Main box score table for Virginia Tech vs Boston College match, showing player stats for Virginia Tech.

Team Attack By Set table for Virginia Tech vs Boston College match.

TOTAL TEAM BLOCKS: 11.0

SET SCORES and Team Records for Virginia Tech vs Boston College match.

Main box score table for Boston College vs Virginia Tech match, showing player stats for Boston College.

Team Attack By Set table for Boston College vs Virginia Tech match.

TOTAL TEAM BLOCKS: 11.0

Site: Chestnut Hill, Mass. (Power Gym)
Date: Nov 16, 2018 Attend: 321 Time: 2:22
Referees:
Line judges: Thanh Mai, Ted Tracy



## 2018 BOX SCORES



**Volleyball Box Score**  
**The Automated ScoreBook**  
 Virginia Tech vs Syracuse (11/18/2018 at Syracuse, N.Y.)



#	Virginia Tech	Attack					Serve			Block				Pts		
		S	K	E	TA	Pct	Ast	SA	SE	RE	Dig	BS	BA		BE	BH
1	Kaitly Smith	3	10	4	27	.222	0	0	1	4	8	0	0	0	0	-
4	Jaila Tolbert	3	6	10	26	-.154	0	1	1	0	1	0	2	0	0	-
6	Angel Robinson	3	8	0	13	.615	0	0	0	0	0	0	2	0	0	-
9	Rhegan Mitchell	2	0	0	4	.000	18	0	0	0	2	0	1	0	0	-
13	Peyton Yelich	3	4	2	9	.222	0	0	0	0	0	0	2	0	0	-
19	Marisa Cerchio	3	3	3	11	.000	0	0	0	0	0	0	0	0	0	-
5	Carol Raffety	3	0	0	0	.000	4	0	1	1	11	0	0	0	0	-
7	Tessa Wyner	2	0	0	0	.000	0	0	0	0	2	0	0	0	0	-
11	Sarah Jane Lynch	3	0	0	0	.000	0	0	0	0	1	0	0	0	0	-
14	Ester Talamazzi	3	6	5	22	.045	1	1	1	1	5	0	0	0	0	-
20	Abby McKinzie	3	0	0	0	.000	2	0	0	1	4	0	0	0	0	-
23	Talyn Jackson	2	1	0	1	1.000	10	0	0	0	3	0	1	0	0	-
Totals		3	38	24	113	.124	35	2	4	7	37	0	8	0	0	-

**Team Attack By Set**

Set	K	E	TA	Pct
1	12	10	40	.050
2	14	9	44	.114
3	12	5	29	.241

TOTAL TEAM BLOCKS: 4.0

**SET SCORES**

	1	2	3	Team Records:
Virginia Tech (0)	19	18	16	14-15 (5-12 ACC)
Syracuse (3)	25	25	25	17-7 (13-3 ACC)

#	Syracuse	Attack					Serve			Block				Pts		
		S	K	E	TA	Pct	Ast	SA	SE	RE	Dig	BS	BA		BE	BH
2	Dana Valelly	1	0	0	0	.000	5	0	0	0	0	0	0	0	0	-
7	Ella Saada	3	11	2	20	.450	0	3	0	2	10	0	0	0	0	-
9	Christina Oyawale	3	0	1	3	-.333	0	0	0	0	0	0	1	0	0	-
11	Polina Shemanova	3	11	4	29	.241	0	0	0	0	6	0	4	0	0	-
12	Amber Witherspoon	3	8	0	13	.615	0	0	0	0	1	1	5	2	0	-
19	Santita Ebangwese	3	7	1	13	.462	0	2	0	0	1	0	4	0	0	-
3	Anastasiya Gorelina	1	0	1	2	-.500	0	0	0	0	0	0	0	0	0	-
4	Aliyah Bowlian	3	0	0	0	.000	2	0	0	0	11	0	0	0	0	-
5	Elena Karakasi	2	0	0	0	.000	13	0	0	0	3	0	0	0	1	-
6	Kendra Lukacs	1	1	1	2	.000	0	0	1	0	3	0	0	0	0	-
13	Yulia Yastrub	3	1	0	8	.125	0	1	0	0	3	0	3	0	0	-
14	Jalissa Trotter	3	0	0	1	.000	19	1	1	0	3	0	0	0	0	-
16	Maria Levanova	2	1	0	3	.333	0	0	0	0	0	0	1	0	0	-
Totals		3	40	10	94	.319	39	7	2	2	41	1	18	2	1	-

**Team Attack By Set**

Set	K	E	TA	Pct
1	12	6	37	.162
2	13	2	30	.367
3	15	2	27	.481

TOTAL TEAM BLOCKS: 10.0

Site: Syracuse, N.Y. (Women's Building)  
 Date: 11/18/2018    Attend: 320    Time: 1:19  
 Referees: Mara Wagner, Timothy Countryman  
 Line judges: Tim Laverty, Edu Nubla

**2018 OVERALL SEASON STATS**



**The Automated ScoreBook**  
Virginia Tech Combined Team Statistics (as of Nov 19, 2018)  
**All matches**



<b>RECORD:</b>	<b>OVERALL</b>	<b>HOME</b>	<b>AWAY</b>	<b>NEUTRAL</b>
ALL GAMES	14-15	8-4	3-9	3-2
CONFERENCE	5-12	4-4	1-8	0-0
NON-CONFERENCE	9-3	4-0	2-1	3-2

#	Player	sp	Attack				Set		Serve			Dig			Blocking					points		
			k	k/s	e	ta	pct	a	a/s	sa	se	sa/s	re	dig	dig/s	bs	ba	total	blk/s		be	bhe
1	Kaity Smith	102	362	3.55	173	945	.200	17	0.17	24	56	0.24	34	251	2.46	1	25	26	0.25	1	0	-
4	Jaila Tolbert	103	334	3.24	129	727	.282	5	0.05	1	3	0.01	1	43	0.42	4	68	72	0.70	2	0	-
14	Ester Talamazzi	102	238	2.33	144	808	.116	24	0.24	34	37	0.33	27	278	2.73	2	29	31	0.30	6	1	-
19	Marisa Cerchio	103	198	1.92	71	491	.259	3	0.03	12	17	0.12	1	15	0.15	16	90	106	1.03	2	0	-
22	Kai Young	71	72	1.01	39	185	.178	2	0.03	0	0	0.00	1	8	0.11	2	54	56	0.79	21	0	-
6	Angel Robinson	41	35	0.85	21	95	.147	0	0.00	1	2	0.02	1	1	0.02	1	23	24	0.59	1	0	-
9	Rhegan Mitchell	98	32	0.33	12	116	.172	885	9.03	7	14	0.07	0	172	1.76	1	33	34	0.35	8	15	-
23	Talyn Jackson	38	18	0.47	3	43	.349	171	4.50	2	0	0.05	0	31	0.82	0	16	16	0.42	4	6	-
7	Tessa Wyner	19	7	0.37	6	43	.023	2	0.11	0	2	0.00	2	13	0.68	0	1	1	0.05	0	0	-
13	Peyton Yelich	8	6	0.75	2	13	.308	0	0.00	0	0	0.00	0	3	0.38	1	5	6	0.75	1	0	-
5	Carol Raffety	102	2	0.02	1	8	.125	87	0.85	24	23	0.24	29	394	3.86	0	0	0	0.00	0	1	-
20	Abby McKinzie	52	0	0.00	0	0	.000	5	0.10	8	5	0.15	3	45	0.87	0	0	0	0.00	0	0	-
11	Sarah Jane Lynch	60	0	0.00	0	1	.000	0	0.00	6	8	0.10	0	20	0.33	0	0	0	0.00	0	0	-
10	Kylie Thomas	84	0	0.00	0	0	.000	18	0.21	16	14	0.19	12	123	1.46	0	0	0	0.00	0	1	-
	TEAM	-	-	-	-	-	-	-	-	-	-	-	14	-	-	-	-	-	-	-	-	-
	VIRGINIA TECH	103	1304	12.66	601	3475	.202	1219	11.83	135	181	1.31	125	1397	13.56	28	344	200.0	1.94	46	24	-
	Opponents	103	1259	12.22	508	3364	.223	1191	11.56	125	208	1.21	136	1348	13.09	27	416	235.0	2.28	39	36	-

Team Statistics	VT	OPP	Date	Opponent	Score	Score by set	Att.
<b>ATTACK</b>							
Kills	1304	1259	Aug 24	vs USC Upstate	w 3-0	25-14,25-18,25-15	1411
Errors	601	508	Aug 25	vs Presbyterian	w 3-0	25-22,25-11,25-21	1411
Total Attacks	3475	3364	Aug 25	at Charlotte	w 3-2	15-25,24-26,25-19,25-19,15-9	1411
Attack Pct	.202	.223	Aug 31	WILLIAM & MARY	w 3-0	25-14,25-6,25-20	329
Kills/Set	12.7	12.2	Aug 31	CAMPBELL	w 3-0	25-18,25-19,25-12	842
<b>SET</b>							
Assists	1219	1191	Sep 01	ROBERT MORRIS	w 3-1	22-25,25-21,25-16,25-15	515
Attempts	3459	3413	Sep 07	vs IUPUI	w 3-1	25-21,25-11,22-25,25-13	259
Assist Pct	.352	.349	Sep 07	at Ohio	w 3-1	24-26,25-21,25-21,25-16	860
Assists/Set	11.8	11.6	Sep 08	vs Samford	L 0-3	18-25,20-25,16-25	405
<b>SERVE</b>							
Aces	135	125	Sep 11	VCU	w 3-0	25-16,25-18,25-21	818
Errors	181	208	Sep 15	vs #18 Baylor	L 0-3	26-28,18-25,16-25	126
Attempts	2230	2211	Sep 16	at UTSA	L 1-3	14-25,25-20,21-25,23-25	563
Serve Pct	.919	.906	*Sep 21	#9 PITT	L 0-3	16-25,18-25,20-25	672
Aces/Set	1.3	1.2	*Sep 23	VIRGINIA	w 3-0	25-20,25-21,25-20	839
<b>SERVE RECEPTIONS</b>							
Errors	125	136	*Sep 28	NORTH CAROLINA	w 3-0	25-15,25-19,25-23	827
Errors/Set	1.2	1.3	*Sep 30	NC STATE	L 1-3	25-21,24-26,19-25,23-25	536
Attempts	2002	2048	*Oct 05	at Georgia Tech	w 3-0	25-23,25-22,25-15	786
Reception Pct	.938	.934	*Oct 07	at Clemson	L 0-3	18-25,13-25,22-25	1132
<b>DEFENSE</b>							
Digs	1397	1348	*Oct 12	at #22 Louisville	L 0-3	17-25,18-25,20-25	968
Digs/Set	13.6	13.1	*Oct 14	at Notre Dame	L 0-3	14-25,14-25,20-25	924
<b>BLOCKING</b>							
Block Solo	28	27	*Oct 19	WAKE FOREST	w 3-2	25-21,19-25,25-23,28-30,15-9	556
Block Assist	344	416	*Oct 21	DUKE	L 2-3	25-20,25-19,23-25,23-25,14-16	702
Total Blocks	200.0	235.0	*Oct 26	at Miami	L 0-3	13-25,14-25,16-25	265
Blocks/Set	1.9	2.3	*Oct 28	at Florida State	L 0-3	20-25,17-25,23-25	776
Block Errors	46	39	*Nov 02	SYRACUSE	L 1-3	16-25,25-23,20-25,10-25	903
Ball handling errors	24	36	*Nov 04	BOSTON COLLEGE	w 3-0	25-20,25-18,25-21	791
			*Nov 09	at Virginia	L 2-3	25-22,16-25,25-23,23-25,14-16	1089
			*Nov 16	at Boston College	L 2-3	21-25,12-25,28-26,26-24,14-16	321
			*Nov 18	at Syracuse	L 0-3	19-25,18-25,16-25	320

Record in 3-set matches: 9-9  
Record in 4-set matches: 3-3



**2018 CONFERENCE SEASON STATS**



**The Automated ScoreBook**  
 Virginia Tech Combined Team Statistics (as of Nov 19, 2018)  
 Conference matches



<b>RECORD:</b>	<b>OVERALL</b>	<b>HOME</b>	<b>AWAY</b>	<b>NEUTRAL</b>
ALL GAMES	5-12	4-4	1-8	0-0
CONFERENCE	5-12	4-4	1-8	0-0
NON-CONFERENCE	0-0	0-0	0-0	0-0

#	Player	sp	Attack				Set		Serve			Dig		Blocking					points			
			k	k/s	e	ta	pct	a	a/s	sa	se	sa/s	re	dig	dig/s	bs	ba	total		blk/s	be	bhe
1	Kaitly Smith	60	210	3.50	112	586	.167	9	0.15	8	29	0.13	27	149	2.48	1	14	15	0.25	1	0	-
4	Jailia Tolbert	61	206	3.38	90	473	.245	4	0.07	1	3	0.02	1	19	0.31	3	35	38	0.62	2	0	-
14	Ester Talamazzi	60	136	2.27	96	484	.083	11	0.18	17	23	0.28	16	162	2.70	2	12	14	0.23	2	1	-
19	Marisa Cerchio	61	97	1.59	48	265	.185	2	0.03	2	4	0.03	0	6	0.10	8	46	54	0.89	1	0	-
6	Angel Robinson	28	28	1.00	17	71	.155	0	0.00	0	1	0.00	1	1	0.04	1	16	17	0.61	1	0	-
22	Kai Young	35	26	0.74	16	72	.139	1	0.03	0	0	0.00	0	4	0.11	2	23	25	0.71	16	0	-
9	Rhegan Mitchell	60	18	0.30	10	81	.099	567	9.45	2	9	0.03	0	100	1.67	0	22	22	0.37	6	9	-
7	Tessa Wyner	14	7	0.50	4	37	.081	1	0.07	0	2	0.00	0	10	0.71	0	1	1	0.07	0	0	-
23	Talyn Jackson	14	5	0.36	0	14	.357	52	3.71	0	0	0.00	0	11	0.79	0	6	6	0.43	1	3	-
13	Peyton Yelich	7	4	0.57	2	9	.222	0	0.00	0	0	0.00	0	3	0.43	1	5	6	0.86	0	0	-
5	Carol Raffety	60	1	0.02	1	2	.000	37	0.62	17	14	0.28	17	241	4.02	0	0	0	0.00	0	0	-
11	Sarah Jane Lynch	59	0	0.00	0	1	.000	0	0.00	6	8	0.10	0	20	0.34	0	0	0	0.00	0	0	-
20	Abby McKinzie	25	0	0.00	0	0	.000	4	0.16	2	3	0.08	2	32	1.28	0	0	0	0.00	0	0	-
10	Kylie Thomas	42	0	0.00	0	0	.000	6	0.14	8	6	0.19	8	54	1.29	0	0	0	0.00	0	0	-
	TEAM	-	-	-	-	-	-	-	-	-	-	-	11	-	-	-	-	-	-	-	-	-
	VIRGINIA TECH	61	738	12.10	396	2095	.163	694	11.38	63	102	1.03	83	812	13.31	18	180	108.0	1.77	30	13	-
	Opponents	61	788	12.92	277	1991	.257	750	12.30	83	131	1.36	63	820	13.44	16	302	167.0	2.74	19	28	-

Team Statistics	VT	OPP
ATTACK		
Kills	738	788
Errors	396	277
Total Attacks	2095	1991
Attack Pct	.163	.257
Kills/Set	12.1	12.9
SET		
Assists	694	750
Attempts	2080	2020
Assist Pct	.334	.371
Assists/Set	11.4	12.3
SERVE		
Aces	63	83
Errors	102	131
Attempts	1265	1385
Serve Pct	.919	.905
Aces/Set	1.0	1.4
SERVE RECEPTIONS		
Errors	83	63
Errors/Set	1.4	1.0
Attempts	1254	1162
Reception Pct	.934	.946
DEFENSE		
Digs	812	820
Digs/Set	13.3	13.4
BLOCKING		
Block Solo	18	16
Block Assist	180	302
Total Blocks	108.0	167.0
Blocks/Set	1.8	2.7
Block Errors	30	19

Date	Opponent	Score	Score by set	Att.
*Sep 21	#9 PITT	L 0-3	16-25,18-25,20-25	672
*Sep 23	VIRGINIA	w 3-0	25-20,25-21,25-20	839
*Sep 28	NORTH CAROLINA	w 3-0	25-15,25-19,25-23	827
*Sep 30	NC STATE	L 1-3	25-21,24-26,19-25,23-25	536
*Oct 05	at Georgia Tech	w 3-0	25-23,25-22,25-15	786
*Oct 07	at Clemson	L 0-3	18-25,13-25,22-25	1132
*Oct 12	at #22 Louisville	L 0-3	17-25,18-25,20-25	968
*Oct 14	at Notre Dame	L 0-3	14-25,14-25,20-25	924
*Oct 19	WAKE FOREST	w 3-2	25-21,19-25,25-23,28-30,15-9	556
*Oct 21	DUKE	L 2-3	25-20,25-19,23-25,23-25,14-16	702
*Oct 26	at Miami	L 0-3	13-25,14-25,16-25	265
*Oct 28	at Florida State	L 0-3	20-25,17-25,23-25	776
*Nov 02	SYRACUSE	L 1-3	16-25,25-23,20-25,10-25	903
*Nov 04	BOSTON COLLEGE	w 3-0	25-20,25-18,25-21	791
*Nov 09	at Virginia	L 2-3	25-22,16-25,25-23,23-25,14-16	1089
*Nov 16	at Boston College	L 2-3	21-25,12-25,28-26,26-24,14-16	321
*Nov 18	at Syracuse	L 0-3	19-25,18-25,16-25	320

Record in 3-set matches: 4-7  
 Record in 4-set matches: 0-2  
 Record in 5-set matches: 1-3





**1**  
Kaity SMITH  
OH | 6-1 | So.  
Florence, Ky.



**4**  
Jailla TOLBERT  
RS | 6-1 | Sr.  
Minneapolis, Minn.  
(JAY-lah)



**5**  
Carol RAFFETY  
L/DS | 5-11 | Jr.  
Novato, Calif.



**6**  
Angel ROBINSON  
MB | 6-0 | Fr.  
Norman, Okla.



**7**  
Tessa WYNER  
OH | 5-11 | Jr.  
Charleston, W.Va.



**9**  
Rhegan MITCHELL  
S | 5-8 | r-Sr.  
Peachtree City, Ga.  
(like Ronald Reagan)



**10**  
Kylie THOMAS  
L/DS | 5-7 | So.  
Sterling, Va



**11**  
Sarah Jane LYNCH  
S | 6-2 | Fr.  
Roswell, Ga.



**13**  
Peyton YELICH  
MB | 6-3 | Fr.  
Crown Point, Ind.  
(Yell-itch)



**14**  
Ester TALAMAZZI  
OH | 6-0 | So.  
Campo Ligure, Genoa, Italy  
(Tal-uh-MAHT-zee)



**16**  
Jennifer WILLIAMS  
OH | 6-1 | Fr.  
Staunton, Va.




**19**  
Marisa CERCHIO  
MB/OH | 6-3 | So.  
Cincinnati, Ohio  
(SIR-ko)



**20**  
Abby MCKINZIE  
L/DS | 5-9 | Jr.  
East Leroy, Mich.



**21**  
Melody CALOYANNIDES  
OH | 6-0 | Jr.  
Reston, Va.  
(cal-oh-yahn-EE-dis)



**22**  
Kai YOUNG  
MB | 5-11 | So.  
Charlotte, N.C.



**23**  
Talyn JACKSON  
S | 5-11 | Fr.  
Gardnerville, Nev.  
(TAL-Lynn)



Jill WILSON  
Head Coach  
LSU, 2001



John WASIELEWSKI  
Associate Head Coach  
Penn State, 1990  
(Was-uh-LEW-ski)




Thomas AMBERG  
Assistant Coach  
UCLA, 2012



Leah JOSEPH  
Director of Operations  
Georgia Southern, 2016



Kayla SCHANBACK  
Volunteer Assistant Coach  
Campbell, 2018



Kayla RESCO  
Head Manager

