



HOKIES

2018 Virginia Tech Volleyball Match Notes

#FuelTheFire

Nov. 16 & 18 | Matches 28 & 29
Chestnut Hill, Mass. | Syracuse, N.Y.

INFORMATION

Virginia Tech Hokies



Record.....14-13, 5-10 ACC
Starters R/L.....4+Libero/2
Head Coach.....Jill Wilson
Record (Years).....24-34 (2nd)

Boston College Eagles



Record.....13-14, 3-12 ACC
Starters R/L.....6+Libero/0
Head Coach.....Jason Kennedy
Record (Years).....13-14 (1st)

Syracuse Orange



Record.....16-7, 12-3 ACC
Starters R/L.....6/0+Libero
Head Coach.....Leonid Yelin
Record (Years).....105-107 (7th)

NUMBER TO KNOW

12

• Right-side hitter Jaila Tolbert is 12 kills away from becoming the 16th Hokie to reach 1,000 kills in a career and the first since 2016 when Amanda McKinzie (2013-16) did it.

PROJECTED STARTERS

#	Name	K	Pct.	A	D	B
1	Kaity Smith (OH)	331	.196	16	231	25
4	Jaila Tolbert (RS)	306	.298	5	39	69
9	Rhegan Mitchell (S)	32	.221	809	160	32
14	Ester Talamazzi (OH)	221	.117	23	256	26
19	Marisa Cerchio (MB)	184	.267	2	13	100
22	Kai Young (MB)	72	.186	2	8	55
5	Carol Raffety (L)	2	.125	80	341	0

SERIES HISTORY

Boston College Series.....Tech leads 18-7
First Meeting.....Tech won 3-0 in 2001
Last Meeting.....Tech won 3-0 in 2018
Syracuse Series.....Tech leads 7-4
First Meeting.....Tech won 3-0 in 1993
Last Meeting.....Cuse won 3-1 in 2018

AT THE NET

- Virginia Tech's volleyball team boasts 10 returning letterwinners, including four starters and its libero back.
- Tech has 16 student-athletes on the roster and of the 16, 11 are underclassmen. One of the youngest groups in the ACC, 69 percent of Tech's team is freshmen and sophomores.
- Though the Hokies will be youthful in 2018, they do bring back All-ACC selection Jaila Tolbert at the right-side hitter position.
- Tolbert is coming off her best season yet and had quite the summer, too, as the senior competed on the U.S. Collegiate National Team.
- Tech is looking to get back in the win column after losing 3-2 last week to UVA.
- The Hokies had Sunday off, marking its first time of the season only playing one match in a weekend.
- With the added rest, Tech seeks to win its final three matches of the season, with two of those being on the road.
- Since Jill Wilson has taken over the Hokies, Tech is 2-15 in ACC road matches.

LAST TIME OUT

- Last Friday, Tech fell to in-state rival Virginia in a five-set thriller. It lost the fifth set by a score of 16-14.
- The loss snapped Tech's six-match winning streak against the Cavaliers and made the teams split this fall, with each getting half a point in the Commonwealth Clash presented by Virginia529.
- Kaity Smith owned a team-high 17 kills with nine digs, just missing a double-double.
- Jaila Tolbert led the team in hitting percentage, recording a clip of .282 with 16 kills.
- Ester Talamazzi earned her sixth double-double of the year, collecting 11 kills and 10 digs.
- Carol Raffety scooped up 22 digs, marking her seventh match of 20-plus digs this fall.
- Tech did get blocked 20 times by the Cavs, marking the most-ever in the Jill Wilson era.

WHO TO WATCH



• Jaila Tolbert racked up 33 kills the last time out versus Syracuse and Boston College, averaging an impressive 4.71 kills per set.

2018 Schedule

AUGUST

16	(1) VS. RADFORD	W, 3-2
24	(2) VS. USC UPSTATE	W, 3-0
25	(2) VS. PRESBYTERIAN	W, 3-0
25	(2) AT CHARLOTTE (C-USA TV)	W, 3-2
31	(3) WILLIAM & MARY (ACC NETWORK EXTRA)	W, 3-0
31	(3) CAMPBELL (ACC NETWORK EXTRA)	W, 3-0

SEPTEMBER

1	(3) ROBERT MORRIS (ACC NETWORK EXTRA)	W, 3-1
7	(4) VS. IUPUI	W, 3-1
7	(4) AT OHIO (ESPN+)	W, 3-1
8	(4) VS. SAMFORD	L, 3-0
11	VCU (ACC NETWORK EXTRA)	W, 3-0
15	(5) VS. NO. 18/RV BAYLOR	L, 3-0
16	(5) AT UTSA (FACEBOOK)	L, 3-1
21	NO. 9/10 PITT* (ACC NETWORK EXTRA)	L, 3-0
23	VIRGINIA* (ACC NETWORK EXTRA)	W, 3-0
28	NORTH CAROLINA* (ACC NETWORK EXTRA)	W, 3-0
30	NC STATE* (ACC NETWORK EXTRA)	L, 3-1

OCTOBER

5	AT GEORGIA TECH* (ACC NETWORK EXTRA)	W, 3-0
7	AT CLEMSON* (ACC NETWORK EXTRA)	L, 3-0
12	AT NO. 22/RV LOUISVILLE* (ACC NETWORK EXTRA)	L, 3-0
14	AT NOTRE DAME* (ACC NETWORK EXTRA)	L, 3-0
19	WAKE FOREST* (ACC NETWORK EXTRA)	W, 3-2
21	DUKE* (ACC NETWORK EXTRA)	L, 3-2
26	AT MIAMI (FLA.)* (ACC NETWORK EXTRA)	L, 3-0
28	AT UR/RV FLORIDA STATE* (ACC NETWORK EXTRA)	L, 3-0

NOVEMBER

2	SYRACUSE* (ACC NETWORK EXTRA)	L, 3-1
4	BOSTON COLLEGE* (ACC NETWORK EXTRA)	W, 3-0
9	AT VIRGINIA* (ACC NETWORK EXTRA)	L, 3-2
16	AT BOSTON COLLEGE* (ACC NETWORK EXTRA)	7:30 P.M.
18	AT SYRACUSE*	1 P.M.
21	CLEMSON* (ACC NETWORK EXTRA)	3 P.M.

* ACC MATCH | ALL TIMES ET | AT THE TIME RANKING/CURRENT RANKING

- 1-EXHIBITION
- 2-CHARLOTTE INVITATIONAL
- 3-HOKIE INVITATIONAL
- 4-BOBCAT INVITATIONAL
- 5-UTSA INVITATIONAL

VIRGINIA TECH CONTACT

Lance Dozier
Assistant Director, Strategic Communications
Phone: (507) 993-1898
Email: lance17@vt.edu

Social



@HokiesVB



@HokiesVB



/HokieSports



@VT_VBall



AVCA Top 25 Week 12 Poll

Nov. 12 | *Opponents in italics*

Team (1st place)	Points	Record	Last
1 BYU (48)	1580	25-0	1
2 Stanford (16)	1551	24-1	2
3 Minnesota	1477	22-2	3
4 Illinois	1399	24-3	4
5 Texas	1336	17-4	5
6 Nebraska	1247	20-6	6
T-7 Penn State	1153	20-6	7
T-7 Wisconsin	1153	18-6	8
9 Creighton	1083	24-4	9
10 <i>Pitt</i>	1039	26-1	10
11 Kentucky	1003	20-4	11
12 Purdue	847	21-6	12
13 Florida	809	21-5	14
14 USC	736	19-8	13
15 Cal Poly	706	23-2	16
16 Oregon	649	17-9	17
17 Marquette	571	24-5	18
18 Washington State	483	19-7	19
19 Michigan	459	19-8	15
20 Washington	349	17-9	25
21 UCF	279	24-3	22
22 Tennessee	216	21-5	23
23 Missouri	188	22-5	24
24 Arizona	157	19-9	20
25 UCLA	91	12-11	21

Receiving Votes: *Baylor 65; UNI 49; Louisville 37; South Carolina 27; Denver 17; Florida State 15; Colorado 10; Utah 9; Kansas 8*

NCAA RPI

Nov. 12 | *Opponents in italics*

Team	Conference	Record
1 Stanford	Pac-12	24-1
2 Illinois	B1G	24-3
3 Minnesota	B1G	22-2
4 Texas	Big 12	17-4
5 BYU	WCC	25-0
6 Wisconsin	B1G	18-6
7 USC	Pac-12	19-8
8 Kentucky	SEC	20-4
9 <i>Pitt</i>	ACC	26-1
10 UCF	American	24-3
11 Washington State	Pac-12	19-7
12 Nebraska	B1G	20-6
13 Purdue	B1G	21-6
14 Creighton	BIG EAST	24-4
15 <i>Baylor</i>	<i>Big 12</i>	17-7
16 UNI	MVC	21-8
17 Penn State	B1G	20-6
18 Marquette	BIG EAST	24-5
19 Cal Poly	Big West	23-2
20 Michigan	B1G	19-8
21 Florida	SEC	21-5
22 Washington	Pac-12	17-9
23 Oregon	Pac-12	17-9
24 Cincinnati	American	22-7
25 South Carolina	SEC	18-6
26 Texas State	Sun Belt	24-6
27 Kansas	Big 12	15-8
28 <i>Florida State</i>	ACC	17-8
29 Missouri	Big 12	22-5
30 Illinois State	MVC	24-5

QUICK FACTS

University NameVirginia Tech
 LocationBlacksburg, Va.
 Founded1872
 Enrollment34,440
 President..... Dr. Timothy Sands
 Director of Athletics..... Whit Babcock
 NicknameHokies
 MascotHokie Bird
 Colors..... Chicago Maroon and Burnt Orange
 Affiliation..... NCAA Division I
 Conference.....Atlantic Coast

2017 INFORMATION, 2018 PREVIEW

Overall Record 10-21
 ACC Record 4-16 (12th)
 Starters Returning/Lost..... 4 + Libero/2
 Letterwinners Returning/Lost..... 10/8
 Newcomers.....6
 Home Court..... Cassell Coliseum
 Capacity 9,275

2018 Key Information

RETURNING STARTERS (4 + Libero)

Rhegan Mitchell	S
Carol Raffety	L/DS
Kaity Smith	OH
Ester Talamazzi	OH
Jaila Tolbert	RS

Racked up 1,122 assists (9.93 a/s), 243 digs, 66 kills
 Team-high 440 digs, 32 SA, 102 assists
 Posted 309 kills, 190 digs, ACC All-Freshmen Team
 Turned in 290 kills, 229 digs, 27 aces, 24 blocks
 Tallied a team-high 318 kills (.318 clip), 2nd team All-ACC

OTHERS RETURNING (5)

Melody Caloyannides	OH
Marisa Cerchio	MB/OH
Abby McKinzie	L/DS
Kylie Thomas	L/DS
Kai Young	MB

Posted 15 kills, 22 digs in 15 sets
 Registered 114 kills, 25 blocks, 15 digs in 76 sets
 Recorded 103 digs, six aces in 89 sets
 Tallied 78 digs, eight aces in 53 sets
 Collected 20 kills, 22 blocks in 34 sets

NEWCOMERS (6)

Talyn Jackson	S
Sarah Jane Lynch	S
Angel Robinson	MB
Jennifer Williams	OH
Tessa Wyner	OH
Peyton Yelich	MB

Senior Aces Top 150, NIAA all-state, three-time All-League
 Senior Aces Top 150, GHSA all-state, AAU All-American
 Led North Norman HS to state finals twice, OSSAA all-state
 Led Robert E. Lee HS to state final, VHSL all-state
 Three-time West Virginia Gatorade Player of the Year
 IHSAA all-state, led Crown Point HS to state final

STARTERS LOST (2)

Cara Cunningham	MB
Stacey Christy	MB

Team-high 81 blocks, 132 kills, hit .246
 Hit .291 with 160 kills, 70 blocks

No.	Name	Pos.	Ht.	Cl.	Hometown	High School (Previous School)
1	Kaity Smith	OH	6'1"	So.	Florence, Ky.	Randall Cooper
4	Jaila Tolbert	RS	6'1"	Sr.	Minneapolis, Minn.	Breck School
5	Carol Raffety	L/DS	5'11"	Jr.	Novato, Calif.	Marin Catholic
6	Angel Robinson	MB	6'0"	Fr.	Norman, Okla.	Norman North
7	Tessa Wyner	OH	5'11"	Fr.	Charleston, W.Va.	George Washington
9	Rhegan Mitchell	S	5'8"	r-Sr.	Peachtree City, Ga.	McIntosh
10	Kylie Thomas	L/DS	5'7"	So.	Sterling, Va.	Potomac Falls
11	Sarah Jane Lynch	S	6'2"	Fr.	Roswell, Ga.	Mount Pisgah Christian
13	Peyton Yelich	MB	6'3"	Fr.	Crown Point, Ind.	Crown Point
14	Ester Talamazzi	OH	6'0"	So.	Campo Ligure, Genoa, Italy	Liceo Scientifico A. Antonelli
16	Jennifer Williams	OH	6'1"	Fr.	Staunton, Va.	Robert E. Lee
19	Marisa Cerchio	MB/OH	6'3"	So.	Cincinnati, Ohio	Turpin
20	Abby McKinzie	L/DS	5'9"	Jr.	East Leroy, Mich.	St. Philip Catholic Central
21	Melody Caloyannides	OH	6'0"	Jr.	Reston, Va.	South Lakes
22	Kai Young	MB	5'11"	So.	Charlotte, N.C.	Charlotte Christian
23	Talyn Jackson	S	5'11"	Fr.	Gardnerville, Nev.	Douglas

Head Coach: Jill Wilson (LSU, 2001), 2nd Season
Associate Head Coach: John Wasielewski (Penn State, 1990), 2nd season
Assistant Coach: Thomas Amberg (UCLA, 2012), 2nd season
Volunteer Assistant Coach: Kayla Schanback (Campbell, 2018), 1st season
Director of Operations: Leah Joseph (Georgia Southern, 2016), 2nd season
Head Manager: Kayla Resco, 2nd season

Pronunciations

Melody Caloyannides: cal-oh-yahn-EE-dis	Marisa Cerchio: SIR-ko	Jaila Tolbert: JAY-lah
Ester Talamazzi: Tal-uh-MAHT-zee	Talyn Jackson: TAL-lynn	Peyton Yelich: Yell-it-itch
John Wasielewski: Was-uh-LEW-ski	Rhegan Mitchell: like (Ronald) Reagan	





2018 ACC Standings

Team	Overall	ACC	Pct.
1. No. 10 Pitt	26-1	14-1	.963
2. [RV] Florida State	17-8	13-2	.680
3. [RV] Louisville	20-7	13-3	.741
4. Syracuse	16-7	12-3	.696
5. Notre Dame	15-11	9-7	.577
6. Miami (Fla.)	13-10	9-7	.565
7. Duke	14-10	8-7	.583
8. NC State	14-12	8-8	.538
9. Clemson	15-13	6-9	.536
10. Georgia Tech	16-12	5-10	.571
Virginia Tech	14-13	5-10	.519
12. Wake Forest	9-19	4-12	.321
13. Virginia	8-18	4-12	.308
14. Boston College	13-14	3-12	.481
15. North Carolina	7-18	3-13	.280

2018 Preseason ACC Coaches' Poll

- Pitt (196 points)
- Louisville (180)
- Florida State (171)
- Notre Dame (137)
- Duke (134)
- North Carolina (121)
- Miami (Fla.) (117)
- NC State (117)
- Syracuse (110)
- Georgia Tech (68)
- Virginia Tech (59)**
- Clemson (54)
- Wake Forest (51)
- Virginia (37)
- Boston College (27)

2018 ACC Preseason All-Conference

Kaylin Korte, Sr., OH/RS, Clemson
 Leah Meyer, Jr., MB, Duke
 Payton Caffrey, Jr., OH, Florida State
 Taryn Knuth, So., MB, Florida State
 Jasmine Bennett, Sr., MB, Louisville
 Melanie McHenry, Jr., OH, Louisville
 Wilma Rivera, Sr., S, Louisville
 Molly Sauer, Sr., L, Louisville
 Haley Templeton, R-Sr., S, Miami
 Melissa Evans, So., OPP, NC State
 Kylie Pickrell, Sr., S, NC State
 Ryann DeJarld, Sr., L, Notre Dame
 Jemma Yeadon, Jr., OH, Notre Dame
 Kamalani Akeo, Sr., S, Pitt
 Nika Markovic, Jr., RS, Pitt
 Stephanie Williams, R-Jr., OH, Pitt
 Santita Ebangwese, Sr., MB, Syracuse
Jaila Tolbert, Sr., RS, Virginia Tech

GREENSBORO, N.C. – Pitt has been chosen as the 2018 Atlantic Coast Conference volleyball preseason favorite in a vote of the league's 15 head coaches, announced on Aug. 3.

The reigning ACC Co-Champion Panthers received all 14 possible first-place votes and 196 points, as coaches were not allowed to vote for their own teams.

CLIMBING THE LADDER

- Junior libero Carol Raffety is working her way up the all-time career digs list at Tech.
- Heading into the season with 921 digs, Raffety became the 18th Hokie in the 1,000-dig club on Sept. 7 against IUPUI at the Bobcat Invitational.
- The California native has passed 11 Hokies on the list so far, now being No. 7 all-time with 1,284.

#	Name	Years	Digs
1.	Amanda Cloyd	2004-07	2,200
2.	Heather Berglund	1990-93	1,710
3.	Jill Gergen	2005-09	1,708
4.	Lisa Pikalek	1989-92	1,591
5.	Morgan O'Neill	2009-12	1,516
6.	Lindsey Owens	2013-16	1,309
7.	Carol Raffety	2016-present	1,284
8.	Annie Spicer	2001-04	1,244
9.	Meredith Braine	1995-98	1,241
10.	Justine Record	2008-11	1,238
11.	Terrie Zubert	1994-97	1,170
12.	Amanda McKinzie	2013-16	1,168
13.	Jenni McFadden	1991-94	1,150
14.	Melissa Markowski	2002-05	1,124
15.	Rachel Julian	1996-99	1,105
16.	Ana Lang	1999-02	1,078
17.	Kenedy McGrath	2012-15	1,045
18.	Amanda Yelsh	1991-94	1,012

SENIOR CLASS AWARD

- Senior Jaila Tolbert was selected as a Senior CLASS Award candidate on Oct. 1.
- The right-side hitter is one of 30 volleyball student-athletes to make the cut and the first-ever Tech volleyball player to be named a candidate.
- She is the first Hokie in any sport to be selected since 2016 (Murielle Tiernan, women's soccer). Tolbert is one of four players out of the ACC.
- To be eligible for the award, a student-athlete must be classified as an NCAA Division I senior and have notable achievements in four areas of excellence: community, classroom, character and competition.
- The definition of a student-athlete, Tolbert is the lone ACC representative on NCAA Division I SAAC, has done community outreach at a local elementary school in Blacksburg and was All-ACC second-team last fall.

CURRY SAYS A FEW WORDS

- Tech volleyball alum Sonya Curry, formerly Adams and wife of Tech men's basketball standout Dell Curry, was in Charlotte last weekend and gave the Hokies a pep talk before their match against the 49ers inside Halton Arena.
- The talk, which was giving them encouragement on and off the court, seemed to work as Tech went on to stay perfect on the weekend with a 3-2 win over Charlotte.



ACC RANKS

- Tech is No. 5 in the ACC for service aces with 1.36, while being No. 4 for opponent kills with 12.13.
- Sophomore Kaity Smith has the sixth-best average for kills per set (3.52) and fifth-best points per set mark (3.91) in the league.
- Outside hitter Ester Talamazzi owns the fifth-best aces per set mark (0.35) in the league. Her eight aces against William & Mary on Aug. 31 tied the second-most mark in school history with Annie Spicer on Sept. 10, 2004, versus ULM.
- Redshirt senior Rhegan Mitchell is No. 8 for assists per set (8.89) and Carol Raffety is No. 6 for digs per set with 3.86.

TIDBITS

- Tech had one of its best matches of the season against Boston College on Sunday, hitting the third-highest clip in ACC play (.302) in the Jill Wilson era and owning 10 blocks, tying an ACC season high.
- Jaila Tolbert was the first Hokie to rack up 20 kills in a match this season, pounding down 21 versus Syracuse last Friday, and the first since Nov. 22, 2017, when Kaity Smith had 21 against Virginia.

A WIN WOULD

- A win against the Eagles would be Tech's second straight, as they defeated BC on Nov. 4 on Senior Day inside Cassell Coliseum. It also would make the Hokies winners in 10 of the last 11 matches vs. BC.
- A win against the Orange would improve Tech's record at 'Cuse to 4-3 and its best win of the season. Tech hasn't defeated a team inside the top 40 of the RPI in the Jill Wilson era.
- If Tech wins one match this weekend, it would mark two wins on the road in ACC play in the Jill Wilson era, which would be a first.

THE PROGRESSION

- Last season, Kaity Smith played in 27 matches her freshman year. Heading into this weekend, the outside hitter has played in 27 matches and has improved in every statistic for no sophomore slump.
- The improvement lands Smith with a team-best kills per set this fall.

2017	Kills p/s	Hitting %	Digs p/s
95 sets	3.25	.182	2.00
2018	Kills p/s	Hitting %	Digs p/s
94 sets	3.52	.196	2.46

USA - TOLBERT




- Jaila Tolbert tried out in Colorado Springs, Colorado this spring and made the U.S. Collegiate National Team.
- The Minnesota native competed on the red, white blue in Detroit for over a week with 23 other collegiate student-athletes.
- She was assigned to one of two 12-member teams that played three exhibitions against each other, with her team winning 2-1.
- Tolbert hopes to bring what she learned on the trip back to Tech and on the court.



LAST TIME THE TEAM...

Won a match	Boston College, 3-0, 11/4/18
Lost a match	at Virginia, 3-2, 11/9/18
Won at home	Boston College, 3-0, 11/4/18
Lost at home	Syracuse, 3-1, 11/2/18
Won on the road	at Georgia Tech, 3-0, 10/5/18
Lost on the road	at Florida State, 3-0, 10/28/18
Won in three sets	Boston College, 3-0, 11/4/18
Lost in three sets	at Florida State, 3-0, 10/28/18
Won in four sets	at Ohio, 3-1, 9/7/18
Lost in four sets	Syracuse, 3-1, 11/2/18
Won in five sets	Wake Forest, 3-2, 10/19/18
Lost in five sets	at Virginia, 3-2, 11/9/18
Beat an ACC team	Boston College, 3-0, 11/4/18
Lost to an ACC team	at Virginia, 3-2, 11/9/18
Beat an ACC team at home	Boston College, 3-0, 11/4/18
Lost to an ACC team at home	Syracuse, 3-1, 11/2/18
Beat an ACC team on the road	at Georgia Tech, 3-0, 10/5/18
Lost to an ACC team on the road	at Virginia, 3-2, 11/9/18
Beat a nonconference team	VCU, 3-0, 9/11/18
Lost to a nonconference team	at UTSA, 3-1, 9/16/18
Beat nonconference team at home	VCU, 3-0, 9/11/18
Lost to nonconference team at home	ETSU, 3-0, 9/16/17
Beat nonconference team on road	at Ohio, 3-1, 9/7/18
Lost to nonconference team on road	at UTSA, 3-1, 9/16/18
Beat a ranked team	at No. 19 Michigan State, 3-1, 9/4/15
Lost to a ranked team	at No. 22 Louisville, 10/12/18
Beat an unranked team	Boston College, 3-0, 11/4/18
Lost to an unranked team	at Virginia, 3-2, 11/9/18

Started a season 9-0	2009
Was 10 matches over .500 in a season	2013 (11 matches over .500 at 12-1)
Had 70 or more kills in a match	Idaho State, 75, 8/25/17
Had 200 or more attacks in a match	Chattanooga, 204, 9/19/15
Hit .300 or better in a match	Boston College, .302, 11/4/18
Hit .400 or better in a match	vs. South Dakota State, .402, 8/25/17
Had 65 or more assists in a match	at Charlotte, 67, 08/25/18
Had 10 or more aces in a match	at Georgia Tech, 10, 10/5/18
Had 75 or more digs in a match	at Charlotte, 81, 08/25/18
Had 85 or more digs in a match	Appalachian State, 85, 08/26/16
Had 10.0 or more blocks in a match	Boston College, 10, 11/4/18
Had 20.0 or more blocks in a match	Virginia, 20, 11/28/15

			
Hitting Percentage	.205	.250	.206
Kills per set	12.81	12.99	12.62
Assists per set	11.94	12.30	11.78
Digs per set	14.44	13.54	13.46
Blocks per set	2.14	3.06	1.95
Aces per set	1.06	1.00	1.36

TEAM AVERAGES

- Syracuse runs away with owning the top mark in four of the six categories, including the top hitting percentage with a .250 clip, the fourth-best mark in the ACC. BC has the digs aces per set mark (14.44) among the three teams.
- Tech has the best aces per set (1.36), but the match will be won at the net. 'Cuse own the best second-best mark in the nation (3.06) while BC and Tech rank low.

LAST TIME AN INDIVIDUAL...

Had 20 or more kills in a match	Syracuse, 21, Jaila Tolbert, 11/2/18
Had 30 or more kills in a match	vs. Idaho State, 30, Kaity Smith, 8/25/17
Had 50 or more attacks in a match	Duke, 50, Jaila Tolbert, 10/21/18
Hit over .500 in a match	Boston College, .533, Marisa Cerchio, 11/4/18
Hit over .600 in a match	VCU, .625, Jaila Tolbert, 9/11/18
Hit over .800 in a match	William & Mary, .812, Marisa Cerchio, 8/31/18
Had 45 or more assists in a match	at Virginia, 53, Rhegan Mitchell, 11/9/18
Had 55 or more assists in a match	Duke, 55, Rhegan Mitchell, 10/22/17
Had 70 or more assists in a match	Liberty, 86, Kelli O'Dell, 10/17/00
Had 4 or more aces in a match	Robert Morris, 4, Abby McKinzie, 9/1/18
Had 8 or more aces in a match	William & Mary, 8, Ester Talamazzi, 8/31/18
Had 25 or more digs in a match	Wake Forest, 26, Carol Raffety, 10/19/18
Had 30 or more digs in a match	Georgia Tech, 30, Morgan O'Neil, 11/3/12
Had 10 or more blocks in a match	at Charlotte, 10, Marisa Cerchio, 8/25/18
Had 15 or more blocks in a match	West Virginia, 17, Cheryl Stinson, 10/5/01
Opponent had less than 30 kills in a match	North Carolina, 27, 9/28/18
Two players had 17 or more kills each in a match	Jaila Tolbert (19) & Kaity Smith (17) Duke, 10/21/19

What's a Hokie?



The answer leads all the way back to 1896 when Virginia Agricultural and Mechanical College changed its name to Virginia Polytechnic Institute. With the change came the necessity for writing a new cheer and a contest for such a purpose was held by the student body.

Senior O.M. Stull won first prize for his "Hokie" yell which is still used today. Later, when asked if "Hokie" had any special meaning, Stull explained the word was solely the product of his imagination and was used only as an attention-getter for his yell. It soon became a nickname for all Tech teams and for those people loyal to Tech athletics.

The official university school colors - Chicago Maroon and Burnt Orange - also were introduced in 1896. The colors were chosen by a committee because they made a 'unique combination' not worn elsewhere at the time. The official definition of "hokie" is "a loyal Virginia Tech Fan".

RETURNING NUMBERS

- To open the 2018 season, Virginia Tech returns almost all of its kills, assists and digs personnel, but will need a push in the blocks department with departing middle blockers Stacey Christy and Cara Cunningham.

Returning Kills	Assists	Digs	Blocks	Points
2018	78.3%	95.3%	90.4%	21.4% 76.2%


'17 CLASS OF ACC COACHES

- The Atlantic Coast Conference entered 2017 with four new head coaches from its 15 member institutions, including Clemson's Michaela Franklin, Louisville's Dani Busboom Kelly, Virginia's Aaron Smith and Virginia Tech's Jill Wilson.
- Of the four in their second seasons, the Cardinals' Busboom Kelly owns the best winning percentage (.764), followed by the Hokies' Wilson (.418), the Tigers' Franklin (.345) and the Cavaliers' Smith (.264).
- Previously, Busboom Kelly was an assistant coach at Nebraska, Franklin was the associate head coach at Iowa, Wilson was the associate head coach at LSU and Smith was the associate head coach at Virginia, then was promoted by the Cavaliers' athletics director at the time, Craig Littlepage.

Name	Team	Overall	ACC	Home	Away	Neutral
Dani Busboom Kelly	Louisville	45-14	30-5	24-4	16-7	5-3
Jill Wilson	Virginia Tech	24-34	9-26	11-13	6-17	7-4
Michaela Franklin	Clemson	22-39	8-27	12-15	4-22	5-4
Aaron Smith	Virginia	15-42	7-29	9-18	5-19	1-5

YEAR 2

- Virginia Tech Athletics last summer implemented a new design on the playing surface at Cassell Coliseum. The basketball and volleyball court displays three iconic campus spots - Torgerson Bridge, Burruss Hall and War Memorial Chapel.
- In addition to the court redesign, Tech redid the floors at the men's basketball practice facility and volleyball practice gym, at a cost of about \$35,000.



RECORD WHEN...

Overall:	14-13
Home:	8-4
Away:	3-7
Neutral:	3-2
Three-set match:	9-8
Four-set match:	3-3
Five-set match:	2-2
Win first set:	11-3
Lose first set:	3-10
Win first two sets:	10-1
Split first two sets:	3-4
Lose first two sets:	1-8
Against top-25 teams:	0-3
Against unranked teams:	14-10
ACC:	5-10
Home:	4-4
Away:	1-6
Three-set match:	4-6
Four-set match:	0-2
Five-set match:	1-2
Win first set:	5-3
Lose first set:	0-7
Win first two sets:	4-1
Split first two sets:	1-3
Lose first two sets:	0-6
Against top-25 teams:	0-2
Higher hitting % than opponent:	13-0
Lower hitting % than opponent:	1-11
Hit over .400:	0-0
Hit over .300:	5-0
Hit over .200:	5-3
Hit under .200:	2-10
Opponent hits under .200:	12-0
More kills than opponent:	15-0
Fewer kills than opponent:	0-11
Same kills as opponent:	0-1
More service aces than opponent:	12-3
Fewer service aces than opponent:	2-10
Same service aces as opponent:	0-0
More digs than opponent:	10-4
Fewer digs than opponent:	3-9
Same digs as opponent:	1-0
More blocks than opponent:	12-1
Fewer blocks than opponent:	1-11
Same blocks as opponent:	1-1
On Tuesday:	1-0
On Wednesday:	0-0
On Friday:	8-5
On Saturday:	3-2
On Sunday:	2-6
In August:	5-0
In September:	6-5
In October:	2-6
In November:	1-2
Current set winning streak:	-
Current set losing streak:	2
Longest set winning streak:	9
Longest set losing streak:	9
Current match winning streak:	-
Current match losing streak:	1
Current ACC match winning streak:	-
Current ACC match losing streak:	1
Longest match winning streak:	6
Longest match losing streak:	3
Current home winning streak:	-
Current home losing streak:	-
Current home ACC winning streak:	1
Current home ACC losing streak:	-

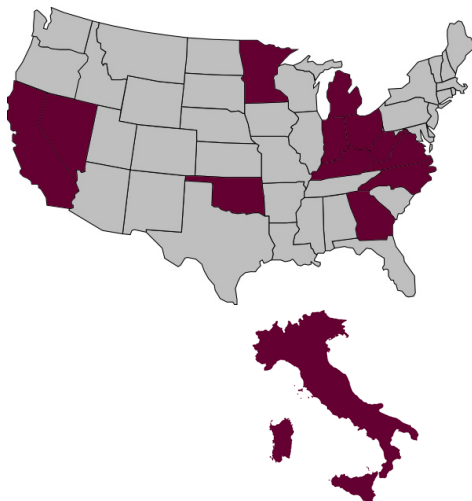
LAST TIME vs. BOSTON COLLEGE

- Kaity Smith tallied a team-high 14 kills and eight digs, just missing a double-double.
- Jaila Tolbert (.364) and Marisa Cerchio (.533) both hit over .350 and eight kills.
- Tech owned 10 blocks, tying a season-high in ACC play (Wake Forest, Oct. 19).

VT		Volleyball Box Score The Automated ScoreBook Boston College vs Virginia Tech (Nov 04, 2018 at Blacksburg, Va.)												ACC					
#	Boston College	Attack			Pct	Ast	Serve			Block			BH	Pts					
		S	K	E			TA	SA	SE	RE	BS	BA			BE				
1	DEARLD, JANE	3	1	0	2	.500	24	0	1	0	3	0	1	0	2	-			
6	GOSS, MCKENNA	3	2	2	12	.000	0	0	0	0	0	0	0	0	0	-			
8	NAUGHTON, CLARE	3	8	6	28	.071	0	1	0	1	2	0	0	0	1	-			
14	CHUKWUEKWU, AMAKA	3	5	1	7	.571	0	0	0	0	1	0	0	0	0	-			
17	MULLEN, ALLY	3	4	1	9	.333	0	0	0	0	2	2	0	0	0	-			
20	STRAWBERRY, JEWELL	3	8	5	18	.167	0	0	0	0	1	0	0	0	0	-			
3	DEMCKE, CAMILLE	1	0	0	0	.000	0	0	0	0	0	0	0	0	1	-			
4	WEST, SOPHIE	2	0	1	2	.500	0	0	0	0	0	0	0	0	0	-			
7	FURUKAWA, MCKENZIE	2	6	0	12	.500	0	1	0	0	0	0	0	0	0	-			
9	STROCKIS, JILL	3	0	0	0	.000	3	2	0	0	13	0	0	0	0	-			
10	KUTSCHKE, CARLY	2	1	1	3	.000	1	0	0	0	1	0	0	0	0	-			
11	BALDIO, CAT	3	3	3	11	.000	0	0	0	0	1	0	0	0	0	-			
15	CANULLI, NATALIE	1	0	0	0	.000	0	0	0	0	0	0	0	0	0	-			
18	MCKENNON, MCKENZIE	3	0	0	0	.000	0	0	1	1	9	0	0	0	1	-			
19	MCKNIGHT, MADISON	3	0	0	0	.000	8	0	0	0	3	0	0	1	1	-			
Team																			
Totals		3	38	20	104	.173	38	3	2	4	45	2	4	2	6	-			
Team Attack By Set		TOTAL TEAM BLOCKS: 4.0																	
Set		K	E	TA	Pct	SET SCORES										1	2	3	Team Records:
1		13	9	40	.100	Boston College (0)										20	18	21	13-13 (3-11 ACC)
2		13	8	34	.147	Virginia Tech (3)										25	25	25	14-12 (5-9 ACC)
3		12	3	30	.300														

WHERE THEY AT

- Tech has 16 players on the squad who represent 12 states and one international country (Italy).
- Virginia is where the most players are from on the team, making up 18.8 percent.



LAST TIME vs. SYRACUSE

- Jaila Tolbert had her best match of the season, registering a season-high 21 kills on a .400 clip.
- Kaity Smith recorded her eighth double-double of the season, owning 13 kills and 11 digs.
- The Orange had their A-game at the net, though, delivering 19 blocks to force 39 Tech attack errors.

VT		Volleyball Box Score The Automated ScoreBook Syracuse vs Virginia Tech (Nov 02, 2018 at Blacksburg, Va.)												ACC						
#	Syracuse	Attack			Pct	Ast	Serve			Block			BH	Pts						
		S	K	E			TA	SA	SE	RE	BS	BA			BE					
2	Dana Vaseby	4	0	0	0	.000	17	0	0	0	5	0	0	0	-					
7	Ella Saada	4	9	1	22	.364	0	0	2	0	5	0	3	0	0	-				
9	Christina Ovwale	4	1	2	10	.100	0	0	0	0	0	0	0	4	0	0	-			
11	Polina Shevanova	4	13	9	32	.250	0	2	0	1	12	0	3	0	0	-				
12	Amber Witherspoon	4	10	0	18	.556	0	0	0	0	0	0	2	12	1	0	-			
19	Saritita Ebangene	4	1	0	15	.233	1	2	0	0	4	0	3	0	0	-				
3	Anastasiya Gorelina	1	0	0	0	.000	0	0	0	0	0	0	0	0	0	0	-			
4	Allah Bowlin	4	0	0	0	.000	5	1	1	0	12	0	0	0	0	0	-			
5	Elena Karalash	4	0	0	0	.000	0	0	0	0	0	0	0	0	0	0	-			
6	Kendra Lukacs	1	0	0	3	.000	0	0	0	0	0	0	0	1	0	0	-			
13	Yulia Shadrina	4	0	0	0	.000	3	2	1	3	1	4	1	0	0	-				
14	Jalissa Trotter	4	1	0	1	1.000	21	1	3	0	8	0	1	0	1	-				
16	Marisa Levandva	1	0	0	0	.000	0	0	0	0	0	0	0	1	0	0	-			
Totals		4	45	10	109	.321	44	9	8	2	49	3	32	2	1	-				
Team Attack By Set		TOTAL TEAM BLOCKS: 19.0																		
Set		K	E	TA	Pct	SET SCORES										1	2	3	4	Team Records:
1		9	4	26	.192	Syracuse (3)										25	23	25	25	15-7, 11-3 ACC
3		11	3	29	.276	Virginia Tech (1)										16	25	20	10	13-12, 4-9 ACC
4		14	0	23	.609															

STATES/COUNTRY

- Virginia (3)
 - #10 Kylie Thomas
 - #16 Jennifer Williams
 - #21 Melody Caloyannides
- Georgia (2)
 - #9 Rhegan Mitchell
 - #11 Sarah Jane Lynch
- Calif., Ind., Ky., Mich., Minn., N.C., Nev., Ohio, Okla., W.Va. (1)
 - #1 Kaity Smith (Ky.)
 - #4 Jaila Tolbert (Minn.)
 - #5 Carol Raffety (Calif.)
 - #6 Angel Robinson (Okla.)
 - #7 Tessa Wyner (W.Va.)
 - #13 Peyton Yelich (Ind.)
 - #19 Marisa Cerchio (Ohio)
 - #20 Abby McKinzie (Mich.)
 - #22 Kai Young (N.C.)
 - #23 Talyn Jackson (Nev.)
- Italy (1)
 - #14 Ester Talamazzi

#FuelTheFire



"We're not there yet. We know we have a lot of work to do, but we're fueling it every single day," Wilson said in a recent radio interview with ESPN Blacksburg. "I can tell you that my players have been here the last part of the summer, and just the whole feel and the atmosphere of the culture is pretty incredible in a year's time. That's really what our theme represents. Our fans ... will see that. There is going to be a big change in the confidence and the culture that is happening. It's really, really exciting to be a part of." –

Head volleyball coach **Jill Wilson**



DOUBLING DOWN

- Outside hitter Kaity Smith owns eight double-double on the season, with the most recent coming versus Syracuse on Nov. 2, registering 13 kills and 11 digs. *(More on page 9)*
- Last season, Smith turned in five double-doubles meaning she has already topped that mark and owns 13 in her career.
- Fellow outside hitter Ester Talamazzi has had six double-doubles this year, with two of those being ironically on the same day - Sept. 7 against IUPUI and Ohio. She had two in weekend against Wake Forest and Duke, and is coming off one versus Virginia on Nov. 9.

RPI INFO

- The NCAA released the Ratings Percentage Index on Monday, its fifth release of the season.
- Tech came in at No. 128, the 11th-best in the ACC, ahead of No. 171 North Carolina, No. 182 Boston College, No. 218 Wake Forest and No. 221 Virginia.
- The ACC has seven teams in the top 50, with Pitt (9), Florida State (32), Syracuse (33), Louisville (36), Duke (41), Miami (Fla.) (48) and Notre Dame (49).
- Among the Power Five, the ACC is tied with the Big Ten for the second-most teams (8) in the top 50. The Pac-12 (9), SEC (5) and Big 12 (3) round out the rest.
- The Hokies finished with the No. 183 RPI in 2017, which was the 12th-best in the ACC topping Virginia (197), Boston College (227) and Clemson (258).

BLOCK PARTY

- Sophomore Marisa Cerchio averaged 0.33 blocks per set her first year in the maroon and orange, playing a reserve role at middle blocker.
- With three matches in a starter role opening weekend, Cerchio tallied at least four blocks per match at the Charlotte Invitational.
- The Ohio native's 1.73 blocks per set was the top mark in the ACC after opening weekend. Cerchio currently owns a 1.05 clip, the 11th-best mark in the conference.

BLOCK PARTY II

- Tech recorded 34 blocks opening weekend and won the block battle in all three matches against its opponents in Charlotte. Out of Tech's 31 matches last fall, it only won the block battle nine times.
- Of the nine matches, it went 5-4 in those contests. This year, Tech is 12-1.

THE FIRST ONE IS THE SWEETEST

- Tech's coach Jill Wilson downed rival Virginia 3-1 on Sept. 27, 2017, earning Wilson's first-ever ACC win and the Hokies' first league win of '17.
- A few days later, Virginia Tech AD Whit Babcock gave Coach Wilson an embroidered volleyball, signifying the first conference win for her, which was a little sweeter over a rival.
- The two teams compete every year in the Commonwealth Clash and the win gave Tech half a point. Later in November, it won again, getting the full point, helping Tech win 12.5-8.5.

RACKING IT UP

- With trips to the states of North Carolina, Ohio and Texas for nonconference tournaments, the Hokies racked up over 3,500 miles of travel.
- The closest of the three trips was to Charlotte, North Carolina (173 miles one way).

THE SCHEDULE

- Tech's opponents in 2018: 14 registered winning seasons, nine collected 20 or more wins and eight finished inside the top 50 RPI last fall.
- The ACC sent six teams to the NCAA Tournament in 2017, including Pitt, Florida State, Louisville, Miami (Fla.), NC State and Notre Dame. Tech will face all six teams this season, with four of the six matches being on the road.

TOLBERT REPS ACC

- Jaila Tolbert was selected as the ACC's lone Student-Athlete Advisory Committee (SAAC) representative on the National Division I SAAC.
- She will vote on proposals regarding welfare for student-athletes - mental health, time demands and more. Tolbert enters her second year of the two-year term and is Tech's first ever.

TECH OPENERS

- Head Coach Jill Wilson became just the second coach in Tech history to begin her first two opening weekends with a perfect 6-0 record.
- Chris Riley went 6-0 in 2006 and '07, while the previous next best was Greg Smith (4-2) in 2000 and '01.

MATCH-BY-MATCH STARTERS

Opponent	Date	MB	MB	OH	OH	RS	S	L
USC Upstate (W, 3-0)	Aug. 24	Marisa Cerchio	Kai Young	Ester Talamazzi	Kaity Smith	Jaila Tolbert	Rhegan Mitchell	Carol Raffety
Presbyterian (W, 3-0)	Aug. 25	Marisa Cerchio	Kai Young	Ester Talamazzi	Kaity Smith	Jaila Tolbert	Rhegan Mitchell	Carol Raffety
Charlotte (W, 3-2)	Aug. 25	Marisa Cerchio	Kai Young	Ester Talamazzi	Kaity Smith	Jaila Tolbert	Rhegan Mitchell	Carol Raffety
William & Mary (W, 3-0)	Aug. 31	Marisa Cerchio	Kai Young	Ester Talamazzi	Kaity Smith	Jaila Tolbert	Rhegan Mitchell	Carol Raffety
Campbell (W, 3-0)	Aug. 31	Marisa Cerchio	Kai Young	Ester Talamazzi	Kaity Smith	Jaila Tolbert	Rhegan Mitchell	Carol Raffety
Robert Morris (W, 3-1)	Sept. 1	Marisa Cerchio	Kai Young	Ester Talamazzi	Kaity Smith	Jaila Tolbert	Talyn Jackson	Carol Raffety
IUPUI (W, 3-1)	Sept. 7	Marisa Cerchio	Kai Young	Ester Talamazzi	Kaity Smith	Jaila Tolbert	Rhegan Mitchell	Carol Raffety
Ohio (W, 3-1)	Sept. 7	Marisa Cerchio	Kai Young	Ester Talamazzi	Kaity Smith	Jaila Tolbert	Rhegan Mitchell	Carol Raffety
Samford (L, 3-0)	Sept. 8	Marisa Cerchio	Kai Young	Ester Talamazzi	Kaity Smith	Jaila Tolbert	Rhegan Mitchell	Carol Raffety
No. 18 Baylor (L, 3-0)	Sept. 15	Marisa Cerchio	Kai Young	Ester Talamazzi	Kaity Smith	Jaila Tolbert	Rhegan Mitchell	Carol Raffety
UTSA (L, 3-1)	Sept. 16	Marisa Cerchio	Kai Young	Ester Talamazzi	Kaity Smith	Jaila Tolbert	Rhegan Mitchell	Carol Raffety
No. 9 Pitt (L, 3-0)	Sept. 21	Marisa Cerchio	Kai Young	Ester Talamazzi	Kaity Smith	Jaila Tolbert	Rhegan Mitchell	Carol Raffety
Virginia (W, 3-0)	Sept. 23	Marisa Cerchio	Kai Young	Ester Talamazzi	Kaity Smith	Jaila Tolbert	Rhegan Mitchell	Carol Raffety
North Carolina (W, 3-0)	Sept. 28	Marisa Cerchio	Kai Young	Ester Talamazzi	Kaity Smith	Kyle Thomas	Rhegan Mitchell	Carol Raffety
NC State (L, 3-1)	Sept. 30	Marisa Cerchio	Kai Young	Ester Talamazzi	Kaity Smith	Jaila Tolbert	Rhegan Mitchell	Carol Raffety
Georgia Tech (W, 3-0)	Oct. 5	Marisa Cerchio	Kai Young	Ester Talamazzi	Kaity Smith	Jaila Tolbert	Rhegan Mitchell	Carol Raffety
Clemson (L, 3-0)	Oct. 7	Marisa Cerchio	Kai Young	Ester Talamazzi	Kaity Smith	Jaila Tolbert	Rhegan Mitchell	Carol Raffety
No. 22 Louisville (L, 3-0)	Oct. 12	Marisa Cerchio	Kai Young	Ester Talamazzi	Kaity Smith	Jaila Tolbert	Rhegan Mitchell	Carol Raffety
Notre Dame (L, 3-0)	Oct. 14	Marisa Cerchio	Kai Young	Ester Talamazzi	Kaity Smith	Jaila Tolbert	Rhegan Mitchell	Carol Raffety
Wake Forest (W, 3-2)	Oct. 19	Marisa Cerchio	Angel Robinson	Ester Talamazzi	Kaity Smith	Jaila Tolbert	Rhegan Mitchell	Carol Raffety
Duke (L, 3-2)	Oct. 21	Marisa Cerchio	Angel Robinson	Ester Talamazzi	Kaity Smith	Jaila Tolbert	Rhegan Mitchell	Carol Raffety
Miami (Fla.) (L, 3-0)	Oct. 26	Marisa Cerchio	Angel Robinson	Ester Talamazzi	Kaity Smith	Jaila Tolbert	Rhegan Mitchell	Carol Raffety
Florida State (L, 3-0)	Oct. 28	Marisa Cerchio	Angel Robinson	Ester Talamazzi	Kaity Smith	Jaila Tolbert	Rhegan Mitchell	Carol Raffety
Syracuse (L, 3-1)	Nov. 2	Marisa Cerchio	Angel Robinson	Ester Talamazzi	Kaity Smith	Jaila Tolbert	Rhegan Mitchell	Carol Raffety
Boston College (W, 3-0)	Nov. 4	Marisa Cerchio	Kai Young	Ester Talamazzi	Kaity Smith	Jaila Tolbert	Rhegan Mitchell	Carol Raffety
Virginia (L, 3-2)	Nov. 9	Marisa Cerchio	Kai Young	Ester Talamazzi	Kaity Smith	Jaila Tolbert	Rhegan Mitchell	Carol Raffety



CAREER HIGHS FOR DAYS

- Sophomore Kai Young, a native of Charlotte, North Carolina, put on for her city in the final match against her hometown 49ers.
- The middle blocker rewrote her career high for kills (13) and blocks (8). Her previous bests were seven in each department and that came in the same match against Boston College on Oct. 29, 2017.
- Middle blocker Marisa Cerchio had herself a day against the 49ers, too, tallying a line of 15 kills and 10 blocks to mark her first-ever double-double and both were career highs.
- Cerchio's top previous numbers were 12 kills against Virginia on Sept. 27, 2017, and three blocks versus Ole Miss on Sept. 1, 2017.

SMITH LIVED UP TO THE HYPE

- Kaity Smith was included on PrepVolleyball.com's list of Top Impact Freshmen last fall during the preseason.
- Smith was named to the PrepVolleyball.com top-five impact freshman from Week 1, after her incredible weekend in Milwaukee, and finished on the All-Freshmen Honorable Mention Team.

A DEBUT FOR THE AGES

- Kaity Smith placed her self in the record books on Aug. 25, 2017, when she led the Hokies to a 3-2 victory over Idaho State.
- Smith's 30 kills against the Bengals did the

following in Tech's storied history:

- Most ever in a debut.
- Second freshman in school history to have over 30 kills in a match in their first season. Virginia Tech Sports Hall of Famer Lisa Pikalek racked up 38 against Southern Miss on Nov. 7, 1992.
- Tied for the seventh-most kills in Hokie history.

SENIOR PROJECT

- Starting last season under coach Jill Wilson, she implemented the seniors to do a project throughout the fall. Last year's group embarked on collecting toys from fans at home matches and then later gave the toys to kids at the Carilion Clinic holiday party in Roanoke, Virginia.
- This year's seniors, made up of Rhagan Mitchell and Jaila Tolbert, who are the team's two captains as well, are collecting different items at Tech's home matches and will give the items at the end of the season to the Women's Resource Center of the New River Valley.
- Tolbert did an internship with the organization previously and thought it would be great to partner with them for their senior project.
- This weekend is the first weekend fans can give items to the donation box, in the pursuit of helping those in domestic violence situations.

SMITH'S ROOKIE CAMPAIGN

- Kaity Smith had quite the rookie campaign as the outside hitter sits fifth all-time in Tech history for kills per set by a freshman, passing Lindsey Owens kills per set mark of 2.85 set in 2013.

#	Name	Year	K/S
1.	Lisa Pikalek	1989	3.78
2.	Taylor Parrish	2006	3.73
3.	Sarah Muñoz	2005	3.46
4.	Annie Spicer	2001	3.30
5.	Kaity Smith	2017	3.25

MILESTONES

- Tech's freshman kills section in the record book got a dent thanks to Smith and Talamazzi.
- The OHs passed Rachel Julian (251 kills), Katie Esbrook (263) and Cara Baarendse (280).

#	Name	Year	Kills
1.	Lisa Pikalek	1989	499
2.	Taylor Parrish	2006	444
3.	Jennifer Schmidt	1992	368
4.	Sarah Muñoz	2005	356
5.	Lindsey Owens	2013	311
6.	Kaity Smith	2017	309
7.	Felicia Willoughby	2007	303
8.	Annie Spicer	2001	290
	Ester Talamazzi	2017	290
10.	Cara Baarendse	2009	280

TEAM MATCH-BY-MATCH

Date	Opponent	sp	attack				set			serve				recept			blocking			bhe	points	score		
			k	e	ta	pct	a	ta	pct	sa	se	ta	pct	re	ta	pct	dig	bs	ba				be	total
Aug 24, 2018	vs USC Upstate	3	44	10	86	.395	41	87	.471	3	5	74	.932	4	45	.911	40	0	18	2	9.0	2	-	3-0
Aug 25, 2018	vs Presbyterian	3	43	20	112	.205	39	112	.348	7	3	74	.959	1	51	.980	49	1	12	1	7.0	2	-	3-0
Aug 25, 2018	at Charlotte	5	69	35	178	.191	67	181	.370	4	6	104	.942	7	90	.922	81	1	34	4	18.0	0	-	3-2
Aug 31, 2018	WILLIAM & MARY	3	35	9	68	.382	28	64	.438	13	6	74	.919	2	37	.946	23	0	12	0	6.0	2	-	3-0
Aug 31, 2018	CAMPBELL	3	37	10	85	.318	35	83	.422	11	8	74	.892	2	46	.957	37	0	10	0	5.0	1	-	3-0
Sep 01, 2018	ROBERT MORRIS	4	59	25	150	.227	52	142	.366	13	9	96	.906	3	70	.957	69	0	12	0	6.0	1	-	3-1
Sep 07, 2018	vs IUPUI	4	56	17	137	.285	53	134	.396	7	7	95	.926	3	65	.954	58	5	18	0	14.0	0	-	3-1
Sep 07, 2018	at Ohio	4	58	16	127	.331	52	128	.406	5	12	98	.878	4	74	.946	56	0	16	0	8.0	0	-	3-1
Sep 08, 2018	vs Samford	3	26	14	86	.140	25	91	.275	0	6	56	.893	4	61	.934	34	1	6	1	4.0	0	-	0-3
Sep 11, 2018	VCU	3	43	12	103	.301	41	104	.394	4	4	74	.946	2	53	.962	39	1	14	0	8.0	0	-	3-0
Sep 15, 2018	vs Baylor	3	39	17	107	.206	38	108	.352	3	7	62	.887	6	72	.917	40	0	2	3	1.0	1	-	0-3
Sep 16, 2018	at UTSA	4	57	20	141	.262	54	145	.372	2	6	84	.929	4	84	.952	59	1	10	5	6.0	2	-	1-3
Sep 21, 2018	PITT	3	31	22	98	.092	27	96	.281	1	7	56	.875	6	69	.913	30	1	10	0	6.0	1	-	0-3
Sep 23, 2018	VIRGINIA	3	47	19	103	.272	43	102	.422	3	8	74	.892	0	56	1.000	42	1	14	1	8.0	1	-	3-0
Sep 28, 2018	NORTH CAROLINA	3	42	19	110	.209	40	107	.374	3	8	74	.892	2	49	.959	47	0	12	0	6.0	0	-	3-0
Sep 30, 2018	NC STATE	4	46	30	141	.113	43	139	.309	5	4	92	.957	2	84	.976	56	1	10	3	6.0	2	-	1-3
Oct 05, 2018	at Georgia Tech	3	42	11	103	.301	38	102	.373	10	7	73	.904	4	56	.929	48	0	18	3	9.0	1	-	3-0
Oct 07, 2018	at Clemson	3	34	20	93	.151	32	92	.348	1	6	55	.891	4	67	.940	23	1	8	3	5.0	3	-	0-3
Oct 12, 2018	at Louisville	3	24	14	89	.112	21	89	.236	0	4	57	.930	7	61	.885	32	0	12	2	6.0	0	-	0-3
Oct 14, 2018	at Notre Dame	3	31	19	95	.126	31	90	.344	3	3	50	.940	7	69	.899	38	1	6	3	4.0	0	-	0-3
Oct 19, 2018	WAKE FOREST	5	55	35	173	.116	51	169	.302	8	12	111	.892	7	92	.924	71	1	18	5	10.0	1	-	3-2
Oct 21, 2018	DUKE	5	59	26	161	.205	52	155	.335	8	7	110	.936	2	91	.978	74	3	12	3	9.0	0	-	2-3
Oct 26, 2018	at Miami	3	30	14	97	.165	30	101	.297	1	5	45	.889	8	68	.882	35	0	2	0	1.0	0	-	0-3
Oct 28, 2018	at Florida State	3	38	27	113	.097	37	111	.333	4	4	62	.935	2	66	.970	40	1	4	0	3.0	0	-	0-3
Nov 02, 2018	SYRACUSE	4	49	39	143	.070	46	143	.322	2	3	72	.958	9	89	.899	52	1	0	0	1.0	1	-	1-3
Nov 04, 2018	BOSTON COLLEGE	3	43	11	106	.302	43	107	.402	4	6	73	.918	3	59	.949	40	3	14	2	10.0	0	-	3-0
Nov 09, 2018	at Virginia	5	62	32	173	.173	60	174	.345	4	8	104	.923	8	99	.919	66	2	14	3	9.0	1	-	2-3
Opponents		95	1199	543	3178	.206	1119	3156	.355	129	171	2073	.918	113	1823	.938	1279	26	318	44	185.0	22	-	-
		95	1152	480	3095	.217	1092	3134	.348	113	199	2023	.902	130	1901	.932	1235	26	376	35	214.0	32	-	-

Sets played: 95
Kills per set: 12.62
Assists per set: 11.78

Service aces per set: 1.36
Digs per set: 13.46
Blocks per set: 1.95

Ball handling errors per set: 0.23
Reception errors per set: 1.19



PROGRAM HISTORY

First Year	1977
All-Time Record	740-656-3
Conference Champions	(1) 1972, Metro
Tournament Championships	None
NCAA Tournaments	(1) 2010
NIVC Tournaments (0) Steve Lowe Award,	1982
Postseason Record	1-1
Best record	(1992) 26-11
Best in NCAAs	(2010) 1-1
Players signed pro	12 since 2006

CASELL COLISEUM

Capacity	9,275
Opened	1962
Renovation	2017
Tech Record	376-171 (.687)
Attendance High in 2017	2,361
Winning Seasons	20

MILESTONES HUNT

75 Aces	Carol Raffety, 73
300 Blocks	Jaila Tolbert, 285
750 Points	Kaity Smith, 705
1,000 Kills	Jaila Tolbert, 988
1,500 Digs	Carol Raffety, 1,284
3,500 Assists	Rhegan Mitchell, 3,417

SCOUTING BOSTON COLLEGE

- Boston College (13-14, 3-12 ACC) is entering this weekend's matchup after falling at home to [RV] Louisville (20-7, 13-3 ACC) last Friday. Prior to last week, the Eagles fell twice in Chestnut Hill, first losing to Syracuse (16-7, 12-3 ACC) on Wednesday and then in straight sets to Virginia Tech (14-13, 5-10 ACC) on Sunday.
- After starting the year off with a perfect 9-0 record, the Eagles have lost 12 of their last 13 matches, dropping to being tied last in the ACC with North Carolina (7-18, 3-13 ACC). The Eagles' sole three league victories were recorded at home, as the Eagles own a 7-4 (.636) record when competing on their home floor at Power Gym.
- Head Coach Jason Kennedy enters his first season in Chestnut Hill after spending three seasons in Los Angeles with USC, two of which were as associate head coach. Kennedy helped lead the Trojans to three consecutive appearances in the NCAA Tournament, as they went 75-25 (.750) collectively during his term.
- Junior Makenzie Morrison ranks 10th among conference foes in average digs per set (3.61) and fellow junior Jane DeJarld is the lone Eagle to start every match this season (25), dishing out 6.08 assists per set.

SCOUTING SYRACUSE

- Syracuse (16-7, 12-3 ACC) is coming off a road victory over Georgia Tech (16-12, 5-10 ACC) last Sunday, winning in straight sets. Prior to last weekend, the Orange traveled to Boston College on Wednesday before playing host to Virginia Tech on Friday. Both contests resulted in 3-1 decisions in favor of the Orange.
- Riding a four-match winning streak, 'Cuse ranks fourth in the conference standings. Only a full match separates Syracuse from [RV] Florida State (17-8, 13-2 ACC), and only half a match from [RV] Louisville, for second and third place, respectively.
- Head Coach Leonid Yelin enters his seventh year in Syracuse and owns an overall record of 105-107 (.495) with the Orange, while ranking 26th nationally in victories among Division I coaches throughout his career. Yelin led the Orange to their first postseason appearance in program history last fall (quarterfinals, NIVC).
- All-ACC senior Santita Ebangwese leads the conference with a .408 hitting percentage, while also ranking seventh in the league in average blocks per set with 1.29. Freshman Polina Shemanova also sits atop of the conference, ranking second among competitors in average kills per set with a mark of 4.33.

OPPONENT MATCH-BY-MATCH

Date	Opponent	sp	attack				set			serve			recept			dig	blocking				bhe	points	score	
			k	e	ta	pct	a	ta	pct	sa	se	ta	pct	re	ta		pct	bs	ba	be				total
Aug 24, 2018	vs USC Upstate	3	26	25	99	.010	24	97	.247	4	3	48	.938	3	69	.957	28	0	4	3	2.0	0	-	3-0
Aug 25, 2018	vs Presbyterian	3	28	19	101	.089	26	107	.243	1	3	55	.945	7	71	.901	42	1	10	0	6.0	2	-	3-0
Aug 25, 2018	at Charlotte	5	49	22	164	.165	47	172	.273	7	8	98	.918	4	98	.959	63	5	22	7	16.0	0	-	3-2
Aug 31, 2018	WILLIAM & MARY	3	20	21	73	-.014	18	78	.231	2	4	41	.902	13	68	.809	21	2	0	2	2.0	0	-	3-0
Aug 31, 2018	CAMPBELL	3	27	22	92	.054	25	91	.275	2	5	51	.902	12	66	.818	33	0	6	0	3.0	0	-	3-0
Sep 01, 2018	ROBERT MORRIS	4	39	11	129	.217	36	135	.267	3	8	78	.897	13	87	.851	62	0	10	0	5.0	4	-	3-1
Sep 07, 2018	vs IUPUI	4	42	25	135	.126	40	138	.290	3	6	71	.915	7	88	.920	59	1	10	0	6.0	0	-	3-1
Sep 07, 2018	at Ohio	4	50	24	141	.184	46	137	.336	4	11	85	.871	5	86	.942	45	1	8	1	5.0	0	-	3-1
Sep 08, 2018	vs Samford	3	46	15	98	.316	43	96	.448	4	12	73	.836	0	50	1.000	40	1	10	2	6.0	0	-	0-3
Sep 11, 2018	VCU	3	36	24	102	.118	35	106	.330	2	3	56	.946	4	70	.943	40	0	14	0	7.0	0	-	3-0
Sep 15, 2018	vs Baylor	3	45	10	99	.354	42	97	.433	6	4	76	.947	3	55	.945	39	0	8	2	4.0	2	-	0-3
Sep 16, 2018	at UTSA	4	63	13	140	.357	59	139	.424	4	10	94	.894	2	78	.974	56	0	12	3	6.0	0	-	1-3
Sep 21, 2018	PITT	3	38	16	90	.244	38	89	.427	6	4	73	.945	1	49	.980	38	0	22	0	11.0	2	-	0-3
Sep 23, 2018	VIRGINIA	3	32	16	96	.167	31	98	.316	0	6	62	.903	3	66	.955	29	0	14	0	7.0	1	-	3-0
Sep 28, 2018	NORTH CAROLINA	3	27	21	103	.058	27	105	.257	2	9	58	.845	3	66	.955	41	0	12	1	6.0	0	-	3-0
Sep 30, 2018	NC STATE	4	57	24	146	.226	56	150	.373	2	12	96	.875	5	88	.943	59	0	14	1	7.0	1	-	1-3
Oct 05, 2018	at Georgia Tech	3	37	15	105	.210	34	109	.312	4	5	61	.918	10	66	.848	43	0	6	0	3.0	2	-	3-0
Oct 07, 2018	at Clemson	3	42	11	84	.369	40	86	.465	4	6	73	.918	1	49	.980	34	1	12	0	7.0	1	-	0-3
Oct 12, 2018	at Louisville	3	50	18	105	.305	49	101	.485	7	12	73	.836	0	53	1.000	38	2	4	0	4.0	1	-	0-3
Oct 14, 2018	at Notre Dame	3	44	9	94	.372	43	82	.524	7	4	73	.945	3	47	.936	40	0	26	2	13.0	0	-	0-3
Oct 19, 2018	WAKE FOREST	5	52	28	161	.149	49	161	.304	7	17	109	.844	8	99	.919	71	1	20	0	11.0	2	-	3-2
Oct 21, 2018	DUKE	5	70	25	177	.254	63	174	.362	2	14	105	.867	8	103	.922	64	1	30	2	16.0	3	-	2-3
Oct 26, 2018	at Miami	3	47	4	92	.467	43	101	.426	8	5	73	.932	1	39	.974	47	1	10	0	6.0	2	-	0-3
Oct 28, 2018	at Florida State	3	40	7	94	.351	38	97	.392	2	7	73	.904	4	58	.931	44	1	22	1	12.0	1	-	0-3
Nov 02, 2018	SYRACUSE	4	45	10	109	.321	44	115	.383	9	8	97	.918	2	69	.971	49	3	32	2	19.0	1	-	1-3
Nov 04, 2018	BOSTON COLLEGE	3	38	20	104	.173	38	110	.345	3	2	61	.967	4	67	.940	45	2	4	2	4.0	6	-	3-0
Nov 09, 2018	at Virginia	5	62	25	162	.228	58	163	.356	8	11	110	.900	4	96	.958	65	3	34	4	20.0	1	-	2-3
Virginia Tech		95	1152	480	3095	.217	1092	3134	.348	113	199	2023	.902	130	1901	.932	1235	26	376	35	214.0	32	-	-
		95	1199	543	3178	.206	1119	3156	.355	129	171	2073	.918	113	1823	.938	1279	26	318	44	185.0	22	-	-

Sets played: 95
Kills per set: 12.13
Assists per set: 11.49

Service aces per set: 1.19
Digs per set: 13.00
Blocks per set: 2.25

Ball handling errors per set: 0.34
Reception errors per set: 1.37



MATCH-BY-MATCH LEADERS

Opponent	Date	Kills	% (min. 12 A)	Assists	Aces	Digs	Blocks
USC Upstate (W, 3-0)	Aug. 24	14 - Smith	.636 - Tolbert	16 - Mitchell	2 - Talamazzi	9 - (2 players)	5 - (2 players)
Presbyterian (W, 3-0)	Aug. 24	13 - Smith	.480 - Smith	23 - Mitchell	3 - Cerchio	15 - Smith	4 - Cerchio
Charlotte (W, 3-2)	Aug. 25	15 - Cerchio	.300 - Tolbert	48 - Mitchell	1 - (4 players)	22 - Talamazzi	10 - Cerchio
William & Mary (W, 3-0)	Aug. 31	13 - Cerchio	.812 - Cerchio	12 - Mitchell	8 - Talamazzi	6 - Mitchell	4 - Cerchio
Campbell (W, 3-0)	Aug. 31	9 - Tolbert	.562 - Tolbert	15 - (2 players)	3 - Talamazzi	13 - Raffety	3 - Cerchio
Robert Morris (W, 3-1)	Sept. 1	17 - Smith	.429 - Cerchio	45 - Jackson	4 - McKinzie	21 - Raffety	5 - Robinson
IUPUI (W, 3-1)	Sept. 7	18 - Smith	.381 - Tolbert	38 - Mitchell	3 - (2 players)	13 - Talamazzi	9 - Cerchio
Ohio (W, 3-1)	Sept. 7	17 - Tolbert	.500 - Cerchio	42 - Mitchell	2 - Smith	14 - (2 players)	6 - Cerchio
Samford (L, 3-0)	Sept. 8	8 - Tolbert	.357 - Tolbert	19 - Mitchell	None	11 - Raffety	3 - Cerchio
VCU (W, 3-0)	Sept. 11	10 - (2 players)	.625 - Tolbert	36 - Mitchell	1 (4 players)	17 - Raffety	5 - Young
No. 18 Baylor (L, 3-0)	Sept. 15	17 - Smith	.409 - Tolbert	28 - Mitchell	1 - (3 players)	11 - Talamazzi	1 - (2 players)
No. 9 Pitt (L, 3-0)	Sept. 21	10 - Tolbert	.312 - Cerchio	25 - Mitchell	1 - Raffety	14 - Raffety	4 - Young
Virginia (W, 3-0)	Sept. 23	13 - Tolbert	.529 - Cerchio	42 - Mitchell	1 - (3 players)	11 - Smith	5 - Cerchio
North Carolina (W, 3-0)	Sept. 28	16 - Smith	.368 - Tolbert	30 - Mitchell	2 - Smith	14 - Raffety	4 - (2 players)
NC State (L, 3-1)	Sept. 30	14 - Tolbert	.344 - Tolbert	30 - Mitchell	3 - Talamazzi	20 - Raffety	3 - Cerchio
Georgia Tech (W, 3-0)	Oct. 5	12 - Smith	.233 - Smith	34 - Mitchell	3 - Talamazzi	14 - Smith	8 - Cerchio
Clemson (L, 3-0)	Oct. 7	13 - Smith	.346 - Smith	29 - Mitchell	1 - Raffety	8 - Smith	3 - Cerchio
No. 22 Louisville (L, 3-0)	Oct. 12	10 - (2 players)	.333 - Talamazzi	12 - Mitchell	None	9 - Raffety	4 - Tolbert
Notre Dame (L, 3-0)	Oct. 14	9 - Talamazzi	.214 - Cerchio	22 - Mitchell	1 - (3 players)	10 - Smith	3 - Cerchio
Wake Forest (W, 3-2)	Oct. 19	16 - Tolbert	.231 - Talamazzi	36 - Mitchell	2 - (3players)	26 - Raffety	6 - Cerchio
Duke (L, 3-2)	Oct. 21	19 - Tolbert	.260 - Tolbert	38 - Mitchell	3 - Raffety	20 - Raffety	5 - Robinson
Miami (Fla.) (L, 3-0)	Oct. 26	10 - Tolbert	.333 - Robinson	27 - Mitchell	1 - Talamazzi	12 - Raffety	1 - (2 players)
Florida State (L, 3-0)	Oct. 28	13 - Smith	.174 - Tolbert	35 - Mitchell	1 - (4 players)	13 - Raffety	2 - Tolbert
Syracuse (L, 3-1)	Nov. 2	21 - Tolbert	.400 - Tolbert	41 - Mitchell	1 - (2 players)	17 - Raffety	1 - Talamazzi
Boston College (W, 3-0)	Nov. 4	14 - Smith	.533 - Cerchio	37 - Mitchell	2 - Talamazzi	12 - Raffety	6 - Cerchio
Virginia (L, 3-2)	Nov. 9	17 - Smith	.282 - Tolbert	53 - Mitchell	2 - Raffety	22 - Raffety	6 - Tolbert

DOUBLE-DOUBLES COUNT

Who	What	When
Kaity Smith.....	13 K, 15 D.....	vs. Presbyterian (8/25)
Kaity Smith.....	14 K, 14 D.....	at Charlotte (8/25)
Marisa Cerchio.....	15 K, 10 B.....	at Charlotte (8/25)
Talyn Jackson.....	45 A, 13 D.....	vs. Robert Morris (9/1)
Kaity Smith.....	18 K, 12 D.....	vs. IUPUI (9/7)
Ester Talamazzi.....	10 K, 13 D.....	vs. IUPUI (9/7)
Ester Talamazzi.....	10 K, 10 D.....	at Ohio (9/7)
Kaity Smith.....	14 K, 14 D.....	at Ohio (9/7)
Kaity Smith.....	11 K, 11 D.....	vs. Virginia (9/23)
Kaity Smith.....	12 K, 14 D.....	at Georgia Tech (10/5)
Ester Talamazzi.....	11 K, 11 D.....	at Georgia Tech (10/5)
Ester Talamazzi.....	13 K, 20 D.....	Wake Forest (10/19)
Ester Talamazzi.....	14 K, 17 D.....	Duke (10/21)
Kaity Smith.....	17 K, 15 D.....	Duke (10/21)
Rhegan Mitchell.....	38 A, 13 D.....	Duke (10/21)
Kaity Smith.....	13 K, 11 D.....	Syracuse (11/2)
Ester Talamazzi.....	11 K, 10 D.....	at Virginia (11/9)

TEAM, PLAYER & OPPONENT HIGHS

Kills	
Team	69 at Charlotte (8/25)
Player	Jaila Tolbert - 21 vs. Syracuse (11/2)
Opponent	70 - Duke (10/21)
Attack Percentage	
Team	.395, 44-10-86 vs. USC Upstate (8/25)
Player (min. 12 kills)	Marisa Cerchio - .812, 13-0-16 vs. William & Mary (8/31)
Opponent	.467, 47-4-92 - Miami (Fla.) (10/26)
Assists	
Team	67 at Charlotte (8/25)
Player	Rhegan Mitchell - 53 at Virginia (11/9)
Opponent	63 - Duke (10/21)
Service Aces	
Team	13 (2x) last vs. Robert Morris (9/1)
Player	Ester Talamazzi - 8 vs. William & Mary (8/31)
Opponent	9 - Syracuse (11/2)
Digs	
Team	81 at Charlotte (8/25)
Player	Carol Raffety - 26 vs. Wake Forest (10/19)
Opponent	71 - Wake Forest (10/19)
Total Blocks	
Team	18 at Charlotte (8/25)
Player	Marisa Cerchio - 10 at Charlotte (8/25)
Opponent	20 - Virginia





Jill WILSON

- Second season at Virginia Tech
- 16th as a coach in Division I
- Produced 15 All-SEC players and '02 ACC Player of the Year
- Averaged 20-plus wins per year at LSU (10 years)

The Wilson File

PERSONAL

BORN: May 6, 1979

HOMETOWN: Richmond, Texas

FAMILY: Husband, Jared

COACHING RECORD AT VIRGINIA TECH: 24-34 (2nd year)

CAREER HEAD COACHING RECORD: 24-34 (.414)

EDUCATION

LSU - Bachelor of Science - Business Admin., 2001

JOINED TECH STAFF: Jan. 12, 2017

YEARS OF COLLEGIATE HEAD COACHING: 1

YEARS OF COLLEGIATE COACHING: 15

COACHING HISTORY

2017- Virginia Tech (Head Coach)

2013-16 LSU (Associate Head Coach)

2007-12 LSU (Assistant Coach)

2006-07 Wake Forest (Assistant Coach)

2002-05 North Carolina (Assistant Coach)

2001-02 Tennessee-Martin (Graduate Assistant)

PLAYING HISTORY

1997-00 LSU (outside hitter)

4-year letterwinner and starter

Ranked 6th in the SEC with 23 service aces senior year

Appeared in the 2000 SEC Tournament finals

POSTSEASON EXPERIENCE

LSU 2014 (First Round - Eugene, Ore.)

Defeated Oklahoma, Loss to Oregon

2013 (First Round - Seattle, Wash.)

Defeated Michigan, Loss to Washington

2010 (First Round - Norman, Okla.)

Loss to Tulsa

2009 (First Round - Baton Rouge, La.)

Defeated Tulane, Loss to Texas A&M

2008 (First Round - Los Angeles, Calif.)

Loss to UCLA

2007 (First Round - Austin, Texas)

Defeated New Mexico State, Loss to Texas

UNC 2002 (Regionals - Lincoln, Neb.)

Defeated Winthrop, South Carolina at home

Loss to Hawai'i

Jill Lytle Wilson was named the head coach of the Virginia Tech volleyball program on January 12, 2017, and enters her second year in Blacksburg.

In her first season as the head coach of the Hokies in 2017, Wilson guided Jaila Tolbert to second-team All-ACC after she owned the highest hitting percentage in the conference for non-middle blockers. Tolbert, a right-side hitter, hit more than .300 in 20 matches and earned Virginia Sports Information Directors (VaSID) all-state honors.

Wilson also was key in the development of Kaity Smith, who was named to the ACC All-Freshman Team, as well as the VaSID Freshman of the Year. Smith started the season breaking a school record, putting down 30 kills in her debut – a program first.

Picking up two wins over Virginia in her first season, Wilson contributed to a full point in the Virginia529 Commonwealth Clash. Wilson led Tech to two nonconference tournament titles her opening season, winning the Pepsi Panther Invitational and A-State Invitational. At the A-State Invitational, the Hokies took down Arkansas State and SMU, two teams that won 20-plus matches and earned a bid to the National Invitational Volleyball Championship (NIVC).

Wilson joined the Hokies after an extremely successful run on the bench at LSU where, as the recruiting coordinator, she signed five top-30 recruiting classes according to PrepVolleyball.com. She also helped lead the Tigers to six NCAA Tournament appearances and the 2009 SEC Championship, as well as 25-win seasons in 2007, 2009 and 2010. The Tigers averaged over 20 wins per season during her time on the LSU staff.

"We are excited to welcome Jill and her husband, Jared, to Virginia Tech," Virginia Tech Director of Athletics Whit Babcock said after the announcement of her hiring. "Jill served as an integral component of an LSU program that became a perennial NCAA tournament team during her tenure in the highly-competitive Southeastern Conference. We heard from some of the most respected coaches in the country about Jill's many talents, and their sentiments were very consistent that the school that recruited her away from her alma mater was going to be fortunate to have Jill lead their volleyball program."

Along with her reputation as a staunch recruiter, Wilson helped produce 15 All-SEC selections, four American Volleyball Coaches Association All-South Region First Team picks and an AVCA First Team All-American and SEC Player of the Year in middle blocker Brittnee Cooper.

No stranger to the ACC, Wilson was an assistant at North Carolina from 2002-04 before serving as the top assistant at Wake Forest in 2006. She coached two All-Americans, an ACC Player of the Year and helped lead the Tar Heels to the 2002 regular season ACC Championship and an NCAA Sweet Sixteen appearance. With the Demon Deacons, Wilson trained outside and right side hitters along with assisting in recruiting prospective student-athletes and organizing all team travel.

Wilson broke into coaching in 2001 as a graduate assistant coach at Tennessee-Martin. The Skyhawks finished the campaign with a 24-7 record and won the Ohio Valley Conference regular season championship.

A four-year starter at outside hitter at LSU from 1997-2000, Wilson ranked sixth in the SEC with 23 service aces during her senior campaign that also saw the Tigers appear in the 2000 SEC Tournament finals.

Wilson exemplified the Virginia Tech spirit of Ut Prosim while she was a student-athlete. She was the Tigers' representative on the women's at-large SEC Good Works Team in 1999-00 and she was named the LSU Student-Athlete Volunteer of the Year in 2000.

The Richmond, Texas native graduated from LSU with a B.S. in business administration with concentration in pre-law. While at UT-Martin, Wilson pursued graduate studies in health and human performance.






CAROL RAFFETY

Junior | 5-11
L/DS | Novato, Calif.

High School/Club Team
Marin Catholic | Absolute

Major: Criminology

5



ANGEL ROBINSON

Freshman | 6-0
MB | Norman, Okla.

High School/Club Team
Norman North | Peak

Major: University Studies

6

Hokie Invitational All-Tournament Team

AT THE NET

- Currently No. 7 all-time in program history for career digs.
- Has scooped up 122 digs her last seven matches, averaging 4.36 digs per set, and has seven 20-plus digs matches this fall.
- Tallied 22 digs, three assists and two aces vs. Virginia (11/9).
- Collected 12 digs vs. BC (11/4) & 17 vs. Syracuse (11/2).
- Had 20 digs and a season-high three aces vs. Duke (10/21).
- Season-high 26 digs and two aces vs. Wake Forest (10/19).
- Registered 13 digs, including her 1,000th career dig in the third set to become the 18th Hokie to ever accomplish the feat, and three assists versus IUPUI (9/7).
- Collected a season-high 21 digs against Robert Morris (9/1).
- Played in all 31 matches in 2017.
- Scooped up 10-plus digs in 18 straight matches.
- Broke the freshman digs record with 481 in 2016, a mark that had been held by Amanda Cloyd since 2004.

SEASON HIGHS

Kills 1 (2x)
Hitting percentage 1.00 vs. Virginia (9/23/18)
Assists 7 vs. USC Upstate (8/25/18)
Aces 3 vs. Duke (10/21/18)
Digs 26 vs. Wake Forest (10/19/18)
Blocks 1 at Florida State (10/14/16)

CAREER HIGHS

Kills 9 at Florida State (10/14/16)
Hitting percentage 1.00 (2x)
Assists 7 (2x)
Aces 4 at Milwaukee (8/26/17)
Digs 28 vs. Appalachian State (8/26/16)
Blocks 1 at Florida State (10/14/16)

2018 MATCH-BY-MATCH STATS

Date	Opponent	sets	kills	aces	assists	digs	blocks	team	
Aug 24, 2018	vs USC Upstate	3	0	0	7	15	4	0	
Aug 25, 2018	vs Presbyterian	3	0	0	0	0	0	0	
Aug 25, 2018	at Charlotte	5	0	0	4	11	364	1	
Aug 31, 2018	WILLIAM & MARY	3	0	0	0	0	0	0	
Aug 31, 2018	CAMPBELL	3	0	0	0	0	0	0	
Sep 01, 2018	ROBERT MORRIS	4	0	0	0	0	0	0	
Sep 07, 2018	vs IUPUI	4	1	0	3	333	3	6	
Sep 07, 2018	at Ohio	4	0	0	0	0	0	0	
Sep 08, 2018	vs Sanford	3	0	0	0	0	0	0	
Sep 11, 2018	VSU	3	0	0	0	0	0	0	
Sep 15, 2018	vs Baylor	3	0	0	0	0	0	0	
Sep 16, 2018	at UTSA	4	0	0	0	0	0	0	
Sep 21, 2018	PITT	3	1	0	1	1000	0	9	
Sep 23, 2018	VIRGINIA	3	0	0	0	0	0	0	
Sep 28, 2018	NORTH CAROLINA	3	0	0	0	0	0	0	
Sep 30, 2018	NC STATE	4	0	0	0	0	0	0	
Oct 05, 2018	at Georgia Tech	3	0	0	0	0	0	0	
Oct 07, 2018	at Clemson	3	0	0	0	0	0	0	
Oct 12, 2018	at Louisville	3	0	0	0	0	0	0	
Oct 14, 2018	at Notre Dame	2	0	0	0	0	0	0	
Oct 19, 2018	WAKE FOREST	5	0	1	1	1000	2	15	
Oct 21, 2018	DUKE	5	0	0	0	0	0	0	
Oct 26, 2018	at Miami	3	0	0	0	0	0	0	
Oct 28, 2018	at Florida State	3	0	0	0	0	0	0	
Nov 02, 2018	SYRACUSE	3	0	0	0	0	0	0	
Nov 04, 2018	at Florida State	3	0	0	0	0	0	0	
Nov 07, 2018	SYRACUSE	4	0	0	0	0	0	0	
Nov 09, 2018	BOSTON COLLEGE	3	0	0	0	0	0	0	
Nov 09, 2018	at Virginia	5	0	0	0	0	0	0	
		94	2	1	8	122	83	292	394

Sets played: 94
Service aces per set: 0.22
Digs per set: 3.86
Assists per set: 0.88

AT THE NET

- Appeared in two sets against Syracuse (11/4).
- Has had five or more kills in her last three matches, her best three-match kill total of the season (16).
- Registered five kills and a block against Florida State (10/28).
- Posted a career-high six kills versus Miami (Fla.) (10/26).
- Notched four career highs against Duke (10/21), tallying five kills, a .571 hitting percentage, a dig and six blocks.
- Collected three kills and four blocks vs. Wake Forest (10/19).
- Played in two sets and started the third frame against Clemson (10/7), recording a block.
- Tied her career high in kills with three along with one block against UTSA (9/16).
- Recorded her best match to date, posting three kills and five blocks, both career highs, versus Robert Morris (9/1).
- Tallied her first-ever ace against William & Mary (8/31).
- Put down the first kill of her career versus Presbyterian (8/25).
- Debut came against USC Upstate (8/24) in the season opener, tallying a block.
- Four-year letterwinner coached by Stephanie Kane at North Norman.
- Guided North Norman to the OSSAA 6A State Championship matches two years in a row, finishing runner-up in 2016 and 2017.
- Also led the Timberwolves to an unblemished record in conference play and a 31-4 overall record in 2017.
- 2017 OSSAA All-State Big West selection.
- 2017 OSSAA All-State Tournament Team selection.
- Team captain in 2017.

SEASON/CAREER HIGHS

Kills 6 at Miami (10/26/18)
Hitting percentage571 vs. Duke (10/21/18)
Assists 1 vs. William & Mary (8/31/18)
Digs 1 vs. Duke (10/21/18)
Blocks 6 vs. Duke (10/21/18)

2018 MATCH-BY-MATCH STATS

Date	Opponent	sets	kills	aces	assists	digs	blocks	team
Aug 24, 2018	vs USC Upstate	3	0	0	0	0	0	0
Aug 25, 2018	vs Presbyterian	1	0	0	0	0	0	0
Aug 25, 2018	at Charlotte	5	0	0	0	0	0	0
Aug 31, 2018	WILLIAM & MARY	1	0	0	0	0	0	0
Sep 01, 2018	ROBERT MORRIS	4	3	0	0	0	0	0
Sep 07, 2018	vs Sanford	2	0	1	3	333	0	0
Sep 16, 2018	at UTSA	4	3	0	0	0	0	0
Oct 07, 2018	at Clemson	2	0	1	3	333	0	0
Oct 12, 2018	at Louisville	1	0	0	0	0	0	0
Oct 14, 2018	at Notre Dame	3	1	0	2	500	0	0
Oct 19, 2018	WAKE FOREST	5	3	1	1	1000	0	0
Oct 21, 2018	DUKE	5	5	1	7	571	0	0
Oct 26, 2018	at Miami	3	6	2	12	333	0	0
Oct 28, 2018	at Florida State	3	5	4	12	083	0	0
Nov 02, 2018	SYRACUSE	3	0	0	0	0	0	0
Nov 04, 2018	at Florida State	3	0	0	0	0	0	0
Nov 07, 2018	SYRACUSE	3	1	0	19	79	1	1
Nov 09, 2018	BOSTON COLLEGE	3	0	0	0	0	0	0
Nov 09, 2018	at Virginia	5	0	0	0	0	0	0
		31	27	19	79	101	0	1

Sets played: 37
Service aces per set: 0.03
Digs per set: 0.03
Blocks per set: 0.59





TESSA WYNER

Freshman | 5-11
OH | Charleston, W.Va.

High School/Club Team
George Washington | River Cities Thunder

Masters: Biology

7

AT THE NET

- Tied her career high in kills (3) against Virginia (11/9).
- Played in two sets of action against Syracuse (11/2),
- Tied her career-high three digs against Miami (Fla.).
- Notched her career highs in three categories, including kills (3), digs (3) and hitting percentage (.400) at Clemson (10/7).
- Set a then-career-high two digs versus UTSA (9/16).
- Scooped up a dig against Baylor (9/15).
- Played in a set against Samford (9/8), getting an attack.
- Appeared in a set against William & Mary.
- Debut came versus Presbyterian (8/25), posting an assist.
- Four-year varsity letterwinner coached by Missy Smith at George Washington.
- Three-time West Virginia Gatorade Player of the Year.
- Two-time West Virginia Sports Writers Association Player of the Year.
- Mountain State Athletic Conference Player of the Year.
- Four-time first-team All-State selection.
- Led George Washington to a WVSSAC state championship.
- MaxPreps Underclassmen All-American.
- PrepVolleyball All-American.
- Guided her club team to winning USA 18 Nationals, the first time a team from West Virginia had ever done so.
- Captain.

SEASON/CAREER HIGHS

Kills 3 (2x)
Hitting percentage......400 at Clemson (10/7/18)
Assists......1(2x)
Aces.....
Digs 3 (2x)
Blocks.....

Date	Opponent	sp	k	e	ta	ptc	a	sa	se	la	ptc	re	rs	ta	ptc	bl	bs	ba	be	total	pts	hlt%	score		
Aug 25, 2018	vs Presbyterian	1	0	1	2	-500	0	0	0	0	0.000	1	2	500	0	0	0	0	0	0	0	0	-	-205	3-0
Aug 31, 2018	WILLIAM & MARY	1	0	0	0	0.000	0	0	0	0	0.000	0	0	0	0	0	0	0	0	0	0	0	-	-382	3-0
Aug 31, 2018	MIAMI-FLA	1	0	0	0	0.000	0	0	0	0	0.000	0	0	0	0	0	0	0	0	0	0	0	-	-140	0-3
Sep 15, 2018	vs Baylor	1	0	1	2	-500	0	0	0	0	0.000	1	1	000	1	1	0	0	0	0	0	0	-	-206	0-3
Sep 16, 2018	at UTSA	1	0	0	1	000	0	0	0	0	0.000	0	0	0	0	0	0	0	0	0	0	0	-	-262	1-3
Oct 07, 2018	at Clemson	2	3	1	5	-400	0	0	0	0	0.000	1	3	667	0	1	1	0	0	0	0	0	-	-151	0-3
Oct 26, 2018	at Miami	1	0	0	4	000	0	0	0	0	0.000	0	1	3	667	0	2	1	0	0	0	0	-	-165	0-3
Nov 02, 2018	SYRACUSE	2	0	1	5	-200	0	0	0	0	0.000	0	0	0	0	0	0	0	0	0	0	0	-	-070	1-3
Nov 09, 2018	at Virginia	4	3	1	14	-143	1	1	1	1	1.000	0	0	0	0	0	0	0	0	0	0	0	-	-173	2-3
		14	6	5	34	-028	2	7	298	0	2	9	778	2	6	667	10	0	0	0	0	0	-	-	

Sets played: 14
Kills per set: 0.43
Assists per set: 0.14
Digs per set: 0.71



RHEGAN MITCHELL (like Ronald Reagan)

r-Senior | 5-8
S | Peachtree City, Ga.

High School/Club Team
McIntosh | Tsunami

Major: Human Nutrition, Exercise
(like Ronald Reagan)

9

**2017-18 ACC All-Academic Honor Roll
Pepsi Panther Invitational MVP
Pepsi Panther Invitational All-Tournament Team
A-State Invitational All-Tournament Team**

AT THE NET

- Had a season-high 53 assists and nine digs vs. Virginia (11/9).
- Near double-double (41A/8D) versus Syracuse (10/28).
- Double-double (38A/14D), her first this fall, vs. Duke (10/21).
- Career-high six blocks and 29 assists against Clemson (10/7).
- Dished out 48 assists and collected nine digs, five blocks and four kills against Charlotte (8/25).
- Played in all 31 matches with 29 starts in 2017.
- Set a career-high 65 assists in the opener against Idaho State.
- Was one of only six players in the ACC to own more than 1,000 assists on the year, the first Hokie since 2013 to do so.
- Racked up a team-high eight double-doubles last fall.

SEASON HIGHS

Kills4 (2x)
Hitting percentage......800 vs. VCU (9/11/18)
Assists53 at Virginia (9/11/18)
Aces2 vs. Campbell (8/31/18)
Digs14 vs. Duke (10/21/18)
Blocks6 at Georgia Tech (10/5/18)

CAREER HIGHS

Kills6 vs. Miami (11/19/17)
Hitting percentage......1.00 vs. Idaho State (8/25/17)
Assists......65 vs. Idaho State (8/25/17)
Aces......2 (2x)
Digs......15 vs. Clemson (10/16/15)
Blocks......6 at Georgia Tech (10/5/18)

2018 MATCH-BY-MATCH STATS

Date	Opponent	sp	k	e	ta	ptc	a	sa	se	la	ptc	re	rs	ta	ptc	bl	bs	ba	be	total	pts	hlt%	score			
Aug 24, 2018	vs USC Upstate	*3	1	0	3	-333	14	37	-378	0	0	14	1000	0	0	0	0	0	0	0	0	0	2	-	-395	3-0
Aug 25, 2018	vs Presbyterian	*3	0	0	0	0.000	23	50	-460	0	0	15	1000	0	0	0	0	0	0	0	0	0	1	-	-205	3-0
Aug 25, 2018	at Charlotte	*5	4	0	8	500	48	129	-372	0	0	1	13	923	0	0	0	0	0	0	0	0	0	-	-191	3-2
Aug 31, 2018	WILLIAM & MARY	*3	0	0	0	0.000	12	31	-367	1	0	8	1000	0	0	0	0	0	0	0	0	0	1	-	-382	3-0
Aug 31, 2018	CAMPBELL	*3	0	0	0	0.000	15	41	-366	2	0	13	1000	0	0	0	0	0	0	0	0	0	0	-	-318	3-0
Sep 07, 2018	vs IUPUI	*4	0	0	0	0.000	38	89	-427	0	0	1	19	947	0	1	1	0	0	0	0	0	0	-	-285	3-1
Sep 07, 2018	at Ohio	*4	2	0	6	-333	42	91	-462	1	0	18	1000	0	0	0	0	0	0	0	0	0	0	-	-331	3-1
Sep 08, 2018	vs Samford	*3	1	0	3	-333	19	62	-336	0	0	2	13	946	0	1	1	0	0	0	0	0	0	-	-140	0-3
Sep 11, 2018	VCU	*3	4	0	5	800	36	89	-404	1	0	8	1000	0	0	0	0	0	0	0	0	0	0	-	-301	3-0
Sep 15, 2018	vs Baylor	*3	0	1	5	-200	28	76	-368	0	0	1	10	900	0	1	1	0	0	0	0	0	0	-	-206	0-3
Sep 16, 2018	at UTSA	*3	2	1	4	-200	43	115	-374	0	0	20	1000	0	0	0	0	0	0	0	0	0	0	-	-252	1-3
Sep 21, 2018	PITT	*3	1	0	5	-200	25	75	-333	0	0	0	12	1000	0	0	0	0	0	0	0	0	0	-	-092	0-3
Sep 23, 2018	VIRGINIA	*3	1	1	4	000	42	88	-477	0	0	12	1000	0	0	0	0	0	0	0	0	0	0	-	-272	3-0
Sep 28, 2018	NORTH CAROLINA	*3	3	1	7	000	36	105	-374	0	0	0	19	929	0	0	0	0	0	0	0	0	0	-	-208	3-0
Sep 30, 2018	NC STATE	*4	2	1	6	-167	30	93	-323	0	0	1	12	917	0	0	0	0	0	0	0	0	0	-	-113	1-3
Oct 05, 2018	at Georgia Tech	*3	1	0	2	-500	34	83	-410	0	0	7	1000	0	0	0	0	0	0	0	0	0	0	-	-301	3-0
Oct 07, 2018	at Clemson	*3	1	1	7	000	29	81	-358	0	0	3	12	750	0	0	0	0	0	0	0	0	0	-	-151	0-3
Oct 12, 2018	at Louisville	*3	1	0	2	-500	12	55	-218	0	0	0	9	1000	0	0	0	0	0	0	0	0	0	-	-112	0-3
Oct 14, 2018	at Notre Dame	*3	0	0	2	000	22	27	-815	1	0	8	1000	0	0	0	0	0	0	0	0	0	0	-	-126	0-3
Oct 19, 2018	WAKE FOREST	*3	0	0	3	000	35	85	-407	0	0	10	1000	0	0	0	0	0	0	0	0	0	0	-	-116	3-2
Oct 21, 2018	DUKE	*5	0	1	4	-250	38	104	-365	1	0	22	1000	0	1	1	0	0	0	0	0	0	0	-	-205	2-3
Oct 26, 2018	at Miami	*3	1	0	6	-167	27	80	-338	0	2	8	750	0	0	0	0	0	0	0	0	0	0	-	-165	0-3
Oct 28, 2018	at Florida State	*3	0	0	3	000	35	85	-407	0	0	10	1000	0	0	0	0	0	0	0	0	0	0	-	-097	0-3
Nov 02, 2018	SYRACUSE	*4	3	1	7	-288	41	117	-350	0	0	1	16	938	0	0	0	0	0	0	0	0	0	-	-070	1-3
Nov 04, 2018	BOSTON COLLEGE	*3	0	0	4	000	37	91	-407	0	0	11	1000	0	0	0	0	0	0	0	0	0	0	-	-302	3-0
Nov 09, 2018	at Virginia	*3	2	0	6	-333	53	144	-388	0	1	19	947	0	0	0	0	0	0	0	0	0	0	-	-173	2-3
Totals		91	32	9	104	-221	609	2126	-381	7	14	342	959	0	5	1000	160	1	31	8	32	0	14	-	-	

Sets played: 91
Kills per set: 0.35
Assists per set: 0.89
Service aces per set: 0.08
Digs per set: 1.76
Blocks per set: 0.35



KYLIE THOMAS

Sophomore | 5-7
L/DS | Sterling, Va.

High School/Club Team
Dulles | Potomac Falls

Major: National Security, Foreign Affairs

10

2017-18 ACC Academic Honor Roll

AT THE NET

- Had three digs vs. BC (11/4) and five digs vs. Syracuse (11/2).
- Tied her season-high 10 digs and two aces vs. Duke (10/21).
- Posted her second-most assists of the season with three and had seven digs versus UTSA (9/16).
- Had seven digs and a career-high three aces vs. IUPUI (9/7).
- Scooped up a season-high 10 digs, the second-most of her career, and recorded two assists against Robert Morris (9/1).
- Posted eight digs and a career-high four assists in the season opener versus USC Upstate (8/24).
- Played in 20 matches, drawing one start in 2017.
- Debut at the college level came against Ole Miss, where she tallied a service ace and one dig.
- Followed it up with her best match of the season, posting a career-high 13 digs and two assists versus Arkansas State.

SEASON HIGHS

Kills
Hitting percentage.....
Assists.....4 vs. USC Upstate (8/24/18)
Aces3 vs. IUPUI (9/17/18)
Digs.....10 (2x)
Blocks.....

CAREER HIGHS

Kills
Hitting percentage.....
Assists.....4 vs. USC Upstate (8/24/18)
Aces3 vs. IUPUI (9/17/18)
Digs.....13 at Arkansas State (9/1/17)
Blocks.....

2018 MATCH-BY-MATCH STATS

Date	Opponent	sp	k	e	ta	pct	a	sa	se	la	pct	re	ta	pct	dig	bl	ba	bb	total	bhe	points	team	hlf%	score				
Aug 24, 2018	vs USC Upstate	3	0	0	0	.000	4	7	571	1	1	8	8	875	0	10	1,000	8	0	0	0	0	0	0	-	395	3-0	
Aug 25, 2018	vs Presbyterian	3	0	0	0	.000	1	6	167	1	0	8	1,000	0	10	1,000	6	0	0	0	0	0	0	0	0	-	205	3-0
Aug 25, 2018	at Charlotte	3	0	0	0	.000	1	4	250	1	0	27	1,000	1	17	941	6	0	0	0	0	0	0	0	0	-	181	3-2
Aug 31, 2018	WILLIAM & MARY	3	0	0	0	.000	1	6	203	0	1	6	833	1	7	857	3	0	0	0	0	0	0	0	0	-	282	3-0
Aug 31, 2018	CAMPBELL	3	0	0	0	.000	0	1	000	1	0	13	1,000	0	8	1,000	4	0	0	0	0	0	0	0	0	-	318	3-0
Sep 01, 2018	ROBERT MORRIS	4	0	0	0	.000	2	4	500	1	1	12	917	0	5	1,000	10	0	0	0	0	0	0	0	0	-	227	3-1
Sep 07, 2018	vs IUPUI	4	0	0	0	.000	0	2	000	3	1	18	944	0	3	1,000	7	0	0	0	0	0	0	0	0	-	265	3-1
Sep 07, 2018	at Ohio	4	0	0	0	.000	0	3	000	0	2	17	882	1	10	900	6	0	0	0	0	0	0	0	0	-	331	3-1
Sep 08, 2018	vs Samford	3	0	0	0	.000	0	0	000	0	0	9	1,000	0	14	1,000	0	0	0	0	0	0	0	0	0	-	140	0-3
Sep 11, 2018	VCU	3	0	0	0	.000	0	1	000	0	1	12	917	0	12	1,000	4	0	0	0	0	0	0	0	0	-	395	3-0
Sep 15, 2018	vs Baylor	3	0	0	0	.000	0	1	000	0	0	11	1,000	0	0	0	0	0	0	0	0	0	0	0	0	-	206	0-3
Sep 16, 2018	at UTSA	4	0	0	0	.000	3	4	750	0	1	15	933	1	11	969	7	0	0	0	0	0	0	0	0	-	262	1-3
Sep 21, 2018	PITT	3	0	0	0	.000	0	2	000	0	0	11	1,000	0	1	1,000	2	0	0	0	0	0	0	0	0	-	092	0-3
Sep 23, 2018	VIRGINIA	2	0	0	0	.000	0	0	000	0	2	6	667	0	1	1,000	4	0	0	0	0	0	0	0	0	-	272	3-0
Sep 28, 2018	NORTH CAROLINA	*3	0	0	0	.000	2	5	400	0	0	9	1,000	0	9	1,000	5	0	0	0	0	0	0	0	0	-	209	3-0
Sep 30, 2018	NC STATE	4	0	0	0	.000	0	3	000	1	0	13	1,000	0	7	1,000	7	0	0	0	0	0	0	0	0	-	113	1-3
Oct 05, 2018	at Georgia Tech	3	0	0	0	.000	1	4	250	2	1	19	947	1	9	889	2	0	0	0	0	0	0	0	0	-	301	3-0
Oct 07, 2018	at Clemson	3	0	0	0	.000	1	3	333	0	0	7	1,000	0	9	1,000	3	0	0	0	0	0	0	0	0	-	151	0-3
Oct 12, 2018	at Louisville	3	0	0	0	.000	0	0	000	0	0	9	1,000	1	13	923	3	0	0	0	0	0	0	0	0	-	112	0-3
Oct 14, 2018	at Notre Dame	3	0	0	0	.000	0	14	000	0	1	8	875	1	23	957	4	0	0	0	0	0	0	0	0	-	126	0-3
Oct 19, 2018	WAKE FOREST	5	0	0	0	.000	1	4	250	2	1	20	950	1	16	938	10	0	0	0	0	0	0	0	0	-	116	3-2
Oct 21, 2018	DUKE	6	0	0	0	.000	0	2	000	1	0	13	1,000	1	27	963	4	0	0	0	0	0	0	0	0	-	205	2-3
Oct 26, 2018	at Miami	3	0	0	0	.000	0	14	000	0	1	8	875	1	23	957	4	0	0	0	0	0	0	0	0	-	126	0-3
Oct 28, 2018	at Florida State	3	0	0	0	.000	0	2	000	0	0	5	1,000	0	1	1,000	2	0	0	0	0	0	0	0	0	-	165	0-3
Nov 02, 2018	SYRACUSE	3	0	0	0	.000	0	2	000	1	0	10	1,000	2	8	750	5	0	0	0	0	0	0	0	0	-	070	1-3
Nov 04, 2018	BOSTON COLLEGE	4	0	0	0	.000	0	3	000	1	1	12	917	0	4	1,000	3	0	0	0	0	0	0	0	0	-	302	3-0
		84	0	0	0	.000	18	81	222	16	14	288	951	12	247	951	123	0	0	0	0	0	0	0	0	-		

Sets played: 84
Assists per set: 0.21
Service aces per set: 0.19
Digs per set: 1.46
Blocks per set: 0.00



SARAH JANE LYNCH

Freshman | 6-2
S | Roswell, Ga.

High School/Club Team
Mount Pisgah Christian | A5

Major: General Engineering

11

AT THE NET

- Registered two digs against Virginia (11/9).
- Tallied one ace and two digs versus Boston College (11/4).
- Recorded two digs against Syracuse (11/2)/
- Posted once ace and a dig versus Florida State (10/28).
- Scooped up one dig in five sets against Duke (10/21).
- Registered an ace and a dig against Notre Dame (10/14).
- Achieved a career-high two aces against Georgia Tech (10/5).
- Tallied a dig against NC State (9/30).
- Notched a career-high three digs vs. North Carolina (9/28).
- Recorded her first career dig, an impressive pancake, against Virginia (9/23).
- Saw two sets of action against then-No. 9 Pitt (9/21).
- Laid in her first collegiate match against UTSA (9/16).
- Three-year letterwinner coached by Leah Longoria at Mount Pisgah Christian.
- Named to the Class of 2018 Senior Aces Top 150.
- First team GHSA All-State in 2016.
- Honorable mention GHSA All-State in 2014.
- Two-time All-Area selection.
- Team MVP in 2016 and 2014.
- Guided A5 to the 2016 USA Volleyball National Championship crown in 16-U Open Division, while being named to the all-tournament team.
- Tabbed AAU All-American in 2016 after leading A5 to the AAU National Championship in 2016.
- Three-year member of the National Honor Society.
- Georgia Certificate of Merit Scholar.

SEASON/CAREER HIGHS

Kills
Hitting percentage.....
Assists.....
Aces.....2 at Georgia Tech (10/5/18)
Digs.....3 vs. North Carolina (9/28/18)
Blocks.....

2018 MATCH-BY-MATCH STATS

Date	Opponent	sp	k	e	ta	pct	a	sa	se	la	pct	re	ta	pct	dig	bl	ba	bb	total	bhe	points	team	hlf%	score				
Sep 16, 2018	at UTSA	1	0	0	0	.000	0	0	000	0	0	1	1,000	0	0	0	0	0	0	0	0	0	0	0	-	262	1-3	
Sep 21, 2018	PITT	2	0	0	0	.000	0	0	000	0	0	4	1,000	0	0	0	0	0	0	0	0	0	0	0	-	092	0-3	
Sep 23, 2018	VIRGINIA	2	0	0	0	.000	0	0	000	0	0	5	1,000	0	0	0	0	0	0	0	0	0	0	0	-	272	3-0	
Sep 28, 2018	NORTH CAROLINA	3	0	0	0	.000	0	0	000	0	0	15	1,000	0	0	0	0	0	0	0	0	0	0	0	-	209	3-0	
Sep 30, 2018	NC STATE	4	0	0	0	.000	0	0	000	0	1	11	938	0	0	0	0	0	0	0	0	0	0	0	0	-	113	1-3
Oct 05, 2018	at Georgia Tech	3	0	0	0	.000	0	1	000	2	0	10	1,000	0	0	0	0	0	0	0	0	0	0	0	0	-	301	3-0
Oct 07, 2018	at Clemson	3	0	0	0	.000	0	0	000	0	1	8	875	0	0	0	0	0	0	0	0	0	0	0	0	-	151	0-3
Oct 12, 2018	at Louisville	3	0	0	0	.000	0	0	000	0	1	9	889	0	0	0	0	0	0	0	0	0	0	0	0	-	112	0-3
Oct 14, 2018	at Notre Dame	3	0	0	0	.000	0	0	000	1	1	9	889	0	0	0	0	0	0	0	0	0	0	0	0	-	126	0-3
Oct 19, 2018	WAKE FOREST	5	0	0	0	.000	0	2	000	0	1	10	900	0	0	0	0	0	0	0	0	0	0	0	0	-	116	3-2
Oct 21, 2018	DUKE	6	0	0	0	.000	0	0	000	0	0	12	1,000	0	0	0	0	0	0	0	0	0	0	0	0	-	205	2-3
Oct 26, 2018	at Miami	3	0	0	0	.000	0	0	000	0	0	6	1,000	0	0	0	0	0	0	0	0	0	0	0	0	-	165	0-3
Oct 28, 2018	at Florida State	3	0	0	0	.000	0	0	000	1	0	11	1,000	0	0	0	0	0	0	0	0	0	0	0	0	-	097	0-3
Nov 02, 2018	SYRACUSE	3	0	0	0	.000	0	0	000	0	0	9	1,000	0	0	0	0	0	0	0	0	0	0	0	0	-	070	1-3
Nov 04, 2018	BOSTON COLLEGE	3	0	0	0	.000	0	0	000	1	0	9	1,000	0	0	0	0											



KAI YOUNG

Sophomore | 5-11
MB | Charlotte, N.C.

High School/Club Team
Charlotte Christian | Carolina Union

Major: Public Relations

22

AT THE NET

- Posted five kills and four blocks against rival Virginia (11/9).
- Earned her first start since Oct. 14, recording four kills and three blocks versus Boston College (11/4).
- Tallied a kill and four blocks against then-No. 9 Pitt (9/21).
- Had her second-most blocks of the season (5) vs. VCU (9/11).
- Played her best match yet against Charlotte (8/25), posting two career highs – 13 kills, eight blocks.
- Played in 17 matches, drawing two starts in 2017.
- Set two then-career highs with seven kills and seven blocks vs. Boston College.
- Played volleyball and ran track at Charlotte Christian.
- Father, Bryant Young, played football at Notre Dame and was a 14-year NFL veteran with the San Francisco 49ers, earning four Pro Bowls and a XXIX Super Bowl ring. He currently coaches the defensive line for the Atlanta Falcons.
- Mother ran track at Notre Dame.

SEASON HIGHS

Kills 13 at Charlotte (8/25/18)
 Hitting percentage.....571 vs. VCU (9/11/18)
 Assists..... 1 (2x)
 Aces.....
 Digs 1 (8x)
 Blocks.....8 at Charlotte (8/25/18)

CAREER HIGHS

Kills 13 at Charlotte (8/25/18)
 Hitting percentage.....1.00 (3x)
 Assists..... 1 (2x)
 Aces.....
 Digs 1 (8x)
 Blocks.....8 at Charlotte (8/25/18)

2018 MATCH-BY-MATCH STATS

Date	Opponent	sp	k	e	ta	sa	se	ta	pr	re	ta	pr	di	bs	ba	be	total	bhe	points	team	
Aug 24, 2018	vs USC Upstate	3	6	2	13	338	0	1	0.000	0	0	0.000	0	0	3	0	3.0	0	-	395	3-0
Aug 25, 2018	vs Presbyterian	*3	5	5	14	000	0	1	0.000	0	0	0.000	1	0	3	0	3.0	0	-	205	3-0
Aug 25, 2018	at Charlotte	*3	13	5	27	296	0	0	0.000	0	0	0.000	0	5	1	0.000	0	-	191	3-2	
Aug 31, 2018	WILLIAM & MARY	*3	3	2	8	125	0	0	0.000	0	0	0.000	0	2	0	2.0	0	-	362	3-0	
Aug 31, 2018	CAMPBELL	*3	5	1	13	308	0	0	0.000	0	0	0.000	0	2	0	2.0	0	-	318	3-0	
Sep 07, 2018	ROBERT MORRIS	*1	1	3	8	333	0	0	0.000	0	0	0.000	0	0	0	0.0	0	-	227	3-1	
Sep 07, 2018	vs IUPUI	*4	6	2	13	308	0	1	0.000	0	0	0.000	1	0	5	0	5.0	0	-	285	3-1
Sep 07, 2018	at Ohio	*4	3	1	8	250	0	1	0.000	1	1	0.000	0	0	2	0	2.0	0	-	331	3-1
Sep 08, 2018	vs Sanford	*2	0	2	2	1000	0	0	0.000	0	0	0.000	0	0	1	0	1.0	0	-	140	0-3
Sep 11, 2018	VCU	*3	4	0	7	571	0	0	0.000	0	0	0.000	0	5	0	5.0	0	-	301	3-0	
Sep 15, 2018	vs Baylor	*3	0	0	1	000	0	0	0.000	0	0	0.000	1	0	0	2	0.0	0	-	206	0-3
Sep 16, 2018	at UTAH	*3	0	0	1	000	1	1	1.000	0	0	0.000	0	0	0	1	0.0	0	-	262	1-3
Sep 21, 2018	PITT	*3	1	1	6	000	0	1	0.000	0	0	0.000	1	0	4	0	4.0	0	-	052	0-3
Sep 23, 2018	VIRGINIA	*3	4	1	8	375	0	0	0.000	0	0	0.000	1	0	3	1	3.0	0	-	272	3-0
Sep 28, 2018	NORTH CAROLINA	*3	2	0	4	500	1	2	500	0	0	0.000	0	0	4	0	4.0	0	-	209	3-0
Sep 30, 2018	NC STATE	*4	5	3	13	154	0	0	0.000	0	0	0.000	0	2	3	2.0	0	-	113	1-3	
Oct 05, 2018	at Georgia Tech	*3	2	1	5	200	0	1	0.000	0	0	0.000	0	0	1	1.0	0	-	301	3-0	
Oct 07, 2018	at Clemson	*2	0	2	4	500	0	0	0.000	0	0	0.000	0	0	0	3	0.0	0	-	151	0-3
Oct 12, 2018	at Louisville	*2	0	0	3	000	0	0	0.000	0	0	0.000	1	0	3	1	3.0	0	-	112	0-3
Oct 14, 2018	at Notre Dame	*1	1	0	2	500	0	0	0.000	0	0	0.000	0	0	2	0	0.0	0	-	126	0-3
Nov 02, 2018	SYRACUSE	*4	2	1	4	250	0	0	0.000	0	0	0.000	0	0	0	0	0.0	0	-	070	1-3
Nov 04, 2018	BOSTON COLLEGE	*3	4	1	10	300	0	0	0.000	0	0	0.000	0	3	2	3.0	0	-	302	3-0	
Nov 09, 2018	at Virginia	*3	5	5	11	000	0	1	0.000	0	0	0.000	1	2	2	4.0	0	-	173	2-3	
		69	72	38	183	186	2	10	200	0	0	0.000	1	9	889	8	2	53	19	55.0	0

Sets played: 69
Kills per set: 1.04
Assists per set: 0.03
Digs per set: 0.12
Blocks per set: 0.80



TALYN JACKSON (TAL-lynn)

Freshman | 5-11
S | Gardnerville, Nev.

High School/Club Team
Douglas | Silve State

Major: Unviersity Studies

23

AT THE NET

- Has had exactly nine assists in three consecutive matches.
- Owned nine assists vs. Wake Forest (10/19) and Duke (10/21).
- Had nine assists, one dig and a block at Notre Dame (10/14).
- Collected three assists and one dig at then-No. 22 Louisville (10/12).
- Posted eight assists, three digs and a block vs. NC State (9/30).
- Recorded nine assists, two digs and a kill versus IUPUI (9/7).
- Filled in for setter Rhegan Mitchell against Robert Morris (9/1), drawing her first start and did not disappoint by posting 45 assists, 13 digs, two aces – all career highs – and two blocks.
- Collected 15 assists, two kills and a dig versus Campbell (8/31).
- Set a career-high four blocks and posted 11 assists against William & Mary (8/31).
- Tallied 11 assists and a two blocks against Charlotte (8/25).
- Had nine assists, a kill, dig and block vs. Presbyterian (8/25).
- Dished out 16 assists and put down four kills in her debut against USC Upstate (8/24).
- Enrolled in January, practicing with the team this past spring and playing in its scrimmages.
- Four-year varsity letterwinner at Douglas HS.
- Named to the Class of 2018 Senior Aces Top 150.
- Tabbed Soph79 by PrepVolleyball.com.
- USA Volleyball High Performance Indoor Girls' Select National A1 Team member.
- NIAA All-State selection.
- NIACC All-State 4A Academic Team.
- 2017 All-League Player of the Year.

SEASON/CAREER HIGHS

Kills 4 (x2)
 Hitting percentage.....1.00 vs. Campbell (8/31/18)
 Assists45 vs. Robert Morris (9/1/18)
 Aces.....2 vs. Robert Morris (9/1/18)
 Digs..... 13 vs. Robert Morris (9/1/18)
 Blocks.....4 vs. William & Mary (8/31/18)

2018 MATCH-BY-MATCH STATS

Date	Opponent	sp	k	e	ta	sa	se	ta	pr	re	ta	pr	di	bs	ba	be	total	bhe	points	team			
Aug 24, 2018	vs USC Upstate	3	4	0	5	800	16	24	667	0	0	0.000	0	0	1	2	1.0	0	-	395	3-0		
Aug 25, 2018	vs Presbyterian	3	1	0	5	200	9	34	266	0	0	0.000	0	0	1	1	1.0	1	-	205	3-0		
Aug 25, 2018	at Charlotte	2	0	0	2	000	11	23	476	0	0	0.000	0	0	0	2	0.0	0	-	191	3-2		
Aug 31, 2018	WILLIAM & MARY	3	1	0	2	500	11	20	559	0	0	0.000	0	0	4	0	4.0	0	-	382	3-0		
Aug 31, 2018	CAMPBELL	3	2	0	2	1000	15	30	500	0	0	0.000	1	0	0	0	0.0	1	-	318	3-0		
Sep 01, 2018	ROBERT MORRIS	*4	4	2	7	286	45	114	356	2	0	0.000	0	0	0	2	0.0	2	-	227	3-1		
Sep 07, 2018	vs IUPUI	4	1	0	4	250	9	29	310	0	0	0.000	0	0	0	0	0.0	0	-	285	3-1		
Sep 07, 2018	at Ohio	1	0	1	2	500	3	10	300	0	0	0.000	0	0	0	0	0.0	0	-	331	3-1		
Sep 08, 2018	vs Sanford	2	0	0	0	000	0	5	000	0	0	0.000	0	0	0	0	0.0	0	-	140	0-3		
Sep 30, 2018	NC STATE	2	1	0	2	500	8	30	267	0	0	2.000	0	0	0	0	0.0	0	-	113	1-3		
Oct 12, 2018	at Louisville	1	0	0	1	000	3	13	231	0	0	2.000	0	0	0	0	0.0	0	-	112	0-3		
Oct 14, 2018	at Notre Dame	3	1	0	3	000	9	19	300	0	0	0.000	1	0	1	0	1.0	0	-	126	0-3		
Oct 19, 2018	WAKE FOREST	3	1	0	3	333	9	24	375	0	0	0.000	2	0	2	2	2.0	1	-	116	3-2		
Oct 21, 2018	DUKE	3	1	0	3	333	9	24	375	0	0	0.000	0	0	0	0	0.0	0	-	205	2-3		
Totals		35	16	3	41	311	157	396	396	2	0	22.000	0	0	0.000	0	0.000	21	0	15	4	15.0	5

Sets played: 35
Kills per set: 0.46
Assists per set: 4.49
Service aces per set: 0.06
Digs per set: 0.77
Blocks per set: 0.43



2018 NCAA STATS

Statistic	National Rank	Conference Rank	Value	National Leader	Value	Conference Leader	Value
Aces Per Set (334 ranked)	117	5	1.36	Denver	2.11	Miami (FL)	1.56
Assists Per Set (334 ranked)	166	12	11.78	Fla. Atlantic	14.64	Pittsburgh	13.80
Blocks Per Set (334 ranked)	194	15	1.95	Stanford	3.35	Syracuse	3.06
Digs Per Set (334 ranked)	283	9	13.46	Northern Ky.	19.83	Notre Dame	16.47
Hitting Percentage (334 ranked)	142	9	0.206	BYU	0.331	Pittsburgh	0.299
Kills Per Set (334 ranked)	163	12	12.62	Fla. Atlantic	15.40	Pittsburgh	14.60
Match W-L Pctg. (334 ranked)	165	11	0.519	BYU	1.000	Pittsburgh	0.963
Opp Hitting Percentage (334 ranked)	244	9	0.217	Nebraska	0.133	Notre Dame	0.160
Team Assists (334 ranked)	237	12	1,119	Bryant	1,622	Louisville	1,330
Team Attacks Per Set (334 ranked)	284	10	33.45	Northern Ky.	41.29	Notre Dame	38.05
Team Digs (334 ranked)	298	9	1,279	Bradley	2,149	Notre Dame	1,581
Team Kills (334 ranked)	241	12	1,199	Bryant	1,735	Louisville	1,419
Team Service Aces (334 ranked)	162	5	129	Alcorn	212	Louisville	141
Team Total Attacks (334 ranked)	291	10	3,178	Bryant	4,751	Notre Dame	3,653
Team Total Blocks (334 ranked)	233	14	185.0	Cleveland St.	317.5	Syracuse	281.5

Statistic	Player	National Rank	Conference Rank	Value	National Leader	Value	Conference Leader	Value
Aces Per Set (150 ranked)	Ester Talamazzi	97	4	0.35	Mariena Hayden, UNLV	0.88	Haley Templeton, Miami (FL)	0.42
Assists Per Set (150 ranked)	Rhegan Mitchell	143	8	8.89	Ivone Martinez, Fla. Atlantic	12.60	Wilma Rivera, Louisville	11.15
Attacks Per Set (150 ranked)					Lindsey Ruddins, UC Santa Barbara	14.65	Jemma Yeadon, Notre Dame	11.15
Blocks Per Set (300 ranked)	Marisa Cerchio	163	12	1.05	Tami Alade, Stanford	1.75	Taryn Knuth, Florida St.	1.68
Digs Per Set (150 ranked)					Kallie Seimet, Bowling Green	6.69	Ryann DeJarld, Notre Dame	5.05
Hitting Percentage (150 ranked)					Sharonda Pickering, FGCU	0.439	Santita Ebangwese, Syracuse	0.408
Kills Per Set (150 ranked)	Kaity Smith	125	5	3.52	Jordan Thompson, Cincinnati	6.22	Payton Caffrey, Florida St.	4.35
Kills SG Highs (0 ranked)								
Points (149 ranked)					Jordan Thompson, Cincinnati	793.0	Payton Caffrey, Florida St.	467.0
Points Per Set (150 ranked)	Kaity Smith	129	5	3.91	Jordan Thompson, Cincinnati	6.90	Payton Caffrey, Florida St.	4.92
Service Aces (128 ranked)	Ester Talamazzi	116	4	33	Mariena Hayden, UNLV	91	Molly Sauer, Louisville	38
Total Assists (150 ranked)					Taylor Anderton, Samford	1,332	Gabby Easton, Clemson	1,149
Total Attacks (150 ranked)					Jordan Thompson, Cincinnati	1,565	Mariana Brambilla, Georgia Tech	1,071
Total Blocks (198 ranked)	Marisa Cerchio	187	9	100	Veronica Marin, Little Rock	177	Taryn Knuth, Florida St.	160
Total Digs (299 ranked)	Carol Raffety	241	6	363	Kallie Seimet, Bowling Green	702	Ryann DeJarld, Notre Dame	485
Total Kills (149 ranked)					Jordan Thompson, Cincinnati	715	Payton Caffrey, Florida St.	413
Triple Doubles (18 ranked)					Margherita Bianchin, FIU	5	Andie Shelton, Duke	4
					Mason Rooney, Davidson	5		
					Taylor Smith, Eastern Ill.	5		



2018 BOX SCORES



Volleyball Box Score
The Automated ScoreBook
USC Upstate vs Virginia Tech (Aug 24, 2018 at Charlotte, N.C.)



#	USC Upstate	Attack				Ast	Serve			Block				Pts		
		S	K	E	TA		Pct	SA	SE	RE	Dig	BS	BA		BE	BH
5	HAAKE, Madison	3	2	2	8	.000	19	1	0	0	8	0	1	0	0	-
6	PHILLIPS, Lauren	3	7	6	24	-.042	1	1	1	0	6	0	0	0	0	-
7	DUNCAN, Payton	3	4	5	20	-.050	1	0	0	0	3	0	0	0	0	-
8	DEMPSEY, Lily	2	1	4	8	-.375	0	2	1	0	2	0	1	0	0	-
11	RUSSELL, Emily	3	7	4	21	-.143	0	0	0	0	1	0	0	2	0	-
15	KIRKPATRICK, McKenna	3	4	2	13	-.154	0	0	1	1	0	2	1	0	0	-
2	MARCUM, Mackenzie	3	0	0	0	.000	3	0	1	1	6	0	0	0	0	-
3	DEAVILLE, Morgan	1	0	0	0	.000	0	0	1	0	0	0	0	0	0	-
12	LAUER, Mackenzie	2	1	2	5	-.200	0	0	0	0	1	0	0	0	0	-
Totals		3	26	25	99	.010	24	4	3	3	28	0	4	3	0	-

Team Attack By Set

Set	K	E	TA	Pct
1	7	10	30	-.100
2	12	6	33	.182
3	7	9	36	-.056

TOTAL TEAM BLOCKS: 2.0

SET SCORES **1 2 3** **Team Records:**

USC Upstate (0)	14	18	15	0-1
Virginia Tech (3)	25	25	25	1-0

#	Virginia Tech	Attack				Ast	Serve			Block				Pts		
		S	K	E	TA		Pct	SA	SE	RE	Dig	BS	BA		BE	BH
1	Kaity Smith	3	14	1	22	.591	0	0	1	0	4	0	2	0	0	-
4	Jaila Tolbert	3	7	0	11	.636	0	0	0	0	3	0	5	0	0	-
9	Rhegan Mitchell	3	1	0	3	.333	14	0	0	0	9	0	0	0	2	-
14	Ester Talamazzi	3	7	4	19	-.158	0	2	1	1	9	0	1	0	0	-
19	Marisa Cerchio	3	5	3	12	-.167	0	0	1	0	0	0	5	0	0	-
22	Kai Young	3	6	2	13	.308	0	0	0	0	0	0	3	0	0	-
5	Carol Raffety	3	0	0	1	.000	7	0	1	2	5	0	0	0	0	-
6	Angel Robinson	1	0	0	0	.000	0	0	0	0	0	0	1	0	0	-
10	Kylie Thomas	3	0	0	0	.000	4	1	1	0	8	0	0	0	0	-
20	Abby McKinzie	3	4	0	5	.800	0	0	0	1	1	0	0	0	0	-
23	Talyn Jackson	3	4	0	5	.800	16	0	0	0	1	0	1	2	0	-
Totals		3	44	10	86	.395	41	3	5	4	40	0	18	2	2	-

Team Attack By Set

Set	K	E	TA	Pct
1	13	3	25	.400
2	17	3	33	.424
3	14	4	28	.357

TOTAL TEAM BLOCKS: 9.0

Site: Charlotte, N.C. (Halton Arena)
Date: Aug 24, 2018 Attend: 1411 Time: 1:05
Referees: Doug Fagan, Suzanne Dodd
Line judges: Quentin McDaniel, Wayne Burgamy



Volleyball Box Score
The Automated ScoreBook
Presbyterian vs Virginia Tech (Aug 25, 2018 at Charlotte, N.C.)



#	Presbyterian	Attack				Ast	Serve			Block				Pts		
		S	K	E	TA		Pct	SA	SE	RE	Dig	BS	BA		BE	BH
3	COOKE, Erin	3	6	4	17	.118	13	0	0	0	8	0	1	0	1	-
9	WILLIAMS, Trinity	3	9	5	23	.174	1	0	2	2	6	0	1	0	0	-
10	EULITZ, Erin	3	1	4	16	-.188	0	0	0	3	9	0	2	0	0	-
14	WRIGHT, Allie	3	4	2	14	.143	0	1	0	0	1	1	1	0	0	-
15	DE JONG, Sydney	3	4	1	12	.250	0	0	0	0	0	0	4	0	0	-
21	JONES, Sierra	3	0	0	1	.000	10	0	0	0	0	0	0	0	0	-
1	GOSNELL, Daley	3	0	0	2	.000	2	0	0	1	14	0	0	0	0	-
8	TALBERT, Lauren	1	0	1	2	-.500	0	0	1	1	0	0	0	0	0	-
23	FARMER, Taylor	1	0	0	0	.000	0	0	0	0	3	0	0	0	0	-
25	DAVIS, Sierra	3	4	2	14	.143	0	0	0	0	0	0	1	0	0	-
Totals		3	28	19	101	.089	26	1	3	7	42	1	10	0	2	-

Team Attack By Set

Set	K	E	TA	Pct
1	13	8	41	.122
2	6	4	23	.087
3	9	7	37	.054

TOTAL TEAM BLOCKS: 6.0

SET SCORES **1 2 3** **Team Records:**

Presbyterian (0)	22	11	21	0-3
Virginia Tech (3)	25	25	25	2-0

#	Virginia Tech	Attack				Ast	Serve			Block				Pts		
		S	K	E	TA		Pct	SA	SE	RE	Dig	BS	BA		BE	BH
1	Kaity Smith	3	13	1	25	.480	0	1	2	0	15	0	0	0	0	-
4	Jaila Tolbert	3	8	6	18	.111	0	0	0	0	1	0	3	0	0	-
9	Rhegan Mitchell	3	0	0	0	.000	23	0	0	0	6	0	0	0	1	-
14	Ester Talamazzi	3	8	4	27	.148	0	0	0	0	13	0	2	0	0	-
19	Marisa Cerchio	3	7	3	19	.211	0	3	0	0	0	1	3	0	0	-
22	Kai Young	3	5	5	14	.000	0	0	0	0	1	0	3	0	0	-
5	Carol Raffety	3	0	0	0	.000	5	2	1	0	5	0	0	0	0	-
6	Angel Robinson	1	1	0	2	.500	0	0	0	0	0	0	0	0	0	-
7	Tessa Wynner	1	0	1	2	-.500	1	0	1	0	0	0	0	0	0	-
10	Kylie Thomas	3	0	0	0	.000	1	1	0	0	6	0	0	0	0	-
20	Abby McKinzie	1	0	0	0	.000	0	0	0	0	1	0	0	0	0	-
23	Talyn Jackson	3	1	0	5	.200	9	0	0	0	1	0	1	1	1	-
Totals		3	43	20	112	.205	39	7	3	1	49	1	12	1	2	-

Team Attack By Set

Set	K	E	TA	Pct
1	12	8	41	.098
2	15	2	28	.464
3	16	10	43	.140

TOTAL TEAM BLOCKS: 7.0

Site: Charlotte, N.C. (Halton Arena)
Date: Aug 25, 2018 Attend: 1411 Time: 1:13
Referees: Suzanne Dodd, Debbie McLamb
Line judges: Douglas Reed, Regina Battle



Volleyball Box Score
The Automated ScoreBook
Virginia Tech vs Charlotte (Aug 25, 2018 at Charlotte, N.C.)



#	Virginia Tech	Attack				Ast	Serve			Block				Pts		
		S	K	E	TA		Pct	SA	SE	RE	Dig	BS	BA		BE	BH
1	Kaity Smith	5	14	13	38	.026	2	1	2	0	14	0	1	0	0	-
4	Jaila Tolbert	5	14	5	30	.300	0	0	0	0	4	0	6	0	0	-
9	Rhegan Mitchell	5	4	0	8	.500	48	0	1	0	9	0	5	0	0	-
14	Ester Talamazzi	5	9	7	32	.062	0	0	0	2	22	0	3	2	0	-
19	Marisa Cerchio	5	15	5	41	.244	1	1	2	0	1	1	9	0	0	-
22	Kai Young	5	13	5	27	.296	0	0	0	1	0	8	2	0	0	-
5	Carol Raffety	5	0	0	0	.000	4	1	1	3	20	0	0	0	0	-
10	Kylie Thomas	5	0	0	0	.000	1	1	0	1	9	0	0	0	0	-
20	Abby McKinzie	2	0	0	0	.000	0	0	0	0	1	0	0	0	0	-
23	Talyn Jackson	2	0	0	2	.000	11	0	0	0	0	2	0	0	0	-
Team										1						-
Totals		5	69	35	178	.191	67	4	6	7	81	1	34	4	0	-

Team Attack By Set

Set	K	E	TA	Pct
1	13	7	30	.200
2	16	10	45	.133
3	16	7	43	.209
4	15	8	40	.175
5	9	3	20	.300

TOTAL TEAM BLOCKS: 18.0

SET SCORES **1 2 3 4 5** **Team Records:**

Virginia Tech (3)	15	24	25	25	15	3-0
Charlotte (2)	25	26	19	19	9	2-2

#	Charlotte	Attack				Ast	Serve			Block				Pts		
		S	K	E	TA		Pct	SA	SE	RE	Dig	BS	BA		BE	BH
1	RICHARDSON, Reena	5	17	6	41	.268	0	1	0	1	7	0	1	1	0	-
2	CURTISS, Jannelle	5	5	1	21	.190	0	0	0	0	2	0	7	1	0	-
7	ROWAN, Sydney	5	13	10	53	.057	0	1	0	1	11	0	0	0	0	-
11	STEELE, Nya	5	0	0	2	.000	27	1	0	0	10	0	0	0	0	-
15	GALLOWAY, Tyra	5	4	0	10	.400	0	0	3	0	0	4	6	3	0	-
18	STONER, Jocelyn	5	6	1	16	.312	0	0	0	0	0	1	5	1	0	-
4	PERRENS, Sofie	5	0	0	0	.000	18	2	2	0	5	0	0	0	0	-
6	BERG, Taylor	3	0	0	0	.000	0	0	0	0	2	0	0	0	0	-
13	GARCIA, Yumi	5	0	2	2	-.1000	2	1	1	1	23	0	0	0	0	-
16	SHAW, Molly	5	4	2	19	.105	0	0	0	2	0	3	1	0	0	-
17	HEHR, Kennedy	2	0	0	0	.000	0	1	1	0	1	0	0	0	0	-
Team										1						-
Totals		5	49	22	164	.165	47	7	8	4	63	5	22	7	0	-

Team Attack By Set

Set	K	E	TA	Pct
1	13	1	23	.522
2	13	4	45	.200
3	10	7	34	.088
4	9	5	37	.108
5	4	5	25	-.040

TOTAL TEAM BLOCKS: 16.0

2018 BOX SCORES



Volleyball Box Score The Automated ScoreBook Campbell vs Virginia Tech (Aug 31, 2018 at Blacksburg, Va.)



#	Campbell	Attack				Ast	Serve			Block				Pts		
		S	K	E	TA		Pct	SA	SE	RE	Dig	BS	BA		BE	BH
6	MINER, Madee	3	1	1	2	.000	13	0	0	0	7	0	0	0	0	-
7	HEATH, Allena	3	5	1	20	.200	0	0	0	2	1	0	3	0	0	-
10	STOCKING, Jessica	3	3	5	19	-.105	2	1	1	2	11	0	0	0	0	-
12	COLLA, Sarah	3	6	12	29	-.207	0	0	2	3	2	0	0	0	0	-
15	WILSON, Hailey	3	5	1	7	.571	0	0	0	0	1	0	1	0	0	-
17	LINXWILER, Madison	3	2	1	8	.125	0	0	0	0	1	0	0	0	0	-
1	HOLDFORD, Anna Grace	3	0	0	0	.000	7	1	0	0	2	0	0	0	0	-
3	MURRAY, Faith	1	0	0	0	.000	0	0	0	1	0	0	0	0	0	-
5	SCHNEGGENBURGER, H	1	0	0	0	.000	0	0	0	0	0	0	0	0	0	-
11	KANE, Grace	3	0	0	0	.000	3	0	2	3	8	0	0	0	0	-
13	HARTY, Rachel	1	0	0	0	.000	0	0	0	0	0	0	0	0	0	-
14	MITCHELL, Alysha	3	5	1	7	.571	0	0	0	0	0	2	0	0	0	-
Team																
Totals		3	27	22	92	.054	25	2	5	12	33	0	6	0	0	-

Team Attack By Set

Set	K	E	TA	Pct
1	11	9	38	.053
2	10	6	33	.121
3	6	7	21	-.048

TOTAL TEAM BLOCKS: 3.0

SET SCORES

	1	2	3	Team Records:
Campbell (0)	18	19	12	2-3
Virginia Tech (3)	25	25	25	5-0

#	Virginia Tech	Attack				Ast	Serve			Block				Pts		
		S	K	E	TA		Pct	SA	SE	RE	Dig	BS	BA		BE	BH
1	Kaity Smith	3	8	3	20	.250	1	2	2	1	7	0	2	0	0	-
4	Jaila Tolbert	3	9	0	16	.562	0	0	0	0	3	0	2	0	0	-
9	Rhegan Mitchell	3	0	0	0	.000	15	2	0	0	1	0	0	0	0	-
14	Ester Talamazzi	3	6	5	19	.053	2	3	0	1	6	0	1	0	0	-
19	Marisa Cerchio	3	7	1	15	.400	0	2	4	0	2	0	3	0	0	-
22	Kai Young	3	5	1	13	.308	0	0	0	0	0	0	2	0	0	-
5	Carol Rafferty	3	0	0	0	.000	2	1	2	0	13	0	0	0	0	-
10	Kylie Thomas	3	0	0	0	.000	0	1	0	0	4	0	0	0	0	-
23	Talyn Jackson	3	2	0	2	1.000	15	0	0	0	1	0	0	0	1	-
Totals		3	37	10	85	.318	35	11	8	2	37	0	10	0	1	-

Team Attack By Set

Set	K	E	TA	Pct
1	12	3	26	.346
2	13	5	37	.216
3	12	2	22	.455

TOTAL TEAM BLOCKS: 5.0

Site: Blacksburg, Va. (Cassell Coliseum)
Date: Aug 31, 2018 Attend: 842 Time: 1:24
Referees: Daniel Leake, Terry Martin
Line judges: Stacey Younker, Amy Milton



Volleyball Box Score The Automated ScoreBook Robert Morris vs Virginia Tech (Sep 01, 2018 at Blacksburg, Va.)



#	Robert Morris	Attack				Ast	Serve			Block				Pts		
		S	K	E	TA		Pct	SA	SE	RE	Dig	BS	BA		BE	BH
2	LONDOT, Alyson	4	9	5	36	.111	1	0	3	2	14	0	1	0	0	-
5	BROWN, Whitney	4	0	0	0	.000	15	1	1	0	8	0	0	0	2	-
7	ALFANO, Maria	4	7	2	20	.250	0	0	0	0	0	0	3	0	0	-
8	GRANGER, Emma	4	6	1	17	.294	0	0	3	0	1	0	2	0	0	-
11	DEVLIN, Emily	4	7	0	15	.467	0	0	0	0	2	0	1	0	0	-
17	SARJANOVIC, Mirna	4	5	1	27	.148	0	0	1	3	16	0	2	0	0	-
1	ZANOLLI, Nikolette	1	0	0	0	.000	1	0	0	1	5	0	0	0	0	-
3	WILT, Erika	1	0	0	0	.000	0	0	0	0	2	0	0	0	0	-
4	CAMPBELL, Liz	4	5	2	14	.214	0	0	0	0	1	0	1	0	0	-
10	YURKOVICH, Allie	4	0	0	0	.000	5	1	0	4	9	0	0	0	0	-
12	CANNON, Megan	4	0	0	0	.000	14	1	0	0	4	0	0	0	2	-
Team																
Totals		4	39	11	129	.217	36	3	8	13	62	0	10	0	4	-

Team Attack By Set

Set	K	E	TA	Pct
1	12	4	38	.211
2	12	2	36	.278
3	6	5	25	.040
4	9	0	30	.300

TOTAL TEAM BLOCKS: 5.0

SET SCORES

	1	2	3	4	Team Records:
Robert Morris (1)	25	21	16	15	0-6
Virginia Tech (3)	22	25	25	25	6-0

#	Virginia Tech	Attack				Ast	Serve			Block				Pts		
		S	K	E	TA		Pct	SA	SE	RE	Dig	BS	BA		BE	BH
1	Kaity Smith	4	17	7	42	.238	1	2	3	0	8	0	2	0	0	-
4	Jaila Tolbert	4	12	8	29	.138	1	0	0	0	2	0	2	0	0	-
14	ESTER Talamazzi	4	15	4	42	.262	1	2	3	0	7	0	0	0	0	-
19	Marisa Cerchio	4	7	1	14	.429	0	2	2	0	4	0	1	0	0	-
22	Kai Young	1	1	3	6	-.333	0	0	0	0	0	0	0	0	0	-
23	Talyn Jackson	4	4	2	7	.286	45	2	0	0	13	0	2	0	1	-
6	Angel Robinson	4	0	0	0	.000	2	0	2	0	21	0	0	0	0	-
6	Angel Robinson	4	3	0	10	.300	0	0	0	0	0	0	5	0	0	-
10	Kylie Thomas	4	0	0	0	.000	2	1	1	0	10	0	0	0	0	-
20	Abby McKinzie	4	0	0	0	.000	0	1	4	0	4	0	0	0	0	-
Team																
Totals		4	59	25	150	.227	52	13	9	3	69	0	12	0	1	-

Team Attack By Set

Set	K	E	TA	Pct
1	13	11	43	.047
2	15	4	36	.306
3	14	5	34	.265
4	17	5	37	.324

TOTAL TEAM BLOCKS: 6.0

Site: Blacksburg, Va. (Cassell Coliseum)
Date: Sep 01, 2018 Attend: 515 Time: 1:53
Referees: Terry Martin, Wayne Clark
Line judges: Stacey Younker, Amy Milton



Volleyball Box Score The Automated ScoreBook Virginia Tech vs IUPUI (Sep 07, 2018 at Athens, Ohio)



#	Virginia Tech	Attack				Ast	Serve			Block				Pts		
		S	K	E	TA		Pct	SA	SE	RE	Dig	BS	BA		BE	BH
1	Kaity Smith	4	18	5	37	.351	1	3	3	1	12	0	1	0	0	-
4	Jaila Tolbert	4	12	4	21	.381	0	0	0	2	2	0	4	0	0	-
9	Rhegan Mitchell	4	0	0	0	.000	38	0	1	0	7	0	0	0	0	-
14	Ester Talamazzi	4	10	2	37	.216	1	0	2	0	13	0	4	0	0	-
19	Marisa Cerchio	4	8	4	22	.182	0	0	0	0	1	5	4	0	0	-
22	Kai Young	4	6	2	13	.308	0	0	0	0	1	0	5	0	0	-
5	Carol Rafferty	4	1	0	3	.333	3	0	0	2	13	0	0	0	0	-
10	Kylie Thomas	4	0	0	0	.000	0	3	1	0	0	0	0	0	0	-
20	Abby McKinzie	4	0	0	0	.000	1	1	0	0	0	0	0	0	0	-
23	Talyn Jackson	4	1	0	4	.250	9	0	0	0	2	0	0	0	0	-
Totals		4	56	17	137	.285	53	7	7	3	58	5	18	0	0	-

Team Attack By Set

Set	K	E	TA	Pct
1	15	8	40	.175
2	13	1	25	.480
3	16	6	45	.222
4	12	2	27	.370

TOTAL TEAM BLOCKS: 14.0

SET SCORES

	1	2	3	4	Team Records:
Virginia Tech (3)	25	25	22	25	7-0
IUPUI (1)	21	11	25	13	2-6

#	IUPUI	Attack				Ast	Serve			Block				Pts		
		S	K	E	TA		Pct	SA	SE	RE	Dig	BS	BA		BE	BH
5	GIBSON, Maggie	4	15	9	39	.154	10	2	1	0	6	0	1	0	0	-
6	WRIGHT, McKayla	2	4	5	20	-.050	1	0	1	0	4	0	0	0	0	-
8	SCHLECHTE, Rebecca	4	1	0	1	1.000	25	0	0	0	8	0	0	0	0	-
9	SCHUENEMANN, Rhianno	4	0	3	16	-.500	1	1	3	0	11	0	0	0	0	-
11	HOFFMAN, Haley	4	4	3	13	.077	0	0	0	0	1	0	2	0	0	-
17	NORFLEET, Shakana	4	0	2	3	-.667	0	0	0	0	1	1	3	0	0	-
2	HICKEY, Rachel	4	1	1	2	.000	1	0	2	2	23	0	0	0	0	-
4	GASKILL, Eli	4	0	0	0	.000	1	0	0	0	1	0	0	0	0	-
7	OEHLBERG, Hannah	2	4	1	10	.300	1	0	2	3	0	0	0	0	0	-
10	SCOTT, Elizabeth	4	6	1	18	.278	0	0	0	0	0	0	1	0	0	-
13	DEAN, Maddie	4	7	0	23	.304	0	0	0	0	1	0	3	0	0	-
Totals		4	42	25	135	.126	40	3	6	7	59	1	10	0	0	-

Team Attack By Set

Set	K	E	TA	Pct
1	11	4	37	.189
2	8	9	31	-.032
3	18			

2018 BOX SCORES



Volleyball Box Score The Automated ScoreBook Samford vs Virginia Tech (Sep 08, 2018 at Athens, Ohio)



#	Samford	Attack				Ast	Serve			Block				Pts		
		S	K	E	TA		Pct	SA	SE	RE	Dig	BS	BA		BE	BH
2	Taylor Anderton	3	0	1	2	-.500	42	1	2	0	9	0	1	0	0	-
3	Shayla Phillip	3	10	1	12	.750	0	0	0	0	1	3	1	0	0	-
4	Krista Boesing	3	19	6	34	.382	0	0	0	2	0	1	0	0	0	-
5	Lauren Deaton	3	8	1	20	.350	0	0	2	0	6	0	1	0	0	-
8	Kelsi Hobbs	3	8	5	26	.115	0	0	3	0	6	0	2	0	0	-
13	Briana Holmes	3	1	1	4	.000	0	0	0	0	0	2	1	0	0	-
12	Grace Tiesman	3	0	0	0	.000	0	0	3	0	12	0	0	0	0	-
15	Alana Schouten	3	0	0	0	.000	1	1	1	0	1	0	0	0	0	-
16	Courtney Johnson	3	0	0	0	.000	0	2	1	0	3	0	0	0	0	-
18	Camryn Pierce	1	0	0	0	.000	0	0	0	0	1	0	0	0	0	-
Totals		3	46	15	98	.316	43	4	12	0	40	1	10	2	0	-

Team Attack By Set

Set	K	E	TA	Pct
1	15	6	31	.290
2	14	6	32	.250
3	17	3	35	.400

SET SCORES

	1	2	3	Team Records:
Samford (3)	25	25	25	4-6
Virginia Tech (0)	18	20	16	8-1

TOTAL TEAM BLOCKS: 6.0

#	Virginia Tech	Attack				Ast	Serve			Block				Pts		
		S	K	E	TA		Pct	SA	SE	RE	Dig	BS	BA		BE	BH
1	Kaity Smith	3	5	2	25	.120	1	0	3	2	7	0	0	0	0	-
4	Jaila Tolbert	3	8	3	14	.357	0	0	0	2	0	1	0	0	0	-
9	Rhegan Mitchell	3	1	0	3	.333	19	0	0	0	8	0	1	1	0	-
14	Ester Talamazzi	3	6	4	21	.095	1	0	0	1	2	0	1	0	0	-
19	Marisa Cerchio	3	6	2	17	.235	0	0	1	1	0	1	2	0	0	-
22	Kai Young	2	0	2	2	-1.000	0	0	0	0	0	0	1	0	0	-
5	Carol Raffety	3	0	0	0	.000	4	0	0	0	11	0	0	0	0	-
6	Angel Robinson	2	0	1	3	-.333	0	0	0	0	0	0	0	0	0	-
7	Tessa Wyner	1	0	0	1	.000	0	0	0	0	0	0	0	0	0	-
10	Kylie Thomas	3	0	0	0	.000	0	0	0	0	3	0	0	0	0	-
20	Abby McKinzie	1	0	0	0	.000	0	0	0	0	1	0	0	0	0	-
23	Talyn Jackson	1	0	0	0	.000	0	0	0	0	0	0	0	0	0	-
Totals		3	26	14	86	.140	25	0	6	4	34	1	6	1	0	-

Team Attack By Set

Set	K	E	TA	Pct
1	11	5	31	.194
2	8	4	25	.160
3	7	5	30	.067

Site: Athens, Ohio (Convocation Center)
Date: Sep 08, 2018 Attend: 405 Time: 1:24
Referees: Anthony Hines, Scott Mourier
Line judges: Beth Dunlap, Steve Chiki

TOTAL TEAM BLOCKS: 4.0



Volleyball Box Score The Automated ScoreBook VCU vs Virginia Tech (Sep 11, 2018 at Blacksburg, Va.)



#	VCU	Attack				Ast	Serve			Block				Pts		
		S	K	E	TA		Pct	SA	SE	RE	Dig	BS	BA		BE	BH
2	SNEED, Jasmin	3	2	1	7	.143	0	0	1	0	0	0	3	0	0	-
5	ARD, Dajah	3	0	0	0	.000	18	0	0	0	4	0	0	0	0	-
14	GIOMMARINI, Vicky	3	15	5	28	.357	1	1	0	1	9	0	0	0	0	-
15	BALDWIN, Tori	3	5	2	11	.273	0	0	0	0	1	0	4	0	0	-
17	TUZZOLO, Gina	3	10	6	24	.167	3	1	0	0	1	0	5	0	0	-
18	NECIPORUKA, Paula	3	3	3	17	.000	0	0	0	1	7	0	0	0	0	-
1	SIMPSON, Madalon	3	0	1	1	-1.000	1	0	1	1	16	0	0	0	0	-
6	DRAPER, Alyna	1	0	0	0	.000	0	0	0	0	0	0	0	0	0	-
8	ADLER, Julia	3	0	5	7	-.714	0	0	0	0	0	0	2	0	0	-
10	SROUFE, Tyler	1	0	0	0	.000	3	0	0	0	2	0	0	0	0	-
13	CHOUNTA, Iro	2	1	1	7	.000	0	0	0	0	0	0	0	0	0	-
16	DAVID, Dani Jo	2	0	0	0	.000	9	0	1	0	0	0	0	0	0	-
Totals		3	36	24	102	.118	35	2	3	4	40	0	14	0	0	-

Team Attack By Set

Set	K	E	TA	Pct
1	8	7	27	.037
2	14	9	37	.135
3	14	8	38	.158

SET SCORES

	1	2	3	Team Records:
VCU (0)	16	18	21	4-7
Virginia Tech (3)	25	25	25	9-1

TOTAL TEAM BLOCKS: 7.0

#	Virginia Tech	Attack				Ast	Serve			Block				Pts		
		S	K	E	TA		Pct	SA	SE	RE	Dig	BS	BA		BE	BH
1	Kaity Smith	3	7	6	25	.040	0	0	1	2	4	0	1	0	0	-
4	Jaila Tolbert	3	10	0	16	.625	0	0	0	0	2	1	3	0	0	-
9	Rhegan Mitchell	3	4	0	5	.800	36	1	0	0	5	0	0	0	0	-
14	Ester Talamazzi	3	10	6	31	.129	1	0	1	0	7	0	3	0	0	-
19	Marisa Cerchio	3	8	0	19	.421	0	1	1	0	0	0	2	0	0	-
22	Kai Young	3	4	4	7	.571	0	0	0	0	17	0	0	0	0	-
5	Carol Raffety	3	0	0	0	.000	4	1	0	0	4	0	0	0	0	-
10	Kylie Thomas	3	0	0	0	.000	0	0	1	0	4	0	0	0	0	-
20	Abby McKinzie	2	0	0	0	.000	0	1	0	0	0	0	0	0	0	-
Totals		3	43	12	103	.301	41	4	4	2	39	1	14	0	0	-

Team Attack By Set

Set	K	E	TA	Pct
1	15	5	32	.312
2	15	3	36	.333
3	13	4	35	.257

Site: Blacksburg, Va. (Cassell Coliseum)
Date: Sep 11, 2018 Attend: 818 Time: 1:24
Referees: Ray Mink, Daniel Leake
Line judges: Doug Mabry, Ellen Hawks

TOTAL TEAM BLOCKS: 8.0



Volleyball Box Score The Automated ScoreBook #18 Baylor vs Virginia Tech (Sep 15, 2018 at San Antonio, Texas)



#	Baylor	Attack				Ast	Serve			Block				Pts		
		S	K	E	TA		Pct	SA	SE	RE	Dig	BS	BA		BE	BH
5	Fanning, Shelly	3	11	4	19	.526	0	0	1	0	1	0	3	0	0	-
8	Philo, Aniah	3	12	1	22	.364	0	0	1	1	10	0	0	1	1	-
12	Thomas, Nicole	3	1	1	4	.000	1	0	0	0	0	1	0	0	0	-
14	Lockin, Hannah	3	2	1	4	.250	35	0	0	0	4	0	1	0	1	-
22	Pressley, Yossiana	3	17	1	36	.444	0	0	0	0	5	0	1	0	0	-
7	Milana, Gia	3	2	2	12	.000	0	0	0	1	0	2	1	0	0	-
1	Wulf, Tara	3	0	0	0	.000	4	0	0	2	11	0	0	0	0	-
9	Marburger, Taylor	3	0	0	0	.000	0	1	0	0	0	0	0	0	0	-
18	Hunt, Braya	3	0	0	1	.000	2	4	2	0	7	0	0	0	0	-
19	Coleman, Bri	1	0	0	0	.000	0	1	0	0	0	0	0	0	0	-
Totals		3	45	10	99	.354	42	6	4	3	39	0	8	2	2	-

Team Attack By Set

Set	K	E	TA	Pct
1	13	4	33	.273
2	15	4	32	.344
3	17	2	34	.441

SET SCORES

	1	2	3	Team Records:
Baylor (3)	28	25	25	8-3
Virginia Tech (0)	26	18	16	9-2

TOTAL TEAM BLOCKS: 4.0

#	Virginia Tech	Attack				Ast	Serve			Block				Pts		
		S	K	E	TA		Pct	SA	SE	RE	Dig	BS	BA		BE	BH
1	Kaity Smith	3	17	7	38	.263	1	1	3	0	7	0	0	0	0	-
4	Jaila Tolbert	3	12	3	22	.409	0	0	0	0	1	0	0	0	0	-
9	Rhegan Mitchell	3	0	1	5	-.200	28	0	1	0	5	0	1	1	1	-
14	Ester Talamazzi	3	7	5	28	.071	3	1	1	3	11	0	0	0	0	-
19	Marisa Cerchio	3	3	0	11	.273	0	0	0	0	0	0	1	0	0	-
22	Kai Young	3	0	0	1	.000	0	0	0	0	1	0	0	2	0	-
5	Carol Raffety	3	0	0	0	.000	6	1	1	2	8	0	0	0	0	-
7	Tessa Wyner	1	0	1	2	-.500	0	0	1	1	0	0	0	0	0	-
10	Kylie Thomas	3	0	0	0	.000	0	0	0	0	2	0	0	0	0	-
20	Abby McKinzie	3	0	0	0	.000	0	1	0	0	4	0	0	0	0	-
Totals		3	39	17	107	.206	38	3	7	6	40	0	2	3	1	-

Team Attack By Set

Set	K	E	TA	Pct
1	20	8	46	.261
2	7	5	27	.074
3	12	4	34	.235

Site: San Antonio, Texas (Convocation Center)
Date: Sep 15, 2018 Attend: 126 Time: 1:21
Referees: Carlos Rodriguez, Thang Nguyen
Line judges: Jack Magee, Ken Frances
Match #2 of the UTSA Invitational

TOTAL TEAM BLOCKS: 1.0



Volleyball Box Score The Automated ScoreBook Virginia Tech vs UTSA (Sep 16, 2018 at San Antonio, Texas)



#

2018 BOX SCORES



Volleyball Box Score The Automated ScoreBook #9 Pitt vs Virginia Tech (Sep 21, 2018 at Blacksburg, Va.)



#	Pitt	Attack				Ast	Serve			Block				Pts		
		S	K	E	TA		Pct	SA	SE	RE	Dig	BS	BA		BE	BH
3	Kamalani Akeo	3	0	0	0	.000	22	2	1	0	3	0	0	0	2	-
5	Chinaza Ndee	3	4	1	13	.231	1	0	0	0	0	2	0	0	0	-
7	Layne Van Buskirk	3	4	0	11	.364	0	0	0	0	0	9	0	0	0	-
13	Stephanie Williams	3	4	4	13	.000	0	2	0	0	6	0	1	0	0	-
17	Nika Markovic	3	14	3	25	.440	0	1	0	0	2	0	3	0	0	-
23	Kayla Lund	3	12	8	28	.143	2	0	2	0	8	0	2	0	0	-
6	Kyle Levers	3	0	0	0	.000	12	0	0	0	1	0	5	0	0	-
12	Avery Perosa	3	0	0	0	.000	0	0	1	0	0	0	0	0	0	-
16	Angela Seman	3	0	0	0	.000	1	1	0	0	18	0	0	0	0	-
Team																
Totals		3	38	16	90	.244	38	6	4	1	38	0	22	0	2	-

Team Attack By Set

Set	K	E	TA	Pct
1	13	5	32	.250
2	11	4	30	.233
3	14	7	28	.250

TOTAL TEAM BLOCKS: 11.0

SET SCORES

	1	2	3	Team Records:
Pitt (3)	25	25	25	13-0 (2-0 ACC)
Virginia Tech (0)	16	18	20	9-4 (0-1 ACC)

#	Virginia Tech	Attack				Ast	Serve			Block				Pts		
		S	K	E	TA		Pct	SA	SE	RE	Dig	BS	BA		BE	BH
1	Kaity Smith	3	6	6	24	.000	2	0	0	2	4	0	1	0	0	-
4	Jaila Tolbert	3	10	4	21	.286	0	0	2	0	0	1	2	0	0	-
9	Rhegan Mitchell	3	1	0	5	.200	25	0	0	0	5	0	2	0	1	-
14	Ester Talamazzi	3	3	7	25	.160	0	0	3	2	4	0	0	0	0	-
19	Marisa Cerchio	3	9	4	16	.312	0	0	1	0	0	0	1	0	0	-
22	Kai Young	3	1	1	6	.000	0	0	0	0	1	0	4	0	0	-
5	Carol Raffety	3	1	0	1	1.000	0	1	1	1	14	0	0	0	0	-
10	Kylie Thomas	3	0	0	0	.000	0	0	1	2	0	0	0	0	0	-
11	Sarah Jane Lynch	2	0	0	0	.000	0	0	0	0	0	0	0	0	0	-
Totals		3	31	22	98	.092	27	1	7	6	30	1	10	0	1	-

Team Attack By Set

Set	K	E	TA	Pct
1	7	7	32	.000
2	13	8	37	.135
3	11	7	29	.138

Site: Blacksburg, Va. (Cassell Coliseum)
Date: Sep 21, 2018 Attend: 672 Time: 1:25
Referees: Daniel Leake, Mark Edsall
Line judges: Jacob Agee, Ellen Hawks



Volleyball Box Score The Automated ScoreBook Virginia vs Virginia Tech (Sep 23, 2018 at Blacksburg, Va.)



#	Virginia	Attack				Ast	Serve			Block				Pts		
		S	K	E	TA		Pct	SA	SE	RE	Dig	BS	BA		BE	BH
2	Alex Spencer	3	5	5	18	.000	0	0	2	2	6	0	1	0	0	-
7	Jelena Novakovic	3	9	3	21	.286	0	0	0	0	1	0	2	0	0	-
8	Chino Anukwuem	3	3	1	11	.182	0	0	1	0	1	0	4	0	0	-
11	Milla Ciprian	3	6	2	12	.333	0	0	0	0	1	0	3	0	0	-
16	Jennifer Wineholt	3	0	0	0	.000	23	0	2	0	1	0	2	0	1	-
21	Sarah Billiard	3	8	4	27	.148	0	0	0	0	1	0	0	2	0	-
3	Kelsey Miller	3	0	0	0	.000	1	0	0	0	13	0	0	0	0	-
6	Megan Wilson	2	0	0	0	.000	7	0	0	0	1	0	0	0	0	-
19	Grace Turner	1	1	1	7	.000	0	0	0	0	2	0	0	0	0	-
22	Kristen Leland	2	0	0	0	.000	0	0	0	0	3	0	0	0	0	-
25	Olivia Wolodkewitsh	1	0	0	0	.000	0	0	0	0	0	0	0	0	0	-
Team																
Totals		3	32	16	96	.167	31	0	6	3	29	0	14	0	1	-

Team Attack By Set

Set	K	E	TA	Pct
1	11	8	34	.088
2	7	2	24	.208
3	14	6	38	.211

TOTAL TEAM BLOCKS: 7.0

SET SCORES

	1	2	3	Team Records:
Virginia (0)	20	21	20	4-8 (0-2 ACC)
Virginia Tech (3)	25	25	25	10-4 (1-1 ACC)

#	Virginia Tech	Attack				Ast	Serve			Block				Pts		
		S	K	E	TA		Pct	SA	SE	RE	Dig	BS	BA		BE	BH
1	Kaity Smith	3	11	5	24	.250	0	0	1	0	11	0	1	0	0	-
4	Jaila Tolbert	3	13	5	24	.333	0	0	0	0	3	0	4	0	0	-
9	Rhegan Mitchell	3	1	1	4	.000	42	0	0	0	7	0	1	0	1	-
14	Ester Talamazzi	3	9	7	26	.077	0	1	1	0	5	0	1	0	0	-
19	Marisa Cerchio	3	9	0	17	.529	0	1	1	0	1	1	1	4	0	-
22	Kai Young	3	4	1	8	.375	0	0	0	0	1	0	3	1	0	-
5	Carol Raffety	3	0	0	0	.000	1	1	3	0	9	0	0	0	0	-
10	Kylie Thomas	2	0	0	0	.000	0	2	0	0	4	0	0	0	0	-
11	Sarah Jane Lynch	2	0	0	0	.000	0	0	0	0	1	0	0	0	0	-
Totals		3	47	19	103	.272	43	3	8	0	42	1	14	1	1	-

Team Attack By Set

Set	K	E	TA	Pct
1	12	6	33	.182
2	19	8	34	.324
3	16	5	36	.306

Site: Blacksburg, Va. (Cassell Coliseum)
Date: Sep 23, 2018 Attend: 839 Time: 1:27
Referees: Mark Edsall, Daniel Leake
Line judges: James Eaton, Scott Wolk



Volleyball Box Score The Automated ScoreBook North Carolina vs Virginia Tech (Sep 28, 2018 at Blacksburg, Va.)



#	North Carolina	Attack				Ast	Serve			Block				Pts		
		S	K	E	TA		Pct	SA	SE	RE	Dig	BS	BA		BE	BH
1	Destiny Cox	3	7	7	33	.000	0	0	4	0	3	0	2	0	0	-
8	Casey Jacobs	3	0	0	0	.000	2	1	1	1	9	0	0	0	0	-
10	Hunter Atherton	3	4	2	10	.200	19	0	1	0	9	0	2	0	0	-
14	Madison Laufenberg	3	4	7	17	.176	3	0	0	0	1	0	1	0	0	-
16	Raleigh Clark	1	0	0	1	.000	0	0	0	0	0	0	0	0	0	-
20	Ava Bell	3	6	1	21	.238	0	0	3	0	0	0	5	0	0	-
3	Aristea Tontai	2	2	0	3	.667	0	0	0	0	0	0	1	1	0	-
5	Annabelle Archer	1	0	0	0	.000	0	0	0	0	1	0	0	0	0	-
6	Skylar Wine	3	3	4	16	.062	1	0	0	0	2	0	0	0	0	-
7	Katharine Esterley	2	1	0	2	.500	0	0	0	0	1	0	1	0	0	-
9	Greer Moseman	3	0	0	0	.000	0	0	0	0	6	0	0	0	0	-
13	Mia Fradenburg	3	0	0	0	.000	1	1	0	0	9	0	0	0	0	-
17	Maddie Grace Hough	2	0	0	0	.000	1	0	0	2	0	0	0	0	0	-
Totals		3	27	21	103	.058	27	2	9	3	41	0	12	1	0	-

Team Attack By Set

Set	K	E	TA	Pct
1	10	6	29	.138
2	7	6	33	.030
3	10	9	41	.024

TOTAL TEAM BLOCKS: 6.0

SET SCORES

	1	2	3	Team Records:
North Carolina (0)	15	19	23	5-8 (1-3 ACC)
Virginia Tech (3)	25	25	25	11-4 (2-1 ACC)

#	Virginia Tech	Attack				Ast	Serve			Block				Pts		
		S	K	E	TA		Pct	SA	SE	RE	Dig	BS	BA		BE	BH
1	Kaity Smith	3	16	6	37	.270	2	2	3	0	6	0	0	0	0	-
9	Rhegan Mitchell	3	3	1	7	.286	30	0	1	0	6	0	4	0	0	-
10	Kylie Thomas	3	0	0	0	.000	2	0	0	0	5	0	0	0	0	-
14	Ester Talamazzi	3	7	7	27	.000	2	0	3	2	12	0	0	0	0	-
19	Marisa Cerchio	3	5	3	16	.125	0	0	0	0	1	0	2	0	0	-
22	Kai Young	3	2	0	4	.500	1	0	0	0	0	0	4	0	0	-
4	Jaila Tolbert	3	9	2	19	.368	1	0	0	0	0	2	0			

2018 BOX SCORES



Volleyball Box Score
The Automated ScoreBook
Virginia Tech vs Georgia Tech (Oct 05, 2018 at Atlanta, Ga.)



#	Virginia Tech	Attack				Ast	Serve			Block				Pts		
		S	K	E	TA		Pct	SA	SE	RE	Dig	BS	BA		BE	BH
1	Kaity Smith	3	12	5	30	.233	0	1	1	1	14	0	1	0	0	-
4	Jaila Tolbert	3	9	3	21	.286	0	0	0	1	0	1	0	0	0	-
9	Rhegan Mitchell	3	1	0	2	.500	34	0	0	0	6	0	6	1	1	-
14	Ester Talamazzi	3	11	1	30	.333	1	3	4	0	11	0	1	1	0	-
19	Marisa Cerchio	3	7	1	15	.400	0	0	0	0	0	0	8	0	0	-
22	Kai Young	3	2	1	5	.200	0	0	0	0	0	0	1	1	0	-
5	Carol Rafferty	3	0	0	0	.000	2	2	1	1	12	0	0	0	0	-
10	Kylie Thomas	3	0	0	0	.000	1	2	1	1	2	0	0	0	0	-
11	Sarah Jane Lynch	3	0	0	0	.000	0	2	0	0	2	0	0	0	0	-
Team																
Totals		3	42	11	103	.301	38	10	7	4	48	0	18	3	1	-

Team Attack By Set

Set	K	E	TA	Pct
1	16	6	43	.233
2	16	5	34	.324
3	10	0	26	.385

SET SCORES

	1	2	3	Team Records:
Virginia Tech (3)	25	25	25	12-5, 3-2 ACC
Georgia Tech (0)	23	22	15	12-7, 1-5 ACC

TOTAL TEAM BLOCKS: 9.0

TOTAL TEAM BLOCKS: 3.0

Site: Atlanta, Ga. (O'Keefe Gym)
Date: Oct 05, 2018 Attend: 786 Time: 1:31
Referees: Delroza Hughes, Thomas Hobbs
Line judges: Bryson Terry, Christi Snellgrove



Volleyball Box Score
The Automated ScoreBook
Virginia Tech vs Clemson (Oct 07, 2018 at Clemson, S.C.)



#	Virginia Tech	Attack				Ast	Serve			Block				Pts		
		S	K	E	TA		Pct	SA	SE	RE	Dig	BS	BA		BE	BH
1	Kaity Smith	3	13	4	26	.346	2	0	1	2	8	0	1	0	0	-
4	Jaila Tolbert	3	7	3	18	.222	0	0	0	0	1	1	0	0	0	-
9	Rhegan Mitchell	3	1	1	7	.000	29	0	0	0	3	0	2	0	2	-
14	Ester Talamazzi	2	3	4	15	-.067	0	0	0	1	3	0	0	0	1	-
19	Marisa Cerchio	3	7	4	15	.200	0	0	0	0	0	0	3	0	0	-
22	Kai Young	2	0	2	4	-.500	0	0	0	0	0	0	0	3	0	-
5	Carol Rafferty	3	0	0	0	.000	0	1	0	1	3	0	0	0	0	-
6	Angel Robinson	2	0	1	3	-.333	0	0	0	0	0	0	1	0	0	-
7	Tessa Wyner	2	3	1	5	.400	0	0	1	0	3	0	0	0	0	-
11	Sarah Jane Lynch	3	0	0	0	.000	1	0	0	0	3	0	0	0	0	-
20	Abby McKinzie	1	0	0	0	.000	0	0	0	0	0	0	0	0	0	-
Totals		3	34	20	93	.151	32	1	6	4	23	1	8	3	3	-

Team Attack By Set

Set	K	E	TA	Pct
1	11	4	34	.206
2	8	10	28	-.071
3	15	6	31	.290

SET SCORES

	1	2	3	Team Records:
Virginia Tech (0)	18	13	22	12-6, 3-3 ACC
Clemson (3)	25	25	25	10-9, 1-5 ACC

TOTAL TEAM BLOCKS: 5.0

TOTAL TEAM BLOCKS: 7.0

Site: Clemson, S.C. (Jervey Gym)
Date: Oct 07, 2018 Attend: 1132 Time: 1:21
Referees: Tim Isgett, Kristina Smith
Line judges: Courtney Kozar, David Morton



Volleyball Box Score
The Automated ScoreBook
Virginia Tech vs #22 Louisville (Oct 12, 2018 at Louisville, KY)



#	Virginia Tech	Attack				Ast	Serve			Block				Pts		
		S	K	E	TA		Pct	SA	SE	RE	Dig	BS	BA		BE	BH
1	Kaity Smith	3	10	7	37	.081	0	0	0	2	6	0	1	0	0	-
4	Jaila Tolbert	3	3	4	13	-.077	0	0	0	0	1	0	4	0	0	-
9	Rhegan Mitchell	3	1	0	2	.500	12	0	0	0	1	0	0	0	0	-
14	Ester Talamazzi	3	10	2	24	.333	1	0	2	2	7	0	1	0	0	-
19	Marisa Cerchio	3	0	1	8	-.125	0	0	0	0	0	0	1	1	0	-
22	Kai Young	2	0	0	3	.000	0	0	0	0	1	0	3	1	0	-
5	Carol Rafferty	3	0	0	0	.000	5	0	1	2	9	0	0	0	0	-
6	Angel Robinson	1	0	0	1	.000	0	0	0	0	0	0	2	1	0	-
10	Kylie Thomas	3	0	0	0	.000	0	0	0	1	3	0	0	0	0	-
11	Sarah Jane Lynch	3	0	0	0	.000	0	0	1	0	0	0	0	0	0	-
20	Abby McKinzie	3	0	0	0	.000	0	0	0	0	3	0	0	0	0	-
23	Talyn Jackson	1	0	0	1	.000	3	0	0	0	1	0	0	0	0	-
Totals		3	24	14	89	.112	21	0	4	7	32	0	12	2	0	-

Team Attack By Set

Set	K	E	TA	Pct
1	8	5	30	.100
2	8	4	24	.167
3	8	5	35	.086

SET SCORES

	1	2	3	Team Records:
Virginia Tech (0)	17	18	20	12-7, 3-4
Louisville (3)	25	25	25	15-4, 8-0

TOTAL TEAM BLOCKS: 6.0

TOTAL TEAM BLOCKS: 4.0

Site: Louisville, KY (Cardinal Arena)
Date: Oct 12, 2018 Attend: 968 Time: 1:13
Referees: Rod Rodriguez, Elizabeth McHugh



Volleyball Box Score
The Automated ScoreBook
Virginia Tech vs Notre Dame (Oct 14, 2018 at Notre Dame, Ind.)



#	Virginia Tech	Attack				Ast	Serve			Block				Pts		
		S	K	E	TA		Pct	SA	SE	RE	Dig	BS	BA		BE	BH
1	Kaity Smith	3	7	6	26	.038	0	1	0	1	10	0	0	0	0	-
4	Jaila Tolbert	3	7	4	21	.143	0	0	0	0	2	0	2	0	0	-
9	Rhegan Mitchell	3	0	0	2	.000	22	1	0	0	7	0	0	0	0	-
14	Ester Talamazzi	3	9	6	25	.120	0	0	1	2	6	0	0	0	0	-
19	Marisa Cerchio	3	6	3	14	.214	0	0	0	0	0	1	2	1	0	-
22	Kai Young	1	1	0	2	.500	0	0	0	0	0	0	0	2	0	-
5	Carol Rafferty	2	0	0	0	.000	0	0	0	1	7	0	0	0	0	-
6	Angel Robinson	3	1	0	2	.500	0	0	0	1	0	0	1	0	0	-
10	Kylie Thomas	3	0	0	0	.000	0	0	1	1	4	0	0	0	0	-
11	Sarah Jane Lynch	3	0	0	0	.000	0	1	0	1	1	0	0	0	0	-
23	Talyn Jackson	2	0	0	3	.000	9	0	0	0	1	0	1	0	0	-
Team																
Totals		3	31	19	95	.126	31	3	3	7	38	1	6	3	0	-

Team Attack By Set

Set	K	E	TA	Pct
1	11	5	34	.176
2	9	6	28	.107
3	11	8	33	.091

SET SCORES

	1	2	3	Team Records:
Virginia Tech (0)	14	14	20	12-8, 3-5 ACC
Notre Dame (3)	25	25	25	11-7, 5-3 ACC

TOTAL TEAM BLOCKS: 4.0

TOTAL TEAM BLOCKS: 13.0

Site: Notre Dame, Ind. (Purcell Pavilion)
Date: Oct 14, 2018 Attend: 924 Time: 1:20
Referees: Elisabeth McHugh, Rod Rodriguez
Line judges: Milan Vuchenich, Charlie Olszewski



2018 BOX SCORES



Volleyball Box Score The Automated ScoreBook

Wake Forest vs Virginia Tech (Oct 19, 2018 at Blacksburg, Va.)



#	Wake Forest	Attack				Ast	Serve			Block				Pts		
		S	K	E	TA		Pct	SA	SE	RE	Dig	BS	BA		BE	BH
3	Alysia Nielson	5	0	0	0	.000	4	2	3	1	16	0	0	0	0	-
4	Madeline Holt	5	5	0	9	.556	39	2	2	0	11	0	3	0	2	-
5	Katie Moore	5	4	2	14	.143	0	0	0	0	3	0	3	0	0	-
14	Caitlyn Della	5	7	5	23	.087	0	0	2	0	3	1	6	0	0	-
16	Paige Sebesta	5	2	4	11	-.182	0	0	0	0	6	0	0	0	0	-
18	Caroline Rassenfoss	5	8	5	31	.097	0	0	4	1	1	0	2	0	0	-
1	Myca Mitchell	5	17	9	47	.170	0	0	0	2	5	0	3	0	0	-
2	Caitlin Clarke	5	0	0	0	.000	2	0	0	4	9	0	0	0	0	-
8	Hailey McFadden	5	0	0	0	.000	4	1	0	0	13	0	0	0	0	-
10	Caroline Kuhn	5	9	3	26	.231	0	2	6	0	4	0	3	0	0	-
17	Haley Kortekaas	1	0	0	0	.000	0	0	0	0	0	0	0	0	0	-
Totals		5	52	28	161	.149	49	7	17	8	71	1	20	0	2	-

Team Attack By Set

Set	K	E	TA	Pct
1	10	7	33	.091
2	13	3	26	.385
3	12	6	40	.150
4	13	10	50	.060
5	4	2	12	.167

TOTAL TEAM BLOCKS: 11.0

SET SCORES

Wake Forest (2)	1	2	3	4	5	Team Records:
Virginia Tech (3)	21	25	23	30	9	8-14 (3-7 ACC)
	25	19	25	28	15	13-8 (4-5 ACC)

#	Virginia Tech	Attack				Ast	Serve			Block				Pts		
		S	K	E	TA		Pct	SA	SE	RE	Dig	BS	BA		BE	BH
1	Kaity Smith	5	14	12	50	.040	1	1	5	1	7	0	2	0	0	-
4	Jaila Tolbert	5	16	10	39	.154	1	0	0	0	2	0	1	1	0	-
6	Angel Robinson	5	3	3	11	.000	0	0	0	0	0	4	0	4	0	-
9	Rhegan Mitchell	5	2	1	4	.250	36	0	0	0	4	0	2	3	0	-
14	Ester Talamazzi	5	13	4	39	.231	1	2	3	2	20	0	2	0	0	-
19	Marisa Cerchio	5	6	4	26	.077	0	1	1	0	0	1	5	0	0	-
5	Carol Raffety	5	0	1	1	-1.000	2	2	1	2	26	0	0	0	0	-
10	Kylie Thomas	5	0	0	0	.000	1	2	1	1	10	0	0	0	0	-
11	Sarah Jane Lynch	5	0	0	0	.000	0	1	0	0	0	0	0	0	0	-
23	Talyn Jackson	3	1	0	3	.333	9	0	0	0	2	0	2	1	1	-
Team																-
Totals		5	55	35	173	.116	51	8	12	7	71	1	18	5	1	-

Team Attack By Set

Set	K	E	TA	Pct
1	14	8	38	.158
2	5	7	24	-.083
3	15	7	42	.190
4	12	10	53	.038
5	9	3	16	.375

TOTAL TEAM BLOCKS: 10.0

Site: Blacksburg, Va. (Cassell Coliseum)
Date: Oct 19, 2018 Attend: 556 Time: 2:36 PM
Referees: Dennis Branch, Wade Brence
Line judges: DJ Preston, Scott Wolk



Volleyball Box Score The Automated ScoreBook

Duke vs Virginia Tech (Oct 21, 2018 at Blacksburg, Va.)



#	Duke	Attack				Ast	Serve			Block				Pts		
		S	K	E	TA		Pct	SA	SE	RE	Dig	BS	BA		BE	BH
1	Kelli Kalinoski	5	0	0	0	.000	5	0	1	2	17	0	0	0	0	-
4	Lily Cooper	5	5	4	12	.083	0	0	0	0	3	1	7	0	0	-
7	Leah Meyer	5	12	1	23	.478	1	0	6	0	1	0	7	1	0	-
10	Alex Springate	4	0	1	1	-1.000	11	0	1	0	0	0	1	0	1	-
11	Payton Schwartz	5	14	6	42	.190	0	1	1	5	12	0	3	0	0	-
16	Andie Shelton	5	17	2	39	.385	27	0	2	0	8	0	4	0	2	-
2	Jessi Bartholomew	2	3	1	4	.500	0	0	0	0	1	0	1	0	0	-
5	Mackenzie Cole	5	0	0	0	.000	5	1	3	0	11	0	0	0	0	-
8	Ade Owokoniran	4	9	6	29	.103	0	0	0	0	0	0	1	1	0	-
9	Haley Seyfarth	2	0	0	0	.000	2	0	0	0	2	0	0	0	0	-
13	Sarah Nelson	3	0	0	0	.000	12	0	0	0	8	0	0	0	0	-
17	Samantha Amos	5	10	4	27	.222	0	0	0	0	1	0	6	0	0	-
Team																-
Totals		5	70	25	177	.254	63	2	14	8	64	1	30	2	3	-

Team Attack By Set

Set	K	E	TA	Pct
1	13	4	29	.310
2	15	8	41	.171
3	16	3	46	.283
4	15	5	38	.263
5	11	5	23	.261

TOTAL TEAM BLOCKS: 16.0

SET SCORES

Duke (3)	1	2	3	4	5	Team Records:
Virginia Tech (2)	20	19	25	25	16	11-8 (5-5 ACC)
	25	25	23	23	14	13-9 (4-6 ACC)

#	Virginia Tech	Attack				Ast	Serve			Block				Pts		
		S	K	E	TA		Pct	SA	SE	RE	Dig	BS	BA		BE	BH
1	Kaity Smith	5	17	8	41	.220	0	1	4	0	15	0	1	1	0	-
4	Jaila Tolbert	5	19	6	50	.260	0	0	0	0	2	0	4	0	0	-
6	Angel Robinson	5	5	1	7	.571	0	0	0	0	1	1	5	0	0	-
9	Rhegan Mitchell	5	0	1	4	-.250	38	1	0	0	14	0	0	1	0	-
14	Ester Talamazzi	5	14	4	42	.238	1	2	2	0	17	0	0	1	0	-
19	Marisa Cerchio	5	3	6	14	-.214	0	0	1	0	9	2	1	0	0	-
5	Carol Raffety	5	0	0	0	.000	4	3	0	1	20	0	0	0	0	-
10	Kylie Thomas	5	0	0	0	.000	0	1	0	1	4	0	0	0	0	-
11	Sarah Jane Lynch	5	0	0	0	.000	0	0	0	0	1	0	0	0	0	-
23	Talyn Jackson	3	1	0	3	.333	9	0	0	0	0	0	1	0	0	-
Team																-
Totals		5	59	26	161	.205	52	8	7	2	74	3	12	3	0	-

Team Attack By Set

Set	K	E	TA	Pct
1	12	7	29	.172
2	14	3	40	.275
3	15	7	41	.195
4	11	7	33	.121
5	7	18	28	.278

TOTAL TEAM BLOCKS: 9.0

Site: Blacksburg, Va. (Cassell Coliseum)
Date: Oct 21, 2018 Attend: 702 Time: 2:28
Referees: Wade Brence, Dennis Branch
Line judges: Lance Rogers, Doug Mabry



Volleyball Box Score The Automated ScoreBook

Virginia Tech vs Miami (Oct 26, 2018 at Coral Gables, Fla.)



#	Virginia Tech	Attack				Ast	Serve			Block				Pts		
		S	K	E	TA		Pct	SA	SE	RE	Dig	BS	BA		BE	BH
1	Kaity Smith	2	4	0	10	.400	0	0	0	2	5	0	0	0	0	-
4	Jaila Tolbert	3	10	4	24	.250	0	0	0	0	0	0	0	0	0	-
6	Angel Robinson	3	6	2	12	.333	0	0	1	0	0	0	0	0	0	-
9	Rhegan Mitchell	3	1	0	6	.167	27	0	2	0	4	0	0	0	0	-
14	Ester Talamazzi	3	5	4	30	.033	0	1	0	2	7	0	1	0	0	-
19	Marisa Cerchio	3	4	4	11	.000	0	0	0	0	1	0	1	0	0	-
5	Carol Raffety	3	0	0	0	.000	2	0	1	2	12	0	0	0	0	-
7	Tessa Wyner	1	0	0	4	.000	0	0	1	0	3	0	0	0	0	-
10	Kylie Thomas	2	0	0	0	.000	1	0	0	0	2	0	0	0	0	-
11	Sarah Jane Lynch	3	0	0	0	.000	0	0	0	0	1	0	0	0	0	-
20	Abby McKinzie	2	0	0	0	.000	0	0	0	0	0	0	0	0	0	-
Team																-
Totals		3	30	14	97	.165	30	1	5	8	35	0	2	0	0	-

Team Attack By Set

Set	K	E	TA	Pct
1	10	5	34	.147
2	11	7	30	.133
3	9	2	33	.212

TOTAL TEAM BLOCKS: 1.0

SET SCORES

Virginia Tech (0)	1	2	3	Team Records:
Miami (3)	13	14	16	13-10, 4-7
	25	25	25	13-6, 9-3

#	Miami	Attack				Ast	Serve			Block				Pts		
		S	K	E	TA		Pct	SA	SE	RE	Dig	BS	BA		BE	BH
1	Sara Duque	3	0	0	0	.000	0	0	0	0	5	0	0	0	0	-
4	Chloe Brown	3	9	1	22	.364	2	3	1	0	9	0	2	0	0	-
5	Haley Templeton	3	6	1	11	.455	35	5	2	0	5	0	1	0	2	-
8	Bridget Wallenberger	3	5	0	10	.500	1	0	0	0	2	0	4	0	0	-
9	Elizaveta Lukianova	3	10	1	15	.600	0	0	0	0	1	0	1			

2018 BOX SCORES



Volleyball Box Score
The Automated ScoreBook
Syracuse vs Virginia Tech (Nov 02, 2018 at Blacksburg, Va.)



#	Syracuse	Attack				Ast	Serve			Block				Pts		
		S	K	E	TA		Pct	SA	SE	RE	Dig	BS	BA		BE	BH
2	Dana Valely	4	0	0	0	.000	17	0	0	0	5	0	0	0	0	-
7	Ella Saada	4	9	1	22	.364	0	0	2	0	5	0	3	0	0	-
9	Christina Oyawale	4	1	2	10	-.100	0	0	0	0	0	0	4	0	0	-
11	Polina Shemanova	4	13	5	32	.250	0	2	0	1	12	0	3	0	0	-
12	Amber Witherspoon	4	10	0	18	.556	0	0	0	0	0	2	12	1	0	-
19	Sanita Ebangwese	4	11	0	15	.733	1	2	0	0	4	0	3	0	0	-
3	Anastasiya Gorelina	1	0	0	0	.000	0	0	0	0	0	0	0	0	0	-
4	Aliah Bowllan	4	0	0	0	.000	5	1	1	0	12	0	0	0	0	-
5	Elena Karakasi	1	0	0	0	.000	0	0	0	0	0	0	0	0	0	-
6	Kendra Lukacs	1	0	0	3	.000	0	0	0	0	0	0	1	0	0	-
13	Yulia Yastrub	4	0	2	8	-.250	0	3	2	1	3	1	4	1	0	-
14	Jalissa Trotter	4	1	0	1	1.000	21	1	3	0	8	0	1	0	1	-
16	Mariia Levanova	1	0	0	0	.000	0	0	0	0	0	0	1	0	0	-
Totals		4	45	10	109	.321	44	9	8	2	49	3	32	2	1	-

Team Attack By Set

Set	K	E	TA	Pct
1	9	4	26	.192
2	11	3	31	.258
3	11	3	29	.276
4	14	0	23	.609

SET SCORES

	1	2	3	4
Syracuse (3)	25	23	25	25
Virginia Tech (1)	16	25	20	10

TOTAL TEAM BLOCKS: 19.0

Team Records:
15-7, 11-3 ACC
13-12, 4-9 ACC

#	Virginia Tech	Attack				Ast	Serve			Block				Pts		
		S	K	E	TA		Pct	SA	SE	RE	Dig	BS	BA		BE	BH
1	Kaity Smith	4	13	10	43	.070	1	0	0	4	11	0	0	0	0	-
4	Jaila Tolbert	4	21	7	35	.400	0	0	0	0	0	0	0	0	0	-
6	Angel Robinson	2	0	4	7	-.571	0	0	0	0	0	0	0	0	0	-
9	Rhegan Mitchell	4	3	1	7	-.286	41	0	1	0	8	0	0	0	1	-
14	Ester Talamazzi	4	8	13	33	-.152	1	0	0	0	7	1	0	0	0	-
19	Marisa Cerchio	4	2	2	9	.000	0	0	0	0	0	0	0	0	0	-
5	Carol Raffety	4	0	0	0	.000	3	1	1	1	17	0	0	0	0	-
7	Tessa Wyner	2	0	1	5	-.200	0	0	0	0	0	0	0	0	0	-
10	Kylie Thomas	3	0	0	0	.000	0	1	0	2	5	0	0	0	0	-
11	Sarah Jane Lynch	4	0	0	0	.000	0	0	0	2	0	0	0	0	0	-
20	Abby McKinzie	2	0	0	0	.000	0	1	0	2	0	0	0	0	0	-
22	Kai Young	4	2	1	4	.250	0	0	0	0	0	0	0	0	0	-
Team										2						-
Totals		4	49	39	143	.070	46	2	3	9	52	1	0	0	1	-

Team Attack By Set

Set	K	E	TA	Pct
1	11	13	33	-.061
2	20	9	38	.289
3	13	8	40	.125
4	5	9	32	-.125

Site: Blacksburg, Va. (Cassell Coliseum)
Date: Nov 02, 2018 Attend: 903 Time: 1:46
Referees: Kevin Wendelboe, Terry Martin
Line Judges: Butch Kitts, Rex Hart

TOTAL TEAM BLOCKS: 1.0



Volleyball Box Score
The Automated ScoreBook
Boston College vs Virginia Tech (Nov 04, 2018 at Blacksburg, Va.)



#	Boston College	Attack				Ast	Serve			Block				Pts		
		S	K	E	TA		Pct	SA	SE	RE	Dig	BS	BA		BE	BH
1	DEJARLD,JANE	3	1	0	2	.500	24	0	1	0	3	0	1	0	2	-
6	GOSS,MCKENNA	3	2	2	12	.000	0	0	0	0	3	0	0	0	0	-
8	NAUGHTON,CLARE	3	8	6	28	.071	0	1	0	1	2	0	0	0	1	-
14	CHUKWUJEKWU,AMAKA	3	5	1	7	.571	0	0	0	0	1	0	0	1	0	-
17	MULLEN,ALLY	3	4	1	9	.333	0	0	0	0	0	2	2	0	0	-
20	STRAWBERRY,JEWEL	3	8	5	18	.167	2	0	0	1	9	0	1	1	0	-
3	OEMCKE,CAMILLE	1	0	0	0	.000	0	0	0	0	0	0	0	0	0	-
4	WEST,SOPHIE	2	0	1	2	-.500	0	0	0	0	0	0	0	0	0	-
7	FUHRMANN,MACKENZIE	2	6	0	12	.500	0	0	1	0	0	0	0	0	0	-
9	STROCKIS,JILL	3	0	0	0	.000	3	2	0	0	13	0	0	0	0	-
10	KUTSCHKE,CARLY	2	1	1	3	.000	1	0	0	0	1	0	0	0	0	-
11	BALIDO,CAT	3	3	3	11	.000	0	0	0	0	1	0	0	0	0	-
15	CANULLI,NATALIE	1	0	0	0	.000	0	0	0	0	0	0	0	0	0	-
18	MORRISON,MAKENZIE	3	0	0	0	.000	0	0	0	1	9	0	0	0	1	-
19	MCKNIGHT,MADISON	3	0	0	0	.000	8	0	0	0	3	0	0	0	1	-
Team										1						-
Totals		3	38	20	104	.173	38	3	2	4	45	2	4	2	6	-

Team Attack By Set

Set	K	E	TA	Pct
1	13	9	40	.100
2	13	8	34	.147
3	12	3	30	.300

SET SCORES

	1	2	3
Boston College (0)	20	18	21
Virginia Tech (3)	25	25	25

TOTAL TEAM BLOCKS: 4.0

Team Records:
13-13 (3-11 ACC)
14-12 (5-9 ACC)

#	Virginia Tech	Attack				Ast	Serve			Block				Pts		
		S	K	E	TA		Pct	SA	SE	RE	Dig	BS	BA		BE	BH
1	Kaity Smith	3	14	5	36	.250	0	0	4	1	8	0	3	0	0	-
4	Jaila Tolbert	3	12	4	22	.364	1	0	0	0	1	1	1	0	0	-
9	Rhegan Mitchell	3	0	0	4	.000	37	0	0	0	3	0	3	0	0	-
14	Ester Talamazzi	3	5	1	19	.211	1	2	1	0	11	0	0	0	0	-
19	Marisa Cerchio	3	8	0	15	.533	1	0	0	0	2	4	0	0	0	-
22	Kai Young	3	4	1	10	.300	0	0	0	0	0	0	0	3	2	-
5	Carol Raffety	3	0	0	0	.000	3	0	0	1	12	0	0	0	0	-
10	Kylie Thomas	3	0	0	0	.000	0	1	1	0	3	0	0	0	0	-
11	Sarah Jane Lynch	3	0	0	0	.000	0	1	0	0	2	0	0	0	0	-
20	Abby McKinzie	1	0	0	0	.000	0	0	0	0	1	0	0	0	0	-
Team										1						-
Totals		3	43	11	106	.302	43	4	6	3	40	3	14	2	0	-

Team Attack By Set

Set	K	E	TA	Pct
1	15	3	39	.308
2	14	2	31	.387
3	14	6	36	.222

Site: Blacksburg, Va. (Cassell Coliseum)
Date: Nov 04, 2018 Attend: 791 Time: 1:22
Referees: Terry Martin, Kevin Wendelboe
Line Judges: James Eaton, Jacob Agee

TOTAL TEAM BLOCKS: 10.0



Volleyball Box Score
The Automated ScoreBook
Virginia Tech vs Virginia (Nov 09, 2018 at Charlottesville, Va.)



#	Virginia Tech	Attack				Ast	Serve			Block				Pts		
		S	K	E	TA		Pct	SA	SE	RE	Dig	BS	BA		BE	BH
1	Kaity Smith	5	17	10	44	.159	0	0	3	3	9	0	1	0	0	-
4	Jaila Tolbert	5	16	5	39	.282	1	0	0	0	3	0	6	1	0	-
9	Rhegan Mitchell	5	2	0	6	.333	53	0	1	0	9	0	0	1	1	-
14	Ester Talamazzi	5	11	9	37	.054	1	1	1	1	10	0	0	0	0	-
19	Marisa Cerchio	5	8	2	22	.273	0	0	0	0	1	0	5	0	0	-
22	Kai Young	5	5	5	11	.000	0	0	0	0	1	2	2	1	0	-
5	Carol Raffety	5	0	0	0	.000	3	2	1	2	22	0	0	0	0	-
7	Tessa Wyner	4	3	1	14	.143	1	0	0	0	1	0	0	0	0	-
11	Sarah Jane Lynch	5	0	0	0	.000	0	2	0	0	2	0	0	0	0	-
20	Abby McKinzie	5	0	0	0	.000	1	1	0	0	8	0	0	0	0	-
Team										2						-
Totals		5	62	32	173	.173	60	4	8	8	66	2	14	3	1	-

Team Attack By Set

Set	K	E	TA	Pct
1	16	3	32	.406
2	8	9	32	-.031
3	12	3	31	.290
4	16	12	42	.095
5	10	5	36	.139

SET SCORES

	1	2	3	4	5
Virginia Tech (2)	25	16	25	23	14
Virginia (3)	22	25	23	25	16

TOTAL TEAM BLOCKS: 9.0

Team Records:
14-13, 5-10 ACC
8-17, 4-11 ACC

#	Virginia	Attack				Ast	Serve			Block				Pts		
		S	K	E	TA		Pct	SA	SE	RE	Dig	BS	BA		BE	BH
2	Alex Spencer	5	2	4	15	-.133	2	3	3	3	22	1	2	0	0	-
6	Megan Wilson	5	0	0	0	.000	28	0	0	0	2	0	0	1	1	-
8	Chino Anukwuem	5	10	2	19	.421	0	0	1	0	1	0				

2018 OVERALL SEASON STATS



The Automated ScoreBook
Virginia Tech Combined Team Statistics (as of Nov 09, 2018)
All matches



RECORD:	OVERALL	HOME	AWAY	NEUTRAL
ALL GAMES	14-13	8-4	3-7	3-2
CONFERENCE	5-10	4-4	1-6	0-0
NON-CONFERENCE	9-3	4-0	2-1	3-2

#	Player	sp	Attack				Set		Serve			Dig			Blocking					points		
			k	k/s	e	ta	pct	a	a/s	sa	se	sa/s	re	dig	dig/s	bs	ba	total	blk/s		be	bhe
1	Kaity Smith	94	331	3.52	161	866	.196	16	0.17	24	53	0.26	28	231	2.46	1	24	25	0.27	1	0	-
4	Jaila Tolbert	95	306	3.22	111	655	.298	5	0.05	0	2	0.00	0	39	0.41	4	65	69	0.73	2	0	-
14	Ester Talamazzi	94	221	2.35	133	750	.117	23	0.24	33	35	0.35	25	256	2.72	2	24	26	0.28	6	1	-
19	Marisa Cerchio	95	184	1.94	63	454	.267	2	0.02	12	17	0.13	1	13	0.14	15	85	100	1.05	2	0	-
22	Kai Young	69	72	1.04	38	183	.186	2	0.03	0	0	0.00	1	8	0.12	2	53	55	0.80	19	0	-
9	Rhegan Mitchell	91	32	0.35	9	104	.221	809	8.89	7	14	0.08	0	160	1.76	1	31	32	0.35	8	14	-
6	Angel Robinson	37	27	0.73	19	79	.101	0	0.00	1	2	0.03	1	1	0.03	1	21	22	0.59	1	0	-
23	Talyn Jackson	35	16	0.46	3	41	.317	157	4.49	2	0	0.06	0	27	0.77	0	15	15	0.43	4	5	-
7	Tessa Wyner	14	6	0.43	5	34	.029	2	0.14	0	2	0.00	2	10	0.71	0	0	0	0.00	0	0	-
5	Carol Raffety	94	2	0.02	1	8	.125	83	0.88	21	21	0.22	28	363	3.86	0	0	0	0.00	0	1	-
13	Peyton Yelich	1	2	2.00	0	4	.500	0	0.00	0	0	0.00	0	0	0.00	0	0	0	0.00	1	0	-
10	Kylie Thomas	84	0	0.00	0	0	.000	18	0.21	16	14	0.19	12	123	1.46	0	0	0	0.00	0	1	-
20	Abby McKinzie	44	0	0.00	0	0	.000	2	0.05	8	4	0.18	1	31	0.70	0	0	0	0.00	0	0	-
11	Sarah Jane Lynch	52	0	0.00	0	0	.000	0	0.00	5	7	0.10	0	17	0.33	0	0	0	0.00	0	0	-
	TEAM	-	-	-	-	-	-	-	-	-	-	-	14	-	-	-	-	-	-	-	-	-
	VIRGINIA TECH	95	1199	12.62	543	3178	.206	1119	11.78	129	171	1.36	113	1279	13.46	26	318	185.0	1.95	44	22	-
	Opponents	95	1152	12.13	480	3095	.217	1092	11.49	113	199	1.19	130	1235	13.00	26	376	214.0	2.25	35	32	-

Team Statistics	VT	OPP	Date	Opponent	Score	Score by set	Att.
ATTACK							
Kills	1199	1152	Aug 24	vs USC Upstate	w 3-0	25-14,25-18,25-15	1411
Errors	543	480	Aug 25	vs Presbyterian	w 3-0	25-22,25-11,25-21	1411
Total Attacks	3178	3095	Aug 25	at Charlotte	w 3-2	15-25,24-26,25-19,25-19,15-9	1411
Attack Pct	.206	.217	Aug 31	WILLIAM & MARY	w 3-0	25-14,25-6,25-20	329
Kills/Set	12.6	12.1	Aug 31	CAMPBELL	w 3-0	25-18,25-19,25-12	842
SET							
Assists	1119	1092	Sep 01	ROBERT MORRIS	w 3-1	22-25,25-21,25-16,25-15	515
Attempts	3156	3134	Sep 07	vs IUPUI	w 3-1	25-21,25-11,22-25,25-13	259
Assist Pct	.355	.348	Sep 07	at Ohio	w 3-1	24-26,25-21,25-21,25-16	860
Assists/Set	11.8	11.5	Sep 08	vs Samford	L 0-3	18-25,20-25,16-25	405
SERVE							
Aces	129	113	Sep 11	VCU	w 3-0	25-16,25-18,25-21	818
Errors	171	199	Sep 15	vs #18 Baylor	L 0-3	26-28,18-25,16-25	126
Attempts	2073	2023	Sep 16	at UTSA	L 1-3	14-25,25-20,21-25,23-25	563
Serve Pct	.918	.902	*Sep 21	#9 PITT	L 0-3	16-25,18-25,20-25	672
Aces/Set	1.4	1.2	*Sep 23	VIRGINIA	w 3-0	25-20,25-21,25-20	839
SERVE RECEPTIONS							
Errors	113	130	*Sep 28	NORTH CAROLINA	w 3-0	25-15,25-19,25-23	827
Errors/Set	1.2	1.4	*Sep 30	NC STATE	L 1-3	25-21,24-26,19-25,23-25	536
Attempts	1823	1901	*Oct 05	at Georgia Tech	w 3-0	25-23,25-22,25-15	786
Reception Pct	.938	.932	*Oct 07	at Clemson	L 0-3	18-25,13-25,22-25	1132
DEFENSE							
Digs	1279	1235	*Oct 12	at #22 Louisville	L 0-3	17-25,18-25,20-25	968
Digs/Set	13.5	13.0	*Oct 14	at Notre Dame	L 0-3	14-25,14-25,20-25	924
BLOCKING							
Block Solo	26	26	*Oct 19	WAKE FOREST	w 3-2	25-21,19-25,25-23,28-30,15-9	556
Block Assist	318	376	*Oct 21	DUKE	L 2-3	25-20,25-19,23-25,23-25,14-16	702
Total Blocks	185.0	214.0	*Oct 26	at Miami	L 0-3	13-25,14-25,16-25	265
Blocks/Set	1.9	2.3	*Oct 28	at Florida State	L 0-3	20-25,17-25,23-25	776
Block Errors	44	35	*Nov 02	SYRACUSE	L 1-3	16-25,25-23,20-25,10-25	903
Ball handling errors	22	32	*Nov 04	BOSTON COLLEGE	w 3-0	25-20,25-18,25-21	791
			*Nov 09	at Virginia	L 2-3	25-22,16-25,25-23,23-25,14-16	1089

Record in 3-set matches: 9-8
Record in 4-set matches: 3-3
Record in 5-set matches: 2-2



2018 CONFERENCE SEASON STATS



The Automated ScoreBook
Virginia Tech Combined Team Statistics (as of Nov 09, 2018)
Conference matches



RECORD:	OVERALL	HOME	AWAY	NEUTRAL
ALL GAMES	5-10	4-4	1-6	0-0
CONFERENCE	5-10	4-4	1-6	0-0
NON-CONFERENCE	0-0	0-0	0-0	0-0

#	Player	sp	Attack				Set		Serve			Dig		Blocking					points			
			k	k/s	e	ta	pct	a	a/s	sa	se	sa/s	re	dig	dig/s	bs	ba	total		blk/s	be	bhe
1	Kaity Smith	52	179	3.44	100	507	.156	8	0.15	8	26	0.15	21	129	2.48	1	13	14	0.27	1	0	-
4	Jaila Tolbert	53	178	3.36	72	401	.264	4	0.08	0	2	0.00	0	15	0.28	3	32	35	0.66	2	0	-
14	Ester Talamazzi	52	119	2.29	85	426	.080	10	0.19	16	21	0.31	14	140	2.69	2	7	9	0.17	2	1	-
19	Marisa Cerchio	53	83	1.57	40	228	.189	1	0.02	2	4	0.04	0	4	0.08	7	41	48	0.91	1	0	-
22	Kai Young	33	26	0.79	15	70	.157	1	0.03	0	0	0.00	0	4	0.12	2	22	24	0.73	14	0	-
6	Angel Robinson	24	20	0.83	15	55	.091	0	0.00	0	1	0.00	1	1	0.04	1	14	15	0.62	1	0	-
9	Rhegan Mitchell	53	18	0.34	7	69	.159	491	9.26	2	9	0.04	0	88	1.66	0	20	20	0.38	6	8	-
7	Tessa Wyner	9	6	0.67	3	28	.107	1	0.11	0	2	0.00	0	7	0.78	0	0	0	0.00	0	0	-
23	Talyn Jackson	11	3	0.27	0	12	.250	38	3.45	0	0	0.00	0	7	0.64	0	5	5	0.45	1	2	-
5	Carol Raffety	52	1	0.02	1	2	.000	33	0.63	14	12	0.27	16	210	4.04	0	0	0	0.00	0	0	-
20	Abby McKinzie	17	0	0.00	0	0	.000	1	0.06	2	2	0.12	0	18	1.06	0	0	0	0.00	0	0	-
11	Sarah Jane Lynch	51	0	0.00	0	0	.000	0	0.00	5	7	0.10	0	17	0.33	0	0	0	0.00	0	0	-
10	Kylie Thomas	42	0	0.00	0	0	.000	6	0.14	8	6	0.19	8	54	1.29	0	0	0	0.00	0	0	-
	TEAM	-	-	-	-	-	-	-	-	-	-	-	11	-	-	-	-	-	-	-	-	-
	VIRGINIA TECH	53	633	11.94	338	1798	.164	594	11.21	57	92	1.08	71	694	13.09	16	154	93.0	1.75	28	11	-
	Opponents	53	681	12.85	249	1722	.251	651	12.28	71	122	1.34	57	707	13.34	15	262	146.0	2.75	15	24	-

Team Statistics	VT	OPP	Date	Opponent	Score	Score by set	Att.	
ATTACK								
Kills	633	681	*Sep 21	#9 PITT	L 0-3	16-25,18-25,20-25	672	
Errors	338	249	*Sep 23	VIRGINIA	w 3-0	25-20,25-21,25-20	839	
Total Attacks	1798	1722	*Sep 28	NORTH CAROLINA	w 3-0	25-15,25-19,25-23	827	
Attack Pct	.164	.251	*Sep 30	NC STATE	L 1-3	25-21,24-26,19-25,23-25	536	
Kills/Set	11.9	12.8	*Oct 05	at Georgia Tech	w 3-0	25-23,25-22,25-15	786	
SET								
Assists	594	651	*Oct 07	at Clemson	L 0-3	18-25,13-25,22-25	1132	
Attempts	1777	1741	*Oct 12	at #22 Louisville	L 0-3	17-25,18-25,20-25	968	
Assist Pct	.334	.374	*Oct 14	at Notre Dame	L 0-3	14-25,14-25,20-25	924	
Assists/Set	11.2	12.3	*Oct 19	WAKE FOREST	w 3-2	25-21,19-25,25-23,28-30,15-9	556	
SERVE								
Aces	57	71	*Oct 21	DUKE	L 2-3	25-20,25-19,23-25,23-25,14-16	702	
Errors	92	122	*Oct 26	at Miami	L 0-3	13-25,14-25,16-25	265	
Attempts	1108	1197	*Oct 28	at Florida State	L 0-3	20-25,17-25,23-25	776	
Serve Pct	.917	.898	*Nov 02	SYRACUSE	L 1-3	16-25,25-23,20-25,10-25	903	
Aces/Set	1.1	1.3	*Nov 04	BOSTON COLLEGE	w 3-0	25-20,25-18,25-21	791	
SERVE RECEPTIONS								
Errors	71	57	*Nov 09	at Virginia	L 2-3	25-22,16-25,25-23,23-25,14-16	1089	
Errors/Set	1.3	1.1	Record in 3-set matches: 4-6					
Attempts	1075	1015	Record in 4-set matches: 0-2					
Reception Pct	.934	.944	Record in 5-set matches: 1-2					
DEFENSE								
Digs	694	707						
Digs/Set	13.1	13.3						
BLOCKING								
Block Solo	16	15						
Block Assist	154	262						
Total Blocks	93.0	146.0						
Blocks/Set	1.8	2.8						
Block Errors	28	15						
Ball handling errors	11	24						





1
Kaity SMITH
OH | 6-1 | So.
Florence, Ky.




4
Jailla TOLBERT
RS | 6-1 | Sr.
Minneapolis, Minn.
(JAY-lah)



5
Carol RAFFETY
L/DS | 5-11 | Jr.
Novato, Calif.



6
Angel ROBINSON
MB | 6-0 | Fr.
Norman, Okla.



7
Tessa WYNER
OH | 5-11 | Jr.
Charleston, W.Va.



9
Rhegan MITCHELL
S | 5-8 | r-Sr.
Peachtree City, Ga.
(like Ronald Reagan)



10
Kylie THOMAS
L/DS | 5-7 | So.
Sterling, Va



11
Sarah Jane LYNCH
S | 6-2 | Fr.
Roswell, Ga.



13
Peyton YELICH
MB | 6-3 | Fr.
Crown Point, Ind.
(Yell-itch)



14
Ester TALAMAZZI
OH | 6-0 | So.
Campo Ligure, Genoa, Italy
(Tal-uh-MAHT-zee)



16
Jennifer WILLIAMS
OH | 6-1 | Fr.
Staunton, Va.




19
Marisa CERCHIO
MB/OH | 6-3 | So.
Cincinnati, Ohio
(SIR-ko)



20
Abby MCKINZIE
L/DS | 5-9 | Jr.
East Leroy, Mich.



21
Melody CALOYANNIDES
OH | 6-0 | Jr.
Reston, Va.
(cal-oh-yahn-EE-dis)



22
Kai YOUNG
MB | 5-11 | So.
Charlotte, N.C.



23
Talyn JACKSON
S | 5-11 | Fr.
Gardnerville, Nev.
(TAL-Lynn)



Jill WILSON
Head Coach
LSU, 2001



John WASIELEWSKI
Associate Head Coach
Penn State, 1990
(Was-uh-LEW-ski)




Thomas AMBERG
Assistant Coach
UCLA, 2012



Leah JOSEPH
Director of Operations
Georgia Southern, 2016



Kayla SCHANBACK
Volunteer Assistant Coach
Campbell, 2018



Kayla RESCO
Head Manager

