



HOKIES®

2018 Virginia Tech Volleyball Match Notes

#FuelTheFire

Nov. 2 & 4 | Matches 25 & 26
Carilion Clinic Court | Cassell Coliseum

INFORMATION

Virginia Tech Hokies



Record13-11, 4-8 ACC
Starters R/L4+Libero/2
Head Coach.....Jill Wilson
Record (Years).....23-32 (2nd)

Syracuse Orange



Record14-7, 10-3 ACC
Starters R/L6/0+Libero
Head Coach.....Leonid Yelin
Record (Years).....103-107 (7th)

Boston College Eagles



Record13-12, 3-10 ACC
Starters R/L6+Libero/0
Head Coach.....Jason Kennedy
Record (Years).....13-12 (1st)

NUMBER TO KNOW

2

• Tech has two seniors on the team, Jaila Tolbert and Rhegan Mitchell, and the pair has combined for 55 wins and eight non-conference tournament titles since their arrival.

PROJECTED STARTERS

#	Name	K	Pct.	A	D	B
1	Kaity Smith (OH)	287	.203	15	203	21
4	Jaila Tolbert (RS)	257	.290	3	36	61
6	Angel Robinson (MB)	27	.167	0	1	22
9	Rhegan Mitchell (S)	27	.218	678	140	29
14	Ester Talamazzi (OH)	197	.132	20	228	25
19	Marisa Cerchio (MB)	166	.262	1	12	89
5	Carol Raffety (L)	2	.125	74	312	0

SERIES HISTORY

Syracuse SeriesTech leads 7-3
First MeetingTech won 3-0 in 1993
Last MeetingCuse won 3-0 in 2017
Boston College Series.....Tech leads 17-7
First MeetingTech won 3-0 in 2001
Last MeetingBC won 3-1 in 2017


AT THE NET

- Virginia Tech's volleyball team boasts 10 returning letterwinners, including four starters and its libero back.
- Tech has 16 student-athletes on the roster and of the 16, 11 are underclassmen. One of the youngest groups in the ACC, 69 percent of Tech's team is freshmen and sophomores.
- Though the Hokies will be youthful in 2018, they do bring back All-ACC selection Jaila Tolbert at the right-side hitter position.
- Tolbert is coming off her best season yet and had quite the summer, too, as the senior competed on the U.S. Collegiate National Team.
- Tech is coming off two straight-set losses this past weekend in the Sunshine State.
- The Hokies are looking to earn their fifth ACC win this season, which would mark improvement from last year's four-win total.
- This weekend is Homecoming for Tech, as well as Alumni Weekend. Senior Day is on Sunday, honoring the two seniors.
- The team will also be signing autographs on Saturday at HokieVillage from 12-12:45 p.m.

LAST TIME OUT

- Last Friday, Tech fell to Miami (Fla.) in Coral Gables by a score of 3-0, falling to 8-3 on Fridays this fall.
- Senior Jaila Tolbert was the lone Hokie to have double-digit kills, owning exactly 10.
- Freshman Angel Robinson turned in a career-high six kills on a .333 hitting percentage.
- On Sunday, Tech traveled to Tallahassee and fell in straight sets to Florida State, despite 15 ties and five lead changes.
- Sophomore Kaity Smith (13) and Tolbert (12) each had double-digit kills to pace Tech.
- Tolbert's 12 kills marked her fourth consecutive match of owning 10 or more.
- Redshirt senior Rhegan Mitchell dished out 35 assists, marking her third-most assists in a three-set match, and scooped up eight digs, missing the near double-double.

WHO TO WATCH



• Libero Carol Raffety has been in a groove her last four matches, scooping up 71 digs to average 4.48 digs per set since Oct. 19.

2018 Schedule

AUGUST

16	(1) vs. RADFORD	W, 3-2
24	(2) vs. USC UPSTATE	W, 3-0
25	(2) vs. PRESBYTERIAN	W, 3-0
25	(2) AT CHARLOTTE (C-USA TV)	W, 3-2
31	(3) WILLIAM & MARY (ACC NETWORK EXTRA)	W, 3-0
31	(3) CAMPBELL (ACC NETWORK EXTRA)	W, 3-0

SEPTEMBER

1	(3) ROBERT MORRIS (ACC NETWORK EXTRA)	W, 3-1
7	(4) vs. IUPUI	W, 3-1
7	(4) AT OHIO (ESPN+)	W, 3-1
8	(4) vs. SAMFORD	L, 3-0
11	VCU (ACC NETWORK EXTRA)	W, 3-0
15	(5) vs. No. 18/RV BAYLOR	L, 3-0
16	(5) AT UTSA (FACEBOOK)	L, 3-1
21	No. 9/10 PITT* (ACC NETWORK EXTRA)	L, 3-0
23	VIRGINIA* (ACC NETWORK EXTRA)	W, 3-0
28	NORTH CAROLINA* (ACC NETWORK EXTRA)	W, 3-0
30	NC STATE* (ACC NETWORK EXTRA)	L, 3-1

OCTOBER

5	AT GEORGIA TECH* (ACC NETWORK EXTRA)	W, 3-0
7	AT CLEMSON* (ACC NETWORK EXTRA)	L, 3-0
12	AT No. 22/24 LOUISVILLE* (ACC NETWORK EXTRA)	L, 3-0
14	AT NOTRE DAME* (ACC NETWORK EXTRA)	L, 3-0
19	WAKE FOREST* (ACC NETWORK EXTRA)	W, 3-2
21	DUKE* (ACC NETWORK EXTRA)	L, 3-2
26	AT MIAMI (FLA.)* (ACC NETWORK EXTRA)	L, 3-0
28	AT FLORIDA STATE* (ACC NETWORK EXTRA)	L, 3-0

NOVEMBER

2	SYRACUSE* (ACC NETWORK EXTRA)	6 P.M.
4	BOSTON COLLEGE* (ACC NETWORK EXTRA)	1 P.M.
9	AT VIRGINIA* (ACC NETWORK EXTRA)	7 P.M.
16	AT BOSTON COLLEGE* (ACC NETWORK EXTRA)	7:30 P.M.
18	AT SYRACUSE* (ACC NETWORK EXTRA)	1 P.M.
21	CLEMSON* (ACC NETWORK EXTRA)	3 P.M.

* ACC MATCH | ALL TIMES ET | AT THE TIME RANKING/CURRENT RANKING

- 1-EXHIBITION
- 2-CHARLOTTE INVITATIONAL
- 3-HOKIE INVITATIONAL
- 4-BOBCAT INVITATIONAL
- 5-UTSA INVITATIONAL

VIRGINIA TECH CONTACT

Lance Dozier
Assistant Director, Strategic Communications
Phone: (507) 993-1898
Email: lance17@vt.edu

Social



@HokiesVB



@HokiesVB



/HokieSports



@VT_VBall



AVCA Top 25 Week 10 Poll

Oct. 29 | *Opponents in italics*

Team (1st place)	Points	Record	Last
1 BYU (52)	1587	22-0	1
2 Stanford (12)	1548	20-1	2
3 Minnesota	1473	18-2	3
4 Illinois	1385	20-3	6
5 Wisconsin	1309	16-4	7
6 Texas	1254	14-4	8
7 Penn State	1196	18-4	4
8 Nebraska	1102	16-6	9
9 Creighton	1057	20-4	10
10 <i>Pitt</i>	<i>1039</i>	<i>23-1</i>	<i>5</i>
11 Florida	903	19-4	13
12 Kentucky	840	16-4	14
13 Purdue	813	19-4	17
14 Michigan	767	18-5	12
15 USC	673	16-7	15
16 Oregon	667	15-7	16
17 Cal Poly	640	19-2	11
18 Washington State	564	17-5	19
19 Marquette	504	20-5	18
20 Missouri	332	20-4	24
21 Arizona	249	17-7	23
22 UCLA	220	11-8	20
23 UCF	164	20-3	25
24 <i>Louisville</i>	<i>107</i>	<i>17-6</i>	<i>22</i>
T-25 UNI	86	18-7	NR
T-25 Tennessee	86	18-5	NR

Receiving Votes: Washington 81; Baylor 58; Utah 29; Colorado 20; San Diego 8; Kansas 6; Denver 5; Rice 2

Dropped Out: Then-No. 21 Washington

NCAA RPI

Oct. 29 | *Opponents in italics*

Team	Conference	Record
1 Stanford	Pac-12	20-1
2 Illinois	B1G	20-3
3 BYU	WCC	22-0
4 Minnesota	B1G	18-2
5 Texas	Big 12	14-4
6 Wisconsin	B1G	16-4
7 USC	Pac-12	16-7
8 <i>Pitt</i>	<i>ACC</i>	<i>23-1</i>
9 Kentucky	SEC	16-4
10 Washington State	Pac-12	17-5
11 UCF	American	20-3
12 Purdue	B1G	19-4
13 Michigan	B1G	18-5
14 Nebraska	B1G	16-6
15 UNI	MVC	18-7
16 Penn State	B1G	18-4
17 Creighton	BIG EAST	20-4
18 Oregon	Pac-12	15-7
19 Florida	SEC	19-4
20 Marquette	BIG EAST	20-5
21 <i>Baylor</i>	<i>Big 12</i>	<i>14-7</i>
22 Cal Poly	Big West	19-2
23 UCLA	Pac-12	11-8
24 Missouri	SEC	20-4
25 Cincinnati	American	19-6
26 Washington	Pac-12	13-9
27 Texas State	Sun Belt	22-5
28 Kansas	Big 12	13-7
29 South Carolina	SEC	15-6
30 Tennessee	SEC	18-5

QUICK FACTS

University NameVirginia Tech
 LocationBlacksburg, Va.
 Founded1872
 Enrollment34,440
 President..... Dr. Timothy Sands
 Director of Athletics..... Whit Babcock
 NicknameHokies
 MascotHokie Bird
 Colors..... Chicago Maroon and Burnt Orange
 Affiliation..... NCAA Division I
 Conference.....Atlantic Coast

2017 INFORMATION, 2018 PREVIEW

Overall Record 10-21
 ACC Record 4-16 (12th)
 Starters Returning/Lost..... 4 + Libero/2
 Letterwinners Returning/Lost..... 10/8
 Newcomers.....6
 Home Court..... Cassell Coliseum
 Capacity 9,275

2018 Key Information

RETURNING STARTERS (4 + Libero)

Rhegan Mitchell	S	Racked up 1,122 assists (9.93 a/s), 243 digs, 66 kills Team-high 440 digs, 32 SA, 102 assists
Carol Raffety	L/DS	
Kaity Smith	OH	Posted 309 kills, 190 digs, ACC All-Freshmen Team Turned in 290 kills, 229 digs, 27 aces, 24 blocks
Ester Talamazzi	OH	
Jaila Tolbert	RS	Tallied a team-high 318 kills (.318 clip), 2nd team All-ACC

OTHERS RETURNING (5)

Melody Caloyannides	OH	Posted 15 kills, 22 digs in 15 sets
Marisa Cerchio	MB/OH	Registered 114 kills, 25 blocks, 15 digs in 76 sets
Abby McKinzie	L/DS	Recorded 103 digs, six aces in 89 sets
Kylie Thomas	L/DS	Tallied 78 digs, eight aces in 53 sets
Kai Young	MB	Collected 20 kills, 22 blocks in 34 sets

NEWCOMERS (6)

Talyn Jackson	S	Senior Aces Top 150, NIAA all-state, three-time All-League
Sarah Jane Lynch	S	Senior Aces Top 150, GHSA all-state, AAU All-American
Angel Robinson	MB	Led North Norman HS to state finals twice, OSSAA all-state
Jennifer Williams	OH	Led Robert E. Lee HS to state final, VHSL all-state
Tessa Wyner	OH	Three-time West Virginia Gatorade Player of the Year
Peyton Yelich	MB	IHSAA all-state, led Crown Point HS to state final

STARTERS LOST (2)

Cara Cunningham	MB	Team-high 81 blocks, 132 kills, hit .246
Stacey Christy	MB	Hit .291 with 160 kills, 70 blocks

No.	Name	Pos.	Ht.	Cl.	Hometown	High School (Previous School)
1	Kaity Smith	OH	6'1"	So.	Florence, Ky.	Randall Cooper
4	Jaila Tolbert	RS	6'1"	Sr.	Minneapolis, Minn.	Breck School
5	Carol Raffety	L/DS	5'11"	Jr.	Novato, Calif.	Marin Catholic
6	Angel Robinson	MB	6'0"	Fr.	Norman, Okla.	Norman North
7	Tessa Wyner	OH	5'11"	Fr.	Charleston, W.Va.	George Washington
9	Rhegan Mitchell	S	5'8"	r-Sr.	Peachtree City, Ga.	McIntosh
10	Kylie Thomas	L/DS	5'7"	So.	Sterling, Va.	Potomac Falls
11	Sarah Jane Lynch	S	6'2"	Fr.	Roswell, Ga.	Mount Pisgah Christian
13	Peyton Yelich	MB	6'3"	Fr.	Crown Point, Ind.	Crown Point
14	Ester Talamazzi	OH	6'0"	So.	Campo Ligure, Genoa, Italy	Liceo Scientifico A. Antonelli
16	Jennifer Williams	OH	6'1"	Fr.	Staunton, Va.	Robert E. Lee
19	Marisa Cerchio	MB/OH	6'3"	So.	Cincinnati, Ohio	Turpin
20	Abby McKinzie	L/DS	5'9"	Jr.	East Leroy, Mich.	St. Philip Catholic Central
21	Melody Caloyannides	OH	6'0"	Jr.	Reston, Va.	South Lakes
22	Kai Young	MB	5'11"	So.	Charlotte, N.C.	Charlotte Christian
23	Talyn Jackson	S	5'11"	Fr.	Gardnerville, Nev.	Douglas

Head Coach: Jill Wilson (LSU, 2001), 2nd Season
Associate Head Coach: John Wasielewski (Penn State, 1990), 2nd season
Assistant Coach: Thomas Amberg (UCLA, 2012), 2nd season
Volunteer Assistant Coach: Kayla Schanback (Campbell, 2018), 1st season
Director of Operations: Leah Joseph (Georgia Southern, 2016), 2nd season
Head Manager: Kayla Resco, 2nd season

Pronunciations

Melody Caloyannides: cal-oh-yahn-EE-dis	Marisa Cerchio: SIR-ko	Jaila Tolbert: JAY-lah
Ester Talamazzi: Tal-uh-MAHT-zee	Talyn Jackson: TAL-lynn	Peyton Yelich: Yell-it-itch
John Wasielewski: Was-uh-LEW-ski	Rhegan Mitchell: like (Ronald) Reagan	





2018 ACC Standings

Team	Overall	ACC	Pct.
1. No. 10 Pitt	23-1	11-1	.958
2. No. 24 Louisville	17-6	10-2	.739
3. Florida State	14-8	10-2	.636
4. Syracuse	14-7	10-3	.667
5. Miami (Fla.)	13-6	9-3	.684
6. Notre Dame	14-8	8-4	.636
7. Duke	13-8	7-5	.619
8. Georgia Tech	15-10	4-8	.600
Virginia Tech	13-11	4-8	.542
Clemson	13-12	4-8	.520
NC State	10-12	4-8	.455
12. Wake Forest	8-16	3-9	.333
Virginia	7-15	3-9	.318
14. Boston College	13-12	3-10	.520
15. North Carolina	5-16	1-11	.238

2018 Preseason ACC Coaches' Poll

- Pitt (196 points)
- Louisville (180)
- Florida State (171)
- Notre Dame (137)
- Duke (134)
- North Carolina (121)
- Miami (Fla.) (117)
- NC State (117)
- Syracuse (110)
- Georgia Tech (68)
- 11. Virginia Tech (55)**
- Clemson (54)
- Wake Forest (51)
- Virginia (37)
- Boston College (27)

2018 ACC Preseason All-Conference

Kaylin Korte, Sr., OH/RS, Clemson
 Leah Meyer, Jr., MB, Duke
 Payton Caffrey, Jr., OH, Florida State
 Taryn Knuth, So., MB, Florida State
 Jasmine Bennett, Sr., MB, Louisville
 Melanie McHenry, Jr., OH, Louisville
 Wilma Rivera, Sr., S, Louisville
 Molly Sauer, Sr., L, Louisville
 Haley Templeton, R-Sr., S, Miami
 Melissa Evans, So., OPP, NC State
 Kylie Pickrell, Sr., S, NC State
 Ryann DeJarld, Sr., L, Notre Dame
 Jemma Yeadon, Jr., OH, Notre Dame
 Kamalani Akeo, Sr., S, Pitt
 Nika Markovic, Jr., RS, Pitt
 Stephanie Williams, R-Jr., OH, Pitt
 Santita Ebangwese, Sr., MB, Syracuse
Jaila Tolbert, Sr., RS, Virginia Tech

GREENSBORO, N.C. – Pitt has been chosen as the 2018 Atlantic Coast Conference volleyball preseason favorite in a vote of the league's 15 head coaches, announced on Aug. 3.

The reigning ACC Co-Champion Panthers received all 14 possible first-place votes and 196 points, as coaches were not allowed to vote for their own teams.

CLIMBING THE LADDER

- Junior libero Carol Raffety is working her way up the all-time career digs list at Tech.
- Heading into the season with 921 digs, Raffety became the 18th Hokie in the 1,000-dig club on Sept. 7 against IUPUI at the Bobcat Invitational.
- The California native has passed eight Hokies on the list so far, being No. 10 all-time with 1,233.

#	Name	Years	Digs
1.	Amanda Cloyd	2004-07	2,200
2.	Heather Berglund	1990-93	1,710
3.	Jill Gergen	2005-09	1,708
4.	Lisa Pikalek	1989-92	1,591
5.	Morgan O'Neill	2009-12	1,516
6.	Lindsey Owens	2013-16	1,309
7.	Annie Spicer	2001-04	1,244
8.	Meredith Braine	1995-98	1,241
9.	Justine Record	2008-11	1,238
10.	Carol Raffety	2016-present	1,233
11.	Terrie Zubert	1994-97	1,170
12.	Amanda McKinzie	2013-16	1,168
13.	Jenni McFadden	1991-94	1,150
14.	Melissa Markowski	2002-05	1,124
15.	Rachel Julian	1996-99	1,105
16.	Ana Lang	1999-02	1,078
17.	Kenedy McGrath	2012-15	1,045
18.	Amanda Yelsh	1991-94	1,012

SENIOR CLASS AWARD

- Senior Jaila Tolbert was selected as a Senior CLASS Award candidate on Oct. 1.
- The right-side hitter is one of 30 volleyball student-athletes to make the cut and the first-ever Tech volleyball player to be named a candidate.
- She is the first Hokie in any sport to be selected since 2016 (Murielle Tiernan, women's soccer). Tolbert is one of four players out of the ACC.
- To be eligible for the award, a student-athlete must be classified as an NCAA Division I senior and have notable achievements in four areas of excellence: community, classroom, character and competition.
- The definition of a student-athlete, Tolbert is the lone ACC representative on NCAA Division I SAAC, has done community outreach at a local elementary school in Blacksburg and was All-ACC second-team last fall.

CURRY SAYS A FEW WORDS

- Tech volleyball alum Sonya Curry, formerly Adams and wife of Tech men's basketball standout Dell Curry, was in Charlotte last weekend and gave the Hokies a pep talk before their match against the 49ers inside Halton Arena.
- The talk, which was giving them encouragement on and off the court, seemed to work as Tech went on to stay perfect on the weekend with a 3-2 win over Charlotte.



ACC RANKS

- Tech is No. 3 in the ACC for service aces with 1.43, while being No. 4 for opponent kills with 12.13.
- Sophomore Kaity Smith has the 10th-best average for kills per set (3.50) and seventh-best aces per set mark (0.29) in the league.
- Outside hitter Ester Talamazzi owns the third-best aces per set mark (0.37) in the league. Her eight aces against William & Mary on Aug. 31 tied the second-most mark in school history with Annie Spicer on Sept. 10, 2004, versus ULM.
- Redshirt senior Rhegan Mitchell is No. 8 for assists per set (8.58) and sophomore Marisa Cerchio has the tenth-best blocks per set (1.07).
- Carol Raffety is No. 7 for digs per set with 3.80.

TIDBITS

- Tech is in a slump over its last seven match, losing six of its last seven. Dating back to Oct. 7 against Clemson, the Hokies have only hit over .200 once, when they did so against Duke (.205) on Oct. 21.
- Tech struggled at the net against Miami (Fla.), allowing a .467 hitting percentage, the highest ever given up in the Jill Wilson era, topping the previous high by Maryland (.429) set on Sept. 9, 2017.

A WIN WOULD

- A win against the Orange would improve Tech's record at home to 4-0 against 'Cuse and its best win of the season. Tech hasn't defeated a team inside the top 40 of the RPI in the Jill Wilson era.
- A win versus the Eagles would be Wilson's first win against BC and would make Tech winners in nine of our last 10 matchups in the series.

RPI INFO

- The NCAA released the Ratings Percentage Index on Monday, its fifth release of the season.
- Tech came in at No. 128, the 11th-best in the ACC, ahead of No. 171 North Carolina, No. 173 Boston College, No. 187 Wake Forest and No. 202 Virginia.
- The ACC has seven teams in the top 50, with Pitt (8), Syracuse (32), Duke (34), Louisville (36), Florida State (37), Miami (Fla.) (42) and Notre Dame (47).
- Among the Power Five, the ACC has the third-most teams (7) in the top 50 behind the Big Ten (8), Pac-12 (8). The SEC has six and the Big 12 has three teams.
- The Hokies finished with the No. 183 RPI in 2017, which was the 12th-best in the ACC topping Virginia (197), Boston College (227) and Clemson (258).

USA - TOLBERT

- Jaila Tolbert tried out in Colorado Springs, Colorado this spring and made the U.S. Collegiate National Team.
- The Minnesota native competed on the red, white blue in Detroit for over a week with 23 other collegiate student-athletes.
- She was assigned to one of two 12-member teams that played three exhibitions against each other, with her team winning 2-1.
- Tolbert hopes to bring what she learned on the trip back to Tech and on the court.



LAST TIME THE TEAM...

Won a match	Wake Forest, 3-2, 10/19/18
Lost a match	at Florida State, 3-0, 10/28/18
Won at home	Wake Forest, 3-2, 10/19/18
Lost at home	Duke, 3-2, 10/21/18
Won on the road	at Georgia Tech, 3-0, 10/5/18
Lost on the road	at Florida State, 3-0, 10/28/18
Won in three sets	at Georgia Tech, 3-0, 10/5/18
Lost in three sets	at Florida State, 3-0, 10/28/18
Won in four sets	at Ohio, 3-1, 9/7/18
Lost in four sets	NC State, 3-1, 9/30/18
Won in five sets	Wake Forest, 3-2, 10/19/18
Lost in five sets	Duke, 3-2, 10/21/18
Beat an ACC team	Wake Forest, 3-2, 10/19/18
Lost to an ACC team	at Florida State, 3-0, 10/28/18
Beat an ACC team at home	Wake Forest, 3-2, 10/19/18
Lost to an ACC team at home	Duke, 3-2, 10/21/18
Beat an ACC team on the road	at Georgia Tech, 3-0, 10/5/18
Lost to an ACC team on the road	at Florida State, 3-0, 10/28/18
Beat a nonconference team	VCU, 3-0, 9/11/18
Lost to a nonconference team	at UTSA, 3-1, 9/16/18
Beat nonconference team at home	VCU, 3-0, 9/11/18
Lost to nonconference team at home	ETSU, 3-0, 9/16/17
Beat nonconference team on road	at Ohio, 3-1, 9/7/18
Lost to nonconference team on road	at UTSA, 3-1, 9/16/18
Beat a ranked team	at No. 19 Michigan State, 3-1, 9/4/15
Lost to a ranked team	at No. 22 Louisville, 3-1, 10/2/18
Beat an unranked team	Wake Forest, 3-2, 10/19/18
Lost to an unranked team	at Florida State, 3-0, 10/28/18

Started a season 9-0	2009
Was 10 matches over .500 in a season	2013 (11 matches over .500 at 12-1)
Had 70 or more kills in a match	Idaho State, 75, 8/25/17
Had 200 or more attacks in a match	Chattanooga, 204, 9/19/15
Hit .300 or better in a match	at Georgia Tech, .301, 10/5/18
Hit .400 or better in a match	vs. South Dakota State, .402, 8/25/17
Had 65 or more assists in a match	at Charlotte, 67, 08/25/18
Had 10 or more aces in a match	at Georgia Tech, 10, 10/5/18
Had 75 or more digs in a match	at Charlotte, 81, 08/25/18
Had 85 or more digs in a match	Appalachian State, 85, 08/26/16
Had 10.0 or more blocks in a match	Wake Forest, 10, 10/19/18
Had 20.0 or more blocks in a match	Virginia, 20, 11/28/15

	S	BC	VT
Hitting Percentage	.245	.209	.212
Kills per set	13.00	12.84	12.59
Assists per set	12.29	11.96	11.69
Digs per set	13.59	14.34	13.51
Blocks per set	2.99	2.21	1.99
Aces per set	0.95	1.06	1.43

TEAM AVERAGES

- Syracuse runs away with owning the top mark in four of the six categories, including the top hitting percentage with a .245 clip, the second-best mark in the ACC. BC has the digs aces per set mark (14.34) among the three teams.
- Tech has the best aces per set (1.43), but the match will be won at the net. The Orange own the top mark in the conference (2.99) while BC and Tech rank low.

LAST TIME AN INDIVIDUAL...

Had 20 or more kills in a match	Virginia, 21, Kaity Smith, 11/22/17
Had 30 or more kills in a match	vs. Idaho State, 30, Kaity Smith, 8/25/17
Had 50 or more attacks in a match	Duke, 50, Jaila Tolbert, 10/21/18
Hit over .500 in a match	Virginia, .529, Marisa Cerchio, 9/23/18
Hit over .600 in a match	VCU, .625, Jaila Tolbert, 9/11/18
Hit over .800 in a match	William & Mary, .812, Marisa Cerchio, 8/31/18
Had 45 or more assists in a match	Robert Morris, 45, Talyn Jackson, 9/1/18
Had 55 or more assists in a match	Duke, 55, Rhegan Mitchell, 10/22/17
Had 70 or more assists in a match	Liberty, 86, Kelli O'Dell, 10/17/00
Had 4 or more aces in a match	Robert Morris, 4, Abby McKinzie, 9/1/18
Had 8 or more aces in a match	William & Mary, 8, Ester Talamazzi, 8/31/18
Had 25 or more digs in a match	Wake Forest, 26, Carol Raffety, 10/19/18
Had 30 or more digs in a match	Georgia Tech, 30, Morgan O'Neil, 11/23/12
Had 10 or more blocks in a match	at Charlotte, 10, Marisa Cerchio, 8/25/18
Had 15 or more blocks in a match	West Virginia, 17, Cheryl Stinson, 10/5/01
Opponent had less than 30 kills in a match	North Carolina, 27, 9/28/18
Two players had 17 or more kills each in a match	Jaila Tolbert (19) & Kaity Smith (17) Duke, 10/21/19

What's a Hokie?



The answer leads all the way back to 1896 when Virginia Agricultural and Mechanical College changed its name to Virginia Polytechnic Institute. With the change came the necessity for writing a new cheer and a contest for such a purpose was held by the student body.

Senior O.M. Stull won first prize for his "Hokie" yell which is still used today. Later, when asked if "Hokie" had any special meaning, Stull explained the word was solely the product of his imagination and was used only as an attention-getter for his yell. It soon became a nickname for all Tech teams and for those people loyal to Tech athletics.

The official university school colors - Chicago Maroon and Burnt Orange - also were introduced in 1896. The colors were chosen by a committee because they made a 'unique combination' not worn elsewhere at the time. The official definition of "hokie" is "a loyal Virginia Tech Fan".

RETURNING NUMBERS

- To open the 2018 season, Virginia Tech returns almost all of its kills, assists and digs personnel, but will need a push in the blocks department with departing middle blockers Stacey Christy and Cara Cunningham.

Returning Kills	Assists	Digs	Blocks	Points
2018	78.3%	95.3%	90.4%	21.4% 76.2%


'17 CLASS OF ACC COACHES

- The Atlantic Coast Conference entered 2017 with four new head coaches from its 15 member institutions, including Clemson's Michaela Franklin, Louisville's Dani Busboom Kelly, Virginia's Aaron Smith and Virginia Tech's Jill Wilson.
- Of the four in their second seasons, the Cardinals' Busboom Kelly owns the best winning percentage (.764), followed by the Hokies' Wilson (.418), the Tigers' Franklin (.345) and the Cavaliers' Smith (.264).
- Previously, Busboom Kelly was an assistant coach at Nebraska, Franklin was the associate head coach at Iowa, Wilson was the associate head coach at LSU and Smith was the associate head coach at Virginia, then was promoted by the Cavaliers' athletics director at the time, Craig Littlepage.

Name	Team	Overall	ACC	Home	Away	Neutral
Dani Busboom Kelly	Louisville	42-13	27-4	23-3	14-7	5-3
Jill Wilson	Virginia Tech	23-32	8-24	10-12	6-16	7-4
Michaela Franklin	Clemson	20-38	6-26	11-14	3-22	5-4
Aaron Smith	Virginia	14-39	6-26	8-17	5-17	1-5

YEAR 2

- Virginia Tech Athletics last summer implemented a new design on the playing surface at Cassell Coliseum. The basketball and volleyball court displays three iconic campus spots - Torgerson Bridge, Burruss Hall and War Memorial Chapel.
- In addition to the court redesign, Tech redid the floors at the men's basketball practice facility and volleyball practice gym, at a cost of about \$35,000.



RECORD WHEN...

Overall:	13-11
Home:	7-3
Away:	3-6
Neutral:	3-2
Three-set match:	8-8
Four-set match:	3-2
Five-set match:	2-1
Win first set:	10-2
Lose first set:	3-9
Win first two sets:	9-1
Split first two sets:	3-2
Lose first two sets:	1-8
Against top-25 teams:	0-3
Against unranked teams:	13-8
ACC:	4-8
Home:	3-3
Away:	1-5
Three-set match:	3-6
Four-set match:	0-1
Five-set match:	1-1
Win first set:	4-2
Lose first set:	0-6
Win first two sets:	3-1
Split first two sets:	1-1
Lose first two sets:	0-6
Against top-25 teams:	0-2
Higher hitting % than opponent:	12-0
Lower hitting % than opponent:	1-9
Hit over .400:	0-0
Hit over .300:	4-0
Hit over .200:	5-3
Hit under .200:	2-8
Opponent hits under .200:	11-0
More kills than opponent:	13-0
Fewer kills than opponent:	0-11
Same kills as opponent:	0-0
More service aces than opponent:	11-3
Fewer service aces than opponent:	2-8
Same service aces as opponent:	0-0
More digs than opponent:	9-3
Fewer digs than opponent:	2-9
Same digs as opponent:	1-0
More blocks than opponent:	11-1
Fewer blocks than opponent:	1-9
Same blocks as opponent:	1-1
On Tuesday:	1-0
On Wednesday:	0-0
On Friday:	8-3
On Saturday:	3-2
On Sunday:	1-6
In August:	5-0
In September:	6-5
In October:	2-6
In November:	0-0
Current set winning streak:	-
Current set losing streak:	9
Longest set winning streak:	9
Longest set losing streak:	9
Current match winning streak:	-
Current match losing streak:	3
Current ACC match winning streak:	-
Current ACC match losing streak:	3
Longest match winning streak:	6
Longest match losing streak:	3
Current home winning streak:	-
Current home losing streak:	1
Current home ACC winning streak:	-
Current home ACC losing streak:	1

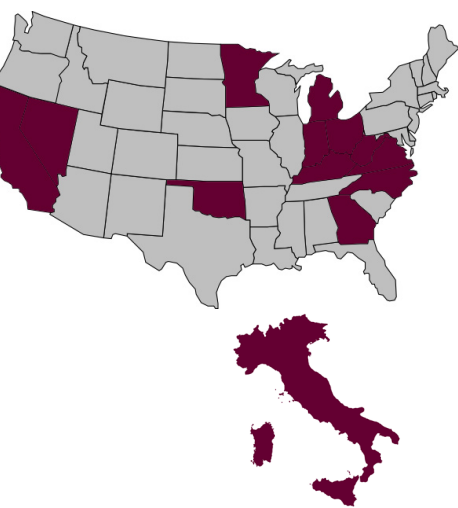
LAST TIME AGAINST SYRACUSE

- Kaity Smith and Jailla Tolbert each had a team-best seven kills.
- Rhegan Mitchell filled up the stat sheet, recording 24 assists, six digs, three blocks and three kills.
- Syracuse held the Hokies to their third-lowest hitting percentage (.097) of the year in ACC play.

VT		Volleyball Box Score The Automated ScoreBook Virginia Tech vs Syracuse (Oct 27, 2017 at Syracuse, N.Y.)												ACC													
#	Virginia Tech	Attack				Serve	Block			BH	Pts	S	K	E	TA	Pct	Ass	SA	SE	RE	Digs	BS	BA	BE	BH	Pts	
		S	K	E	TA		S	A	B																		S
1	Kaity Smith	3	7	8	32	.031	0	0	0	2	1	5	0	0	1	0	-	-	-	-	-	-	-	-	-	-	-
3	Cara Cunningham	3	3	1	11	.182	0	0	0	0	0	0	0	1	1	0	-	-	-	-	-	-	-	-	-	-	-
4	Jailla Tolbert	3	7	3	21	.190	0	0	0	1	0	1	0	0	0	-	-	-	-	-	-	-	-	-	-	-	-
9	Rhegan Mitchell	3	3	0	8	.375	24	1	0	0	0	6	0	4	0	-	-	-	-	-	-	-	-	-	-	-	-
14	Ester Talamazzi	3	5	4	20	.050	1	0	0	0	0	6	0	0	0	-	-	-	-	-	-	-	-	-	-	-	-
22	Kai Young	3	3	1	7	.286	0	0	0	0	0	1	0	0	0	-	-	-	-	-	-	-	-	-	-	-	-
5	Carol Raffety	3	0	0	0	.000	2	0	0	0	1	11	0	0	0	-	-	-	-	-	-	-	-	-	-	-	-
8	Alex Toben	3	0	1	1	-.000	1	0	0	0	4	0	0	0	0	-	-	-	-	-	-	-	-	-	-	-	-
16	Rhena Mitchell	3	0	0	0	.000	0	0	0	0	0	0	0	0	0	-	-	-	-	-	-	-	-	-	-	-	-
19	Marisa Cerchio	1	1	1	3	.000	0	0	0	0	0	0	0	1	0	-	-	-	-	-	-	-	-	-	-	-	-
20	Abby McKinzie	3	0	0	0	.000	0	0	0	0	0	0	0	0	0	-	-	-	-	-	-	-	-	-	-	-	-
Totals		3	29	19	103	.097	28	1	1	3	39	0	10	2	0	-	-	-	-	-	-	-	-	-	-	-	-
Team Attack By Set		TOTAL TEAM BLOCKS: 5.0																									
Set		K	E	TA	Pct	SET SCORES			1	2	3	Team Records:															
1		11	5	40	.150	Virginia Tech (0)			19	13	18	8-14, 2-9 ACC															
2		7	7	38	.000	Syracuse (3)			25	25	25	16-8, 8-9 ACC															
3		11	7	25	.160																						

WHERE THEY AT

- Tech has 16 players on the squad who represent 12 states and one international country (Italy).
- Virginia is where the most players are from on the team, making up 18.8 percent.



LAST TIME AGAINST BOSTON COLLEGE

- Kaity Smith and Jailla Tolbert once again led the way on offense. Smith tallied a double-double with 14 kills and 13 digs and Tolbert had 12 kills.
- Rhegan Mitchell had a double-double, collecting 32 assists and 14 digs.
- Kai Young posted then career-highs (7K, 7B).

VT		Volleyball Box Score The Automated ScoreBook Virginia Tech vs Boston College (Oct 29, 2017 at Chestnut Hill, Mass.)												ACC													
#	Virginia Tech	Attack				Serve	Block			BH	Pts	S	K	E	TA	Pct	Ass	SA	SE	RE	Digs	BS	BA	BE	BH	Pts	
		S	K	E	TA		S	A	B																		
1	Kaity Smith	4	14	8	41	.146	0	0	1	1	13	0	3	0	1	-	-	-	-	-	-	-	-	-	-	-	-
3	Cara Cunningham	4	3	1	15	.133	0	0	2	0	2	0	5	0	0	-	-	-	-	-	-	-	-	-	-	-	-
4	Jailla Tolbert	4	12	5	27	.259	1	0	0	0	4	0	4	0	0	-	-	-	-	-	-	-	-	-	-	-	-
9	Rhegan Mitchell	4	3	0	10	.300	32	1	2	0	14	0	2	0	1	-	-	-	-	-	-	-	-	-	-	-	-
14	Ester Talamazzi	4	2	3	12	.083	3	0	1	1	3	0	1	1	0	-	-	-	-	-	-	-	-	-	-	-	-
22	Kai Young	4	5	5	17	.118	0	0	0	0	0	0	0	7	1	-	-	-	-	-	-	-	-	-	-	-	-
5	Carol Raffety	4	0	0	0	.000	4	0	0	2	13	0	0	0	0	-	-	-	-	-	-	-	-	-	-	-	-
8	Alex Toben	1	0	0	0	.000	0	0	0	0	0	0	0	0	0	-	-	-	-	-	-	-	-	-	-	-	-
11	Mandy Powers	4	0	0	0	.000	0	0	0	0	0	0	0	0	0	-	-	-	-	-	-	-	-	-	-	-	-
15	Kelly Esch	2	2	3	15	.067	1	0	0	0	2	0	2	0	0	-	-	-	-	-	-	-	-	-	-	-	-
18	Rhena Mitchell	4	0	0	0	.000	1	0	0	3	9	0	0	0	0	-	-	-	-	-	-	-	-	-	-	-	-
19	Marisa Cerchio	2	2	1	6	.167	0	0	0	0	0	0	0	0	0	-	-	-	-	-	-	-	-	-	-	-	-
20	Abby McKinzie	3	0	0	0	.000	0	0	0	1	2	0	0	0	0	-	-	-	-	-	-	-	-	-	-	-	-
Totals		4	45	26	143	.133	42	1	8	8	62	0	24	2	1	-	-	-	-	-	-	-	-	-	-	-	-
Team Attack By Set		TOTAL TEAM BLOCKS: 12.0																									
Set		K	E	TA	Pct	SET SCORES			1	2	3	Team Records:															
1		15	6	30	.300	Virginia Tech (1)			25	14	19	8-15, 2-10 ACC															
2		6	8	34	.099	Boston College (3)			18	25	25	6-16, 3-9 ACC															
3		12	7	34	.147																						
4		12	5	45	.156																						

STATES/COUNTRY

- Virginia (3)
 - #10 Kylie Thomas
 - #16 Jennifer Williams
 - #21 Melody Caloyannides
- Georgia (2)
 - #9 Rhegan Mitchell
 - #11 Sarah Jane Lynch
- Calif., Ind., Ky., Mich., Minn., N.C., Nev., Ohio, Okla., W.Va. (1)
 - #1 Kaity Smith (Ky.)
 - #4 Jailla Tolbert (Minn.)
 - #5 Carol Raffety (Calif.)
 - #6 Angel Robinson (Okla.)
 - #7 Tessa Wyner (W.Va.)
 - #13 Peyton Yelich (Ind.)
 - #19 Marisa Cerchio (Ohio)
 - #20 Abby McKinzie (Mich.)
 - #22 Kai Young (N.C.)
 - #23 Talyn Jackson (Nev.)
- Italy (1)
 - #14 Ester Talamazzi

#FuelTheFire



"We're not there yet. We know we have a lot of work to do, but we're fueling it every single day," Wilson said in a recent radio interview with ESPN Blacksburg. "I can tell you that my players have been here the last part of the summer, and just the whole feel and the atmosphere of the culture is pretty incredible in a year's time. That's really what our theme represents. Our fans ... will see that. There is going to be a big change in the confidence and the culture that is happening. It's really, really exciting to be a part of." -- Head volleyball coach **Jill Wilson**



DOUBLING DOWN

- Outside hitter Kaity Smith owns seven double-double on the season, with the most recent coming versus Duke on Oct. 21, registering 17 kills and tied a career-high 15 digs. (More on page 9)
- Last season, Smith turned in five double-doubles as well, meaning she has already topped that mark and owns 12 in her career.
- Fellow outside hitter Ester Talamazzi has had five double-doubles this year, with two of those being ironically on the same day - Sept. 7 against IUPUI and Ohio. She had two this past weekend against Wake Forest and Duke.

BLOCK PARTY

- Sophomore Marisa Cerchio averaged 0.33 blocks per set her first year in the maroon and orange, playing a reserve role at middle blocker.
- With three matches in a starter role opening weekend, Cerchio tallied at least four blocks per match at the Charlotte Invitational.
- The Ohio native's 1.73 blocks per set was the top mark in the ACC after opening weekend. Cerchio currently owns a 1.07 clip, the 10th-best mark in the conference.

BLOCK PARTY II

- Tech recorded 34 blocks opening weekend and won the block battle in all three matches against its opponents in Charlotte. Out of Tech's 31 matches last fall, it only won the block battle nine times.
- Of the nine matches, it went 5-4 in those contests. Vice versa, when it did not win the block

battle, it went 4-17.

- The Hokies finished last in the ACC in blocks per set, owning an average of 1.70. With hopes of improving upon that number, Tech is off to a strong start with a clip of 1.99 - 13th best in the ACC.

RACKING IT UP

- With trips to the states of North Carolina, Ohio and Texas for nonconference tournaments, the Hokies racked up over 3,500 miles of travel.
- The closest of the three trips was to Charlotte, North Carolina (173 miles one way).

SENIOR PROJECT

- Starting last season under coach Jill Wilson, she implemented the seniors to do a project throughout the fall. Last year's group embarked on collecting toys from fans at home matches and then later gave the toys to kids at the Carilion Clinic holiday party in Roanoke, Virginia.
- This year's seniors, made up of Rhegan Mitchell and Jaila Tolbert, who are the team's two captains as well, are collecting different items at Tech's home matches and will give the items at the end of the season to the Women's Resource Center of the New River Valley.
- Tolbert did an internship with the organization previously and thought it would be great to partner with them for their senior project.
- This weekend is the first weekend fans can give items to the donation box, in the pursuit of helping those in domestic violence situations.

THE SCHEDULE

- Tech's opponents in 2018: 14 registered winning seasons, nine collected 20 or more wins and eight finished the year inside the top 50 RPI last fall.
- The ACC sent six teams to the NCAA Tournament in 2017, including Pitt, Florida State, Louisville, Miami (Fla.), NC State and Notre Dame. Tech will face all six teams this season, with four of the six matches being on the road.

THE FIRST ONE IS THE SWEETEST

- Tech's coach Jill Wilson downed rival Virginia 3-1 on Sept. 27, 2017, earning Wilson's first-ever ACC win and the Hokies' first league win of 2017.
- A few days later, Virginia Tech athletics director Whit Babcock gave Coach Wilson an embroidered volleyball, signifying the first conference win for her, which was a little sweeter over a rival.
- The two teams compete every year in the Commonwealth Clash and the win gave Tech half a point. Later in November, it won again, getting the full point and help Tech win 12.5-8.5.
- Tech won 3-0 on Sept. 23 to earn half a point and help Tech take a 1-0.5 advantage.

TECH OPENERS

- Head Coach Jill Wilson became just the second coach in Tech history to begin her first two opening weekends with a perfect 6-0 record.
- Chris Riley went 6-0 in 2006 and '07, while the previous next best was Greg Smith (4-2) in 2000 and '01.

MATCH-BY-MATCH STARTERS

Opponent	Date	MB	MB	OH	OH	RS	S	L
USC Upstate (W, 3-0)	Aug. 24	Marisa Cerchio	Kai Young	Ester Talamazzi	Kaity Smith	Jaila Tolbert	Rhegan Mitchell	Carol Raffety
Presbyterian (W, 3-0)	Aug. 25	Marisa Cerchio	Kai Young	Ester Talamazzi	Kaity Smith	Jaila Tolbert	Rhegan Mitchell	Carol Raffety
Charlotte (W, 3-2)	Aug. 25	Marisa Cerchio	Kai Young	Ester Talamazzi	Kaity Smith	Jaila Tolbert	Rhegan Mitchell	Carol Raffety
William & Mary (W, 3-0)	Aug. 31	Marisa Cerchio	Kai Young	Ester Talamazzi	Kaity Smith	Jaila Tolbert	Rhegan Mitchell	Carol Raffety
Campbell (W, 3-0)	Aug. 31	Marisa Cerchio	Kai Young	Ester Talamazzi	Kaity Smith	Jaila Tolbert	Rhegan Mitchell	Carol Raffety
Robert Morris (W, 3-1)	Sept. 1	Marisa Cerchio	Kai Young	Ester Talamazzi	Kaity Smith	Jaila Tolbert	Talyn Jackson	Carol Raffety
IUPUI (W, 3-1)	Sept. 7	Marisa Cerchio	Kai Young	Ester Talamazzi	Kaity Smith	Jaila Tolbert	Rhegan Mitchell	Carol Raffety
Ohio (W, 3-1)	Sept. 7	Marisa Cerchio	Kai Young	Ester Talamazzi	Kaity Smith	Jaila Tolbert	Rhegan Mitchell	Carol Raffety
Samford (L, 3-0)	Sept. 8	Marisa Cerchio	Kai Young	Ester Talamazzi	Kaity Smith	Jaila Tolbert	Rhegan Mitchell	Carol Raffety
No. 18 Baylor (L, 3-0)	Sept. 15	Marisa Cerchio	Kai Young	Ester Talamazzi	Kaity Smith	Jaila Tolbert	Rhegan Mitchell	Carol Raffety
UTSA (L, 3-1)	Sept. 16	Marisa Cerchio	Kai Young	Ester Talamazzi	Kaity Smith	Jaila Tolbert	Rhegan Mitchell	Carol Raffety
No. 9 Pitt (L, 3-0)	Sept. 21	Marisa Cerchio	Kai Young	Ester Talamazzi	Kaity Smith	Jaila Tolbert	Rhegan Mitchell	Carol Raffety
Virginia (W, 3-0)	Sept. 23	Marisa Cerchio	Kai Young	Ester Talamazzi	Kaity Smith	Jaila Tolbert	Rhegan Mitchell	Carol Raffety
North Carolina (W, 3-0)	Sept. 28	Marisa Cerchio	Kai Young	Ester Talamazzi	Kaity Smith	Kyle Thomas	Rhegan Mitchell	Carol Raffety
NC State (L, 3-1)	Sept. 30	Marisa Cerchio	Kai Young	Ester Talamazzi	Kaity Smith	Jaila Tolbert	Rhegan Mitchell	Carol Raffety
Georgia Tech (W, 3-0)	Oct. 5	Marisa Cerchio	Kai Young	Ester Talamazzi	Kaity Smith	Jaila Tolbert	Rhegan Mitchell	Carol Raffety
Clemson (L, 3-0)	Oct. 7	Marisa Cerchio	Kai Young	Ester Talamazzi	Kaity Smith	Jaila Tolbert	Rhegan Mitchell	Carol Raffety
No. 22 Louisville (L, 3-0)	Oct. 12	Marisa Cerchio	Kai Young	Ester Talamazzi	Kaity Smith	Jaila Tolbert	Rhegan Mitchell	Carol Raffety
Notre Dame (L, 3-0)	Oct. 14	Marisa Cerchio	Kai Young	Ester Talamazzi	Kaity Smith	Jaila Tolbert	Rhegan Mitchell	Carol Raffety
Wake Forest (W, 3-2)	Oct. 19	Marisa Cerchio	Angel Robinson	Ester Talamazzi	Kaity Smith	Jaila Tolbert	Rhegan Mitchell	Carol Raffety
Duke (L, 3-2)	Oct. 21	Marisa Cerchio	Angel Robinson	Ester Talamazzi	Kaity Smith	Jaila Tolbert	Rhegan Mitchell	Carol Raffety
Miami (Fla.) (L, 3-0)	Oct. 26	Marisa Cerchio	Angel Robinson	Ester Talamazzi	Kaity Smith	Jaila Tolbert	Rhegan Mitchell	Carol Raffety
Florida State (L, 3-0)	Oct. 28	Marisa Cerchio	Angel Robinson	Ester Talamazzi	Kaity Smith	Jaila Tolbert	Rhegan Mitchell	Carol Raffety



CAREER HIGHS FOR DAYS

- Sophomore Kai Young, a native of Charlotte, North Carolina, put on for her city in the final match against her hometown 49ers.
- The middle blocker rewrote her career high for kills (13) and blocks (8). Her previous bests were seven in each department and that came in the same match against Boston College on Oct. 29, 2017.
- Middle blocker Marisa Cerchio had herself a day against the 49ers, too, tallying a line of 15 kills and 10 blocks to mark her first-ever double-double and both were career highs.
- Cerchio's top previous numbers were 12 kills against Virginia on Sept. 27, 2017, and three blocks versus Ole Miss on Sept. 1, 2017.

TOLBERT REPS ACC

- Jaila Tolbert was selected as the ACC's lone Student-Athlete Advisory Committee (SAAC) representative on the National Division I SAAC.
- She will vote on proposals regarding welfare for student-athletes - mental health, time demands and more. Tolbert enters her second year of the two-year term and is Tech's first ever.

AVCA ACADEMIC HONOR

- The AVCA announced that Tech earned the Team Academic Honors for the 2017-18 season.
- The award is given to teams that hold an average 3.30 cumulative team GPA.

- The Hokies finished the academic year with a cumulative team grade point average of 3.34.
- Tech was one of five ACC schools to make the list, joining FSU, Louisville, Miami (Fla.) and Pitt.

SMITH LIVED UP TO THE HYPE

- Kaity Smith was included on PrepVolleyball.com's list of Top Impact Freshmen last fall during the preseason.
- Smith was named to the PrepVolleyball.com top-five impact freshman from Week 1, after her incredible weekend in Milwaukee, and finished on the All-Freshmen Honorable Mention Team.

A DEBUT FOR THE AGES

- Kaity Smith placed her self in the record books on Aug. 25, 2017, when she led the Hokies to a 3-2 victory over Idaho State.
- Smith's 30 kills against the Bengals did the following in Tech's storied history:
 - Most ever in a debut.
 - Second freshman in school history to have over 30 kills in a match in their first season. Virginia Tech Sports Hall of Famer Lisa Pikalek racked up 38 against Southern Miss on Nov. 7, 1992.
 - Tied for the seventh-most kills in Hokie history.

SMITH'S ROOKIE CAMPAIGN

- Kaity Smith had quite the rookie campaign as the outside hitter sits fifth all-time in Tech history for kills per set by a freshman, passing Lindsey Owens kills per set mark of 2.85 set in 2013.

#	Name	Year	K/S
1.	Lisa Pikalek	1989	3.78
2.	Taylor Parrish	2006	3.73
3.	Sarah Muñoz	2005	3.46
4.	Annie Spicer	2001	3.30
5.	Kaity Smith	2017	3.25

MILESTONES

- Tech's freshman kills section in the record book got a dent thanks to Smith and Talamazzi.
- The OHs passed Rachel Julian (251 kills), Katie Esbrook (263) and Cara Baarendse (280).

#	Name	Year	Kills
1.	Lisa Pikalek	1989	499
2.	Taylor Parrish	2006	444
3.	Jennifer Schmidt	1992	368
4.	Sarah Muñoz	2005	356
5.	Lindsey Owens	2013	311
6.	Kaity Smith	2017	309
7.	Felicia Willoughby	2007	303
8.	Annie Spicer	2001	290
	Ester Talamazzi	2017	290
10.	Cara Baarendse	2009	280

TEAM MATCH-BY-MATCH

Date	Opponent	sp	attack				set			serve				recept			blocking			bhe	points	score		
			k	e	ta	pct	a	ta	pct	sa	se	ta	pct	re	ta	pct	dig	bs	ba				be	total
Aug 24, 2018	vs USC Upstate	3	44	10	86	.395	41	87	.471	3	5	74	.932	4	45	.911	40	0	18	2	9.0	2	-	3-0
Aug 25, 2018	vs Presbyterian	3	43	20	112	.205	39	112	.348	7	3	74	.959	1	51	.980	49	1	12	1	7.0	2	-	3-0
Aug 25, 2018	at Charlotte	5	69	35	178	.191	67	181	.370	4	6	104	.942	7	90	.922	81	1	34	4	18.0	0	-	3-2
Aug 31, 2018	WILLIAM & MARY	3	35	9	68	.382	28	64	.438	13	6	74	.919	2	37	.946	23	0	12	0	6.0	2	-	3-0
Aug 31, 2018	CAMPBELL	3	37	10	85	.318	35	83	.422	11	8	74	.892	2	46	.957	37	0	10	0	5.0	1	-	3-0
Sep 01, 2018	ROBERT MORRIS	4	59	25	150	.227	52	142	.366	13	9	96	.906	3	70	.957	69	0	12	0	6.0	1	-	3-1
Sep 07, 2018	vs IUPUI	4	56	17	137	.285	53	134	.396	7	7	95	.926	3	65	.954	58	5	18	0	14.0	0	-	3-1
Sep 07, 2018	at Ohio	4	58	16	127	.331	52	128	.406	5	12	98	.878	4	74	.946	56	0	16	0	8.0	0	-	3-1
Sep 08, 2018	vs Samford	3	26	14	86	.140	25	91	.275	0	6	56	.893	4	61	.934	34	1	6	1	4.0	0	-	0-3
Sep 11, 2018	VCU	3	43	12	103	.301	41	104	.394	4	4	74	.946	2	53	.962	39	1	14	0	8.0	0	-	3-0
Sep 15, 2018	vs Baylor	3	39	17	107	.206	38	108	.352	3	7	62	.887	6	72	.917	40	0	2	3	1.0	1	-	0-3
Sep 16, 2018	at UTSA	4	57	20	141	.262	54	145	.372	2	6	84	.929	4	84	.952	59	1	10	5	6.0	2	-	1-3
Sep 21, 2018	PITT	3	31	22	98	.092	27	96	.281	1	7	56	.875	6	69	.913	30	1	10	0	6.0	1	-	0-3
Sep 23, 2018	VIRGINIA	3	47	19	103	.272	43	102	.422	3	8	74	.892	0	56	1.000	42	1	14	1	8.0	1	-	3-0
Sep 28, 2018	NORTH CAROLINA	3	42	19	110	.209	40	107	.374	3	8	74	.892	2	49	.959	47	0	12	0	6.0	0	-	3-0
Sep 30, 2018	NC STATE	4	46	30	141	.113	43	139	.309	5	4	92	.957	2	84	.976	56	1	10	3	6.0	2	-	1-3
Oct 05, 2018	at Georgia Tech	3	42	11	103	.301	38	102	.373	10	7	73	.904	4	56	.929	48	0	18	3	9.0	1	-	3-0
Oct 07, 2018	at Clemson	3	34	20	93	.151	32	92	.348	1	6	55	.891	4	67	.940	23	1	8	3	5.0	3	-	0-3
Oct 12, 2018	at Louisville	3	24	14	89	.112	21	89	.236	0	4	57	.930	7	61	.885	32	0	12	2	6.0	0	-	0-3
Oct 14, 2018	at Notre Dame	3	31	19	95	.126	31	90	.344	3	3	50	.940	7	69	.899	38	1	6	3	4.0	0	-	0-3
Oct 19, 2018	WAKE FOREST	5	55	35	173	.116	51	169	.302	8	12	111	.892	7	92	.924	71	1	18	5	10.0	1	-	3-2
Oct 21, 2018	DUKE	5	59	26	161	.205	52	155	.335	8	7	110	.936	2	91	.978	74	3	12	3	9.0	0	-	2-3
Oct 26, 2018	at Miami	3	30	14	97	.165	30	101	.297	1	5	45	.889	8	68	.882	35	0	2	0	1.0	0	-	0-3
Oct 28, 2018	at Florida State	3	38	27	113	.097	37	111	.333	4	4	62	.935	2	66	.970	40	1	4	0	3.0	0	-	0-3
Virginia Tech		83	1045	461	2756	.212	970	2732	.355	119	154	1824	.916	93	1576	.941	1121	20	290	39	165.0	20	-	-
		83	1007	425	2720	.214	952	2746	.347	93	178	1755	.899	120	1669	.928	1076	18	306	27	171.0	24	-	-

Sets played: 83
Kills per set: 12.59
Assists per set: 11.69

Service aces per set: 1.43
Digs per set: 13.51
Blocks per set: 1.99

Ball handling errors per set: 0.24
Reception errors per set: 1.12



PROGRAM HISTORY

First Year	1977
All-Time Record	739-654-3
Conference Champions	(1) 1972, Metro
Tournament Championships	None
NCAA Tournaments	(1) 2010
NIVC Tournaments (0) Steve Lowe Award,	1982
Postseason Record	1-1
Best record	(1992) 26-11
Best in NCAAs	(2010) 1-1
Players signed pro	12 since 2006

CASELL COLISEUM

Capacity	9,275
Opened	1962
Renovation	2017
Tech Record	375-170 (.688)
Attendance High in 2017	2,361
Winning Seasons	20

MILESTONES HUNT

75 Aces	Carol Raffety, 70
300 Blocks	Jaila Tolbert, 275
750 Points	Kaity Smith, 659
1,000 Kills	Jaila Tolbert, 939
1,500 Digs	Carol Raffety, 1,233
3,500 Assists	Rhegan Mitchell, 3,224

SCOUTING SYRACUSE

- Syracuse (14-7, 10-3 ACC) is coming off a 3-1 home win over Boston College (13-12, 3-10 ACC) on Wednesday, jumping up to fourth place in the conference standings. Last weekend on the road, the Orange defeated No. 24 Louisville (17-6, 10-2 ACC) in a five-set thriller, after falling to Notre Dame (14-8, 8-4 ACC) in straight sets.
- Cuse's past victory over No. 24 Louisville gave the Orange their first ranked win on the year, after previously being 0-4 against AVCA Top 25 opponents. They have suffered losses to No. 1 BYU (22-0, 12-0 WCC), No. 10 Pitt (23-1, 11-1 ACC), No. 15 USC (16-7, 8-4 Pac-12) and No. 19 Marquette (20-5, 10-2 BIG EAST).
- Head Coach Leonid Yelin enters his seventh year in Syracuse and owns an overall record of 103-107 (.490) with the Orange, while ranking 26th nationally in victories among Division I coaches throughout his career. Yelin led the Orange to their first postseason appearance in program history last fall (quarterfinals, NIVC).
- All-ACC senior Santita Ebangwese is tied for second in the conference with a .400 hitting percentage, while also ranking fifth in the league in average blocks per set with 1.33. Freshman Polina Shemanova also tops the conference, leading competitors in average kills per set with a mark of 4.35.

SCOUTING BOSTON COLLEGE

- Boston College (13-12, 3-10 ACC) is entering this weekend's matchup after losing on the road to Syracuse (14-7, 10-3 ACC) 3-1 on Wednesday. Last weekend, the Eagles fell twice on the road to conference opponents in No. 24 Louisville and Notre Dame, losing by a final score of 3-1 in both contests.
- After starting the year off with a perfect 9-0 record, the Eagles have lost their luster, losing 10 of their last 11 matches. Heading into Blacksburg, Boston College is 2-9 in road matches this year, having yet to record a road win against a conference opponent.
- Head Coach Jason Kennedy enters his first season in Chestnut Hill after spending three seasons in Los Angeles with USC, two of which as associate head coach. Kennedy helped lead the Trojans to three consecutive appearances in the NCAA Tournament, as they went 75-25 (.750) collectively during his term.
- Junior Makenzie Morrison ranks eighth amongst conference foes in average digs per set (3.66) and fellow junior Jane DeJarld is the lone Eagle to start every match this season (25), dishing out 6.08 assists per set.

OPPONENT MATCH-BY-MATCH

Date	Opponent	sp	attack				set			serve				recept			dig	blocking				bhe	points	score
			k	e	ta	pct	a	ta	pct	sa	se	ta	pct	re	ta	pct		bs	ba	be	total			
Aug 24, 2018	vs USC Upstate	3	26	25	99	.010	24	97	.247	4	3	48	.938	3	69	.957	28	0	4	3	2.0	0	-	3-0
Aug 25, 2018	vs Presbyterian	3	28	19	101	.089	26	107	.243	1	3	55	.945	7	71	.901	42	1	10	0	6.0	2	-	3-0
Aug 25, 2018	at Charlotte	5	49	22	164	.165	47	172	.273	7	8	98	.918	4	98	.959	63	5	22	7	16.0	0	-	3-2
Aug 31, 2018	WILLIAM & MARY	3	20	21	73	-.014	18	78	.231	2	4	41	.902	13	68	.809	21	2	0	2	2.0	0	-	3-0
Aug 31, 2018	CAMPBELL	3	27	22	92	.054	25	91	.275	2	5	51	.902	12	66	.818	33	0	6	0	3.0	0	-	3-0
Sep 01, 2018	ROBERT MORRIS	4	39	11	129	.217	36	135	.267	3	8	78	.897	13	87	.851	62	0	10	0	5.0	4	-	3-1
Sep 07, 2018	vs IUPUI	4	42	25	135	.126	40	138	.290	3	6	71	.915	7	88	.920	59	1	10	0	6.0	0	-	3-1
Sep 07, 2018	at Ohio	4	50	24	141	.184	46	137	.336	4	11	85	.871	5	86	.942	45	1	8	1	5.0	0	-	3-1
Sep 08, 2018	vs Samford	3	46	15	98	.316	43	96	.448	4	12	73	.836	0	50	1.000	40	1	10	2	6.0	0	-	0-3
Sep 11, 2018	VCU	3	36	24	102	.118	35	106	.330	2	3	56	.946	4	70	.943	40	0	14	0	7.0	0	-	3-0
Sep 15, 2018	vs Baylor	3	45	10	99	.354	42	97	.433	6	4	76	.947	3	55	.945	39	0	8	2	4.0	2	-	0-3
Sep 16, 2018	at UTSA	4	63	13	140	.357	59	139	.424	4	10	94	.894	2	78	.974	56	0	12	3	6.0	0	-	1-3
Sep 21, 2018	PITT	3	38	16	90	.244	38	89	.427	6	4	73	.945	1	49	.980	38	0	22	0	11.0	2	-	0-3
Sep 23, 2018	VIRGINIA	3	32	16	96	.167	31	98	.316	0	6	62	.903	3	66	.955	29	0	14	0	7.0	1	-	3-0
Sep 28, 2018	NORTH CAROLINA	3	27	21	103	.058	27	105	.257	2	9	58	.845	3	66	.955	41	0	12	1	6.0	0	-	3-0
Sep 30, 2018	NC STATE	4	57	24	146	.226	56	150	.373	2	12	96	.875	5	88	.943	59	0	14	1	7.0	1	-	1-3
Oct 05, 2018	at Georgia Tech	3	37	15	105	.210	34	109	.312	4	5	61	.918	10	66	.848	43	0	6	0	3.0	2	-	3-0
Oct 07, 2018	at Clemson	3	42	11	84	.369	40	86	.465	4	6	73	.918	1	49	.980	34	1	12	0	7.0	1	-	0-3
Oct 12, 2018	at Louisville	3	50	18	105	.305	49	101	.485	7	12	73	.836	0	53	1.000	38	2	4	0	4.0	1	-	0-3
Oct 14, 2018	at Notre Dame	3	44	9	94	.372	43	82	.524	7	4	73	.945	3	47	.936	40	0	26	2	13.0	0	-	0-3
Oct 19, 2018	WAKE FOREST	5	52	28	161	.149	49	161	.304	7	17	109	.844	8	99	.919	71	1	20	0	11.0	2	-	3-2
Oct 21, 2018	DUKE	5	70	25	177	.254	63	174	.362	2	14	105	.867	8	103	.922	64	1	30	2	16.0	3	-	2-3
Oct 26, 2018	at Miami	3	47	4	92	.467	43	101	.426	8	5	73	.932	1	39	.974	47	1	10	0	6.0	2	-	0-3
Oct 28, 2018	at Florida State	3	40	7	94	.351	38	97	.392	2	7	73	.904	4	58	.931	44	1	22	1	12.0	1	-	0-3
Opponent totals		83	1007	425	2720	.214	952	2746	.347	93	178	1755	.899	120	1669	.928	1076	18	306	27	171.0	24	-	-
		83	1045	461	2756	.212	970	2732	.355	119	154	1824	.916	93	1576	.941	1121	20	290	39	165.0	20	-	-

Sets played: 83
Kills per set: 12.13
Assists per set: 11.47

Service aces per set: 1.12
Digs per set: 12.96
Blocks per set: 2.06

Ball handling errors per set: 0.29
Reception errors per set: 1.45



MATCH-BY-MATCH LEADERS

Opponent	Date	Kills	% (min. 12 A)	Assists	Aces	Digs	Blocks
USC Upstate (W, 3-0)	Aug. 24	14 - Smith	.636 - Tolbert	16 - Mitchell	2 - Talamazzi	9 - (2 players)	5 - (2 players)
Presbyterian (W, 3-0)	Aug. 24	13 - Smith	.480 - Smith	23 - Mitchell	3 - Cerchio	15 - Smith	4 - Cerchio
Charlotte (W, 3-2)	Aug. 25	15 - Cerchio	.300 - Tolbert	48 - Mitchell	1 - (4 players)	22 - Talamazzi	10 - Cerchio
William & Mary (W, 3-0)	Aug. 31	13 - Cerchio	.812 - Cerchio	12 - Mitchell	8 - Talamazzi	6 - Mitchell	4 - Cerchio
Campbell (W, 3-0)	Aug. 31	9 - Tolbert	.562 - Tolbert	15 - (2 players)	3 - Talamazzi	13 - Raffety	3 - Cerchio
Robert Morris (W, 3-1)	Sept. 1	17 - Smith	.429 - Cerchio	45 - Jackson	4 - McKinzie	21 - Raffety	5 - Robinson
IUPUI (W, 3-1)	Sept. 7	18 - Smith	.381 - Tolbert	38 - Mitchell	3 - (2 players)	13 - Talamazzi	9 - Cerchio
Ohio (W, 3-1)	Sept. 7	17 - Tolbert	.500 - Cerchio	42 - Mitchell	2 - Smith	14 - (2 players)	6 - Cerchio
Samford (L, 3-0)	Sept. 8	8 - Tolbert	.357 - Tolbert	19 - Mitchell	None	11 - Raffety	3 - Cerchio
VCU (W, 3-0)	Sept. 11	10 - (2 players)	.625 - Tolbert	36 - Mitchell	1 (4 players)	17 - Raffety	5 - Young
No. 18 Baylor (L, 3-0)	Sept. 15	17 - Smith	.409 - Tolbert	28 - Mitchell	1 - (3 players)	11 - Talamazzi	1 - (2 players)
No. 9 Pitt (L, 3-0)	Sept. 21	10 - Tolbert	.312 - Cerchio	25 - Mitchell	1 - Raffety	14 - Raffety	4 - Young
Virginia (W, 3-0)	Sept. 23	13 - Tolbert	.529 - Cerchio	42 - Mitchell	1 - (3 players)	11 - Smith	5 - Cerchio
North Carolina (W, 3-0)	Sept. 28	16 - Smith	.368 - Tolbert	30 - Mitchell	2 - Smith	14 - Raffety	4 - (2 players)
NC State (L, 3-1)	Sept. 30	14 - Tolbert	.344 - Tolbert	30 - Mitchell	3 - Talamazzi	20 - Raffety	3 - Cerchio
Georgia Tech (W, 3-0)	Oct. 5	12 - Smith	.233 - Smith	34 - Mitchell	3 - Talamazzi	14 - Smith	8 - Cerchio
Clemson (L, 3-0)	Oct. 7	13 - Smith	.346 - Smith	29 - Mitchell	1 - Raffety	8 - Smith	3 - Cerchio
No. 22 Louisville (L, 3-0)	Oct. 12	10 - (2 players)	.333 - Talamazzi	12 - Mitchell	None	9 - Raffety	4 - Tolbert
Notre Dame (L, 3-0)	Oct. 14	9 - Talamazzi	.214 - Cerchio	22 - Mitchell	1 - (3 players)	10 - Smith	3 - Cerchio
Wake Forest (W, 3-2)	Oct. 19	16 - Tolbert	.231 - Talamazzi	36 - Mitchell	2 - (3players)	26 - Raffety	6 - Cerchio
Duke (L, 3-2)	Oct. 21	19 - Tolbert	.260 - Tolbert	38 - Mitchell	3 - Raffety	20 - Raffety	5 - Robinson
Miami (Fla.) (L, 3-0)	Oct. 26	10 - Tolbert	.333 - Robinson	27 - Mitchell	1 - Talamazzi	12 - Raffety	1 - (2 players)
Florida State (L, 3-0)	Oct. 28	13 - Smith	.174 - Tolbert	35 - Mitchell	1 - (4 players)	13 - Raffety	2 - Tolbert

DOUBLE-DOUBLES COUNT

Who	What	When
Kaity Smith.....	13 K, 15 D.....	vs. Presbyterian (8/25)
Kaity Smith.....	14 K, 14 D.....	at Charlotte (8/25)
Marisa Cerchio.....	15 K, 10 B.....	at Charlotte (8/25)
Talyn Jackson.....	45 A, 13 D.....	vs. Robert Morris (9/1)
Kaity Smith.....	18 K, 12 D.....	vs. IUPUI (9/7)
Ester Talamazzi.....	10 K, 13 D.....	vs. IUPUI (9/7)
Ester Talamazzi.....	10 K, 10 D.....	at Ohio (9/7)
Kaity Smith.....	14 K, 14 D.....	at Ohio (9/7)
Kaity Smith.....	11 K, 11 D.....	vs. Virginia (9/23)
Kaity Smith.....	12 K, 14 D.....	at Georgia Tech (10/5)
Ester Talamazzi.....	11 K, 11 D.....	at Georgia Tech (10/5)
Ester Talamazzi.....	13 K, 20 D.....	Wake Forest (10/19)
Ester Talamazzi.....	14 K, 17 D.....	Duke (10/21)
Kaity Smith.....	17 K, 15 D.....	Duke (10/21)
Rhegan Mitchell.....	38 A, 13 D.....	Duke (10/21)

TEAM, PLAYER & OPPONENT HIGHS

Kills
Team 69 at Charlotte (8/25)
Player Kaity Smith - 18 vs. IUPUI (9/7)
Opponent 70 - Duke (10/21)
Attack Percentage
Team .395, 44-10-86 vs. USC Upstate (8/25)
Player (min. 12 kills) Marisa Cerchio - .812, 13-0-16 vs. William & Mary (8/31)
Opponent .467, 47-4-92 - Miami (Fla.) (10/26)
Assists
Team 67 at Charlotte (8/25)
Player Rhegan Mitchell - 48 at Charlotte (8/25)
Opponent 63 - Duke (10/21)
Service Aces
Team 13 (2x) last vs. Robert Morris (9/1)
Player Ester Talamazzi - 8 vs. William & Mary (8/31)
Opponent 8 - Miami (Fla.) (10/26)
Digs
Team 81 at Charlotte (8/25)
Player Ester Talamazzi - 22 at Charlotte (8/25)
Opponent 71 - Wake Forest (10/19)
Total Blocks
Team 18 at Charlotte (8/25)
Player Marisa Cerchio - 10 at Charlotte (8/25)
Opponent 16 - 2 Teams





Jill WILSON

- Second season at Virginia Tech
- 16th as a coach in Division I
- Produced 15 All-SEC players and '02 ACC Player of the Year
- Averaged 20-plus wins per year at LSU (10 years)

The Wilson File

PERSONAL

BORN: May 6, 1979

HOMETOWN: Richmond, Texas

FAMILY: Husband, Jared

COACHING RECORD AT VIRGINIA TECH: 23-32 (2nd year)

CAREER HEAD COACHING RECORD: 23-32 (.418)

EDUCATION

LSU - Bachelor of Science - Business Admin., 2001

JOINED TECH STAFF: Jan. 12, 2017

YEARS OF COLLEGIATE HEAD COACHING: 1

YEARS OF COLLEGIATE COACHING: 15

COACHING HISTORY

2017- Virginia Tech (Head Coach)

2013-16 LSU (Associate Head Coach)

2007-12 LSU (Assistant Coach)

2006-07 Wake Forest (Assistant Coach)

2002-05 North Carolina (Assistant Coach)

2001-02 Tennessee-Martin (Graduate Assistant)

PLAYING HISTORY

1997-00 LSU (outside hitter)

4-year letterwinner and starter

Ranked 6th in the SEC with 23 service aces senior year

Appeared in the 2000 SEC Tournament finals

POSTSEASON EXPERIENCE

LSU 2014 (First Round - Eugene, Ore.)

Defeated Oklahoma, Loss to Oregon

2013 (First Round - Seattle, Wash.)

Defeated Michigan, Loss to Washington

2010 (First Round - Norman, Okla.)

Loss to Tulsa

2009 (First Round - Baton Rouge, La.)

Defeated Tulane, Loss to Texas A&M

2008 (First Round - Los Angeles, Calif.)

Loss to UCLA

2007 (First Round - Austin, Texas)

Defeated New Mexico State, Loss to Texas

UNC 2002 (Regionals - Lincoln, Neb.)

Defeated Winthrop, South Carolina at home

Loss to Hawai'i

Jill Lytle Wilson was named the head coach of the Virginia Tech volleyball program on January 12, 2017, and enters her second year in Blacksburg.

In her first season as the head coach of the Hokies in 2017, Wilson guided Jaila Tolbert to second-team All-ACC after she owned the highest hitting percentage in the conference for non-middle blockers. Tolbert, a right-side hitter, hit more than .300 in 20 matches and earned Virginia Sports Information Directors (VaSID) all-state honors.

Wilson also was key in the development of Kaity Smith, who was named to the ACC All-Freshman Team, as well as the VaSID Freshman of the Year. Smith started the season breaking a school record, putting down 30 kills in her debut – a program first.

Picking up two wins over Virginia in her first season, Wilson contributed to a full point in the Virginia529 Commonwealth Clash. Wilson led Tech to two nonconference tournament titles her opening season, winning the Pepsi Panther Invitational and A-State Invitational. At the A-State Invitational, the Hokies took down Arkansas State and SMU, two teams that won 20-plus matches and earned a bid to the National Invitational Volleyball Championship (NIVC).

Wilson joined the Hokies after an extremely successful run on the bench at LSU where, as the recruiting coordinator, she signed five top-30 recruiting classes according to PrepVolleyball.com. She also helped lead the Tigers to six NCAA Tournament appearances and the 2009 SEC Championship, as well as 25-win seasons in 2007, 2009 and 2010. The Tigers averaged over 20 wins per season during her time on the LSU staff.

"We are excited to welcome Jill and her husband, Jared, to Virginia Tech," Virginia Tech Director of Athletics Whit Babcock said after the announcement of her hiring. "Jill served as an integral component of an LSU program that became a perennial NCAA tournament team during her tenure in the highly-competitive Southeastern Conference. We heard from some of the most respected coaches in the country about Jill's many talents, and their sentiments were very consistent that the school that recruited her away from her alma mater was going to be fortunate to have Jill lead their volleyball program."

Along with her reputation as a staunch recruiter, Wilson helped produce 15 All-SEC selections, four American Volleyball Coaches Association All-South Region First Team picks and an AVCA First Team All-American and SEC Player of the Year in middle blocker Brittnee Cooper.

No stranger to the ACC, Wilson was an assistant at North Carolina from 2002-04 before serving as the top assistant at Wake Forest in 2006. She coached two All-Americans, an ACC Player of the Year and helped lead the Tar Heels to the 2002 regular season ACC Championship and an NCAA Sweet Sixteen appearance. With the Demon Deacons, Wilson trained outside and right side hitters along with assisting in recruiting prospective student-athletes and organizing all team travel.

Wilson broke into coaching in 2001 as a graduate assistant coach at Tennessee-Martin. The Skyhawks finished the campaign with a 24-7 record and won the Ohio Valley Conference regular season championship.

A four-year starter at outside hitter at LSU from 1997-2000, Wilson ranked sixth in the SEC with 23 service aces during her senior campaign that also saw the Tigers appear in the 2000 SEC Tournament finals.

Wilson exemplified the Virginia Tech spirit of Ut Prosim while she was a student-athlete. She was the Tigers' representative on the women's at-large SEC Good Works Team in 1999-00 and she was named the LSU Student-Athlete Volunteer of the Year in 2000.

The Richmond, Texas native graduated from LSU with a B.S. in business administration with concentration in pre-law. While at UT-Martin, Wilson pursued graduate studies in health and human performance.





KAITY SMITH

Sophomore | 6-1
OH | Florence, Ky.

High School/Club Team
Randall Cooper | Lexington United

Major: Criminology

1

- Charlotte Invitational Co-MVP
- Charlotte Invitational All-Tournament Team
- Hokie Invitational All-Tournament Team
- 2017 ACC All-Freshmen Team
- 2017 Prep Volleyball All-Freshman Honorable Mention

AT THE NET

- Posted 13 kills and seven digs versus Florida State (10/28).
- Seventh double-double (17K/15D) against Duke (10/21).
- Tallied 14 kills and seven digs versus Wake Forest (10/19).
- ACC-high .346 hitting clip with 12 kills vs. Georgia Tech (10/5).
- Fifth double-double (11K/D) of the season vs. Virginia (9/23).
- Posted a season-high 18 kills on a .351 clip vs. IUPUI (9/7).
- Started the season with posting a career-high hitting percentage (.591) with 14 kills against USC Upstate (8/24).
- Played in 27 matches with 26 starts in 2017.
- Began the 2017 season with a bang, tallying 30 kills in her debut against Idaho State, which was the most in a Hokie debut.

SEASON HIGHS

Kills.....18 vs. IUPUI (9/7/18)
Hitting percentage......591 vs. USC Upstate (8/24/18)
Assists.....2 (4x)
Aces.....3 (2x)
Digs.....15 (2x)
Blocks.....2 (5x)

CAREER HIGHS

Kills.....30 vs. Idaho State (8/25/17)
Hitting percentage......591 vs. USC Upstate (8/24/18)
Assists.....2 (4x)
Aces.....3 (2x)
Digs.....15 (2x)
Blocks.....5 vs. Florida State (11/17/17)

2018 MATCH-BY-MATCH STATS

Date	Opponent	sp	k	e	to	ptc	a	sa	ptc	sa	se	sa	ptc	re	ptc	dg	bl	bs	bl	total	bhp	points	team		
Aug 24, 2018	vs USC Upstate	-3	14	1	22	.591	0	1	1.000	0	0	14	.923	0	0	6	1.000	4	0	2	2.0	0	-.395	3-0	
Aug 25, 2018	vs Presbyterian	-3	13	1	25	.480	0	3	.000	1	2	16	.875	0	11	1.000	15	0	0	0	0.0	0	-.205	3-0	
Aug 25, 2018	at Charlotte	-4	14	3	18	.636	2	9	.222	1	2	21	.905	0	12	1.000	14	0	1	0	1.0	0	-.191	3-2	
Aug 31, 2018	WILLIAM & MARY	-3	10	3	18	.389	1	1	1.000	3	2	13	.846	0	6	1.000	1	0	0	0	0.0	0	-.382	3-0	
Aug 31, 2018	CAMPBELL	-3	8	3	20	.250	1	1	1.000	2	2	13	.846	1	10	.900	7	0	2	2.0	0	0	-.318	3-0	
Sep 01, 2018	ROBERT MORRIS	-4	17	7	42	.338	1	1	1.000	2	3	9	.667	0	6	1.000	8	0	2	2.0	0	0	-.227	3-1	
Sep 07, 2018	vs IUPUI	-4	18	5	37	.351	1	2	.500	3	3	20	.850	1	9	.889	12	0	1	1.0	1.0	0	-.285	3-1	
Sep 07, 2018	at Ohio	-4	14	5	27	.333	0	2	.000	2	3	17	.824	0	18	1.000	14	0	2	2.0	0	0	-.331	3-1	
Sep 08, 2018	vs Stanford	-3	5	2	25	.120	1	3	.333	0	3	10	.700	2	10	.800	7	0	0	0	1.0	0	0	-.140	0-3
Sep 11, 2018	VCU	-3	7	6	25	.040	0	1	.000	0	2	10	.800	4	0	1	1.0	0	0	1.0	0	0	-.301	3-0	
Sep 15, 2018	at Georgia Tech	-3	17	7	38	.263	1	2	.500	1	3	12	.750	0	18	1.000	7	0	0	0	0.0	0	-.206	0-3	
Sep 16, 2018	at UTSA	-4	15	8	42	.357	0	2	.000	0	10	.800	1	14	.929	8	0	0	0	0	1.0	0	-.282	1-3	
Sep 21, 2018	PITT	-3	6	6	24	.000	2	6	.333	0	0	12	.000	2	34	.941	4	0	1	1.0	1.0	0	-.092	0-3	
Sep 23, 2018	VIRGINIA	-3	11	5	24	.250	0	1	.000	0	1	12	.917	0	12	1.000	11	0	1	1.0	1.0	0	-.272	3-0	
Sep 23, 2018	NORTH CAROLINA	-4	16	6	37	.270	2	2	1.000	2	3	13	.769	0	10	1.000	6	0	0	0	0.0	0	-.209	3-0	
Sep 30, 2018	NC STATE	-4	12	9	38	.079	0	2	.000	1	2	17	.882	0	29	1.000	8	1	1	2.0	2.0	0	-.113	1-3	
Oct 05, 2018	at Georgia Tech	-3	12	5	30	.233	0	1	.000	1	1	11	.909	1	13	.923	14	0	1	1.0	1.0	0	-.301	3-0	
Oct 07, 2018	at Clemson	-3	13	4	28	.346	2	4	.500	0	1	9	.889	2	27	.926	8	0	0	0	1.0	0	-.151	0-3	
Oct 12, 2018	at Louisville	-3	10	7	37	.081	0	2	.000	0	0	9	1.000	2	15	.867	6	0	1	1.0	1.0	0	-.112	0-3	
Oct 14, 2018	at Notre Dame	-3	7	6	26	.038	0	18	.000	1	0	8	1.000	1	22	.955	10	0	0	0	0.0	0	-.126	0-3	
Oct 19, 2018	WAKE FOREST	-4	14	12	50	.040	1	4	.250	1	5	22	.772	1	36	.972	7	0	2	2.0	0	0	-.116	3-2	
Oct 21, 2018	DUKE	-3	17	8	41	.220	0	3	.000	1	4	20	.800	0	29	1.000	10	0	1	1.0	1.0	0	-.205	2-3	
Oct 26, 2018	at Miami	-2	4	0	10	.400	0	0	0.000	0	0	6	1.000	0	0	0.000	0	0	0	0	0.0	0	-.165	0-3	
Oct 28, 2018	at Florida State	-3	13	7	41	.146	0	3	.000	1	2	11	.818	2	19	.895	7	0	0	0	0.0	0	-.097	0-3	
Totals			82	287	136	.743	.203	15	.74	.203	24	.46	.322	.851	20	.395	949	203	1	2.0	0	0	-.210	0	

Sets played: 82
Kills per set: 3.50
Assists per set: 0.18

Service aces per set: 0.29
Digs per set: 2.48
Blocks per set: 0.26



JAILA TOLBERT (JAY-lah)

Senior | 6-1
RS | Minneapolis, Minn.

High School/Club Team
Breck | MN Select

Major: International Business

4

- Senior CLASS Award Candidate
- Charlotte Invitational All-Tournament Team
- Bobcat Invitational All-Tournament Team
- UTSA Invitational All-Tournament Team
- 2018 Preseason All-ACC Team
- 2017-18 All-ACC Academic Volleyball Team
- U.S. Women's Collegiate National Team - Detroit Invitee
- 2017 All-ACC Second Team
- 2017-18 SAAC Division I ACC representative

AT THE NET

- Recorded her fourth straight match of double-digit kills, with 12 vs. Florida State (10/28). Had 10 against Miami (Fla.) (10/26).
- Season-high 19 kills and four blocks versus Duke (10/21).
- Posted 16 kills and a block against Wake Forest (10/19).
- Registered 13 kills and four blocks against rival Virginia (9/23).
- Hit .625 with 10 kills and four blocks versus VCU (9/11).
- Played in all 31 matches with 26 starts in 2017.
- Led the ACC in hitting clip among non-middle blockers (.331).

SEASON HIGHS

Kills.....19 Duke (10/21/18)
Hitting percentage......636 vs. USC Upstate (8/24/18)
Assists.....1 (2x)
Aces.....1
Digs.....4 at Charlotte (8/25/18)
Blocks.....6 at Charlotte (8/25/18)

CAREER HIGHS

Kills.....22 at NC State (10/15/17)
Hitting percentage......733 vs. Pitt (9/28/16)
Assists.....2 (2x)
Aces.....2 vs. South Dakota State (8/25/17)
Digs.....6 (2x)
Blocks.....7 vs. Appalachian State (8/26/16)

2018 MATCH-BY-MATCH STATS

Date	Opponent	sp	k	e	to	ptc	a	sa	ptc	sa	se	sa	ptc	re	ptc	dg	bl	bs	bl	total	bhp	points	team	
Aug 24, 2018	vs USC Upstate	-3	7	0	11	.636	0	0	0.000	0	0	0	.000	0	0	0.000	3	0	5	5.0	0	0	-.395	3-0
Aug 25, 2018	vs Presbyterian	-3	8	6	18	.111	0	2	.000	0	0	0	.000	0	0	0.000	1	0	3	3.0	0	0	-.205	3-0
Aug 25, 2018	at Charlotte	-4	14	5	30	.300	0	0	0.000	0	0	0	.000	0	0	0.000	4	0	6	6.0	0	0	-.191	3-2
Aug 31, 2018	WILLIAM & MARY	-3	3	3	11	.000	0	0	0.000	0	0	0	.000	0	0	0.000	0	0	2	2.0	0	0	-.382	3-0
Aug 31, 2018	CAMPBELL	-3	9	0	16	.562	0	1	1.000	0	0	0	.000	0	0	0.000	3	0	2	2.0	2.0	0	-.318	3-0
Sep 01, 2018	ROBERT MORRIS	-4	12	6	29	.138	1	1	1.000	0	0	0	.000	0	1	1.000	1	0	4	4.0	0	0	-.227	3-1
Sep 07, 2018	vs IUPUI	-4	12	4	21	.381	0	1	1.000	0	0	0	.000	0	1	1.000	2	0	4	4.0	4.0	0	-.285	3-1
Sep 07, 2018	at Ohio	-4	17	3	30	.467	0	1	1.000	0	0	0	.000	0	0	0.000	1	0	4	4.0	4.0	0	-.331	3-1
Sep 08, 2018	vs Stanford	-3	8	3	14	.571	0	2	.000	0	0	0	.000	0	0	0.000	2	0	1	1.0	1.0	0	-.140	0-3
Sep 11, 2018	VCU	-3	8	3	16	.625	0	0	0.000	0	0	0	.000	0	0	0.000	1	0	3	3.0	4.0	0	-.301	3-0
Sep 15, 2018	vs Baylor	-3	12	3	22	.409	0	1	1.000	0	0	0	.000	0	0	0.000	1	0	0	0	0.0	0	-.206	0-3
Sep 16, 2018	at UTSA	-4	16	4	36	.333	0	1	1.000	0	0	0	.000	0	1	1.000	0	0	2	2.0	0	0	-.227	3-1
Sep 21, 2018	PITT	-3	14	3	32	.344	0	0	0.000	0	0	0	.000	0	2	1.000	0	0	2	2.0	0	0	-.113	1-3
Sep 23, 2018	VIRGINIA	-3	13	5	24	.333	0	1	1.000	0	0	6	1.000	0	0	0.000	3	0	4	4.0	4.0	0	-.272	3-0
Sep 23, 2018	NORTH CAROLINA	-4	9	2	19	.368	1	1	1.000	0	0	0	.000	0	0	0.000	0	0	2	2.0	0	0	-.209	3-0
Sep 30, 2018	NC STATE	-4	14	3	32	.344	0	0	0.000	0	0	0	.000	0	2	1.000	0	0	2	2.0	0	0	-.113	1-3
Oct 05, 2018	at Georgia Tech	-3	9	3	21	.286	0	1	1.000	0	0	0	.000	0	0	0.000	0	0	1	1.0	1.0	0	-.301	3-0
Oct 07, 2018	at Clemson	-3	7	3	18	.222	0	0	0.000	0	0	0	.000	0	0	0.000	0	0	1	1.0	2.0	0	-.151	0-3
Oct 12, 2018	at Louisville	-3	3	4	13	.077	0	0	0.000	0	0	0	.000	0	0	0.000	1	0	4	4.0	4.0	0	-.112	0-3
Oct 14, 2018	at Notre Dame	-3	7	4	21	.14																		



KAI YOUNG

Sophomore | 5-11
MB | Charlotte, N.C.

High School/Club Team
Charlotte Christian | Carolina Union

Major: Public Relations

22

AT THE NET

- Collected three blocks at then-No. 22 Louisville (10/12).
- Had two kills and a block against Georgia Tech (10/5).
- Recorded five kills and two blocks against NC State (9/30).
- Posted four kills on a hitting percentage of .375 with three blocks against rival Virginia (9/23).
- Tallied a kill and four blocks against then-No. 9 Pitt (9/21).
- Registered four kills on a .571 clip with her second-most blocks on the season (5) versus VCU (9/11).
- Played her best match yet against Charlotte (8/25), posting two career highs – 13 kills, eight blocks.
- Played in 17 matches, drawing two starts in 2017.
- Set two then-career highs with seven kills and seven blocks vs. Boston College.
- Played volleyball and ran track at Charlotte Christian.
- Father, Bryant Young, played football at Notre Dame and was a 14-year NFL veteran with the San Francisco 49ers, earning four Pro Bowls and a XXIX Super Bowl ring. He currently coaches the defensive line for the Atlanta Falcons.
- Mother ran track at Notre Dame.

SEASON HIGHS

Kills 13 at Charlotte (8/25/18)
 Hitting percentage.....571 vs. VCU (9/11/18)
 Assists..... 1 (2x)
 Aces.....
 Digs 1 (7x)
 Blocks.....8 at Charlotte (8/25/18)

CAREER HIGHS

Kills 13 at Charlotte (8/25/18)
 Hitting percentage..... 1.00 (3x)
 Assists 1 (2x)
 Aces.....
 Digs 1 (7x)
 Blocks.....8 at Charlotte (8/25/18)

2018 MATCH-BY-MATCH STATS

Date	Opponent	sp	k	e	ta	pr	a	sa	se	re	rc	di	bl	bs	to	pts	hfs	sc			
Aug 24, 2018	vs USC Upstate	6	2	13	338	0	1	0	0	0	0	0	0	3	0	3	0	-395	3-0		
Aug 25, 2018	vs Presbyterian	3	5	5	14	0	0	0	0	0	0	0	1	0	3	0	0	-205	3-0		
Aug 25, 2018	at Charlotte	13	5	27	296	0	0	0	0	0	0	0	0	8	2	8	0	-191	3-2		
Aug 31, 2018	WILLIAM & MARY	3	3	2	8	132	0	0	0	0	0	0	0	2	0	2	0	-382	3-0		
Aug 31, 2018	CAMPBELL	3	5	1	13	308	0	0	0	0	0	0	0	0	2	0	0	-318	3-0		
Sep 01, 2018	ROBERT MORRIS	1	1	3	8	333	0	0	0	0	0	0	0	0	0	0	0	-227	3-1		
Sep 07, 2018	vs IUPUI	6	2	13	308	0	1	0	0	0	0	0	0	5	0	5	0	-285	3-1		
Sep 07, 2018	at Ohio	4	3	1	8	250	0	1	0	0	0	0	0	2	0	2	0	-331	3-1		
Sep 08, 2018	vs Sanford	2	0	2	1,000	0	0	0	0	0	0	0	0	1	0	1	0	-140	0-3		
Sep 11, 2018	VCU	4	0	7	571	0	0	0	0	0	0	0	0	5	0	5	0	-301	3-0		
Sep 15, 2018	vs Baylor	3	0	1	0	0	0	0	0	0	0	0	0	0	2	0	0	-206	0-3		
Sep 16, 2018	at UTSA	2	0	0	1,000	1	1	0	0	0	0	0	0	0	0	0	0	-262	1-3		
Sep 21, 2018	PITT	3	1	6	0	0	0	0	0	0	0	0	0	4	0	4	0	-092	0-3		
Sep 23, 2018	VIRGINIA	3	4	1	8	375	0	0	0	0	0	0	0	1	0	3	0	-272	3-0		
Sep 28, 2018	NORTH CAROLINA	2	0	4	500	1	2	500	0	0	0	0	0	0	4	0	4	0	-209	3-0	
Sep 30, 2018	NC STATE	4	5	3	13	154	0	0	0	0	0	0	0	0	2	3	2	0	-113	1-3	
Oct 02, 2018	at Georgia Tech	3	2	1	5	200	0	1	0	0	0	0	0	0	1	1	1	0	-301	3-0	
Oct 07, 2018	at Clemson	2	0	2	4	500	0	0	0	0	0	0	0	0	0	3	0	0	-151	0-3	
Oct 12, 2018	at Louisville	2	0	0	3	0	0	0	0	0	0	0	0	0	1	0	0	0	-112	0-3	
Oct 14, 2018	at Notre Dame	1	1	0	2	500	0	0	0	0	0	0	0	0	0	2	0	0	-126	0-3	
Totals		57	61	31	158	190	2	9	222	0	0	0	0	0	889	7	0	48	16	48	0

Sets played: 57
 Kills per set: 1.07
 Assists per set: 0.04
 Digs per set: 0.12
 Blocks per set: 0.84



TALYN JACKSON (TAL-lynn)

Freshman | 5-11
S | Gardnerville, Nev.

High School/Club Team
Douglas | Silve State

Major: Unviersity Studies

23

AT THE NET

- Has had exactly nine assists in three consecutive matches.
- Owned nine assists vs. Wake Forest (10/19) and Duke (10/21).
- Had nine assists, one dig and a block at Notre Dame (10/14).
- Collected three assists and one dig at then-No. 22 Louisville (10/12).
- Posted eight assists, three digs and a block vs. NC State (9/30).
- Recorded nine assists, two digs and a kill versus IUPUI (9/7).
- Filled in for setter Rhegan Mitchell against Robert Morris (9/1), drawing her first start and did not disappoint by posting 45 assists, 13 digs, two aces – all career highs – and two blocks.
- Collected 15 assists, two kills and a dig versus Campbell (8/31).
- Set a career-high four blocks and posted 11 assists against William & Mary (8/31).
- Tallied 11 assists and a two blocks against Charlotte (8/25).
- Had nine assists, a kill, dig and block vs. Presbyterian (8/25).
- Dished out 16 assists and put down four kills in her debut against USC Upstate (8/24).
- Enrolled in January, practicing with the team this past spring and playing in its scrimmages.
- Four-year varsity letterwinner at Douglas HS.
- Named to the Class of 2018 Senior Aces Top 150.
- Tabbed Soph79 by PrepVolleyball.com.
- USA Volleyball High Performance Indoor Girls' Select National A1 Team member.
- NIAA All-State selection.
- NIACC All-State 4A Academic Team.
- 2017 All-League Player of the Year.

SEASON/CAREER HIGHS

Kills 4 (x2)
 Hitting percentage..... 1.00 vs. Campbell (8/31/18)
 Assists 45 vs. Robert Morris (9/1/18)
 Aces..... 2 vs. Robert Morris (9/1/18)
 Digs 13 vs. Robert Morris (9/1/18)
 Blocks.....4 vs. William & Mary (8/31/18)

2018 MATCH-BY-MATCH STATS

Date	Opponent	sp	k	e	ta	pr	a	sa	se	re	rc	di	bl	bs	to	pts	hfs	sc							
Aug 24, 2018	vs USC Upstate	3	4	0	5	800	16	24	667	0	0	0	0	0	1	2	1	0	-395	3-0					
Aug 25, 2018	vs Presbyterian	3	1	0	5	200	9	34	266	0	0	0	0	0	0	0	0	0	-205	3-0					
Aug 25, 2018	at Charlotte	0	0	2	0	0	11	23	478	0	0	0	0	0	0	0	0	0	-191	3-2					
Aug 31, 2018	WILLIAM & MARY	3	1	0	2	500	11	20	559	0	0	0	0	0	0	0	0	0	-382	3-0					
Aug 31, 2018	CAMPBELL	3	2	0	2	1,000	15	30	500	0	0	0	0	0	0	0	0	0	-318	3-0					
Sep 01, 2018	ROBERT MORRIS	4	4	2	7	286	45	114	356	2	0	18	1,000	0	0	0	0	0	-227	3-1					
Sep 07, 2018	vs IUPUI	4	1	0	4	250	9	29	310	0	0	0	0	0	0	0	0	0	-285	3-1					
Sep 07, 2018	at Ohio	1	0	1	2	500	3	10	300	0	0	0	0	0	0	0	0	0	-331	3-1					
Sep 08, 2018	vs Sanford	2	0	0	0	0	0	0	0	0	0	0	0	0	0	0	0	0	-140	0-3					
Sep 11, 2018	VCU	4	0	0	0	0	0	0	0	0	0	0	0	0	0	0	0	0	-301	3-0					
Sep 15, 2018	vs Baylor	3	0	0	1	0	0	0	0	0	0	0	0	0	0	0	0	0	-206	0-3					
Sep 16, 2018	at UTSA	2	0	0	0	0	0	0	0	0	0	0	0	0	0	0	0	0	-262	1-3					
Sep 21, 2018	PITT	3	1	6	0	0	0	0	0	0	0	0	0	0	4	0	4	0	-092	0-3					
Sep 23, 2018	VIRGINIA	3	4	1	8	375	0	0	0	0	0	0	0	0	1	0	3	0	-272	3-0					
Sep 28, 2018	NORTH CAROLINA	2	0	0	4	500	1	2	500	0	0	0	0	0	0	4	0	4	0	-209	3-0				
Sep 30, 2018	NC STATE	4	5	3	13	154	0	0	0	0	0	0	0	0	0	2	3	2	0	-113	1-3				
Oct 02, 2018	at Georgia Tech	3	2	1	5	200	0	1	0	0	0	0	0	0	0	1	1	1	0	-301	3-0				
Oct 07, 2018	at Clemson	2	0	2	4	500	0	0	0	0	0	0	0	0	0	0	3	0	0	-151	0-3				
Oct 12, 2018	at Louisville	2	0	0	3	0	0	0	0	0	0	0	0	0	0	1	0	0	0	-112	0-3				
Oct 14, 2018	at Notre Dame	1	1	0	2	500	0	0	0	0	0	0	0	0	0	0	2	0	0	-126	0-3				
Oct 21, 2018	DUKE	3	1	0	3	333	9	24	375	0	0	0	0	0	0	0	0	0	-205	2-3					
Totals		35	16	3	41	317	157	396	396	2	0	22	1,000	0	0	0	0	0	0	271	0	15	4	15	0

Sets played: 35
 Kills per set: 0.46
 Assists per set: 4.49
 Service aces per set: 0.06
 Digs per set: 0.77
 Blocks per set: 0.43



2018 NCAA STATS

Statistic	National Rank	Conference Rank	Value	National Leader	Value	Conference Leader	Value
Aces Per Set (334 ranked)	79	3	1.43	Denver	2.08	Miami (FL)	1.59
Assists Per Set (334 ranked)	178	12	11.69	Fla. Atlantic	14.78	Pittsburgh	13.86
Blocks Per Set (334 ranked)	171	13	1.99	Stanford	3.22	Syracuse	2.99
Digs Per Set (334 ranked)	277	9	13.51	Northern Ky.	19.76	Notre Dame	16.44
Hitting Percentage (334 ranked)	128	9	0.212	BYU	0.330	Pittsburgh	0.300
Kills Per Set (334 ranked)	163	12	12.59	Fla. Atlantic	15.58	Pittsburgh	14.63
Match W-L Pctg. (334 ranked)	139	9	0.542	BYU	1.000	Pittsburgh	0.958
Opp Hitting Percentage (334 ranked)	230	8	0.214	FGCU	0.123	Notre Dame	0.155
Team Assists (334 ranked)	230	10	970	Bryant	1,422	Clemson	1,190
Team Attacks Per Set (334 ranked)	290	13	33.20	Northern Ky.	40.99	Notre Dame	37.71
Team Digs (334 ranked)	289	11	1,121	Valparaiso	1,882	Georgia Tech	1,425
Team Kills (334 ranked)	227	10	1,045	Bryant	1,516	Clemson	1,259
Team Service Aces (334 ranked)	129	3	119	Alcorn	198	Louisville	123
Team Total Attacks (334 ranked)	285	11	2,756	Bryant	4,076	Georgia Tech	3,269
Team Total Blocks (334 ranked)	212	14	165.0	Charlotte	289.0	Syracuse	254.5

Statistic	Player	National Rank	Conference Rank	Value	National Leader	Value	Conference Leader	Value
Aces Per Set (150 ranked)	Ester Talamazzi	85	3	0.37	Mariena Hayden, UNLV	0.94	Haley Templeton, Miami (FL)	0.41
Assists Per Set (150 ranked)					Ivone Martinez, Fla. Atlantic	12.59	Wilma Rivera, Louisville	11.12
Attacks Per Set (150 ranked)					Lindsey Ruddins, UC Santa Barbara	14.56	Jemma Yeadon, Notre Dame	11.22
Blocks Per Set (300 ranked)	Marisa Cerchio	137	8	1.07	Tami Alade, Stanford	1.67	Taryn Knuth, Florida St.	1.61
Digs Per Set (150 ranked)					Kallie Seimet, Bowling Green	6.45	Ryann DeJarld, Notre Dame	5.04
Hitting Percentage (150 ranked)					Sharonda Pickering, FGCU	0.442	Santita Ebangwese, Syracuse Layne Van Buskirk, Pittsburgh	0.400 0.400
Kills Per Set (150 ranked)	Kaity Smith	124	10	3.50	Jordan Thompson, Cincinnati	6.04	Polina Shemanova, Syracuse	4.35
Kills SG Highs (0 ranked)								
Points (150 ranked)					Jordan Thompson, Cincinnati	678.0	Polina Shemanova, Syracuse	394.5
Points Per Set (150 ranked)	Kaity Smith	133	9	3.93	Jordan Thompson, Cincinnati	6.71	Polina Shemanova, Syracuse	4.75
Service Aces (132 ranked)	Ester Talamazzi	98	2	30	Mariena Hayden, UNLV	82	Molly Sauer, Louisville	33
Total Assists (150 ranked)					Taylor Anderton, Samford	1,161	Gabby Easton, Clemson	1,035
Total Attacks (149 ranked)					Jordan Thompson, Cincinnati	1,347	Mariana Brambilla, Georgia Tech	967
Total Blocks (198 ranked)	Marisa Cerchio	155	7	89	Veronica Marin, Little Rock	156	Taryn Knuth, Florida St.	132
Total Digs (300 ranked)	Carol Raffety	252	8	312	Yumi Garcia, Charlotte	611	Ryann DeJarld, Notre Dame	403
Total Kills (150 ranked)					Jordan Thompson, Cincinnati	610	Polina Shemanova, Syracuse	361
Triple Doubles (18 ranked)					Mason Rooney, Davidson	5	Andie Shelton, Duke	3



2018 BOX SCORES



Volleyball Box Score The Automated ScoreBook USC Upstate vs Virginia Tech (Aug 24, 2018 at Charlotte, N.C.)



#	USC Upstate	Attack				Ast	Serve			Block				Pts		
		S	K	E	TA		Pct	SA	SE	RE	Dig	BS	BA		BE	BH
5	HAAKE, Madison	3	2	2	8	.000	19	1	0	0	8	0	1	0	0	-
6	PHILLIPS, Lauren	3	7	6	24	.042	1	1	1	0	6	0	0	0	0	-
7	DUNCAN, Payton	3	4	5	20	-.050	1	0	0	0	3	0	0	0	0	-
8	DEMPSEY, Lily	2	1	4	8	-.375	0	2	1	0	2	0	1	0	0	-
11	RUSSELL, Emily	3	7	4	21	.143	0	0	0	0	1	0	0	2	0	-
15	KIRKPATRICK, McKenna	3	4	2	13	.154	0	0	0	1	1	0	2	1	0	-
2	MARCUM, Mackenzie	3	0	0	0	.000	3	0	1	1	6	0	0	0	0	-
3	DEAVILLE, Morgan	1	0	0	0	.000	0	0	0	1	0	0	0	0	0	-
12	LAUER, Mackenzie	2	1	2	5	-.200	0	0	0	0	1	0	0	0	0	-
Totals		3	26	25	99	.010	24	4	3	3	28	0	4	3	0	-

Team Attack By Set

Set	K	E	TA	Pct
1	7	10	30	-.100
2	12	6	33	.182
3	7	9	36	-.056

TOTAL TEAM BLOCKS: 2.0

SET SCORES

USC Upstate (0)	1	2	3
Virginia Tech (3)	14	18	15

Team Records: USC Upstate (0) 1-0, Virginia Tech (3) 25-25-25 1-0

#	Virginia Tech	Attack				Ast	Serve			Block				Pts		
		S	K	E	TA		Pct	SA	SE	RE	Dig	BS	BA		BE	BH
1	Kaity Smith	3	14	1	22	.591	0	0	1	0	4	0	2	0	0	-
4	Jaila Tolbert	3	7	0	11	.636	0	0	0	0	3	0	5	0	0	-
9	Rhegan Mitchell	3	1	0	3	.333	14	0	0	0	9	0	0	0	2	-
14	Ester Talamazzi	3	7	4	19	.158	0	2	1	1	9	0	1	0	0	-
19	Marisa Cerchio	3	5	3	12	.167	0	0	1	0	0	0	5	0	0	-
22	Kai Young	3	6	2	13	.308	0	0	0	0	0	0	3	0	0	-
5	Carol Rafferty	3	0	0	1	.000	7	0	1	2	5	0	0	0	0	-
6	Angel Robinson	1	0	0	0	.000	0	0	0	0	0	0	1	0	0	-
10	Kylie Thomas	3	0	0	0	.000	4	1	1	0	8	0	0	0	0	-
20	Abby McKinzie	3	4	0	5	.800	0	0	0	1	1	0	0	0	0	-
23	Talyn Jackson	3	4	0	5	.800	16	0	0	0	1	0	1	2	0	-
Totals		3	44	10	86	.395	41	3	5	4	40	0	18	2	2	-

Team Attack By Set

Set	K	E	TA	Pct
1	13	3	25	.400
2	17	3	33	.424
3	14	4	28	.357

TOTAL TEAM BLOCKS: 9.0

Site: Charlotte, N.C. (Halton Arena)
Date: Aug 24, 2018 Attend: 1411 Time: 1:05
Referees: Doug Fagan, Suzanne Dodd
Line judges: Quentin McDaniel, Wayne Burgamy



Volleyball Box Score The Automated ScoreBook Presbyterian vs Virginia Tech (Aug 25, 2018 at Charlotte, N.C.)



#	Presbyterian	Attack				Ast	Serve			Block				Pts		
		S	K	E	TA		Pct	SA	SE	RE	Dig	BS	BA		BE	BH
3	COOKE, Erin	3	6	4	17	.118	13	0	0	0	8	0	1	0	1	-
9	WILLIAMS, Trinity	3	9	5	23	.174	1	0	2	2	6	0	1	0	0	-
10	EULITZ, Erin	3	1	4	16	-.188	0	0	0	3	9	0	2	0	0	-
14	WRIGHT, Allie	3	4	2	14	.143	0	1	0	0	1	1	1	0	0	-
15	DE JONG, Sydney	3	4	1	12	.250	0	0	0	0	0	0	4	0	0	-
21	JONES, Sierra	3	0	0	1	.000	10	0	0	0	0	1	0	0	0	-
1	GOSNELL, Daley	3	0	0	2	.000	2	0	0	1	14	0	0	0	0	-
8	TALBERT, Lauren	1	0	1	2	-.500	0	0	1	1	0	0	0	0	0	-
23	FARMER, Taylor	1	0	0	0	.000	0	0	0	0	3	0	0	0	0	-
25	DAVIS, Sierra	3	4	2	14	.143	0	0	0	0	0	0	1	0	0	-
Totals		3	28	19	101	.089	26	1	3	7	42	1	10	0	2	-

Team Attack By Set

Set	K	E	TA	Pct
1	13	8	41	.122
2	6	4	23	.087
3	9	7	37	.054

TOTAL TEAM BLOCKS: 6.0

SET SCORES

Presbyterian (0)	1	2	3
Virginia Tech (3)	22	11	21

Team Records: Presbyterian (0) 0-3, Virginia Tech (3) 25-25-25 2-0

#	Virginia Tech	Attack				Ast	Serve			Block				Pts		
		S	K	E	TA		Pct	SA	SE	RE	Dig	BS	BA		BE	BH
1	Kaity Smith	3	13	1	25	.480	0	1	2	0	15	0	0	0	0	-
4	Jaila Tolbert	3	8	6	18	.111	0	0	0	0	1	0	3	0	0	-
9	Rhegan Mitchell	3	0	0	0	.000	23	0	0	0	6	0	0	0	1	-
14	Ester Talamazzi	3	8	4	27	.148	0	0	0	0	13	0	2	0	0	-
19	Marisa Cerchio	3	7	3	19	.211	0	3	0	0	0	1	3	0	0	-
22	Kai Young	3	5	5	14	.000	0	0	0	0	1	0	3	0	0	-
5	Carol Rafferty	3	0	0	0	.000	5	2	1	0	5	0	0	0	0	-
6	Angel Robinson	1	1	0	2	.500	0	0	0	1	0	0	0	0	0	-
7	Tessa Wynner	1	0	1	2	-.500	1	0	1	0	0	0	0	0	0	-
10	Kylie Thomas	3	0	0	0	.000	1	1	0	0	6	0	0	0	0	-
20	Abby McKinzie	1	0	0	0	.000	0	0	0	0	1	0	0	0	0	-
23	Talyn Jackson	3	1	0	5	.200	9	0	0	0	1	0	1	1	1	-
Totals		3	43	20	112	.205	39	7	3	1	49	1	12	1	2	-

Team Attack By Set

Set	K	E	TA	Pct
1	12	8	41	.098
2	15	2	28	.464
3	16	10	43	.140

TOTAL TEAM BLOCKS: 7.0

Site: Charlotte, N.C. (Halton Arena)
Date: Aug 25, 2018 Attend: 1411 Time: 1:13
Referees: Suzanne Dodd, Debbie McLamb
Line judges: Douglas Reed, Regina Battle



Volleyball Box Score The Automated ScoreBook Virginia Tech vs Charlotte (Aug 25, 2018 at Charlotte, N.C.)



#	Virginia Tech	Attack				Ast	Serve			Block				Pts		
		S	K	E	TA		Pct	SA	SE	RE	Dig	BS	BA		BE	BH
1	Kaity Smith	5	14	13	38	.026	2	1	2	0	14	0	1	0	0	-
4	Jaila Tolbert	5	14	5	30	.300	0	0	0	0	4	0	6	0	0	-
9	Rhegan Mitchell	5	4	0	8	.500	48	0	1	0	9	0	5	0	0	-
14	Ester Talamazzi	5	9	7	32	.062	0	0	0	2	22	0	3	2	0	-
19	Marisa Cerchio	5	15	5	41	.244	1	1	2	0	1	1	9	0	0	-
22	Kai Young	5	13	5	27	.296	0	0	0	1	0	8	2	0	0	-
5	Carol Rafferty	5	0	0	0	.000	4	1	1	3	20	0	0	0	0	-
10	Kylie Thomas	5	0	0	0	.000	1	1	0	1	9	0	0	0	0	-
20	Abby McKinzie	2	0	0	0	.000	0	0	0	0	1	0	0	0	0	-
23	Talyn Jackson	2	0	0	2	.000	11	0	0	0	0	2	0	0	0	-
Team										1						-
Totals		5	69	35	178	.191	67	4	6	7	81	1	34	4	0	-

Team Attack By Set

Set	K	E	TA	Pct
1	13	7	30	.200
2	16	10	45	.133
3	16	7	43	.209
4	15	8	40	.175
5	9	3	20	.300

TOTAL TEAM BLOCKS: 18.0

SET SCORES

Virginia Tech (3)	1	2	3	4	5
Charlotte (2)	15	24	25	25	15

Team Records: Virginia Tech (3) 15-3-0, Charlotte (2) 25-26-19 9 2-2

#	Charlotte	Attack				Ast	Serve			Block				Pts		
		S	K	E	TA		Pct	SA	SE	RE	Dig	BS	BA		BE	BH
1	RICHARDSON, Reeana	5	17	6	41	.268	0	1	0	1	7	0	1	1	0	-
2	CURTISS, Jannelle	5	5	1	21	.190	0	0	0	0	2	0	7	1	0	-
7	ROWAN, Sydney	5	13	10	53	.057	0	1	0	1	11	0	0	0	0	-
11	STEELE, Nya	5	0	0	2	.000	27	1	0	0	10	0	0	0	0	-
15	GALLOWAY, Tyra	5	4	0	10	.400	0	0	3	0	0	4	6	3	0	-
18	STONER, Jocelyn	5	6	1	16	.312	0	0	0	0	0	1	5	1	0	-
4	PERRENS, Sofie	5	0	0	0	.000	18	2	2	0	5	0	0	0	0	-
6	BERG, Taylor	3	0	0	0	.000	0	0	0	0	2	0	0	0	0	-
13	GARCIA, Yumi	5	0	2	2	-.1000	2	1	1	1	23	0	0	0	0	-
16	SHAW, Molly	5	4	2	19	.105	0	0	0	2	0	3	1	0	-	
17	HEHR, Kennedy	2	0	0	0	.000	0	1	1	0	1	0	0	0	0	-
Team										1						-
Totals		5	49	22	164	.165	47	7	8	4	63	5	22	7	0	-

Team Attack By Set

Set	K	E	TA	Pct
1	13	1	23	.522
2	13	4	45	.200
3	10	7	34	.088
4	9	5	37	.108
5	4	5	25	-.040

TOTAL TEAM BLOCKS: 16.0

Site: Charlotte, N.C. (Halton Arena)
Date: Aug 25, 2018 Attend: 1411 Time: 2:08
Referees: Doug Fagan, Bonnie O'Connor
Line judges: Ronald Goubeaux, Robert Jeffries



Volleyball Box

2018 BOX SCORES



Volleyball Box Score
The Automated ScoreBook
Campbell vs Virginia Tech (Aug 31, 2018 at Blacksburg, Va.)



#	Campbell	Attack				Ast	Serve			Block				Pts		
		S	K	E	TA		Pct	SA	SE	RE	Dig	BS	BA		BE	BH
6	MINER, Madee	3	1	1	2	.000	13	0	0	0	7	0	0	0	0	-
7	HEATH, Allena	3	5	1	20	.200	0	0	0	2	1	0	3	0	0	-
10	STOCKING, Jessica	3	3	5	19	-.105	2	1	1	2	11	0	0	0	0	-
12	COLLA, Sarah	3	6	12	29	-.207	0	0	2	3	2	0	0	0	0	-
15	WILSON, Hailey	3	5	1	7	.571	0	0	0	0	1	0	1	0	0	-
17	LINXWILER, Madison	3	2	1	8	.125	0	0	0	0	1	0	0	0	0	-
1	HOLDFORD, Anna Grace	3	0	0	0	.000	7	1	0	0	2	0	0	0	0	-
3	MURRAY, Faith	1	0	0	0	.000	0	0	0	1	0	0	0	0	0	-
5	SCHNEGGENBURGER, H	1	0	0	0	.000	0	0	0	0	0	0	0	0	0	-
11	KANE, Grace	3	0	0	0	.000	3	0	2	3	8	0	0	0	0	-
13	HARTY, Rachel	1	0	0	0	.000	0	0	0	0	0	0	0	0	0	-
14	MITCHELL, Alysha	3	5	1	7	.571	0	0	0	0	0	2	0	0	0	-
Team																
Totals		3	27	22	92	.054	25	2	5	12	33	0	6	0	0	-

Team Attack By Set

Set	K	E	TA	Pct
1	11	9	38	.053
2	10	6	33	.121
3	6	7	21	-.048

TOTAL TEAM BLOCKS: 3.0

SET SCORES

	1	2	3	Team Records:
Campbell (0)	18	19	12	2-3
Virginia Tech (3)	25	25	25	5-0



Volleyball Box Score
The Automated ScoreBook
Robert Morris vs Virginia Tech (Sep 01, 2018 at Blacksburg, Va.)



#	Robert Morris	Attack				Ast	Serve			Block				Pts		
		S	K	E	TA		Pct	SA	SE	RE	Dig	BS	BA		BE	BH
2	LONDOT, Alyson	4	9	5	36	.111	1	0	3	2	14	0	1	0	0	-
5	BROWN, Whitney	4	0	0	0	.000	15	1	1	0	8	0	0	0	2	-
7	ALFANO, Maria	4	7	2	20	.250	0	0	0	0	0	0	3	0	0	-
8	GRANGER, Emma	4	6	1	17	.294	0	0	3	0	1	0	2	0	0	-
11	DEVLIN, Emily	4	7	0	15	.467	0	0	0	0	2	0	1	0	0	-
17	SARJANOVIC, Mirna	4	5	1	27	.148	0	0	1	3	16	0	2	0	0	-
1	ZANOLLI, Nikolette	1	0	0	0	.000	1	0	0	1	5	0	0	0	0	-
3	WILT, Erika	1	0	0	0	.000	0	0	0	0	2	0	0	0	0	-
4	CAMPBELL, Liz	4	5	2	14	.214	0	0	0	0	1	0	1	0	0	-
10	YURKOVICH, Allie	4	0	0	0	.000	5	1	0	4	9	0	0	0	0	-
12	CANNON, Megan	4	0	0	0	.000	14	1	0	0	4	0	0	0	2	-
Team																
Totals		4	39	11	129	.217	36	3	8	13	62	0	10	0	4	-

Team Attack By Set

Set	K	E	TA	Pct
1	12	4	38	.211
2	12	2	36	.278
3	6	5	25	.040
4	9	0	30	.300

TOTAL TEAM BLOCKS: 5.0

SET SCORES

	1	2	3	4	Team Records:
Robert Morris (1)	25	21	16	15	0-6
Virginia Tech (3)	22	25	25	25	6-0

#	Virginia Tech	Attack				Ast	Serve			Block				Pts		
		S	K	E	TA		Pct	SA	SE	RE	Dig	BS	BA		BE	BH
1	Kaity Smith	3	8	3	20	.250	1	2	2	1	7	0	2	0	0	-
4	Jaila Tolbert	3	9	0	16	.562	0	0	0	0	3	0	2	0	0	-
9	Rhegan Mitchell	3	0	0	0	.000	15	2	0	0	1	0	0	0	0	-
14	Ester Talamazzi	3	6	5	19	.053	2	3	0	1	6	0	1	0	0	-
19	Marisa Cerchio	3	7	1	15	.400	0	2	4	0	2	0	3	0	0	-
22	Kai Young	3	5	1	13	.308	0	0	0	0	0	0	2	0	0	-
5	Carol Rafferty	3	0	0	0	.000	2	1	2	0	13	0	0	0	0	-
10	Kylie Thomas	3	0	0	0	.000	0	1	0	0	4	0	0	0	0	-
23	Talyn Jackson	3	2	0	2	1.000	15	0	0	0	1	0	0	0	1	-
Totals		3	37	10	85	.318	35	11	8	2	37	0	10	0	1	-

Team Attack By Set

Set	K	E	TA	Pct
1	12	3	26	.346
2	13	5	37	.216
3	12	2	22	.455

TOTAL TEAM BLOCKS: 5.0

Site: Blacksburg, Va. (Cassell Coliseum)
Date: Aug 31, 2018 Attend: 842 Time: 1:24
Referees: Daniel Leake, Terry Martin
Line judges: Stacey Younker, Amy Milton

#	Virginia Tech	Attack				Ast	Serve			Block				Pts		
		S	K	E	TA		Pct	SA	SE	RE	Dig	BS	BA		BE	BH
1	Kaity Smith	4	17	7	42	.238	1	2	3	0	8	0	2	0	0	-
4	Jaila Tolbert	4	12	8	29	.138	1	0	0	0	2	0	2	0	0	-
14	Ester Talamazzi	4	15	4	42	.262	1	2	3	0	7	0	0	0	0	-
19	Marisa Cerchio	4	7	1	14	.429	0	2	2	0	4	0	1	0	0	-
22	Kai Young	1	1	3	6	.333	0	0	0	0	0	0	0	0	0	-
23	Talyn Jackson	4	4	2	7	.286	45	2	0	0	13	0	2	0	1	-
5	Carol Rafferty	4	0	0	0	.000	2	0	2	0	21	0	0	0	0	-
6	Angel Robinson	4	3	0	10	.300	0	0	0	0	0	0	5	0	0	-
10	Kylie Thomas	4	0	0	0	.000	2	1	1	0	10	0	0	0	0	-
20	Abby McKinzie	4	0	0	0	.000	0	4	0	0	4	0	0	0	0	-
Team																
Totals		4	59	25	150	.227	52	13	9	3	69	0	12	0	1	-

Team Attack By Set

Set	K	E	TA	Pct
1	13	11	43	.047
2	15	4	36	.306
3	14	5	34	.265
4	17	5	37	.324

TOTAL TEAM BLOCKS: 6.0

Site: Blacksburg, Va. (Cassell Coliseum)
Date: Sep 01, 2018 Attend: 515 Time: 1:53
Referees: Terry Martin, Wayne Clark
Line judges: Stacey Younker, Amy Milton



Volleyball Box Score
The Automated ScoreBook
Virginia Tech vs IUPUI (Sep 07, 2018 at Athens, Ohio)



#	Virginia Tech	Attack				Ast	Serve			Block				Pts		
		S	K	E	TA		Pct	SA	SE	RE	Dig	BS	BA		BE	BH
1	Kaity Smith	4	18	5	37	.351	1	3	3	1	12	0	1	0	0	-
4	Jaila Tolbert	4	12	4	21	.381	0	0	0	2	2	0	4	0	0	-
9	Rhegan Mitchell	4	0	0	0	.000	38	0	1	0	7	0	0	0	0	-
14	Ester Talamazzi	4	10	2	37	.216	1	0	2	0	13	0	4	0	0	-
19	Marisa Cerchio	4	8	4	22	.182	0	0	0	0	1	5	4	0	0	-
22	Kai Young	4	6	2	13	.308	0	0	0	0	1	0	5	0	0	-
5	Carol Rafferty	4	1	0	3	.333	3	0	0	2	13	0	0	0	0	-
10	Kylie Thomas	4	0	0	0	.000	0	3	1	0	0	0	0	0	0	-
20	Abby McKinzie	4	0	0	0	.000	1	1	0	0	0	0	0	0	0	-
23	Talyn Jackson	4	1	0	4	.250	9	0	0	0	2	0	0	0	0	-
Totals		4	56	17	137	.285	53	7	7	3	58	5	18	0	0	-

Team Attack By Set

Set	K	E	TA	Pct
1	15	8	40	.175
2	13	1	25	.480
3	16	6	45	.222
4	12	2	27	.370

TOTAL TEAM BLOCKS: 14.0

SET SCORES

	1	2	3	4	Team Records:
Virginia Tech (3)	25	25	22	25	7-0
IUPUI (1)	21	11	25	13	2-6



Volleyball Box Score
The Automated ScoreBook
Virginia Tech vs Ohio (Sep 07, 2018 at Athens, Ohio)



#	Virginia Tech	Attack				Ast	Serve			Block				Pts		
		S	K	E	TA		Pct	SA	SE	RE	Dig	BS	BA		BE	BH
1	Kaity Smith	4	14	5	27	.333	0	2	3	0	14	0	2	0	0	-
4	Jaila Tolbert	4	17	3	30	.467	0	0	0	0	1	0	4	0	0	-
9	Rhegan Mitchell	4	2	0	6	.333	42	1	0	0	9	0	2	0	0	-
14	Ester Talamazzi	4	10	4	31	.194	2	1	3	1	10	0	0	0	0	-
19	Marisa Cerchio	4	12	2	21	.476	0	0	1	0	0	0	6	0	0	-
22	Kai Young	4	4	0	8	.250	0	0	0	0	0	0	0	0	0	-
5	Carol Rafferty	4	0	0	2	.000	5	1	2	0	14	0	0	0	0	-
10	Kylie Thomas	4	0	0	0	.000	0	0	2	1	6	0	0	0	0	-
20	Abby McKinzie	3	0	0	0	.000	0	0	1	0	0	0	0	0	0	-
23	Talyn Jackson	1	0	1	2	-.500	3	0	0	0	2	0	0	0	0	-
Team																
Totals		4	58	16	127	.331	52	5	12	4	56	0	16	0	0	-

Team Attack By Set

Set	K	E	TA	Pct
1	11	6	31	.161
2	18	6	33	.364
3	15	2	29	.448
4	14	2	34	.353

TOTAL TEAM

2018 BOX SCORES



Volleyball Box Score
The Automated ScoreBook
Samford vs Virginia Tech (Sep 08, 2018 at Athens, Ohio)



#	Samford	Attack				Ast	Serve			Block				Pts		
		S	K	E	TA		Pct	SA	SE	RE	Dig	BS	BA		BE	BH
2	Taylor Anderton	3	0	1	2	-.500	42	1	2	0	9	0	1	0	0	-
3	Shayla Phillip	3	10	1	12	.750	0	0	0	0	1	3	1	0	0	-
4	Krista Boesing	3	19	6	34	.382	0	0	0	2	0	1	0	0	0	-
5	Lauren Deaton	3	8	1	20	.350	0	0	2	0	6	0	1	0	0	-
8	Kelsi Hobbs	3	8	5	26	.115	0	0	3	0	6	0	2	0	0	-
13	Briana Holmes	3	1	1	4	.000	0	0	0	0	0	2	1	0	0	-
12	Grace Tiesman	3	0	0	0	.000	0	0	3	0	12	0	0	0	0	-
15	Alana Schouten	3	0	0	0	.000	1	1	1	0	1	0	0	0	0	-
16	Courtney Johnson	3	0	0	0	.000	0	2	1	0	3	0	0	0	0	-
18	Camryn Pierce	1	0	0	0	.000	0	0	0	0	1	0	0	0	0	-
Totals		3	46	15	98	.316	43	4	12	0	40	1	10	2	0	-

Team Attack By Set

Set	K	E	TA	Pct
1	15	6	31	.290
2	14	6	32	.250
3	17	3	35	.400

TOTAL TEAM BLOCKS: 6.0

SET SCORES

	1	2	3	Team Records:
Samford (3)	25	25	25	4-6
Virginia Tech (0)	18	20	16	8-1

#	Virginia Tech	Attack				Ast	Serve			Block				Pts		
		S	K	E	TA		Pct	SA	SE	RE	Dig	BS	BA		BE	BH
1	Kaitly Smith	3	5	2	25	.120	1	0	3	2	7	0	0	0	0	-
4	Jaila Tolbert	3	8	3	14	.357	0	0	0	2	0	1	0	0	0	-
9	Rhegan Mitchell	3	1	0	3	.333	19	0	2	0	8	0	1	1	0	-
14	Ester Talamazzi	3	6	4	21	.095	1	0	0	1	2	0	1	0	0	-
19	Marisa Cerchio	3	6	2	17	.235	0	0	1	1	0	1	2	0	0	-
22	Kai Young	2	0	2	2	-1.000	0	0	0	0	0	0	1	0	0	-
5	Carol Raffety	3	0	0	0	.000	4	0	0	0	11	0	0	0	0	-
6	Angel Robinson	2	0	1	3	-.333	0	0	0	0	0	0	0	0	0	-
7	Tessa Wyner	1	0	0	1	.000	0	0	0	0	0	0	0	0	0	-
10	Kylie Thomas	3	0	0	0	.000	0	0	0	0	3	0	0	0	0	-
20	Abby McKinzie	1	0	0	0	.000	0	0	0	0	1	0	0	0	0	-
23	Talyn Jackson	1	0	0	0	.000	0	0	0	0	0	0	0	0	0	-
Totals		3	26	14	86	.140	25	0	6	4	34	1	6	1	0	-

Team Attack By Set

Set	K	E	TA	Pct
1	11	5	31	.194
2	8	4	25	.160
3	7	5	30	.067

Site: Athens, Ohio (Convocation Center)
Date: Sep 08, 2018 Attend: 405 Time: 1:24
Referees: Anthony Hines, Scott Mourier
Line judges: Beth Dunlap, Steve Chiki



Volleyball Box Score
The Automated ScoreBook
VCU vs Virginia Tech (Sep 11, 2018 at Blacksburg, Va.)



#	VCU	Attack				Ast	Serve			Block				Pts		
		S	K	E	TA		Pct	SA	SE	RE	Dig	BS	BA		BE	BH
2	SNEED, Jasmin	3	2	1	7	.143	0	0	1	0	0	0	3	0	0	-
5	ARD, Dajah	3	0	0	0	.000	18	0	0	0	4	0	0	0	0	-
14	GIOMMARINI, Vicky	3	15	5	28	.357	1	1	0	1	9	0	0	0	0	-
15	BALDWIN, Tori	3	5	2	11	.273	0	0	0	0	1	0	4	0	0	-
17	TUZZOLO, Gina	3	10	6	24	.167	3	1	0	0	1	0	5	0	0	-
18	NECIPORUKA, Paula	3	3	3	17	.000	0	0	0	1	7	0	0	0	0	-
1	SIMPSON, Madalon	3	0	1	1	-1.000	1	0	1	1	16	0	0	0	0	-
6	DRAPER, Alyna	1	0	0	0	.000	0	0	0	0	0	0	0	0	0	-
8	ADLER, Julia	3	0	5	7	-.714	0	0	0	0	0	0	0	2	0	-
10	SROUFE, Tyler	1	0	0	0	.000	3	0	0	0	2	0	0	0	0	-
13	CHOUNTA, Iro	2	1	1	7	.000	0	0	0	0	0	0	0	0	0	-
16	DAVID, Dani Jo	2	0	0	0	.000	9	0	1	0	0	0	0	0	0	-
Team										1						-
Totals		3	36	24	102	.118	35	2	3	4	40	0	14	0	0	-

Team Attack By Set

Set	K	E	TA	Pct
1	8	7	27	.037
2	14	9	37	.135
3	14	8	38	.158

TOTAL TEAM BLOCKS: 7.0

SET SCORES

	1	2	3	Team Records:
VCU (0)	16	18	21	4-7
Virginia Tech (3)	25	25	25	9-1

#	Virginia Tech	Attack				Ast	Serve			Block				Pts		
		S	K	E	TA		Pct	SA	SE	RE	Dig	BS	BA		BE	BH
1	Kaitly Smith	3	7	6	25	.040	0	0	1	2	4	0	1	0	0	-
4	Jaila Tolbert	3	10	0	16	.625	0	0	0	0	2	1	3	0	0	-
9	Rhegan Mitchell	3	4	0	5	.800	36	1	0	0	5	0	0	0	0	-
14	Ester Talamazzi	3	10	6	31	.129	1	0	1	0	7	0	3	0	0	-
19	Marisa Cerchio	3	8	0	19	.421	0	1	1	0	0	0	2	0	0	-
22	Kai Young	3	4	4	7	.571	0	0	0	0	0	17	0	0	0	-
5	Carol Raffety	3	0	0	0	.000	4	1	0	0	4	0	0	0	0	-
10	Kylie Thomas	3	0	0	0	.000	0	0	1	0	4	0	0	0	0	-
20	Abby McKinzie	2	0	0	0	.000	0	1	0	0	0	0	0	0	0	-
Totals		3	43	12	103	.301	41	4	4	2	39	1	14	0	0	-

Team Attack By Set

Set	K	E	TA	Pct
1	15	5	32	.312
2	15	3	36	.333
3	13	4	35	.257

Site: Blacksburg, Va. (Cassell Coliseum)
Date: Sep 11, 2018 Attend: 818 Time: 1:24
Referees: Ray Mink, Daniel Leake
Line judges: Doug Mabry, Ellen Hawks



Volleyball Box Score
The Automated ScoreBook
#18 Baylor vs Virginia Tech (Sep 15, 2018 at San Antonio, Texas)



#	Baylor	Attack				Ast	Serve			Block				Pts		
		S	K	E	TA		Pct	SA	SE	RE	Dig	BS	BA		BE	BH
5	Fanning, Shelly	3	11	1	19	.526	0	0	1	0	1	0	3	0	0	-
8	Philo, Aniah	3	12	4	22	.364	0	0	1	1	10	0	0	1	1	-
12	Thomas, Nicole	3	1	1	4	.000	1	0	0	0	0	1	0	0	0	-
14	Lockin, Hannah	3	2	1	4	.250	35	0	0	0	4	0	1	0	1	-
22	Pressley, Yossiana	3	17	1	36	.444	0	0	0	0	5	0	1	0	0	-
7	Milana, Gia	3	2	2	12	.000	0	0	0	1	0	2	1	0	0	-
1	Wulf, Tara	3	0	0	0	.000	4	0	0	2	11	0	0	0	0	-
9	Marburger, Taylor	3	0	0	0	.000	0	1	0	0	0	0	0	0	0	-
18	Hunt, Braya	3	0	0	1	.000	2	4	2	0	7	0	0	0	0	-
19	Coleman, Bri	1	0	0	0	.000	0	1	0	0	0	0	0	0	0	-
Totals		3	45	10	99	.354	42	6	4	3	39	0	8	2	2	-

Team Attack By Set

Set	K	E	TA	Pct
1	13	4	33	.273
2	15	4	32	.344
3	17	2	34	.441

TOTAL TEAM BLOCKS: 4.0

SET SCORES

	1	2	3	Team Records:
Baylor (3)	28	25	25	8-3
Virginia Tech (0)	26	18	16	9-2

#	Virginia Tech	Attack				Ast	Serve			Block				Pts		
		S	K	E	TA		Pct	SA	SE	RE	Dig	BS	BA		BE	BH
1	Kaitly Smith	3	17	7	38	.263	1	1	3	0	7	0	0	0	0	-
4	Jaila Tolbert	3	12	3	22	.409	0	0	0	0	1	0	0	0	0	-
9	Rhegan Mitchell	3	0	1	5	-.200	28	0	1	0	5	0	1	1	1	-
14	Ester Talamazzi	3	7	5	28	.071	3	1	1	3	11	0	0	0	0	-
19	Marisa Cerchio	3	3	0	11	.273	0	0	0	0	0	0	1	0	0	-
22	Kai Young	3	0	0	1	.000	0	0	0	0	1	0	0	2	0	-
5	Carol Raffety	3	0	0	0	.000	6	1	1	2	8	0	0	0	0	-
7	Tessa Wyner	1	0	1	2	-.500	0	0	1	1	0	0	0	0	0	-
10	Kylie Thomas	3	0	0	0	.000	0	0	0	0	2	0	0	0	0	-
20	Abby McKinzie	3	0	0	0	.000	0	1	0	0	4	0	0	0	0	-
Totals		3	39	17	107	.206	38	3	7	6	40	0	2	3	1	-

Team Attack By Set

Set	K	E	TA	Pct
1	20	8	46	.261
2	7	5	27	.074
3	12	4	34	.235

Site: San Antonio, Texas (Convocation Center)
Date: Sep 15, 2018 Attend: 126 Time: 1:21
Referees: Carlos Rodriguez, Thang Nguyen
Line judges: Jack Magee, Ken Frances
Match #2 of the UTSA Invitational



Volleyball Box Score
The Automated ScoreBook
Virginia Tech vs UTSA (Sep 16, 2018 at San Antonio, Texas)



#	Virginia Tech	Attack				Ast	Serve			Block				Pts
		S	K	E	TA		Pct	SA	SE					

2018 BOX SCORES



Volleyball Box Score The Automated ScoreBook #9 Pitt vs Virginia Tech (Sep 21, 2018 at Blacksburg, Va.)



#	Pitt	Attack				Ast	Serve			Block				Pts		
		S	K	E	TA		Pct	SA	SE	RE	Dig	BS	BA		BE	BH
3	Kamalani Akeo	3	0	0	0	.000	22	2	1	0	3	0	0	0	2	-
5	Chinaza Ndee	3	4	1	13	.231	1	0	0	0	0	2	0	0	0	-
7	Layne Van Buskirk	3	4	0	11	.364	0	0	0	0	0	9	0	0	0	-
13	Stephanie Williams	3	4	4	13	.000	0	2	0	0	6	0	1	0	0	-
17	Nika Markovic	3	14	3	25	.440	0	1	0	0	2	0	3	0	0	-
23	Kayla Lund	3	12	8	28	.143	2	0	2	0	8	0	2	0	0	-
6	Kyle Levers	3	0	0	0	.000	12	0	0	0	1	0	5	0	0	-
12	Avery Perosa	3	0	0	0	.000	0	0	1	0	0	0	0	0	0	-
16	Angela Seman	3	0	0	0	.000	1	1	0	0	18	0	0	0	0	-
Team																
Totals		3	38	16	90	.244	38	6	4	1	38	0	22	0	2	-

Team Attack By Set

Set	K	E	TA	Pct
1	13	5	32	.250
2	11	4	30	.233
3	14	7	28	.250

TOTAL TEAM BLOCKS: 11.0

SET SCORES

	1	2	3	Team Records:
Pitt (3)	25	25	25	13-0 (2-0 ACC)
Virginia Tech (0)	16	18	20	9-4 (0-1 ACC)

#	Virginia Tech	Attack				Ast	Serve			Block				Pts		
		S	K	E	TA		Pct	SA	SE	RE	Dig	BS	BA		BE	BH
1	Kaity Smith	3	6	6	24	.000	2	0	0	2	4	0	1	0	0	-
4	Jaila Tolbert	3	10	4	21	.286	0	0	2	0	0	1	2	0	0	-
9	Rhegan Mitchell	3	1	0	5	.200	25	0	0	0	5	0	2	0	1	-
14	Ester Talamazzi	3	3	7	25	.160	0	0	3	2	4	0	0	0	0	-
19	Marisa Cerchio	3	9	4	16	.312	0	0	1	0	0	0	1	0	0	-
22	Kai Young	3	1	1	6	.000	0	0	0	0	1	0	4	0	0	-
5	Carol Raffety	3	1	0	1	1.000	0	1	1	1	14	0	0	0	0	-
10	Kylie Thomas	3	0	0	0	.000	0	0	1	2	0	0	0	0	0	-
11	Sarah Jane Lynch	2	0	0	0	.000	0	0	0	0	0	0	0	0	0	-
Totals		3	31	22	98	.092	27	1	7	6	30	1	10	0	1	-

Team Attack By Set

Set	K	E	TA	Pct
1	7	7	32	.000
2	13	8	37	.135
3	11	7	29	.138

Site: Blacksburg, Va. (Cassell Coliseum)
Date: Sep 21, 2018 Attend: 672 Time: 1:25
Referees: Daniel Leake, Mark Edsall
Line judges: Jacob Agee, Ellen Hawks



Volleyball Box Score The Automated ScoreBook Virginia vs Virginia Tech (Sep 23, 2018 at Blacksburg, Va.)



#	Virginia	Attack				Ast	Serve			Block				Pts		
		S	K	E	TA		Pct	SA	SE	RE	Dig	BS	BA		BE	BH
2	Alex Spencer	3	5	5	18	.000	0	0	2	2	6	0	1	0	0	-
7	Jelena Novakovic	3	9	3	21	.286	0	0	0	0	1	0	2	0	0	-
8	Chino Anukwuem	3	3	1	11	.182	0	0	1	0	1	0	4	0	0	-
11	Milla Ciprian	3	6	2	12	.333	0	0	0	0	1	0	3	0	0	-
16	Jennifer Wineholt	3	0	0	0	.000	23	0	2	0	1	0	2	0	1	-
21	Sarah Billiard	3	8	4	27	.148	0	0	1	0	0	0	2	0	0	-
3	Kelsey Miller	3	0	0	0	.000	1	0	0	0	13	0	0	0	0	-
6	Megan Wilson	2	0	0	0	.000	7	0	0	0	1	0	0	0	0	-
19	Grace Turner	1	1	1	7	.000	0	0	0	0	2	0	0	0	0	-
22	Kristen Leland	2	0	0	0	.000	0	0	0	0	3	0	0	0	0	-
25	Olivia Wolodkewitsh	1	0	0	0	.000	0	0	0	0	0	0	0	0	0	-
Team																
Totals		3	32	16	96	.167	31	0	6	3	29	0	14	0	1	-

Team Attack By Set

Set	K	E	TA	Pct
1	11	8	34	.088
2	7	2	24	.208
3	14	6	38	.211

TOTAL TEAM BLOCKS: 7.0

SET SCORES

	1	2	3	Team Records:
Virginia (0)	20	21	20	4-8 (0-2 ACC)
Virginia Tech (3)	25	25	25	10-4 (1-1 ACC)

#	Virginia Tech	Attack				Ast	Serve			Block				Pts		
		S	K	E	TA		Pct	SA	SE	RE	Dig	BS	BA		BE	BH
1	Kaity Smith	3	11	5	24	.250	0	0	1	0	11	0	1	0	0	-
4	Jaila Tolbert	3	13	5	24	.333	0	0	0	0	3	0	4	0	0	-
9	Rhegan Mitchell	3	1	1	4	.000	42	0	0	0	7	0	1	0	1	-
14	Ester Talamazzi	3	9	7	26	.077	0	1	1	0	5	0	1	0	0	-
19	Marisa Cerchio	3	9	0	17	.529	0	1	1	0	1	1	4	0	0	-
22	Kai Young	3	4	1	8	.375	0	0	0	0	1	0	3	1	0	-
5	Carol Raffety	3	0	0	0	.000	1	1	3	0	9	0	0	0	0	-
10	Kylie Thomas	2	0	0	0	.000	0	2	0	0	4	0	0	0	0	-
11	Sarah Jane Lynch	2	0	0	0	.000	0	0	0	0	1	0	0	0	0	-
Totals		3	47	19	103	.272	43	3	8	0	42	1	14	1	1	-

Team Attack By Set

Set	K	E	TA	Pct
1	12	6	33	.182
2	19	8	34	.324
3	16	5	36	.306

Site: Blacksburg, Va. (Cassell Coliseum)
Date: Sep 23, 2018 Attend: 839 Time: 1:27
Referees: Mark Edsall, Daniel Leake
Line judges: James Eaton, Scott Wolk



Volleyball Box Score The Automated ScoreBook North Carolina vs Virginia Tech (Sep 28, 2018 at Blacksburg, Va.)



#	North Carolina	Attack				Ast	Serve			Block				Pts		
		S	K	E	TA		Pct	SA	SE	RE	Dig	BS	BA		BE	BH
1	Destiny Cox	3	7	7	33	.000	0	0	4	0	3	0	2	0	0	-
8	Casey Jacobs	3	0	0	0	.000	2	1	1	1	9	0	0	0	0	-
10	Hunter Atherton	3	4	2	10	.200	19	0	1	0	9	0	2	0	0	-
14	Madison Laufenberg	3	4	7	17	.176	3	0	0	0	1	0	1	0	0	-
16	Raleigh Clark	1	0	0	1	.000	0	0	0	0	0	0	0	0	0	-
20	Ava Bell	3	6	1	21	.238	0	0	3	0	0	0	5	0	0	-
3	Aristea Tontai	2	2	0	3	.667	0	0	0	0	0	0	1	1	0	-
5	Annabelle Archer	1	0	0	0	.000	0	0	0	0	1	0	0	0	0	-
6	Skylar Wine	3	3	4	16	.062	1	0	0	0	2	0	0	0	0	-
7	Katharine Esterley	2	1	0	2	.500	0	0	0	0	1	0	1	0	0	-
9	Greer Moseman	3	0	0	0	.000	0	0	0	0	6	0	0	0	0	-
13	Mia Fradenburg	3	0	0	0	.000	1	1	0	0	9	0	0	0	0	-
17	Maddie Grace Hough	2	0	0	0	.000	1	0	0	2	0	0	0	0	0	-
Totals		3	27	21	103	.058	27	2	9	3	41	0	12	1	0	-

Team Attack By Set

Set	K	E	TA	Pct
1	10	6	29	.138
2	7	6	33	.030
3	10	9	41	.024

TOTAL TEAM BLOCKS: 6.0

SET SCORES

	1	2	3	Team Records:
North Carolina (0)	15	19	23	5-8 (1-3 ACC)
Virginia Tech (3)	25	25	25	11-4 (2-1 ACC)

#	Virginia Tech	Attack				Ast	Serve			Block				Pts		
		S	K	E	TA		Pct	SA	SE	RE	Dig	BS	BA		BE	BH
1	Kaity Smith	3	16	6	37	.270	2	2	3	0	6	0	0	0	0	-
9	Rhegan Mitchell	3	3	1	7	.286	30	0	1	0	6	0	4	0	0	-
10	Kylie Thomas	3	0	0	0	.000	2	0	0	0	5	0	0	0	0	-
14	Ester Talamazzi	3	7	7	27	.000	2	0	3	2	12	0	0	0	0	-
19	Marisa Cerchio	3	5	3	16	.125	0	0	0	0	1	0	2	0	0	-
22	Kai Young	3	2	0	4	.500	1	0	0	0	0	0	4	0	0	-
4	Jaila Tolbert	3	9	2	19	.368	1	0	0	0	0	0	2	0	0	-
5	Carol Raffety	3	0	0	0	.000	2	1	1	0	14	0	0	0	0	-
11	Sarah Jane Lynch	3	0	0	0	.000	0	0	0	0	3	0	0	0	0	-
Totals		3	42	19	110	.209	40	3	8	2	47	0	12	0	0	-

Team Attack By Set

Set	K	E	TA	Pct
1	16	1	26	.577
2	14	8	43	.140
3	12	10	41	.049

Site: Blacksburg, Va. (Cassell Coliseum)
Date: Sep 28, 2018 Attend: 827 Time: 1:21
Referees: Stephen Shepard, Denis Branch
Line judges: James Eaton, Doug Mabry



Volleyball Box Score The Automated ScoreBook NC State vs Virginia Tech (Sep 30, 2018 at Blacksburg, Va.)



#	NC State	Attack				Ast	Serve			Block				Pts		
		S	K	E	TA		Pct	SA	SE	RE	Dig	BS	BA		BE	BH
2	Grace Irvin	4	0	0	0	.000	2	0	0	0	10	0	0	0	0	-
3	Melissa Evans	4	16	6	38	.263	1	0	1	0	5	0	1	0	0	-
4	Kylie Pickrel															

2018 BOX SCORES



Volleyball Box Score
The Automated ScoreBook
Virginia Tech vs Georgia Tech (Oct 05, 2018 at Atlanta, Ga.)



#	Virginia Tech	Attack				Ast	Serve			Block				Pts		
		S	K	E	TA		Pct	SA	SE	RE	Dig	BS	BA		BE	BH
1	Kaity Smith	3	12	5	30	.233	0	1	1	1	14	0	1	0	0	-
4	Jaila Tolbert	3	9	3	21	.286	0	0	0	1	0	1	0	0	0	-
9	Rhegan Mitchell	3	1	0	2	.500	34	0	0	0	6	0	6	1	1	-
14	Ester Talamazzi	3	11	1	30	.333	1	3	4	0	11	0	1	1	0	-
19	Marisa Cerchio	3	7	1	15	.400	0	0	0	0	0	0	8	0	0	-
22	Kai Young	3	2	1	5	.200	0	0	0	0	0	0	1	1	0	-
5	Carol Rafferty	3	0	0	0	.000	2	2	1	1	12	0	0	0	0	-
10	Kylie Thomas	3	0	0	0	.000	1	2	1	1	2	0	0	0	0	-
11	Sarah Jane Lynch	3	0	0	0	.000	0	2	0	0	2	0	0	0	0	-
Team																
Totals		3	42	11	103	.301	38	10	7	4	48	0	18	3	1	-

Team Attack By Set

Set	K	E	TA	Pct
1	16	6	43	.233
2	16	5	34	.324
3	10	0	26	.385

SET SCORES

	1	2	3	Team Records:
Virginia Tech (3)	25	25	25	12-5, 3-2 ACC
Georgia Tech (0)	23	22	15	12-7, 1-5 ACC

TOTAL TEAM BLOCKS: 9.0

#	Georgia Tech	Attack				Ast	Serve			Block				Pts		
		S	K	E	TA		Pct	SA	SE	RE	Dig	BS	BA		BE	BH
1	Kodie Comby	2	0	1	1	-1.000	0	0	0	0	0	0	1	0	0	-
2	Dominique Washington	3	5	2	12	.250	0	0	0	2	6	0	2	0	0	-
3	Lauren Frerking	3	9	1	14	.571	0	1	0	0	2	0	2	0	0	-
13	Mariana Brambilla	3	7	3	29	.138	1	2	2	1	11	0	0	0	1	-
22	Matti McKissock	3	1	0	3	.333	22	0	0	0	2	0	1	0	1	-
24	Mikaila Dowd	3	11	5	32	.188	1	0	2	2	8	0	0	0	0	-
5	Kendall Wilson	1	2	0	4	.500	0	0	0	0	2	0	0	0	0	-
6	Maddie Tippett	1	0	0	0	.000	0	0	0	0	2	0	0	0	0	-
8	Sam Knapp	3	0	0	0	.000	0	0	0	2	5	0	0	0	0	-
12	Coraj Kazzaroff	2	0	0	0	.000	0	0	0	2	3	0	0	0	0	-
15	Lexi Dorn	3	0	0	0	.000	10	0	0	0	2	0	0	0	0	-
25	Kayla Kaiser	2	1	1	5	.000	0	1	1	0	0	0	0	0	0	-
97	Grace Rigsbee	3	1	2	5	-.200	0	0	0	0	0	0	0	0	0	-
Team																
Totals		3	37	15	105	.210	34	4	5	10	43	0	6	0	2	-

Team Attack By Set

Set	K	E	TA	Pct
1	13	4	41	.220
2	12	6	33	.182
3	12	5	31	.226

Site: Atlanta, Ga. (O'Keefe Gym)
Date: Oct 05, 2018 Attend: 786 Time: 1:31
Referees: Delroza Hughes, Thomas Hobbs
Line judges: Bryson Terry, Christi Snellgrove

TOTAL TEAM BLOCKS: 3.0



Volleyball Box Score
The Automated ScoreBook
Virginia Tech vs Clemson (Oct 07, 2018 at Clemson, S.C.)



#	Virginia Tech	Attack				Ast	Serve			Block				Pts		
		S	K	E	TA		Pct	SA	SE	RE	Dig	BS	BA		BE	BH
1	Kaity Smith	3	13	4	26	.346	2	0	1	2	8	0	1	0	0	-
4	Jaila Tolbert	3	7	3	18	.222	0	0	0	0	1	1	0	0	0	-
9	Rhegan Mitchell	3	1	1	7	.000	29	0	0	0	3	0	2	0	2	-
14	Ester Talamazzi	2	3	4	15	-.067	0	0	0	1	3	0	0	0	1	-
19	Marisa Cerchio	3	7	4	15	.200	0	0	0	0	0	0	3	0	0	-
22	Kai Young	2	0	2	4	-.500	0	0	0	0	0	0	0	3	0	-
5	Carol Rafferty	3	0	0	0	.000	0	1	0	1	3	0	0	0	0	-
6	Angel Robinson	2	0	1	3	-.333	0	0	0	0	0	0	1	0	0	-
7	Tessa Wyner	2	3	1	5	.400	0	0	1	0	3	0	0	0	0	-
11	Kylie Thomas	3	0	0	0	.000	1	0	0	0	3	0	0	0	0	-
11	Sarah Jane Lynch	3	0	0	0	.000	0	0	1	0	0	0	0	0	0	-
20	Abby McKinzie	1	0	0	0	.000	0	0	0	0	0	0	0	0	0	-
Team																
Totals		3	34	20	93	.151	32	1	6	4	23	1	8	3	3	-

Team Attack By Set

Set	K	E	TA	Pct
1	11	4	34	.206
2	8	10	28	-.071
3	15	6	31	.290

SET SCORES

	1	2	3	Team Records:
Virginia Tech (0)	18	13	22	12-6, 3-3 ACC
Clemson (3)	25	25	25	10-9, 1-5 ACC

TOTAL TEAM BLOCKS: 5.0

#	Clemson	Attack				Ast	Serve			Block				Pts		
		S	K	E	TA		Pct	SA	SE	RE	Dig	BS	BA		BE	BH
2	Gabby Easton	3	1	0	2	.500	35	1	1	0	6	0	2	0	1	-
4	Emily Curtis	3	0	0	0	.000	1	0	1	0	3	0	0	0	0	-
6	Alyssa Deloney	3	9	2	14	.500	0	2	1	0	0	1	4	0	0	-
11	Brooke Bailey	3	12	2	19	.526	0	0	0	0	0	0	1	0	0	-
15	Ashtynne Alberts	3	9	4	26	.192	0	0	0	0	5	0	2	0	0	-
20	Ava Pritchard	3	4	3	8	.125	0	0	0	0	0	0	2	0	0	-
3	Torie Frederick	3	0	0	0	.000	0	0	3	1	0	7	0	0	0	-
19	Madi Howell	3	0	0	1	.000	3	1	0	1	13	0	0	0	0	-
22	Solei Thomas	3	7	0	14	.500	1	0	0	0	0	0	1	0	0	-
Team																
Totals		3	42	11	84	.369	40	4	6	1	34	1	12	0	1	-

Team Attack By Set

Set	K	E	TA	Pct
1	14	4	29	.345
2	12	1	23	.478
3	16	6	32	.312

Site: Clemson, S.C. (Jervey Gym)
Date: Oct 07, 2018 Attend: 1132 Time: 1:21
Referees: Tim Isgett, Kristina Smith
Line judges: Courtney Kozar, David Morton

TOTAL TEAM BLOCKS: 7.0



Volleyball Box Score
The Automated ScoreBook
Virginia Tech vs #22 Louisville (Oct 12, 2018 at Louisville, KY)



#	Virginia Tech	Attack				Ast	Serve			Block				Pts		
		S	K	E	TA		Pct	SA	SE	RE	Dig	BS	BA		BE	BH
1	Kaity Smith	3	10	7	37	.081	0	0	0	2	6	0	1	0	0	-
4	Jaila Tolbert	3	3	4	13	-.077	0	0	0	0	1	0	4	0	0	-
9	Rhegan Mitchell	3	1	0	2	.500	12	0	0	0	1	0	0	0	0	-
14	Ester Talamazzi	3	10	2	24	.333	1	0	2	2	7	0	1	0	0	-
19	Marisa Cerchio	3	0	1	8	-.125	0	0	0	0	0	1	1	0	0	-
22	Kai Young	2	0	0	3	.000	0	0	0	0	1	0	3	1	0	-
5	Carol Rafferty	3	0	0	0	.000	5	0	1	2	9	0	0	0	0	-
6	Angel Robinson	1	0	0	1	.000	0	0	0	0	0	2	1	0	0	-
10	Kylie Thomas	3	0	0	0	.000	0	0	0	1	3	0	0	0	0	-
11	Sarah Jane Lynch	3	0	0	0	.000	0	0	1	0	0	0	0	0	0	-
20	Abby McKinzie	3	0	0	0	.000	0	0	0	0	3	0	0	0	0	-
23	Talyn Jackson	1	0	0	1	.000	3	0	0	0	1	0	0	0	0	-
Team																
Totals		3	24	14	89	.112	21	0	4	7	32	0	12	2	0	-

Team Attack By Set

Set	K	E	TA	Pct
1	8	5	30	.100
2	8	4	24	.167
3	8	5	35	.086

SET SCORES

	1	2	3	Team Records:
Virginia Tech (0)	17	18	20	12-7, 3-4
Louisville (3)	25	25	25	15-4, 8-0

TOTAL TEAM BLOCKS: 6.0

#	Louisville	Attack				Ast	Serve			Block				Pts		
		S	K	E	TA		Pct	SA	SE	RE	Dig	BS	BA		BE	BH
5	Piper Roe	3	8	2	16	.375	0	0	0	0	0	0	0	0	0	-
7	Emily Scott	3	7	3	13	.308	0	0	0	0	1	2	2	0	0	-
10	Melanie McHenry	3	11	4	24	.292	0	2	3	0	3	0	0	0	0	-
12	Wilma Rivera	3	1	1	5	.000	46	1	3	0	9	0	0	0	0	-
14	Megan Sloan	3	12	4	21	.381	0	0	0	0	2	0	1	0	0	-
18	Amanda Green	3	11	4	26	.269	0	0	1	0	7	0	1	0	1	-
1	Molly Sauer	3	0	0	0	.000	3	3	1	0	10	0	0	0	0	-
3	Anaya Martin	1	0	0	0	.000	0	0	1	0	0	0	0	0	0	-
9	Claire Chaussee	1	0	0	0	.000	0	0	0	0	0	0	0	0	0	-
11	Marijke VanDyke	1	0	0	0	.000	0	0	1	0	0	0	0	0	0	-
16	Akela Yuhl	3	0	0	0	.000	0	1	0	0	2	0	0	0	0	-
17	Mia Stander	1	0													

2018 BOX SCORES



Volleyball Box Score The Automated ScoreBook Wake Forest vs Virginia Tech (Oct 19, 2018 at Blacksburg, Va.)



#	Wake Forest	Attack				Ast	Serve			Block				Pts		
		S	K	E	TA		Pct	SA	SE	RE	Dig	BS	BA		BE	BH
3	Alysia Nielson	5	0	0	0	.000	4	2	3	1	16	0	0	0	0	-
4	Madeline Holt	5	5	0	9	.556	39	2	2	0	11	0	3	0	2	-
5	Katie Moore	5	4	2	14	.143	0	0	0	0	3	0	3	0	0	-
14	Caitlyn Della	5	7	5	23	.087	0	0	2	0	3	1	6	0	0	-
16	Paige Sebesta	5	2	4	11	-.182	0	0	0	0	6	0	0	0	0	-
18	Caroline Rassenfoss	5	8	5	31	.097	0	0	4	1	1	0	2	0	0	-
1	Myca Mitchell	5	17	9	47	.170	0	0	0	2	5	0	3	0	0	-
2	Caitlin Clarke	5	0	0	0	.000	2	0	0	4	9	0	0	0	0	-
8	Hailey McFadden	5	0	0	0	.000	4	1	0	0	13	0	0	0	0	-
10	Caroline Kuhn	5	9	3	26	.231	0	2	6	0	4	0	3	0	0	-
17	Haley Kortekaas	1	0	0	0	.000	0	0	0	0	0	0	0	0	0	-
Totals		5	52	28	161	.149	49	7	17	8	71	1	20	0	2	-

Team Attack By Set

Set	K	E	TA	Pct
1	10	7	33	.091
2	13	3	26	.385
3	12	6	40	.150
4	13	10	50	.060
5	4	2	12	.167

TOTAL TEAM BLOCKS: 11.0

SET SCORES

Wake Forest (2)	1	2	3	4	5	Team Records:
Wake Forest (2)	21	25	23	30	9	8-14 (3-7 ACC)
Virginia Tech (3)	25	19	25	28	15	13-8 (4-5 ACC)

#	Virginia Tech	Attack				Ast	Serve			Block				Pts		
		S	K	E	TA		Pct	SA	SE	RE	Dig	BS	BA		BE	BH
1	Kaity Smith	5	14	12	50	.040	1	1	5	1	7	0	2	0	0	-
4	Jaila Tolbert	5	16	10	39	.154	1	0	0	0	2	0	1	1	0	-
6	Angel Robinson	5	3	3	11	.000	0	0	0	0	0	4	0	4	0	-
9	Rhegan Mitchell	5	2	1	4	.250	36	0	0	0	4	0	2	3	0	-
14	Ester Talamazzi	5	13	4	39	.231	1	2	3	2	20	0	2	0	0	-
19	Marisa Cerchio	5	6	4	26	.077	0	1	1	0	0	1	5	0	0	-
5	Carol Raffety	5	0	1	1	-1.000	2	2	1	2	26	0	0	0	0	-
10	Kylie Thomas	5	0	0	0	.000	1	2	1	1	10	0	0	0	0	-
11	Sarah Jane Lynch	5	0	0	0	.000	0	1	0	0	0	0	0	0	0	-
23	Talyn Jackson	3	1	0	3	.333	9	0	0	0	2	0	2	1	1	-
Team																-
Totals		5	55	35	173	.116	51	8	12	7	71	1	18	5	1	-

Team Attack By Set

Set	K	E	TA	Pct
1	14	8	38	.158
2	5	7	24	-.083
3	15	7	42	.190
4	12	10	53	.038
5	9	3	16	.375

TOTAL TEAM BLOCKS: 10.0

Site: Blacksburg, Va. (Cassell Coliseum)
Date: Oct 19, 2018 Attend: 556 Time: 2:36 PM
Referees: Dennis Branch, Wade Brence
Line judges: DJ Preston, Scott Wolk



Volleyball Box Score The Automated ScoreBook Duke vs Virginia Tech (Oct 21, 2018 at Blacksburg, Va.)



#	Duke	Attack				Ast	Serve			Block				Pts		
		S	K	E	TA		Pct	SA	SE	RE	Dig	BS	BA		BE	BH
1	Kelli Kalinoski	5	0	0	0	.000	5	0	1	2	17	0	0	0	0	-
4	Lily Cooper	5	5	4	12	.083	0	0	0	0	3	1	7	0	0	-
7	Leah Meyer	5	12	1	23	.478	1	0	6	0	1	0	7	1	0	-
10	Alex Springate	4	0	1	1	-1.000	11	0	1	0	0	0	1	0	1	-
11	Payton Schwartz	5	14	6	42	.190	0	1	1	5	12	0	3	0	0	-
16	Andie Shelton	5	17	2	39	.385	27	0	2	0	8	0	4	0	2	-
2	Jessi Bartholomew	2	3	1	4	.500	0	0	0	0	1	0	1	0	0	-
5	Mackenzie Cole	5	0	0	0	.000	5	1	3	0	11	0	0	0	0	-
8	Ade Owokoniran	4	9	6	29	.103	0	0	0	0	0	0	1	1	0	-
9	Haley Seyfarth	2	0	0	0	.000	2	0	0	0	2	0	0	0	0	-
13	Sarah Nelson	3	0	0	0	.000	12	0	0	0	8	0	0	0	0	-
17	Samantha Amos	5	10	4	27	.222	0	0	0	0	1	0	6	0	0	-
Team																-
Totals		5	70	25	177	.254	63	2	14	8	64	1	30	2	3	-

Team Attack By Set

Set	K	E	TA	Pct
1	13	4	29	.310
2	15	8	41	.171
3	16	3	46	.283
4	15	5	38	.263
5	11	5	23	.261

TOTAL TEAM BLOCKS: 16.0

SET SCORES

Duke (3)	1	2	3	4	5	Team Records:
Duke (3)	20	19	25	25	16	11-8 (5-5 ACC)
Virginia Tech (2)	25	25	23	23	14	13-9 (4-6 ACC)

#	Virginia Tech	Attack				Ast	Serve			Block				Pts		
		S	K	E	TA		Pct	SA	SE	RE	Dig	BS	BA		BE	BH
1	Kaity Smith	5	17	8	41	.220	0	1	4	0	15	0	1	1	0	-
4	Jaila Tolbert	5	19	6	50	.260	0	0	0	0	2	0	4	0	0	-
6	Angel Robinson	5	5	1	7	.571	0	0	0	0	1	1	5	0	0	-
9	Rhegan Mitchell	5	0	1	4	-.250	38	1	0	0	14	0	0	1	0	-
14	Ester Talamazzi	5	14	4	42	.238	1	2	2	0	17	0	0	1	0	-
19	Marisa Cerchio	5	3	6	14	-.214	0	0	1	0	9	2	1	0	0	-
5	Carol Raffety	5	0	0	0	.000	4	3	0	1	20	0	0	0	0	-
10	Kylie Thomas	5	0	0	0	.000	0	1	0	1	4	0	0	0	0	-
11	Sarah Jane Lynch	5	0	0	0	.000	0	0	0	0	1	0	0	0	0	-
23	Talyn Jackson	3	1	0	3	.333	9	0	0	0	0	0	1	0	0	-
Team																-
Totals		5	59	26	161	.205	52	8	7	2	74	3	12	3	0	-

Team Attack By Set

Set	K	E	TA	Pct
1	12	7	29	.172
2	14	3	40	.275
3	15	7	41	.195
4	11	7	33	.121
5	7	18	28	.278

TOTAL TEAM BLOCKS: 9.0

Site: Blacksburg, Va. (Cassell Coliseum)
Date: Oct 21, 2018 Attend: 702 Time: 2:28
Referees: Wade Brence, Dennis Branch
Line judges: Lance Rogers, Doug Mabry



Volleyball Box Score The Automated ScoreBook Virginia Tech vs Miami (Oct 26, 2018 at Coral Gables, Fla.)



#	Virginia Tech	Attack				Ast	Serve			Block				Pts		
		S	K	E	TA		Pct	SA	SE	RE	Dig	BS	BA		BE	BH
1	Kaity Smith	2	4	0	10	.400	0	0	0	2	5	0	0	0	0	-
4	Jaila Tolbert	3	10	4	24	.250	0	0	0	0	0	0	0	0	0	-
6	Angel Robinson	3	6	2	12	.333	0	0	1	0	0	0	0	0	0	-
9	Rhegan Mitchell	3	1	0	6	.167	27	0	2	0	4	0	0	0	0	-
14	Ester Talamazzi	3	5	4	30	.033	0	1	0	2	7	0	1	0	0	-
19	Marisa Cerchio	3	4	4	11	.000	0	0	0	0	1	0	1	0	0	-
5	Carol Raffety	3	0	0	0	.000	2	0	1	2	12	0	0	0	0	-
7	Tessa Wyner	1	0	0	4	.000	0	0	1	0	3	0	0	0	0	-
10	Kylie Thomas	2	0	0	0	.000	1	0	0	0	2	0	0	0	0	-
11	Sarah Jane Lynch	3	0	0	0	.000	0	0	0	0	1	0	0	0	0	-
20	Abby McKinzie	2	0	0	0	.000	0	0	0	0	0	0	0	0	0	-
Team																-
Totals		3	30	14	97	.165	30	1	5	8	35	0	2	0	0	-

Team Attack By Set

Set	K	E	TA	Pct
1	10	5	34	.147
2	11	7	30	.133
3	9	2	33	.212

TOTAL TEAM BLOCKS: 1.0

SET SCORES

Virginia Tech (0)	1	2	3	Team Records:
Virginia Tech (0)	13	14	16	13-10, 4-7
Miami (3)	25	25	25	13-6, 9-3

#	Miami	Attack				Ast	Serve			Block				Pts		
		S	K	E	TA		Pct	SA	SE	RE	Dig	BS	BA		BE	BH
1	Sara Duque	3	0	0	0	.000	0	0	0	0	5	0	0	0	0	-
4	Chloe Brown	3	9	1	22	.364	2	3	1	0	9	0	2	0	0	-
5	Haley Templeton	3	6	1	11	.455	35	5	2	0	5	0	1	0	2	-
8	Bridget Wallenberger	3	5	0	10	.500	1	0	0	0	2	0	4	0	0	-
9	Elizaveta Lukianova	3	10	1	15	.600	0	0	0	0	1	0	1	0	0	-
16	Cameron Dobbs	3	7	1	11	.545	0	0	0	0	2	0	1	0	0	-
10	Priscilla Hernandez	3	0	0	1	.000	3	0	0	0	6	0	0	0	0	-
14	Kolby Bird	3	10	0	22	.455	1	0	1	0	3	1	1	0	0	-
15	Emily Damon	3	0	0	0	.000	1	0	1	1	14					

2018 OVERALL SEASON STATS



The Automated ScoreBook
 Virginia Tech Combined Team Statistics (as of Oct 28, 2018)
All matches



RECORD:	OVERALL	HOME	AWAY	NEUTRAL
ALL GAMES	13-11	7-3	3-6	3-2
CONFERENCE	4-8	3-3	1-5	0-0
NON-CONFERENCE	9-3	4-0	2-1	3-2

#	Player	sp	Attack				Set		Serve			Dig			Blocking					points		
			k	k/s	e	ta	pct	a	a/s	sa	se	sa/s	re	dig	dig/s	bs	ba	total	blk/s		be	bhe
1	Kaity Smith	82	287	3.50	136	743	.203	15	0.18	24	46	0.29	20	203	2.48	1	20	21	0.26	1	0	-
4	Jaila Tolbert	83	257	3.10	95	559	.290	3	0.04	0	2	0.00	0	36	0.43	3	58	61	0.73	1	0	-
14	Ester Talamazzi	82	197	2.40	110	661	.132	20	0.24	30	33	0.37	24	228	2.78	1	24	25	0.30	6	1	-
19	Marisa Cerchio	83	166	2.00	59	408	.262	1	0.01	12	17	0.14	1	12	0.14	13	76	89	1.07	2	0	-
22	Kai Young	57	61	1.07	31	158	.190	2	0.04	0	0	0.00	1	7	0.12	0	48	48	0.84	16	0	-
6	Angel Robinson	35	27	0.77	15	72	.167	0	0.00	1	2	0.03	1	1	0.03	1	21	22	0.63	1	0	-
9	Rhegan Mitchell	79	27	0.34	8	87	.218	678	8.58	7	12	0.09	0	140	1.77	1	28	29	0.37	7	12	-
23	Talyn Jackson	35	16	0.46	3	41	.317	157	4.49	2	0	0.06	0	27	0.77	0	15	15	0.43	4	5	-
7	Tessa Wyner	8	3	0.38	3	15	.000	1	0.12	0	2	0.00	2	9	1.12	0	0	0	0.00	0	0	-
13	Peyton Yelich	1	2	2.00	0	4	.500	0	0.00	0	0	0.00	0	0	0.00	0	0	0	0.00	1	0	-
5	Carol Raffety	82	2	0.02	1	8	.125	74	0.90	18	19	0.22	24	312	3.80	0	0	0	0.00	0	1	-
10	Kylie Thomas	78	0	0.00	0	0	.000	18	0.23	14	13	0.18	10	115	1.47	0	0	0	0.00	0	1	-
20	Abby McKinzie	36	0	0.00	0	0	.000	1	0.03	7	3	0.19	1	20	0.56	0	0	0	0.00	0	0	-
11	Sarah Jane Lynch	40	0	0.00	0	0	.000	0	0.00	4	5	0.10	0	11	0.28	0	0	0	0.00	0	0	-
	TEAM	-	-	-	-	-	-	-	-	-	-	-	9	-	-	-	-	-	-	-	-	-
	VIRGINIA TECH	83	1045	12.59	461	2756	.212	970	11.69	119	154	1.43	93	1121	13.51	20	290	165.0	1.99	39	20	-
	Opponents	83	1007	12.13	425	2720	.214	952	11.47	93	178	1.12	120	1076	12.96	18	306	171.0	2.06	27	24	-

Team Statistics	VT	OPP
ATTACK		
Kills	1045	1007
Errors	461	425
Total Attacks	2756	2720
Attack Pct	.212	.214
Kills/Set	12.6	12.1
SET		
Assists	970	952
Attempts	2732	2746
Assist Pct	.355	.347
Assists/Set	11.7	11.5
SERVE		
Aces	119	93
Errors	154	178
Attempts	1824	1755
Serve Pct	.916	.899
Aces/Set	1.4	1.1
SERVE RECEPTIONS		
Errors	93	120
Errors/Set	1.1	1.4
Attempts	1576	1669
Reception Pct	.941	.928
DEFENSE		
Digs	1121	1076
Digs/Set	13.5	13.0
BLOCKING		
Block Solo	20	18
Block Assist	290	306
Total Blocks	165.0	171.0
Blocks/Set	2.0	2.1
Block Errors	39	27
Ball handling errors	20	24

Date	Opponent	Score	Score by set	Att.
Aug 24	vs USC Upstate	w 3-0	25-14,25-18,25-15	1411
Aug 25	vs Presbyterian	w 3-0	25-22,25-11,25-21	1411
Aug 25	at Charlotte	w 3-2	15-25,24-26,25-19,25-19,15-9	1411
Aug 31	WILLIAM & MARY	w 3-0	25-14,25-6,25-20	329
Aug 31	CAMPBELL	w 3-0	25-18,25-19,25-12	842
Sep 01	ROBERT MORRIS	w 3-1	22-25,25-21,25-16,25-15	515
Sep 07	vs IUPUI	w 3-1	25-21,25-11,22-25,25-13	259
Sep 07	at Ohio	w 3-1	24-26,25-21,25-21,25-16	860
Sep 08	vs Samford	L 0-3	18-25,20-25,16-25	405
Sep 11	VCU	w 3-0	25-16,25-18,25-21	818
Sep 15	vs #18 Baylor	L 0-3	26-28,18-25,16-25	126
Sep 16	at UTSA	L 1-3	14-25,25-20,21-25,23-25	563
*Sep 21	#9 PITT	L 0-3	16-25,18-25,20-25	672
*Sep 23	VIRGINIA	w 3-0	25-20,25-21,25-20	839
*Sep 28	NORTH CAROLINA	w 3-0	25-15,25-19,25-23	827
*Sep 30	NC STATE	L 1-3	25-21,24-26,19-25,23-25	536
*Oct 05	at Georgia Tech	w 3-0	25-23,25-22,25-15	786
*Oct 07	at Clemson	L 0-3	18-25,13-25,22-25	1132
*Oct 12	at #22 Louisville	L 0-3	17-25,18-25,20-25	968
*Oct 14	at Notre Dame	L 0-3	14-25,14-25,20-25	924
*Oct 19	WAKE FOREST	w 3-2	25-21,19-25,25-23,28-30,15-9	556
*Oct 21	DUKE	L 2-3	25-20,25-19,23-25,23-25,14-16	702
*Oct 26	at Miami	L 0-3	13-25,14-25,16-25	265
*Oct 28	at Florida State	L 0-3	20-25,17-25,23-25	776

Record in 3-set matches: 8-8
 Record in 4-set matches: 3-2
 Record in 5-set matches: 2-1



2018 CONFERENCE SEASON STATS



The Automated ScoreBook
Virginia Tech Combined Team Statistics (as of Oct 28, 2018)
Conference matches



RECORD:	OVERALL	HOME	AWAY	NEUTRAL
ALL GAMES	4-8	3-3	1-5	0-0
CONFERENCE	4-8	3-3	1-5	0-0
NON-CONFERENCE	0-0	0-0	0-0	0-0

#	Player	sp	Attack				Set		Serve			Dig		Blocking					points			
			k	k/s	e	ta	pct	a	a/s	sa	se	sa/s	re	dig	dig/s	bs	ba	total		blk/s	be	bhe
1	Kaity Smith	40	135	3.38	75	384	.156	7	0.17	8	19	0.20	13	101	2.53	1	9	10	0.25	1	0	-
4	Jaila Tolbert	41	129	3.15	56	305	.239	2	0.05	0	2	0.00	0	12	0.29	2	25	27	0.66	1	0	-
14	Ester Talamazzi	40	95	2.38	62	337	.098	7	0.17	13	19	0.32	13	112	2.80	1	7	8	0.20	2	1	-
19	Marisa Cerchio	41	65	1.59	36	182	.159	0	0.00	2	4	0.05	0	3	0.07	5	32	37	0.90	1	0	-
6	Angel Robinson	22	20	0.91	11	48	.188	0	0.00	0	1	0.00	1	1	0.05	1	14	15	0.68	1	0	-
22	Kai Young	21	15	0.71	8	45	.156	1	0.05	0	0	0.00	0	3	0.14	0	17	17	0.81	11	0	-
9	Rhegan Mitchell	41	13	0.32	6	52	.135	360	8.78	2	7	0.05	0	68	1.66	0	17	17	0.41	5	6	-
23	Talyn Jackson	11	3	0.27	0	12	.250	38	3.45	0	0	0.00	0	7	0.64	0	5	5	0.45	1	2	-
7	Tessa Wyner	3	3	1.00	1	9	.222	0	0.00	0	2	0.00	0	6	2.00	0	0	0	0.00	0	0	-
5	Carol Raffety	40	1	0.03	1	2	.000	24	0.60	11	10	0.28	12	159	3.97	0	0	0	0.00	0	0	-
20	Abby McKinzie	9	0	0.00	0	0	.000	0	0.00	1	1	0.11	0	7	0.78	0	0	0	0.00	0	0	-
11	Sarah Jane Lynch	39	0	0.00	0	0	.000	0	0.00	4	5	0.10	0	11	0.28	0	0	0	0.00	0	0	-
10	Kylie Thomas	36	0	0.00	0	0	.000	6	0.17	6	5	0.17	6	46	1.28	0	0	0	0.00	0	0	-
	TEAM	-	-	-	-	-	-	-	-	-	-	-	6	-	-	-	-	-	-	-	-	-
	VIRGINIA TECH	41	479	11.68	256	1376	.162	445	10.85	47	75	1.15	51	536	13.07	10	126	73.0	1.78	23	9	-
	Opponents	41	536	13.07	194	1347	.254	511	12.46	51	101	1.24	47	548	13.37	7	192	103.0	2.51	7	16	-

Team Statistics	VT	OPP
ATTACK		
Kills	479	536
Errors	256	194
Total Attacks	1376	1347
Attack Pct	.162	.254
Kills/Set	11.7	13.1
SET		
Assists	445	511
Attempts	1353	1353
Assist Pct	.329	.378
Assists/Set	10.9	12.5
SERVE		
Aces	47	51
Errors	75	101
Attempts	859	929
Serve Pct	.913	.891
Aces/Set	1.1	1.2
SERVE RECEPTIONS		
Errors	51	47
Errors/Set	1.2	1.1
Attempts	828	783
Reception Pct	.938	.940
DEFENSE		
Digs	536	548
Digs/Set	13.1	13.4
BLOCKING		
Block Solo	10	7
Block Assist	126	192
Total Blocks	73.0	103.0
Blocks/Set	1.8	2.5
Block Errors	23	7
Ball handling errors	9	16

Date	Opponent	Score	Score by set	Att.
*Sep 21	#9 PITT	L 0-3	16-25,18-25,20-25	672
*Sep 23	VIRGINIA	w 3-0	25-20,25-21,25-20	839
*Sep 28	NORTH CAROLINA	w 3-0	25-15,25-19,25-23	827
*Sep 30	NC STATE	L 1-3	25-21,24-26,19-25,23-25	536
*Oct 05	at Georgia Tech	w 3-0	25-23,25-22,25-15	786
*Oct 07	at Clemson	L 0-3	18-25,13-25,22-25	1132
*Oct 12	at #22 Louisville	L 0-3	17-25,18-25,20-25	968
*Oct 14	at Notre Dame	L 0-3	14-25,14-25,20-25	924
*Oct 19	WAKE FOREST	w 3-2	25-21,19-25,25-23,28-30,15-9	556
*Oct 21	DUKE	L 2-3	25-20,25-19,23-25,23-25,14-16	702
*Oct 26	at Miami	L 0-3	13-25,14-25,16-25	265
*Oct 28	at Florida State	L 0-3	20-25,17-25,23-25	776

Record in 3-set matches: 3-6
Record in 4-set matches: 0-1
Record in 5-set matches: 1-1





1
Kaity SMITH
OH | 6-1 | So.
Florence, Ky.




4
Jailla TOLBERT
RS | 6-1 | Sr.
Minneapolis, Minn.
(JAY-lah)



5
Carol RAFFETY
L/DS | 5-11 | Jr.
Novato, Calif.



6
Angel ROBINSON
MB | 6-0 | Fr.
Norman, Okla.



7
Tessa WYNER
OH | 5-11 | Jr.
Charleston, W.Va.



9
Rhegan MITCHELL
S | 5-8 | r-Sr.
Peachtree City, Ga.
(like Ronald Reagan)



10
Kylie THOMAS
L/DS | 5-7 | So.
Sterling, Va



11
Sarah Jane Lynch
S | 6-2 | Fr.
Roswell, Ga.



13
Peyton YELICH
MB | 6-3 | Fr.
Crown Point, Ind.
(Yell-itch)



14
Ester TALAMAZZI
OH | 6-0 | So.
Campo Ligure, Genoa, Italy
(Tal-uh-MAHT-zee)



16
Jennifer WILLIAMS
OH | 6-1 | Fr.
Staunton, Va.




19
Marisa CERCHIO
MB/OH | 6-3 | So.
Cincinnati, Ohio
(SIR-ko)



20
Abby MCKINZIE
L/DS | 5-9 | Jr.
East Leroy, Mich.



21
Melody CALOYANNIDES
OH | 6-0 | Jr.
Reston, Va.
(cal-oh-yahn-EE-dis)



22
Kai YOUNG
MB | 5-11 | So.
Charlotte, N.C.



23
Talyn JACKSON
S | 5-11 | Fr.
Gardnerville, Nev.
(TAL-Lynn)



Jill WILSON
Head Coach
LSU, 2001



John WASIELEWSKI
Associate Head Coach
Penn State, 1990
(Was-uh-LEW-ski)




Thomas AMBERG
Assistant Coach
UCLA, 2012



Leah JOSEPH
Director of Operations
Georgia Southern, 2016



Kayla SCHANBACK
Volunteer Assistant Coach
Campbell, 2018



Kayla RESCO
Head Manager

