



HOKIES®

2018 Virginia Tech Volleyball Match Notes

#FuelTheFire

Oct. 5-7, 2018 | Matches 17 & 18
Atlanta | Clemson, S.C.

INFORMATION

Virginia Tech Hokies



Record.....11-5, 2-2 ACC
Starters R/L.....4+Libero/2
Head Coach.....Jill Wilson
Record (Years).....21-26 (2nd)

Georgia Tech Yellow Jackets



Record.....12-6, 1-4 ACC
Starters R/L.....2/4+Libero
Head Coach.....Michelle Collier
Record (Years).....80-64 (5th)

Clemson Tigers



Record.....9-9, 0-5 ACC
Starters R/L.....2+Libero/4
Head Coach.....Michaela Franklin
Record (Years).....16-34 (2nd)

NUMBER TO KNOW

11

• Last season, Tech won 10 matches in coach Jill Wilson's first season. After Tech's win over UNC last Friday, it has already eclipsed that mark with 11 wins in 2018.

PROJECTED STARTERS

#	Name	K	Pct.	A	D	B
1	Kaity Smith (OH)	197	.228	12	131	15
4	Jaila Tolbert (RS)	174	.346	2	27	45
9	Rhegan Mitchell (S)	21	.281	445	93	19
14	Ester Talamazzi (OH)	126	.109	16	151	19
19	Marisa Cerchio (MB)	131	.327	1	11	63
22	Kai Young (MB)	58	.208	2	6	44
5	Carol Raffety (L)	2	.286	57	210	0

SERIES HISTORY

Georgia Tech Series.....GT leads 16-9
First Meeting.....GT won 2-1 in 1978
Last Meeting.....GT won 3-0 in 2017
Clemson Series.....Clemson leads 17-12
First Meeting.....Clemson won 2-1 in 1980
Last Meeting.....Tech won 3-1 in 2017

AT THE NET

- Virginia Tech's volleyball team boasts 10 returning letterwinners, including four starters and its libero back.
- Tech has 16 student-athletes on the roster and of the 16, 11 are underclassmen. One of the youngest groups in the ACC, 69 percent of Tech's team is freshmen and sophomores.
- Though the Hokies will be youthful in 2018, they do bring back All-ACC selection Jaila Tolbert at the right-side hitter position.
- Tolbert is coming off her best season yet and had quite the summer, too, as the senior competed on the U.S. Collegiate National Team.
- Tech enters its third weekend of ACC play, but for the first time will be hitting the road in league action after playing as host to No. 8 Pitt, Virginia, North Carolina and NC State.
- If the Hokies earn two victories this weekend, they would start conference action with a 4-2 record for the first time since 2015.
- Right-side hitter Jaila Tolbert was selected as a Senior CLASS Award candidate on Monday. She is one of four ACC players. (More on page 3)

LAST TIME OUT

- Last Friday, Tech took down North Carolina for the first time since 2011 and earned its first sweep over UNC since 2006.
- Sophomore Kaity Smith had a team-high 16 kills and six digs, pacing the Hokies to their second win in ACC play.
- Tech held the Tar Heels to a .058 hitting percentage, marking the fifth time this season it has held its opponent to under .100. The Hokies are a perfect 5-0 in those matches.
- On Sunday, Tech got out to a 1-0 lead but lost the next three sets to the Wolfpack, falling to 2-2 in league play.
- Senior Jaila Tolbert recorded a team-high 14 kills, tying her third-most kills of the season. The Minnesota native also tallied two blocks, marking her fifth straight match of owning at least one block, dating back to Sept. 16.

WHO TO WATCH



• Kaity Smith racked up 28 kills last weekend against North Carolina and NC State, while scooping up a combined 14 digs.

2018 Schedule

AUGUST

16	(1) vs. RADFORD	W, 3-2
24	(2) vs. USC UPSTATE	W, 3-0
25	(2) vs. PRESBYTERIAN	W, 3-0
25	(2) AT CHARLOTTE (C-USA TV)	W, 3-2
31	(3) WILLIAM & MARY (ACC NETWORK EXTRA)	W, 3-0
31	(3) CAMPBELL (ACC NETWORK EXTRA)	W, 3-0

SEPTEMBER

1	(3) ROBERT MORRIS (ACC NETWORK EXTRA)	W, 3-1
7	(4) vs. IUPUI	W, 3-1
7	(4) AT OHIO (ESPN+)	W, 3-1
8	(4) vs. SAMFORD	L, 3-0
11	VCU (ACC NETWORK EXTRA)	W, 3-0
15	(5) vs. No. 18/23 BAYLOR	L, 3-0
16	(5) AT UTSA (FACEBOOK)	L, 3-1
21	No. 9/8 PITT* (ACC NETWORK EXTRA)	L, 3-0
23	VIRGINIA* (ACC NETWORK EXTRA)	W, 3-0
28	NORTH CAROLINA* (ACC NETWORK EXTRA)	W, 3-0
30	NC STATE* (ACC NETWORK EXTRA)	L, 3-1

OCTOBER

5	AT GEORGIA TECH*	7 P.M.
7	AT CLEMSON*	1 P.M.
12	AT No. 25 LOUISVILLE*	7 P.M.
14	AT NOTRE DAME*	NOON
19	WAKE FOREST* (ACC NETWORK EXTRA)	6 P.M.
21	DUKE* (ACC NETWORK EXTRA)	1 P.M.
26	AT MIAMI (FLA.)*	7 P.M.
28	AT FLORIDA STATE* (ACC NETWORK EXTRA)	1 P.M.

NOVEMBER

2	SYRACUSE* (ACC NETWORK EXTRA)	6 P.M.
4	BOSTON COLLEGE* (ACC NETWORK EXTRA)	1 P.M.
9	AT VIRGINIA*	7 P.M.
16	AT BOSTON COLLEGE*	7:30 P.M.
18	AT SYRACUSE*	1 P.M.
21	CLEMSON* (ACC NETWORK EXTRA)	3 P.M.

* ACC MATCH | ALL TIMES ET | AT THE TIME RANKING/CURRENT RANKING

- 1-EXHIBITION
- 2-CHARLOTTE INVITATIONAL
- 3-HOKIE INVITATIONAL
- 4-BOBCAT INVITATIONAL
- 5-UTSA INVITATIONAL

VIRGINIA TECH CONTACT

Lance Dozier
Assistant Director, Strategic Communications
Phone: (507) 993-1898
Email: lance17@vt.edu

Social



@HokiesVB



@HokiesVB



/HokieSports



@VT_VBall



AVCA Top 25 Week 6 Poll

Oct. 1 | *Opponents in italics*

Team (1st place)	Points	Record	Last
1 BYU (60)	1596	15-0	1
2 Stanford (4)	1540	12-1	2
3 Nebraska	1464	13-1	3
4 Texas	1382	8-3	4
5 Minnesota	1362	10-2	6
6 Wisconsin	1245	10-2	5
7 Illinois	1206	14-1	7
8 <i>Pitt</i>	1157	15-0	8
9 Penn State	1072	11-3	9
10 Creighton	983	12-4	10
11 Florida	959	13-3	11
12 USC	875	11-4	T-13
13 Cal Poly	842	15-1	15
14 Purdue	711	13-2	16
15 Washington	659	11-3	T-13
16 Michigan	616	13-2	17
17 UCLA	562	7-4	18
18 Kentucky	533	9-4	19
19 Marquette	420	12-4	20
20 Oregon	409	9-5	12
21 Arizona	327	14-2	24
22 Washington State	312	11-3	22
23 <i>Baylor</i>	283	10-5	21
24 Utah	107	9-6	25
25 <i>Louisville</i>	63	11-4	NR

Receiving Votes: Colorado 39; San Diego 13; South Carolina 11; Arizona State 10; Texas Tech 8; St. Mary's 7; UNI 6; Tennessee 6; Cincinnati 3

Dropped Out: Then-No. 23 Colorado

NCAA RPI

Oct. 1 | *Opponents in italics*

Team	Conference	Record
1 Stanford	Pac-12	12-1
2 BYU	WCC	15-0
3 Illinois	B1G	14-1
4 USC	Pac-12	11-4
5 Texas	Big 12	8-3
6 <i>Pitt</i>	ACC	15-0
7 Washington	Pac-12	11-3
8 Nebraska	B1G	13-1
9 Wisconsin	B1G	10-2
10 Kentucky	SEC	9-4
11 Michigan	B1G	13-2
12 Purdue	B1G	13-2
13 Marquette	BIG EAST	12-4
14 UCF	American	12-3
15 Minnesota	B1G	10-2
16 Cal Poly	Big West	15-1
17 Washington State	Pac-12	11-3
18 South Carolina	SEC	13-1
19 <i>Baylor</i>	Big 12	10-5
20 UNI	MVC	10-6
21 Creighton	BIG EAST	12-4
22 Penn State	B1G	11-3
23 UCLA	Pac-12	7-4
24 St. Mary's	WCC	11-3
25 Rice	C-USA	12-4
26 Florida	SEC	13-3
27 Alabama	SEC	13-4
28 Dayton	A-10	12-5
29 Georgia	SEC	11-4
30 <i>Syracuse</i>	ACC	8-4

QUICK FACTS

University NameVirginia Tech
 LocationBlacksburg, Va.
 Founded1872
 Enrollment34,440
 President..... Dr. Timothy Sands
 Director of Athletics..... Whit Babcock
 NicknameHokies
 MascotHokie Bird
 Colors..... Chicago Maroon and Burnt Orange
 Affiliation..... NCAA Division I
 Conference.....Atlantic Coast

2017 INFORMATION, 2018 PREVIEW

Overall Record 10-21
 ACC Record 4-16 (12th)
 Starters Returning/Lost..... 4 + Libero/2
 Letterwinners Returning/Lost..... 10/8
 Newcomers.....6
 Home Court..... Cassell Coliseum
 Capacity 9,275

2018 Key Information

RETURNING STARTERS (4 + Libero)

Rhegan Mitchell	S	Racked up 1,122 assists (9.93 a/s), 243 digs, 66 kills Team-high 440 digs, 32 SA, 102 assists
Carol Raffety	L/DS	
Kaity Smith	OH	Posted 309 kills, 190 digs, ACC All-Freshmen Team Turned in 290 kills, 229 digs, 27 aces, 24 blocks
Ester Talamazzi	OH	
Jaila Tolbert	RS	Tallied a team-high 318 kills (.318 clip), 2nd team All-ACC

OTHERS RETURNING (5)

Melody Caloyannides	OH	Posted 15 kills, 22 digs in 15 sets
Marisa Cerchio	MB/OH	Registered 114 kills, 25 blocks, 15 digs in 76 sets
Abby McKinzie	L/DS	Recorded 103 digs, six aces in 89 sets
Kylie Thomas	L/DS	Tallied 78 digs, eight aces in 53 sets
Kai Young	MB	Collected 20 kills, 22 blocks in 34 sets

NEWCOMERS (6)

Talyn Jackson	S	Senior Aces Top 150, NIAA all-state, three-time All-League
Sarah Jane Lynch	S	Senior Aces Top 150, GHSA all-state, AAU All-American
Angel Robinson	MB	Led North Norman HS to state finals twice, OSSAA all-state
Jennifer Williams	OH	Led Robert E. Lee HS to state final, VHSL all-state
Tessa Wyner	OH	Three-time West Virginia Gatorade Player of the Year
Peyton Yelich	MB	IHSAA all-state, led Crown Point HS to state final

STARTERS LOST (2)

Cara Cunningham	MB	Team-high 81 blocks, 132 kills, hit .246
Stacey Christy	MB	Hit .291 with 160 kills, 70 blocks

No.	Name	Pos.	Ht.	Cl.	Hometown	High School (Previous School)
1	Kaity Smith	OH	6'1"	So.	Florence, Ky.	Randall Cooper
4	Jaila Tolbert	RS	6'1"	Sr.	Minneapolis, Minn.	Breck School
5	Carol Raffety	L/DS	5'11"	Jr.	Novato, Calif.	Marin Catholic
6	Angel Robinson	MB	6'0"	Fr.	Norman, Okla.	Norman North
7	Tessa Wyner	OH	5'11"	Fr.	Charleston, W.Va.	George Washington
9	Rhegan Mitchell	S	5'8"	r-Sr.	Peachtree City, Ga.	McIntosh
10	Kylie Thomas	L/DS	5'7"	So.	Sterling, Va.	Potomac Falls
11	Sarah Jane Lynch	S	6'2"	Fr.	Roswell, Ga.	Mount Pisgah Christian
13	Peyton Yelich	MB	6'3"	Fr.	Crown Point, Ind.	Crown Point
14	Ester Talamazzi	OH	6'0"	So.	Campo Ligure, Genoa, Italy	Liceo Scientifico A. Antonelli
16	Jennifer Williams	OH	6'1"	Fr.	Staunton, Va.	Robert E. Lee
19	Marisa Cerchio	MB/OH	6'3"	So.	Cincinnati, Ohio	Turpin
20	Abby McKinzie	L/DS	5'9"	Jr.	East Leroy, Mich.	St. Philip Catholic Central
21	Melody Caloyannides	OH	6'0"	Jr.	Reston, Va.	South Lakes
22	Kai Young	MB	5'11"	So.	Charlotte, N.C.	Charlotte Christian
23	Talyn Jackson	S	5'11"	Fr.	Gardnerville, Nev.	Douglas

Head Coach: Jill Wilson (LSU, 2001), 2nd Season

Associate Head Coach: John Wasielewski (Penn State, 1990), 2nd season

Assistant Coach: Thomas Amberg (UCLA, 2012), 2nd season

Volunteer Assistant Coach: Kayla Schanback (Campbell, 2018), 1st season

Director of Operations: Leah Joseph (Georgia Southern, 2016), 2nd season

Head Manager: Kayla Resco, 2nd season

Pronunciations

Melody Caloyannides: cal-oh-yahn-EE-dis	Marisa Cerchio: SIR-ko	Jaila Tolbert: JAY-lah
Ester Talamazzi: Tal-uh-MAHT-zee	Talyn Jackson: TAL-lynn	Peyton Yelich: Yell-it-itch
John Wasielewski: Was-uh-LEW-ski	Rhegan Mitchell: like (Ronald) Reagan	





2018 ACC Standings

Team	Overall	ACC	Pct.
1. No. 8 Pitt	15-0	4-0	1.000
No. 25 Louisville	11-4	4-0	.733
Syracuse	8-4	4-0	.667
4. Notre Dame	9-5	3-1	.643
Miami (Fla.)	7-4	3-1	.636
Florida State	7-7	3-1	.500
7. Boston College	12-4	2-2	.750
Virginia Tech	11-5	2-2	.688
NC State	8-6	2-2	.571
10. Duke	7-6	1-3	.250
North Carolina	5-8	1-3	.385
Wake Forest	6-10	1-3	.375
13. Georgia Tech	12-6	1-4	.667
Clemson	9-9	0-5	.500
Virginia	4-10	0-4	.286

2018 Preseason ACC Coaches' Poll

- Pitt (196 points)
- Louisville (180)
- Florida State (171)
- Notre Dame (137)
- Duke (134)
- North Carolina (121)
- Miami (Fla.) (117)
- NC State (117)
- Syracuse (110)
- Georgia Tech (68)
- Virginia Tech (55)**
- Clemson (54)
- Wake Forest (51)
- Virginia (37)
- Boston College (27)

2018 ACC Preseason All-Conference

Kaylin Korte, Sr., OH/RS, Clemson
 Leah Meyer, Jr., MB, Duke
 Payton Caffrey, Jr., OH, Florida State
 Taryn Knuth, So., MB, Florida State
 Jasmine Bennett, Sr., MB, Louisville
 Melanie McHenry, Jr., OH, Louisville
 Wilma Rivera, Sr., S, Louisville
 Molly Sauer, Sr., L, Louisville
 Haley Templeton, R-Sr., S, Miami
 Melissa Evans, So., OPP, NC State
 Kylie Pickrell, Sr., S, NC State
 Ryann DeJarld, Sr., L, Notre Dame
 Jemma Yeadon, Jr., OH, Notre Dame
 Kamalani Akeo, Sr., S, Pitt
 Nika Markovic, Jr., RS, Pitt
 Stephanie Williams, R-Jr., OH, Pitt
 Santita Ebangwese, Sr., MB, Syracuse
Jaila Tolbert, Sr., RS, Virginia Tech

GREENSBORO, N.C. – Pitt has been chosen as the 2018 Atlantic Coast Conference volleyball preseason favorite in a vote of the league's 15 head coaches, announced on Aug. 3.

The reigning ACC Co-Champion Panthers received all 14 possible first-place votes and 196 points, as coaches were not allowed to vote for their own teams.

CLIMBING THE LADDER

- Junior libero Carol Raffety is working her way up the all-time career digs list at Tech.
- Heading into the season with 921 digs, Raffety became the 18th Hokie in the 1,000-dig club on Sept. 7 against IUPUI at the Bobcat Invitational.
- The California native has passed three Hokies on the list so far, being No. 13 all-time with 1,131.

#	Name	Years	Digs
1.	Amanda Cloyd	2004-07	2,200
2.	Heather Berglund	1990-93	1,710
3.	Jill Gergen	2005-09	1,708
4.	Lisa Pikalek	1989-92	1,591
5.	Morgan O'Neill	2009-12	1,516
6.	Lindsey Owens	2013-16	1,309
7.	Annie Spicer	2001-04	1,244
8.	Meredith Braine	1995-98	1,241
9.	Justine Record	2008-11	1,238
10.	Terrie Zubert	1994-97	1,170
11.	Amanda McKinzie	2013-16	1,168
12.	Jenni McFadden	1991-94	1,150
13.	Carol Raffety	2016-present	1,131
14.	Melissa Markowski	2002-05	1,124
15.	Rachel Julian	1996-99	1,105
16.	Ana Lang	1999-02	1,078
17.	Kenedy McGrath	2012-15	1,045
18.	Amanda Yelsh	1991-94	1,012

SENIOR CLASS AWARD

- Senior Jaila Tolbert was selected as a Senior CLASS Award candidate on Monday.
- The right-side hitter is one of 30 volleyball student-athletes to make the cut and the first-ever Tech volleyball player to be named a candidate.
- She is the first Hokie in any sport to be selected since 2016 (Murielle Tiernan, women's soccer). Tolbert is one of four players out of the ACC.
- To be eligible for the award, a student-athlete must be classified as an NCAA Division I senior and have notable achievements in four areas of excellence: community, classroom, character and competition.
- The definition of a student-athlete, Tolbert is the lone ACC representative on NCAA Division I SAAC, has done community outreach at a local elementary school in Blacksburg and was All-ACC second-team last fall.

CURRY SAYS A FEW WORDS

- Tech volleyball alum Sonya Curry, formerly Adams and wife of Tech men's basketball standout Dell Curry, was in Charlotte last weekend and gave the Hokies a pep talk before their match against the 49ers inside Halton Arena.
- The talk, which was giving them encouragement on and off the court, seemed to work as Tech went on to stay perfect on the weekend with a 3-2 win over Charlotte.



ACC RANKS

- Tech is No. 3 in the ACC for service aces with 1.53, while being No. 6 for hitting percentage with .239.
- Sophomore Kaity Smith has the seventh-best average for kills per set (3.58) and seventh-best aces per set mark (0.35) in the league.
- Outside hitter Ester Talamazzi owns the fifth-best aces per set mark (0.38) in the league. Her eight aces against William & Mary on Aug. 31 tied the second-most mark in school history with Annie Spicer on Sept. 10, 2004, versus ULM.
- Senior Jaila Tolbert owns the 10th-best hitting clip (.346) and is second among non-middle blockers, trailing Clemson's Alyssa Deloney (.367).
- During ACC matches, libero Carol Raffety is No. 3 for digs per set with 4.38.

STOMPING GROUNDS

- Redshirt senior Rhegan Mitchell is a native of Peachtree City, Georgia, roughly 40 minutes away from Georgia Tech's campus. Her family is expected to be in attendance inside O'Keefe Gymnasium.
- Sophomore Kai Young is from Charlotte, North Carolina, but her father lives in Atlanta and coaches the defensive line for the Atlanta Falcons. He also will be in attendance.

A WIN WOULD

- A win against the Yellow Jackets would snap a four-match losing streak. Tech's last win versus Georgia Tech was on Nov. 22, 2014. It would be the Hokies' first win over GT in Atlanta since 2010.
- A win versus the Tigers would be the Hokies' fifth straight win against them. The last time Clemson won at home versus Tech was on Oct. 10, 2014.

RPI INFO

- The NCAA released the Ratings Percentage Index, its first one of the season on Monday.
- Tech came in at No. 94, the 12th-best in the ACC, being ahead of No. 135 Boston College, No. 162 Wake Forest and No. 206 Virginia.
- The ACC has four teams in the top 50, with Pitt (6), Syracuse (30), Louisville (36) and Notre Dame (37).
- Among the Power Five, the ACC is tied with the Big 12 for owning the fourth-most teams in the top 50 behind the Big Ten (10), Pac-12 (9) and SEC (6).
- The Hokies finished with the No. 183 RPI in 2017, which was the 12th-best in the ACC topping Virginia (197), Boston College (227) and Clemson (258).

USA - TOLBERT




- Jaila Tolbert tried out in Colorado Springs, Colorado this spring and made the U.S. Collegiate National Team.
- The Minnesota native competed on the red, white blue in Detroit for over a week with 23 other collegiate student-athletes.
- She was assigned to one of two 12-member teams that played three exhibitions against each other, with her team winning 2-1.
- Tolbert hopes to bring what she learned on the trip back to Tech and on the court.



LAST TIME THE TEAM...

Won a match	North Carolina, 3-0, 9/28/18
Lost a match	NC State, 3-1, 9/30/18
Won at home	North Carolina, 3-0, 9/28/18
Lost at home	NC State, 3-1, 9/30/18
Won on the road	at Ohio, 3-1, 9/7/18
Lost on the road	at UTSA, 3-1, 9/16/18
Won in three sets	North Carolina, 3-0, 9/28/18
Lost in three sets	No. 9 Pitt, 3-0, 9/21/18
Won in four sets	at Ohio, 3-1, 9/7/18
Lost in four sets	NC State, 3-1, 9/30/18
Won in five sets	at Charlotte, 3-2, 08/25/18
Lost in five sets	Duke, 3-2, 10/22/17
Beat an ACC team	North Carolina, 3-0, 9/28/18
Lost to an ACC team	NC State, 3-1, 9/30/18
Beat an ACC team at home	North Carolina, 3-0, 9/28/18
Lost to an ACC team at home	NC State, 3-1, 9/30/18
Beat an ACC team on the road	at Virginia, 3-1, 9/27/17
Lost to an ACC team on the road	at Louisville, 3-0, 11/12/17
Beat a nonconference team	VCU, 3-0, 9/11/18
Lost to a nonconference team	at UTSA, 3-1, 9/16/18
Beat nonconference team at home	VCU, 3-0, 9/11/18
Lost to nonconference team at home	ETSU, 3-0, 9/16/17
Beat nonconference team on road	at Ohio, 3-1, 9/7/18
Lost to nonconference team on road	at UTSA, 3-1, 9/16/18
Beat a ranked team	at No. 19 Michigan State, 3-1, 9/4/15
Lost to a ranked team	No. 9 Pitt, 3-0, 9/21/18
Beat an unranked team	North Carolina, 3-0, 9/28/18
Lost to an unranked team	NC State, 3-1, 9/30/18

Started a season 9-0	2009
Was 10 matches over .500 in a season	2013 (11 matches over .500 at 12-1)
Had 70 or more kills in a match	Idaho State, 75, 8/25/17
Had 200 or more attacks in a match	Chattanooga, 204, 9/19/15
Hit .300 or better in a match	VCU, 3-0, 9/11/18
Hit .400 or better in a match	vs. South Dakota State, .402, 8/25/17
Had 65 or more assists in a match	at Charlotte, 67, 08/25/18
Had 10 or more aces in a match	Robert Morris, 13, 9/1/18
Had 75 or more digs in a match	at Charlotte, 81, 08/25/18
Had 85 or more digs in a match	Appalachian State, 85, 08/26/18
Had 10.0 or more blocks in a match	vs. IUPUI, 14, 9/7/18
Had 20.0 or more blocks in a match	Virginia, 20, 11/28/15

			
Hitting Percentage	.236	.219	.239
Kills	12.91	13.17	13.31
Assists	12.09	12.57	12.33
Digs	15.38	13.23	13.82
Blocks	2.16	1.87	2.15
Aces	1.28	1.13	1.53

TEAM AVERAGES

- Virginia Tech leads in three categories, the most of the three teams its playing this weekend. Its .239 hitting clip is the sixth-best mark in the ACC.
- The Techs both have eerily similar numbers in the hitting percentage and block categories. The Hokies own a .003 advantage in each team's hitting clip, while the Yellow Jackets are slightly better (.001) at stopping attacks.

LAST TIME AN INDIVIDUAL...

Had 20 or more kills in a match	Virginia, 21, Kaity Smith, 11/22/17
Had 30 or more kills in a match	vs. Idaho State, 30, Kaity Smith, 8/25/17
Had 50 or more attacks in a match	vs. Idaho State, 51, Kaity Smith, 8/25/17
Hit over .500 in a match	Virginia, .529, Marisa Cerchio, 9/23/18
Hit over .600 in a match	VCU, .625, Jaiila Tolbert, 9/11/18
Hit over .800 in a match	William & Mary, .812, Marisa Cerchio, 8/31/18
Had 45 or more assists in a match	Robert Morris, 45, Talyn Jackson, 9/1/18
Had 55 or more assists in a match	Duke, 55, Rhegan Mitchell, 10/22/17
Had 70 or more assists in a match	Liberty, 86, Kelli O'Dell, 10/17/00
Had 4 or more aces in a match	Robert Morris, 4, Abby McKinzie, 9/1/18
Had 8 or more aces in a match	William & Mary, 8, Ester Talamazzi, 8/31/18
Had 25 or more digs in a match	Radford, 27, Carol Raffety, 9/16/16
Had 30 or more digs in a match	Georgia Tech, 30, Morgan O'Neill, 11/3/12
Had 10 or more blocks in a match	at Charlotte, 10, Marisa Cerchio, 8/25/18
Had 15 or more blocks in a match	West Virginia, 17, Cheryl Stinson, 10/5/01
Opponent had less than 30 kills in a match	Campbell, 27, 8/31/18
Two players had 17 or more kills each in a match	Chattanooga (5 sets) - Amanda McKinzie (17), Kennedy Bryan (17) - 9/19/15

What's a Hokie?



The answer leads all the way back to 1896 when Virginia Agricultural and Mechanical College changed its name to Virginia Polytechnic Institute. With the change came the necessity for writing a new cheer and a contest for such a purpose was held by the student body.

Senior O.M. Stull won first prize for his "Hokie" yell which is still used today. Later, when asked if "Hokie" had any special meaning, Stull explained the word was solely the product of his imagination and was used only as an attention-getter for his yell. It soon became a nickname for all Tech teams and for those people loyal to Tech athletics.

The official university school colors - Chicago Maroon and Burnt Orange - also were introduced in 1896. The colors were chosen by a committee because they made a 'unique combination' not worn elsewhere at the time. The official definition of "hokie" is "a loyal Virginia Tech Fan".

RETURNING NUMBERS

- To open the 2018 season, Virginia Tech returns almost all of its kills, assists and digs personnel, but will need a push in the blocks department with departing middle blockers Stacey Christy and Cara Cunningham.

Returning	Kills	Assists	Digs	Blocks	Points
2018	78.3%	95.3%	90.4%	21.4%	76.2%


'17 CLASS OF ACC COACHES

- The Atlantic Coast Conference entered 2017 with four new head coaches from its 15 member institutions, including Clemson's Michaela Franklin, Louisville's Dani Busboom Kelly, Virginia's Aaron Smith and Virginia Tech's Jill Wilson.
- Of the four in their second seasons, the Cardinals' Busboom Kelly owns the best winning percentage (.761), followed by the Hokies' Wilson (.447), the Tigers' Franklin (.320) and the Cavaliers' Smith (.239).
- Previously, Busboom Kelly was an assistant coach at Nebraska, Franklin was the associate head coach at Iowa, Wilson was the associate head coach at LSU and Smith was the associate head coach at Virginia, then was promoted by the Cavaliers' athletics director at the time, Craig Littlepage.

Name	Team	Overall	ACC	Home	Away	Neutral
Dani Busboom Kelly	Louisville	35-11	22-2	17-2	13-6	5-3
Jill Wilson	Virginia Tech	21-26	6-18	9-11	5-11	6-3
Michaela Franklin	Clemson	16-34	2-22	8-14	2-18	5-4
Aaron Smith	Virginia	11-35	3-21	7-14	3-16	1-5

YEAR 2

- Virginia Tech Athletics last summer implemented a new design on the playing surface at Cassell Coliseum. The basketball and volleyball court displays three iconic campus spots - Torgerson Bridge, Burruss Hall and War Memorial Chapel.
- In addition to the court redesign, Tech redid the floors at the men's basketball practice facility and volleyball practice gym, at a cost of about \$35,000.



RECORD WHEN...

Overall:	11-5
Home:	6-2
Away:	2-1
Neutral:	3-2
Three-set match:	7-3
Four-set match:	3-2
Five-set match:	1-0
Win first set:	8-1
Lose first set:	3-4
Win first two sets:	8-0
Split first two sets:	2-2
Lose first two sets:	1-3
Against top-25 teams:	0-2
Against unranked teams:	11-3
ACC:	2-2
Home:	2-2
Away:	0-0
Three-set match:	2-1
Four-set match:	0-1
Five-set match:	0-0
Win first set:	2-1
Lose first set:	0-1
Win first two sets:	2-0
Split first two sets:	0-1
Lose first two sets:	0-1
Against top-25 teams:	0-1
Higher hitting % than opponent:	11-0
Lower hitting % than opponent:	0-5
Hit over .400:	0-0
Hit over .300:	4-0
Hit over .200:	5-2
Hit under .200:	1-3
Opponent hits under .200:	10-0
More kills than opponent:	11-0
Fewer kills than opponent:	0-5
Same kills as opponent:	0-0
More service aces than opponent:	9-1
Fewer service aces than opponent:	2-4
Same service aces as opponent:	0-0
More digs than opponent:	8-2
Fewer digs than opponent:	2-4
Same digs as opponent:	0-0
More blocks than opponent:	10-0
Fewer blocks than opponent:	0-4
Same blocks as opponent:	1-1
On Tuesday:	1-0
On Wednesday:	0-0
On Friday:	6-1
On Saturday:	3-2
On Sunday:	1-2
In August:	5-0
In September:	6-5
In October:	0-0
In November:	0-0
Current set winning streak:	-
Current set losing streak:	3
Longest set winning streak:	7
Longest set losing streak:	4
Current match winning streak:	-
Current match losing streak:	1
Current ACC match winning streak:	-
Current ACC match losing streak:	1
Longest match winning streak:	6
Longest match losing streak:	3
Current home winning streak:	-
Current home losing streak:	1
Current home ACC winning streak:	-
Current home ACC losing streak:	1

LAST TIME AGAINST GEORGIA TECH

- Jailla Tolbert was the lone Hokie in double figures for kills, hitting on a team-high .474 with 10 kills.
- Rhegan Mitchell dished out 30 assists and almost had a double-double with eight digs.
- Carol Raffety scooped up 12 digs and had a team-high three service aces.

VT		Volleyball Box Score The Automated ScoreBook Georgia Tech vs Virginia Tech (Nov 03, 2017 at Blacksburg, Va.)												ACC	
#	Georgia Tech	Attack			Pct	Ass	Serve			Block			BH	Pts	
		S	K	E			SA	SE	RE	BS	BA	BE			
1	Kodie Corby	3	9	3	.15	.000	1	2	0	0	3	0	0	0	-
4	Sydney Wilson	3	9	1	.22	.364	2	0	0	0	1	2	3	0	0
9	Gabby Benaia	3	0	1	.2	.500	37	0	1	0	8	0	0	0	0
11	Gabriela Stavnetchel	3	10	1	.33	.000	0	0	1	0	1	7	0	0	0
14	Cori Clifton	3	9	1	.16	.500	0	0	0	0	4	0	1	0	0
33	Ashley Aikin	3	0	0	.0	.000	1	0	0	0	0	0	0	0	0
3	Lauren Frerking	2	0	0	.0	.000	0	0	0	0	0	0	0	0	0
10	Emily Becker	3	0	0	.0	.000	0	2	0	1	0	0	0	0	0
12	Nicole Alford	3	0	0	.0	.000	1	0	0	0	0	0	0	0	0
23	Alessia Del Romano	3	0	0	.0	.000	0	1	0	2	9	0	0	0	0
Totals	3	43	18	107	.234	.42	6	4	3	44	2	6	0	0	-

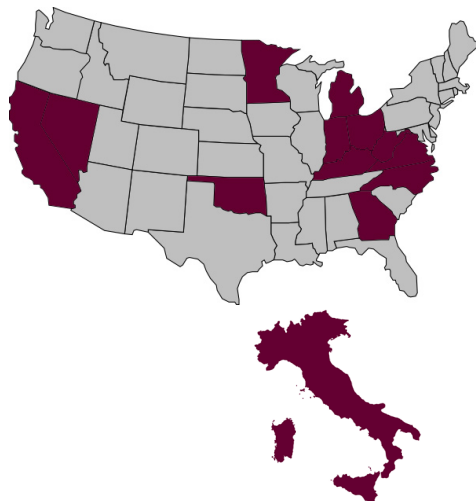
Team Attack By Set		TOTAL TEAM BLOCKS: 5.0											
Set	K	E	TA	Pct	SET SCORES	1	2	3	Team Records:				
1	13	8	37	.335	Georgia Tech (3)	25	25	25	12-12 (7-6 ACC)				
2	14	6	34	.335	Virginia Tech (0)	22	22	19	8-16 (2-11 ACC)				
3	16	4	36	.333									

#	Virginia Tech	Attack			Pct	Ass	Serve			Block			BH	Pts	
		S	K	E			SA	SE	RE	BS	BA	BE			
1	Kaity Smith	3	3	6	.15	.200	0	0	1	2	2	0	0	0	-
3	Carla Cunningham	3	4	4	.18	.000	0	0	0	0	0	0	0	0	-
4	Jailla Tolbert	3	10	1	.19	.474	0	0	0	0	1	1	2	0	0
6	Stacey Christy	3	4	2	.9	.222	0	0	0	0	1	0	3	0	0
8	Alex Toben	3	0	0	.0	.000	0	0	1	1	1	0	0	0	0
9	Rhegan Mitchell	3	4	1	.7	.429	30	0	0	0	8	0	2	0	0
5	Carol Raffety	3	1	0	1	.000	2	3	2	1	12	0	0	0	0
10	Kylie Thomas	1	0	0	.0	.000	0	0	1	0	0	0	0	0	0
11	Mandy Powers	1	0	0	.0	.000	0	0	0	0	0	0	0	0	0
14	Ester Talamazzi	1	0	0	.0	.000	0	0	0	0	0	0	0	0	0
16	Rhana Mitchell	1	0	0	.0	.000	0	0	1	1	4	0	0	0	0
19	Marisa Cerchio	3	8	4	.21	.190	1	0	0	0	4	1	1	0	0
20	Abby McKinzie	2	0	0	.0	.000	2	0	0	1	6	0	0	0	0
21	Melody Caloyannides	3	4	0	.11	.364	1	0	0	0	2	0	0	0	0
Totals	3	38	18	101	.198	.36	3	6	6	61	42	10	2	0	-

Team Attack By Set		TOTAL TEAM BLOCKS: 6.0											
Set	K	E	TA	Pct	Site: Blacksburg, Va. (Cassell Coliseum)								
1	9	7	33	.061	Date: Nov 03, 2017 Attend: 1179 Time: 1:40								
2	14	6	32	.250	Referees: Dennis Branch, Wayne Clark								
3	15	5	36	.278	Line Judges: Parker Linden, Tyler Edwards								

WHERE THEY AT

- Tech has 16 players on the squad who represent 12 states and one international country (Italy).
- Virginia is where the most players are from on the team, making up 18.8 percent.



LAST TIME AGAINST CLEMSON

- Two Hokies cracked the double-digit mark for kills in Kaity Smith (15) and Jailla Tolbert (12).
- Carol Raffety once again had 10-plus digs, scooping up 11 while dishing out five assists.
- Similar to the match vs. Georgia Tech, Rhegan Mitchell almost had a double-double - 34 A, 9 D.

VT		Volleyball Box Score The Automated ScoreBook Clemson vs Virginia Tech (Nov 05, 2017 at Blacksburg, Va.)												ACC	
#	Clemson	Attack			Pct	Ass	Serve			Block			BH	Pts	
		S	K	E			SA	SE	RE	BS	BA	BE			
1	Kaylin Korte	4	13	7	.38	.158	0	0	0	0	9	0	2	1	0
4	Emily Curtis	4	0	0	.0	.000	1	0	1	0	5	0	0	0	0
6	Alyssa Deloney	4	5	4	.17	.059	0	0	0	0	0	0	0	4	0
8	Keely Hayes	4	0	0	.3	.000	25	0	2	0	0	0	1	1	1
11	Megan McKinley	4	4	2	.13	.154	0	0	0	0	1	0	0	1	0
15	Jadey Light	4	9	2	.13	.077	0	0	0	0	1	0	5	0	0
7	Caroline Pearson	1	0	0	.0	.000	3	0	0	0	3	0	0	0	1
9	Kennedy Wilson-Talma	4	0	0	.0	.000	1	1	2	2	5	0	0	0	0
14	Kaitly Harnell	4	9	6	.26	.115	0	0	0	0	0	0	0	0	0
18	Annie Carter	1	0	1	.1	.100	0	0	0	0	0	0	0	0	0
19	Madi Howell	4	0	0	.0	.000	3	0	0	3	9	0	0	0	0
Totals	4	34	22	111	.108	.33	1	6	5	32	0	13	2	2	-

Team Attack By Set		TOTAL TEAM BLOCKS: 6.5											
Set	K	E	TA	Pct	SET SCORES	1	2	3	4	Team Records:			
1	13	2	22	.500	Georgia Tech (1)	25	9	14	13	7-19 (2-12 ACC)			
2	7	4	23	.130	Virginia Tech (3)	14	25	25	25	9-16 (3-11 ACC)			
3	3	8	30	.167									
4	11	8	36	.083									

#	Virginia Tech	Attack			Pct	Ass	Serve			Block			BH	Pts	
		S	K	E			SA	SE	RE	BS	BA	BE			
1	Kaity Smith	4	15	5	.35	.286	1	1	1	1	5	0	1	0	0
3	Carla Cunningham	4	5	2	.10	.300	0	2	0	0	2	0	3	0	0
4	Jailla Tolbert	4	12	3	.18	.500	1	0	0	0	2	0	3	0	0
6	Stacey Christy	4	9	2	.15	.467	0	0	0	0	0	0	1	3	0
9	Rhegan Mitchell	4	2	0	.7	.286	34	0	0	0	9	0	0	0	0
19	Marisa Cerchio	3	2	2	.9	.000	0	0	0	0	0	0	0	0	0
5	Carol Raffety	4	0	0	1	.000	5	1	3	0	11	0	0	0	0
11	Mandy Powers	1	0	0	.0	.000	2	0	0	0	1	0	0	0	0
14	Ester Talamazzi	1	1	2	.0	.000	0	0	0	0	0	0	0	0	0
20	Abby McKinzie	4	0	0	.0	.000	1	1	0	0	6	0	0	0	0
21	Melody Caloyannides	4	4	4	.12	.000	1	0	1	0	11	0	2	0	0
22	Kai Young	1	0	1	.1	.000	0	0	0	0	0	0	0	0	0
Totals	4	50	20	110	.273	.45	5	5	1	47	1	12	0	0	-

Team Attack By Set		TOTAL TEAM BLOCKS: 7.0											
Set	K	E	TA	Pct	Site: Blacksburg, Va. (Cassell Coliseum)								
1	11	10	29	.034	Date: Nov 05, 2017 Attend: 491 Time: 1:40								
2	14	2	21	.571	Referees: Wayne Clark, Dennis Branch								
3	13	7	34	.176	Line Judges: Doug Mabry, Walter Midkiff								
4	12	1	26	.423									

STATES/COUNTRY

- Virginia (3)
 - #10 Kylie Thomas
 - #16 Jennifer Williams
 - #21 Melody Caloyannides
- Georgia (2)
 - #9 Rhegan Mitchell
 - #11 Sarah Jane Lynch
- Calif., Ind., Ky., Mich., Minn., N.C., Nev., Ohio, Okla., W.Va. (1)
 - #1 Kaity Smith (Ky.)
 - #4 Jailla Tolbert (Minn.)
 - #5 Carol Raffety (Calif.)
 - #6 Angel Robinson (Okla.)
 - #7 Tessa Wyner (W.Va.)
 - #13 Peyton Yelich (Ind.)
 - #19 Marisa Cerchio (Ohio)
 - #20 Abby McKinzie (Mich.)
 - #22 Kai Young (N.C.)
 - #23 Talyn Jackson (Nev.)
- Italy (1)
 - #14 Ester Talamazzi

#FuelTheFire



"We're not there yet. We know we have a lot of work to do, but we're fueling it every single day," Wilson said in a recent radio interview with ESPN Blacksburg. "I can tell you that my players have been here the last part of the summer, and just the whole feel and the atmosphere of the culture is pretty incredible in a year's time. That's really what our theme represents. Our fans ... will see that. There is going to be a big change in the confidence and the culture that is happening. It's really, really exciting to be a part of." -

Head volleyball coach **Jill Wilson**



BLOCK PARTY

- Sophomore Marisa Cerchio averaged 0.33 blocks per set her first year in the maroon and orange, playing a reserve role at middle blocker.
- With three matches in a starter role opening weekend, Cerchio tallied at least four blocks per match at the Charlotte Invitational.
- The Ohio native's 1.73 blocks per set was the top mark in the ACC after opening weekend. Cerchio currently owns a 1.15 clip, the 10th-best mark in the conference.

BLOCK PARTY II

- Tech recorded 34 blocks opening weekend and won the block battle in all three matches against its opponents in Charlotte. Out of Tech's 31 matches last fall, it only won the block battle nine times.
- Of the nine matches, it went 5-4 in those contests. Vice versa, when it did not win the block battle, it went 4-17.
- The Hokies finished last in the ACC in blocks per set, owning an average of 1.70. With hopes of improving upon that number, Tech is off to a strong start with a clip of 2.15 – 10th best in the ACC.

RACKING IT UP

- With trips to the states of North Carolina, Ohio and Texas for nonconference tournaments, the Hokies racked up over 3,500 miles of travel.
- The closest of the three trips was to Charlotte, North Carolina (173 miles one way).

SENIOR PROJECT

- Starting last season under coach Jill Wilson, she implemented the seniors to do a project throughout the fall. Last year's group embarked on collecting toys from fans at home matches and then later gave the toys to kids at the Carilion Clinic holiday party in Roanoke, Virginia.
- This year's seniors, made up of Rhegan Mitchell and Jaila Tolbert, who are the team's two captains as well, are collecting different items at Tech's home matches and will give the items at the end of the season to the Women's Resource Center of the New River Valley.
- Tolbert did an internship with the organization previously and thought it would be great to partner with them for their senior project.
- This weekend is the first weekend fans can give items to the donation box, in the pursuit of helping those in domestic violence situations.

THE SCHEDULE

- Tech's opponents in 2018: 14 registered winning seasons, nine collected 20 or more wins and eight finished the year inside the top 50 RPI last fall.
- The ACC sent six teams to the NCAA Tournament in 2017, including Pitt, Florida State, Louisville, Miami (Fla.), NC State and Notre Dame. Tech will face all six teams this season, with four of the six matches being on the road.

THE FIRST ONE IS THE SWEETEST

- Tech's coach Jill Wilson downed rival Virginia 3-1 on Sept. 27, 2017, earning Wilson's first-ever ACC win and the Hokies' first conference win of 2017.
- A few days later, Virginia Tech athletics director Whit Babcock gave Coach Wilson an embroidered volleyball, signifying the first conference win for her, which tasted a little sweeter over an arch rival.
- The two teams compete every year in the Commonwealth Clash and the win gave Tech half a point. Later in November, it won again against Virginia to get the full point and help Tech win 12.5-8.5.
- Tech won 3-0 on Sept. 23 to earn half a point and help Tech take a 1-0.5 advantage.

TOLBERT REPS ACC

- Jaila Tolbert was selected as the ACC's Lone Student-Athlete Advisory Committee (SAAC) representative on the National Division I SAAC .
- She will vote on proposals regarding welfare for student-athletes - mental health, time demands and more. Tolbert enters her second year of the two-year term and is Tech's first ever.

RACKING IT UP

- With trips to the states of North Carolina, Ohio and Texas for nonconference tournaments, the Hokies racked up over 3,500 miles of travel.
- The closest of the three trips was to Charlotte, North Carolina (173 miles one way).

MATCH-BY-MATCH STARTERS

Opponent	Date	MB	MB	OH	OH	RS	S	L
USC Upstate (W, 3-0)	Aug. 24	Marisa Cerchio	Kai Young	Ester Talamazzi	Kaity Smith	Jaila Tolbert	Rhegan Mitchell	Carol Raffety
Presbyterian (W, 3-0)	Aug. 25	Marisa Cerchio	Kai Young	Ester Talamazzi	Kaity Smith	Jaila Tolbert	Rhegan Mitchell	Carol Raffety
Charlotte (W, 3-2)	Aug. 25	Marisa Cerchio	Kai Young	Ester Talamazzi	Kaity Smith	Jaila Tolbert	Rhegan Mitchell	Carol Raffety
William & Mary (W, 3-0)	Aug. 31	Marisa Cerchio	Kai Young	Ester Talamazzi	Kaity Smith	Jaila Tolbert	Rhegan Mitchell	Carol Raffety
Campbell (W, 3-0)	Aug. 31	Marisa Cerchio	Kai Young	Ester Talamazzi	Kaity Smith	Jaila Tolbert	Rhegan Mitchell	Carol Raffety
Robert Morris (W, 3-1)	Sept. 1	Marisa Cerchio	Kai Young	Ester Talamazzi	Kaity Smith	Jaila Tolbert	Talyn Jackson	Carol Raffety
IUPUI (W, 3-1)	Sept. 7	Marisa Cerchio	Kai Young	Ester Talamazzi	Kaity Smith	Jaila Tolbert	Rhegan Mitchell	Carol Raffety
Ohio (W, 3-1)	Sept. 7	Marisa Cerchio	Kai Young	Ester Talamazzi	Kaity Smith	Jaila Tolbert	Rhegan Mitchell	Carol Raffety
Samford (L, 3-0)	Sept. 8	Marisa Cerchio	Kai Young	Ester Talamazzi	Kaity Smith	Jaila Tolbert	Rhegan Mitchell	Carol Raffety
No. 18 Baylor (L, 3-0)	Sept. 15	Marisa Cerchio	Kai Young	Ester Talamazzi	Kaity Smith	Jaila Tolbert	Rhegan Mitchell	Carol Raffety
UTSA (L, 3-1)	Sept. 16	Marisa Cerchio	Kai Young	Ester Talamazzi	Kaity Smith	Jaila Tolbert	Rhegan Mitchell	Carol Raffety
No. 9 Pitt (L, 3-0)	Sept. 21	Marisa Cerchio	Kai Young	Ester Talamazzi	Kaity Smith	Jaila Tolbert	Rhegan Mitchell	Carol Raffety
Virginia (W, 3-0)	Sept. 23	Marisa Cerchio	Kai Young	Ester Talamazzi	Kaity Smith	Jaila Tolbert	Rhegan Mitchell	Carol Raffety
North Carolina (W, 3-0)	Sept. 28	Marisa Cerchio	Kai Young	Ester Talamazzi	Kaity Smith	Kyle Thomas	Rhegan Mitchell	Carol Raffety
NC State (L, 3-1)	Sept. 30	Marisa Cerchio	Kai Young	Ester Talamazzi	Kaity Smith	Jaila Tolbert	Rhegan Mitchell	Carol Raffety



DOUBLING DOWN

- Outside hitter Kaity Smith owns five double-double of the season, with the most recent coming versus Virginia on Sept. 23, registering 11 kills and digs. *(More on page 9)*
- Last season, Smith turned in five double-doubles as well, meaning she 14 matches left to top that.
- Fellow outside hitter Ester Talamazzi has had two double-doubles this year, which were ironically on the same day - Sept. 7 against IUPUI and Ohio.

TECH OPENERS

- Head Coach Jill Wilson became just the second coach in Tech history to begin her first two opening weekends with a perfect 6-0 record.
- Chris Riley went 6-0 in 2006 and '07, while the previous next best was Greg Smith (4-2) in 2000 and '01.

AVCA ACADEMIC HONOR

- The AVCA announced that Tech earned the Team Academic Honors for the 2017-18 season.
- The award is given to teams that hold an average 3.30 cumulative team GPA.
- The Hokies finished the academic year with a cumulative team grade point average of 3.34.
- Tech was one of five ACC schools to make the list, joining Florida State, Louisville, Miami (Fla.) and Pitt.

CAREER HIGHS FOR DAYS

- Sophomore Kai Young, a native of Charlotte, North Carolina, put on for her city in the final match against her hometown 49ers.
- The middle blocker rewrote her career high for kills (13 and blocks (eight)). Her previous bests were seven in each department and that came in the same match against Boston College on Oct. 29, 2017.
- Middle blocker Marisa Cerchio had herself a day against the 49ers, too, tallying a line of 15 kills and 10 blocks to mark her first-ever double-double and both were career highs.
- Cerchio's top previous numbers were 12 kills against Virginia on Sept. 27, 2017, and three blocks versus Ole Miss on Sept. 1, 2017.

SMITH LIVED UP TO THE HYPE

- Kaity Smith was included on PrepVolleyball.com's list of Top Impact Freshmen last fall during the preseason.
- Smith was named to the PrepVolleyball.com top-five impact freshman from Week 1, after her incredible weekend in Milwaukee, and finished on the All-Freshmen Honorable Mention Team.

A DEBUT FOR THE AGES

- Kaity Smith placed her self in the record books on Aug. 25, 2017, when she led the Hokies to a 3-2 victory over Idaho State.
- Smith's 30 kills against the Bengals did the following in Tech's storied history:
 - Most ever in a debut.
 - Second freshman in school history to have over 30 kills in a match in their first season.
- Virginia Tech Sports Hall of Famer Lisa Pikalek racked up 38 against Southern Miss on Nov. 7, 1992.
- Tied for the seventh-most kills in Hokie history.

SMITH'S ROOKIE CAMPAIGN

- Kaity Smith had quite the rookie campaign as the outside hitter sits fifth all-time in Tech history for kills per set by a freshman, passing Lindsey Owens kills per set mark of 2.85 set in 2013.

#	Name	Year	K/S
1.	Lisa Pikalek	1989	3.78
2.	Taylor Parrish	2006	3.73
3.	Sarah Muñoz	2005	3.46
4.	Annie Spicer	2001	3.30
5.	Kaity Smith	2017	3.25

TEAM MATCH-BY-MATCH

Date	Opponent	sp	attack			set			serve			recept			blocking				bhe	points	score			
			k	e	ta	pct	a	ta	pct	sa	se	ta	pct	re	ta	pct	dig	bs				ba	be	total
Aug 24, 2018	vs USC Upstate	3	44	10	86	.395	41	87	.471	3	5	74	.932	4	45	.911	40	0	18	2	9.0	2	-	3-0
Aug 25, 2018	vs Presbyterian	3	43	20	112	.205	39	112	.348	7	3	74	.959	1	51	.980	49	1	12	1	7.0	2	-	3-0
Aug 25, 2018	at Charlotte	5	69	35	178	.191	67	181	.370	4	6	104	.942	7	90	.922	81	1	34	4	18.0	0	-	3-2
Aug 31, 2018	WILLIAM & MARY	3	35	9	68	.382	28	64	.438	13	6	74	.919	2	37	.946	23	0	12	0	6.0	2	-	3-0
Aug 31, 2018	CAMPBELL	3	37	10	85	.318	35	83	.422	11	8	74	.892	2	46	.957	37	0	10	0	5.0	1	-	3-0
Sep 01, 2018	ROBERT MORRIS	4	59	25	150	.227	52	142	.366	13	9	96	.906	3	70	.957	69	0	12	0	6.0	1	-	3-1
Sep 07, 2018	vs IUPUI	4	56	17	137	.285	53	134	.396	7	7	95	.926	3	65	.954	58	5	18	0	14.0	0	-	3-1
Sep 07, 2018	at Ohio	4	58	16	127	.331	52	128	.406	5	12	98	.878	4	74	.946	56	0	16	0	8.0	0	-	3-1
Sep 08, 2018	vs Samford	3	26	14	86	.140	25	91	.275	0	6	56	.893	4	61	.934	34	1	6	1	4.0	0	-	0-3
Sep 11, 2018	VCU	3	43	12	103	.301	41	104	.394	4	4	74	.946	2	53	.962	39	1	14	0	8.0	0	-	3-0
Sep 15, 2018	vs Baylor	3	39	17	107	.206	38	108	.352	3	7	62	.887	6	72	.917	40	0	2	3	1.0	1	-	0-3
Sep 16, 2018	at UTSA	4	57	20	141	.262	54	145	.372	2	6	84	.929	4	84	.952	59	1	10	5	6.0	2	-	1-3
Sep 21, 2018	PITT	3	31	22	98	.092	27	96	.281	1	7	56	.875	6	69	.913	30	1	10	0	6.0	1	-	0-3
Sep 23, 2018	VIRGINIA	3	47	19	103	.272	43	102	.422	3	8	74	.892	0	56	1.000	42	1	14	1	8.0	1	-	3-0
Sep 28, 2018	NORTH CAROLINA	3	42	19	110	.209	40	107	.374	3	8	74	.892	2	49	.959	47	0	12	0	6.0	0	-	3-0
Sep 30, 2018	NC STATE	4	46	30	141	.113	43	139	.309	5	4	92	.957	2	84	.976	56	1	10	3	6.0	2	-	1-3
Virginia Tech		55	732	295	1832	.239	678	1823	.372	84	106	1261	.916	52	1006	.948	760	13	210	20	118.0	15	-	
		55	625	308	1808	.175	593	1835	.323	52	108	1115	.903	85	1155	.926	695	11	176	22	99.0	12	-	

Sets played: 55
 Kills per set: 13.31
 Assists per set: 12.33

Service aces per set: 1.53
 Digs per set: 13.82
 Blocks per set: 2.15

Ball handling errors per set: 0.27
 Reception errors per set: 0.95



PROGRAM HISTORY	
First Year	1977
All-Time Record	737-648-3
Conference Champions	(1) 1972, Metro
Tournament Championships	None
NCAA Tournaments	(1) 2010
NIVC Tournaments (0) Steve Lowe Award	1982
Postseason Record	1-1
Best record	(1992) 26-11
Best in NCAAs	(2010) 1-1
Players signed pro	12 since 2006
CASSELL COLISEUM	
Capacity	9,275
Opened	1962
Renovation	2017
Tech Record	374-169 (.689)
Attendance High in 2017	2,361
Winning Seasons	20
MILESTONES HUNT	
75 Aces	Carol Raffety, 62
250 Blocks	Jaila Tolbert, 259
1,000 Kills	Jaila Tolbert, 856
1,500 Digs	Carol Raffety, 1,131
3,000 Assists	Rhegan Mitchell, 3,053
100 Matches Played	Rhegan Mitchell, 93

SCOUTING GEORGIA TECH

- Georgia Tech (12-6, 1-4 ACC) is coming off a 3-2 win over Clemson on Wednesday, winning its 11th match of the year at home. Last weekend, the Yellow Jackets fell to No. 25 Louisville on Friday, 3-0, and took Notre Dame to five sets on Sunday, losing the final frame 15-12.
- The Yellow Jackets had a strong showing in nonconference play, going 11-2 for a .846 winning percentage. GT picked up two Power Five wins against Arkansas (6-8, 0-4 ACC) and Georgia (11-4, 2-2 SEC), while its two losses were to Alabama (13-4, 1-3 SEC) and Marshall (8-10, 1-3 C-USA).
- Head Coach Michelle Collier enters her fifth year in Atlanta and owns a record of 80-64 (.556) at Georgia Tech. Collier's best season came in 2016, when she coached the Jackets to a 24-8 (.750) overall record and a 15-5 (.750) mark in conference play.
- Freshman Mariana Brambilla has made her mark on the league, leading the ACC in points (281.5) and kills (254) on the year. Middle blocker Kodie Comby also ranks high among ACC players, owning a hitting percentage per set mark of .403, the fourth-best clip in the conference.

SCOUTING CLEMSON

- Clemson (9-9, 0-5 ACC) is entering this weekend's matchup after falling 3-2 to Georgia Tech on Wednesday. Similar to the Yellow Jackets, the Tigers took their opponent on Sunday to five sets but ended up losing the final stanza 16-14 to No. 25 Louisville, while they loss to Notre Dame on Friday 3-0.
- The Tigers went 9-4 in non-league action for a .692 winning percentage, improving upon last season's nonconference record of 5-7. In 2018, Clemson earned an SEC win as well, similar to Georgia Tech, taking down Mississippi State (5-11, 1-2 SEC) in five sets.
- Head Coach Michaela Franklin enters her second season year in Clemson, being in the same coaching class as Tech coach Jill Wilson. Franklin led the Tigers to a 7-25 (.219) record her first year after being the associate head coach at Iowa.
- Freshman Gabby Easton owns the top assists per set mark in the ACC with 11.01, while outside hitter Alyssa Deloney ranks eighth in the conference and first among non-middle blockers in hitting percentage with .369.

OPPONENT MATCH-BY-MATCH

Date	Opponent	sp	attack			set			serve			recept			dig	blocking				bhe	points	score		
			k	e	ta	pct	a	ta	pct	sa	se	ta	pct	re		ta	pct	bs	ba				be	total
Aug 24, 2018	vs USC Upstate	3	26	25	99	.010	24	97	.247	4	3	48	.938	3	69	.957	28	0	4	3	2.0	0	-	3-0
Aug 25, 2018	vs Presbyterian	3	28	19	101	.089	26	107	.243	1	3	55	.945	7	71	.901	42	1	10	0	6.0	2	-	3-0
Aug 25, 2018	at Charlotte	5	49	22	164	.165	47	172	.273	7	8	98	.918	4	98	.959	63	5	22	7	16.0	0	-	3-2
Aug 31, 2018	WILLIAM & MARY	3	20	21	73	-.014	18	78	.231	2	4	41	.902	13	68	.809	21	2	0	2	2.0	0	-	3-0
Aug 31, 2018	CAMPBELL	3	27	22	92	.054	25	91	.275	2	5	51	.902	12	66	.818	33	0	6	0	3.0	0	-	3-0
Sep 01, 2018	ROBERT MORRIS	4	39	11	129	.217	36	135	.267	3	8	78	.897	13	87	.851	62	0	10	0	5.0	4	-	3-1
Sep 07, 2018	vs IUPUI	4	42	25	135	.126	40	138	.290	3	6	71	.915	7	88	.920	59	1	10	0	6.0	0	-	3-1
Sep 07, 2018	at Ohio	4	50	24	141	.184	46	137	.336	4	11	85	.871	5	86	.942	45	1	8	1	5.0	0	-	3-1
Sep 08, 2018	vs Samford	3	46	15	98	.316	43	96	.448	4	12	73	.836	0	50	1.000	40	1	10	2	6.0	0	-	0-3
Sep 11, 2018	VCU	3	36	24	102	.118	35	106	.330	2	3	56	.946	4	70	.943	40	0	14	0	7.0	0	-	3-0
Sep 15, 2018	vs Baylor	3	45	10	99	.354	42	97	.433	6	4	76	.947	3	55	.945	39	0	8	2	4.0	2	-	0-3
Sep 16, 2018	at UTSA	4	63	13	140	.357	59	139	.424	4	10	94	.894	2	78	.974	56	0	12	3	6.0	0	-	1-3
Sep 21, 2018	PITT	3	38	16	90	.244	38	89	.427	6	4	73	.945	1	49	.980	38	0	22	0	11.0	2	-	0-3
Sep 23, 2018	VIRGINIA	3	32	16	96	.167	31	98	.316	0	6	62	.903	3	66	.955	29	0	14	0	7.0	1	-	3-0
Sep 28, 2018	NORTH CAROLINA	3	27	21	103	.058	27	105	.257	2	9	58	.845	3	66	.955	41	0	12	1	6.0	0	-	3-0
Sep 30, 2018	NC STATE	4	57	24	146	.226	56	150	.373	2	12	96	.875	5	88	.943	59	0	14	1	7.0	1	-	1-3
Opponent totals		55	625	308	1808	.175	593	1835	.323	52	108	1115	.903	85	1155	.926	695	11	176	22	99.0	12	-	
		55	732	295	1832	.239	678	1823	.372	84	106	1261	.916	52	1006	.948	760	13	210	20	118.0	15	-	

Sets played: 55
 Kills per set: 11.36
 Assists per set: 10.78

Service aces per set: 0.95
 Digs per set: 12.64
 Blocks per set: 1.80

Ball handling errors per set: 0.22
 Reception errors per set: 1.55



MATCH-BY-MATCH LEADERS

Opponent	Date	Kills	% (min. 12 A)	Assists	Aces	Digs	Blocks
USC Upstate (W, 3-0)	Aug. 24	14 - Smith	.636 - Tolbert	16 - Mitchell	2 - Talamazzi	9 - (2 players)	5- (2 players)
Presbyterian (W, 3-0)	Aug. 24	13 - Smith	.480 - Smith	23 - Mitchell	3 - Cerchio	15 - Smith	4 - Cerchio
Charlotte (W, 3-2)	Aug. 25	15 - Cerchio	.300 - Tolbert	48 - Mitchell	1 - (4 players)	22 - Talamazzi	10 - Cerchio
William & Mary (W, 3-0)	Aug. 31	13 - Cerchio	.812 - Cerchio	12 - Mitchell	8 - Talamazzi	6 - Mitchell	4 - Cerchio
Campbell (W, 3-0)	Aug. 31	9 - Tolbert	.562 - Tolbert	15 - (2 players)	3 - Talamazzi	13 - Raffety	3 - Cerchio
Robert Morris (W, 3-1)	Sept. 1	17 - Smith	.429 - Cerchio	45 - Jackson	4 - McKinzie	21 - Raffety	5 - Robinson
IUPUI (W, 3-1)	Sept. 7	18 - Smith	.381 - Tolbert	38 - Mitchell	3 - (2 players)	13 - Talamazzi	9 - Cerchio
Ohio (W, 3-1)	Sept. 7	17 - Tolbert	.500 - Cerchio	42 - Mitchell	2 - Smith	14 - (2 players)	6 - Cerchio
Samford (L, 3-0)	Sept. 8	8 - Tolbert	.357 - Tolbert	19 - Mitchell	None	11 - Raffety	3 - Cerchio
VCU (W, 3-0)	Sept. 11	10 (2 players)	.625 - Tolbert	36 - Mitchell	1 (4 players)	17 - Raffety	5 - Young
No. 18 Baylor (L, 3-0)	Sept. 15	17 - Smith	.409 - Tolbert	28 - Mitchell	1 - (3 players)	11 - Talamazzi	1 - (2 players)
No. 9 Pitt (L, 3-0)	Sept. 21	10 - Tolbert	.312 - Cerchio	25 - Mitchell	1 - Raffety	14 - Raffety	4 - Young
Virginia (W, 3-0)	Sept. 23	13 - Tolbert	.529 - Cerchio	42 - Mitchell	1 - (3 players)	11 - Smith	5 - Cerchio
North Carolina (W, 3-0)	Sept. 28	16 - Smith	.368 - Tolbert	30 - Mitchell	2 - Smith	14 - Raffety	4 - (2 players)
NC State (L, 3-1)	Sept. 30	14 - Tolbert	.344 - Tolbert	30 - Mitchell	3 - Talamazzi	20 - Raffety	3 - Cerchio

DOUBLE-DOUBLES COUNT

Who	What	When
Kaity Smith.....	13 K, 15 D.....	vs. Presbyterian (8/25)
Kaity Smith.....	14 K, 14 D.....	at Charlotte (8/25)
Marisa Cerchio.....	15 K, 10 B.....	at Charlotte (8/25)
Talyn Jackson.....	45 A, 13 D.....	vs. Robert Morris (9/1)
Kaity Smith.....	18 K, 12 D.....	vs. IUPUI (9/7)
Ester Talamazzi.....	10 K, 13 D.....	vs. IUPUI (9/7)
Ester Talamazzi.....	10 K, 10 D.....	at Ohio (9/7)
Kaity Smith.....	14 K, 14 D.....	at Ohio (9/7)
Kaity Smith	11 K, 11 D	vs. Virginia (9/23)

TEAM, PLAYER & OPPONENT HIGHS

Kills	
Team	69 at Charlotte (8/25)
Player	Kaity Smith - 18 vs. IUPUI (9/7)
Opponent	63 - UTSA (9/16)
Attack Percentage	
Team	.395, 44-10-86 vs. USC Upstate (8/25)
Player (min. 12 kills)	Marisa Cerchio - .812, 13-0-16 vs. William & Mary (8/31)
Opponent	.357, 63-13-140 - UTSA (9/16)
Assists	
Team	67 at Charlotte (8/25)
Player	Rhegan Mitchell - 48 at Charlotte (8/25)
Opponent	59- UTSA (9/16)
Service Aces	
Team	13 (2x) last vs. Robert Morris (9/1)
Player	Ester Talamazzi - 8 vs. William & Mary (8/31)
Opponent	7- Charlotte (8/25)
Digs	
Team	81 at Charlotte (8/25)
Player	Ester Talamazzi - 22 at Charlotte (8/25)
Opponent	63 - Charlotte (8/25)
Total Blocks	
Team	18 at Charlotte (8/25)
Player	Marisa Cerchio - 10 at Charlotte (8/25)
Opponent	16 - Charlotte (8/25)





Jill WILSON

- Second season at Virginia Tech
- 16th as a coach in Division I
- Produced 15 All-SEC players and '02 ACC Player of the Year
- Averaged 20-plus wins per year at LSU (10 years)

The Wilson File

PERSONAL

BORN: May 6, 1979

HOMETOWN: Richmond, Texas

FAMILY: Husband, Jared

COACHING RECORD AT VIRGINIA TECH: 21-26 (2nd year)

CAREER HEAD COACHING RECORD: 21-26 (.447)

EDUCATION

LSU - Bachelor of Science - Business Admin., 2001

JOINED TECH STAFF: Jan. 12, 2017

YEARS OF COLLEGIATE HEAD COACHING: 1

YEARS OF COLLEGIATE COACHING: 15

COACHING HISTORY

2017- Virginia Tech (Head Coach)

2013-16 LSU (Associate Head Coach)

2007-12 LSU (Assistant Coach)

2006-07 Wake Forest (Assistant Coach)

2002-05 North Carolina (Assistant Coach)

2001-02 Tennessee-Martin (Graduate Assistant)

PLAYING HISTORY

1997-00 LSU (outside hitter)

4-year letterwinner and starter

Ranked 6th in the SEC with 23 service aces senior year

Appeared in the 2000 SEC Tournament finals

POSTSEASON EXPERIENCE

LSU 2014 (First Round - Eugene, Ore.)

Defeated Oklahoma, Loss to Oregon

2013 (First Round - Seattle, Wash.)

Defeated Michigan, Loss to Washington

2010 (First Round - Norman, Okla.)

Loss to Tulsa

2009 (First Round - Baton Rouge, La.)

Defeated Tulane, Loss to Texas A&M

2008 (First Round - Los Angeles, Calif.)

Loss to UCLA

2007 (First Round - Austin, Texas)

Defeated New Mexico State, Loss to Texas

UNC 2002 (Regionals - Lincoln, Neb.)

Defeated Winthrop, South Carolina at home

Loss to Hawai'i

Jill Lytle Wilson was named the head coach of the Virginia Tech volleyball program on January 12, 2017, and enters her second year in Blacksburg.

In her first season as the head coach of the Hokies in 2017, Wilson guided Jaila Tolbert to second-team All-ACC after she owned the highest hitting percentage in the conference for non-middle blockers. Tolbert, a right-side hitter, hit more than .300 in 20 matches and earned Virginia Sports Information Directors (VaSID) all-state honors.

Wilson also was key in the development of Kaity Smith, who was named to the ACC All-Freshman Team, as well as the VaSID Freshman of the Year. Smith started the season breaking a school record, putting down 30 kills in her debut – a program first.

Picking up two wins over Virginia in her first season, Wilson contributed to a full point in the Virginia529 Commonwealth Clash. Wilson led Tech to two nonconference tournament titles her opening season, winning the Pepsi Panther Invitational and A-State Invitational. At the A-State Invitational, the Hokies took down Arkansas State and SMU, two teams that won 20-plus matches and earned a bid to the National Invitational Volleyball Championship (NIVC).

Wilson joined the Hokies after an extremely successful run on the bench at LSU where, as the recruiting coordinator, she signed five top-30 recruiting classes according to PrepVolleyball.com. She also helped lead the Tigers to six NCAA Tournament appearances and the 2009 SEC Championship, as well as 25-win seasons in 2007, 2009 and 2010. The Tigers averaged over 20 wins per season during her time on the LSU staff.

"We are excited to welcome Jill and her husband, Jared, to Virginia Tech," Virginia Tech Director of Athletics Whit Babcock said after the announcement of her hiring. "Jill served as an integral component of an LSU program that became a perennial NCAA tournament team during her tenure in the highly-competitive Southeastern Conference. We heard from some of the most respected coaches in the country about Jill's many talents, and their sentiments were very consistent that the school that recruited her away from her alma mater was going to be fortunate to have Jill lead their volleyball program."

Along with her reputation as a staunch recruiter, Wilson helped produce 15 All-SEC selections, four American Volleyball Coaches Association All-South Region First Team picks and an AVCA First Team All-American and SEC Player of the Year in middle blocker Brittnee Cooper.

No stranger to the ACC, Wilson was an assistant at North Carolina from 2002-04 before serving as the top assistant at Wake Forest in 2006. She coached two All-Americans, an ACC Player of the Year and helped lead the Tar Heels to the 2002 regular season ACC Championship and an NCAA Sweet Sixteen appearance. With the Demon Deacons, Wilson trained outside and right side hitters along with assisting in recruiting prospective student-athletes and organizing all team travel.

Wilson broke into coaching in 2001 as a graduate assistant coach at Tennessee-Martin. The Skyhawks finished the campaign with a 24-7 record and won the Ohio Valley Conference regular season championship.

A four-year starter at outside hitter at LSU from 1997-2000, Wilson ranked sixth in the SEC with 23 service aces during her senior campaign that also saw the Tigers appear in the 2000 SEC Tournament finals.

Wilson exemplified the Virginia Tech spirit of Ut Prosim while she was a student-athlete. She was the Tigers' representative on the women's at-large SEC Good Works Team in 1999-00 and she was named the LSU Student-Athlete Volunteer of the Year in 2000.

The Richmond, Texas native graduated from LSU with a B.S. in business administration with concentration in pre-law. While at UT-Martin, Wilson pursued graduate studies in health and human performance.





CAROL RAFFETY

Junior | 5-11
L/DS | Novato, Calif.

High School/Club Team
Marin Catholic | Absolute

Major: Criminology

5



ANGEL ROBINSON

Freshman | 6-0
MB | Norman, Okla.

High School/Club Team
Norman North | Peak

Major: University Studies

6

Hokie Invitational All-Tournament Team

AT THE NET

- Currently No. 13 all-time in program history for career digs, passing Melissa Markowski (2002-05) with 1,131.
Had her fourth 20-dig match of the year vs. NC State (9/30).
Tallied 14 digs and two assists against North Carolina (9/28).
Collected nine digs versus Virginia (9/23).
Turned in 14 digs versus then-No. 9 Pitt (9/21).
Recorded five assists and 20 digs against UTSA (9/16).
Recorded 13 digs, including her 1,000th career dig in the third set to become the 18th Hokie to ever accomplish the feat, and three assists versus IUPUI (9/7).
Collected a season-high 21 digs against Robert Morris (9/1).
Played in all 31 matches in 2017.
Had a career night against Milwaukee, tallying 14 digs and set two career highs - assists (7) and service aces (4).
Scooped up 10-plus digs in 18 straight matches.
Broke the freshman digs record with 481 in 2016, a mark that had been held by Amanda Cloyd since 2004.

SEASON HIGHS

Kills 1 (2x)
Hitting percentage 1.00 vs. Virginia (9/23/18)
Assists 7 vs. USC Upstate (8/25/18)
Aces 2 vs. Presbyterian (8/25/18)
Digs 21 vs. Robert Morris (9/1/18)
Blocks

CAREER HIGHS

Kills 9 at Florida State (10/14/16)
Hitting percentage 1.00 at No. 19 Florida State (9/24/17)
Assists 7 (2x)
Aces 4 at Milwaukee (8/26/17)
Digs 28 vs. Appalachian State (8/26/16)
Blocks 1 at Florida State (10/14/16)

2018 MATCH-BY-MATCH STATS

Table with columns: Date, Opponent, sp, k, e, ta, pct, a, sa, ts, pct, re, ta, pct, bs, ba, be, total, bhe, points, hlt%, score. Lists match data for 2018.

Sets played: 55
Kills per set: 0.04
Assists per set: 1.04
Service aces per set: 0.18
Digs per set: 3.82

AT THE NET

- Tied her career high in kills with three along with one block against UTSA (9/16).
Played in two set against Samford (9/8).
Recorded her best match to date, posting three kills and five blocks, both career highs, versus Robert Morris (9/1).
Tallied her first-ever ace against William & Mary (8/31).
Put down the first kill of her career versus Presbyterian (8/25).
Debut came against USC Upstate (8/24) in the season opener, tallying a block.
Four-year letterwinner coached by Stephanie Kane at North Norman.
Guided North Norman to the OSSAA 6A State Championship matches two years in a row, finishing runner-up in 2016 and 2017.
Also led the Timberwolves to an unblemished record in conference play and a 31-4 overall record in 2017.
2017 OSSAA All-State Big West selection.
2017 OSSAA All-State Tournament Team selection.
Team captain in 2017.
Earned the most driven athlete award.
Tabbed most improved player her ninth-grade season.

SEASON/CAREER HIGHS

Kills 3 (2x)
Hitting percentage 500 vs. Presbyterian (8/25/18)
Assists
Aces 1 vs. William & Mary (8/31/18)
Digs
Blocks 5 vs. Robert Morris (9/1/18)

2018 MATCH-BY-MATCH STATS

Table with columns: Date, Opponent, sp, k, e, ta, pct, a, sa, ts, pct, re, ta, pct, bs, ba, be, total, bhe, points, hlt%, score. Lists match data for 2018.

Sets played: 13
Kills per set: 0.54
Service aces per set: 0.08
Blocks per set: 0.54





TESSA WYNER

Freshman | 5-11
OH | Charleston, W.Va.

High School/Club Team
George Washington | River Cities Thunder

Masters: Biology

7

AT THE NET

- Set a career-high two digs versus UTSA (9/16).
Scooped up a dig against Baylor (9/15).
Played in a set against Samford (9/8), getting an attack.
Appeared in a set against William & Mary.
Debut came versus Presbyterian (8/25), posting an assist.
Four-year varsity letterwinner coached by Missy Smith at George Washington.
Three-time West Virginia Gatorade Player of the Year.
Two-time West Virginia Sports Writers Association Player of the Year.
Mountain State Athletic Conference Player of the Year.
Four-time first-team All-State selection.
Led George Washington to a WVSSAC state championship.
MaxPreps Underclassmen All-American.
PrepVolleyball All-American.
Guided her club team to winning USA 18 Nationals, the first time a team from West Virginia had ever done so.
Captain.

SEASON/CAREER HIGHS

Kills.....
Hitting percentage.....
Assists.....1 vs. Presbyterian (8/25/18)
Aces.....
Digs.....2 at UTSA (9/16/18)
Blocks.....

2018 MATCH-BY-MATCH STATS

Table with columns: Date, Opponent, sp, k, a, ta, pct, s, ts, pct, sa, se, ta, pct, re, ta, pct, dig, bs, ba, bp, total, bhe, points, team, rank, score

Sets played: 5
Kills per set: 0.00
Assists per set: 0.20
Digs per set: 0.60



RHEGAN MITCHELL (like Ronald Reagan)

r-Senior | 5-8
S | Peachtree City, Ga.

High School/Club Team
McIntosh | Tsunami

Major: Human Nutrition, Exercise
(like Ronald Reagan)

9

2017-18 ACC All-Academic Honor Roll
Pepsi Panther Invitational MVP
Pepsi Panther Invitational All-Tournament Team
A-State Invitational All-Tournament Team

AT THE NET

- Posted 30 assists in both matches against NC State and UNC.
Tallied 42 assists, fourth-most assists by an ACC player in three sets this season, and seven digs against Virginia (9/23).
Registered 43 assists, seven digs and her second-most blocks of the season with three versus UTSA (9/16).
Had 36 assists and tied a season-high four kills vs. VCU (9/11).
Had a near double-double against Ohio (9/7), recording 42 assists, nine digs and two kills and blocks.
Dished out 48 assists and collected nine digs, five blocks and four kills against Charlotte (8/25).
Played in all 31 matches with 29 starts in 2017.
Set a career-high 65 assists in the opener against Idaho State.
Was one of only six players in the ACC to own more than 1,000 assists on the year, the first Hokie since 2013 to do so.
Racked up a team-high eight double-doubles last fall.

SEASON HIGHS

Kills.....4 (2x)
Hitting percentage.....800 vs. VCU (9/11/18)
Assists.....48 at Charlotte (8/25/18)
Aces.....2 vs. Campbell (8/31/18)
Digs.....9 at Charlotte (8/25/18)
Blocks.....5 at Charlotte (8/25/18)

CAREER HIGHS

Kills.....6 vs. Miami (11/19/17)
Hitting percentage.....1.00 vs. Idaho State (8/25/17)
Assists.....65 vs. Idaho State (8/25/17)
Aces.....2 (2x)
Digs.....15 vs. Clemson (10/16/15)
Blocks.....5 (2x)

2018 MATCH-BY-MATCH STATS

Table with columns: Date, Opponent, sp, k, a, ta, pct, s, ts, pct, sa, se, ta, pct, re, ta, pct, dig, bs, ba, bp, total, bhe, points, team, rank, score

Sets played: 51
Kills per set: 0.41
Assists per set: 0.73
Service aces per set: 0.10
Digs per set: 1.82
Blocks per set: 0.37



KYLIE THOMAS

Sophomore | 5-7
L/DS | Sterling, Va.

High School/Club Team
Dulles | Potomac Falls

Major: National Security, Foreign Affairs

10

2017-18 ACC Academic Honor Roll

AT THE NET

- Had seven digs and an ace versus NC State (9/30).
- Dished out two assists along with five digs vs. UNC (9/28).
- Racked up four digs against rival Virginia (9/23).
- Notched two digs against then-No. 9 Pitt (9/21).
- Posted her second-most assists of the season with three and had seven digs versus UTSA (9/16).
- Had seven digs and a career-high three aces vs. IUPUI (9/7).
- Scooped up a season-high 10 digs, the second-most of her career, and recorded two assists against Robert Morris (9/31).
- Had nine digs, one ace and assist against Charlotte (8/25).
- Posted eight digs and a career-high four assists in the season opener versus USC Upstate (8/24).
- Played in 20 matches, drawing one start in 2017.
- Debut at the college level came against Ole Miss, where she tallied a service ace and one dig.
- Followed it up with her best match of the season, posting a career-high 13 digs and two assists versus Arkansas State.

SEASON HIGHS

Kills
Hitting percentage.....
Assists.....4 vs. USC Upstate (8/24/18)
Aces3 vs. IUPUI (9/17/18)
Digs.....10 vs. Robert Morris (9/1/18)
Blocks.....

CAREER HIGHS

Kills
Hitting percentage.....
Assists.....4 vs. USC Upstate (8/24/18)
Aces3 vs. IUPUI (9/17/18)
Digs.....13 at Arkansas State (9/1/17)
Blocks.....

2018 MATCH-BY-MATCH STATS

Date	Opponent	sp	k	e	ta	ptc	a	ta	ptc	sa	se	ta	ptc	re	ta	ptc	bs	ba	be	total	bhe	points	hfk%	score	
Aug 24, 2018	vs USC Upstate	3	0	0	0.000	4	7	57%	1	1	8	87%	0	10	1,000	8	0	0	0	0	0	0	-	-395	3-0
Aug 25, 2018	vs Presbyterian	3	0	0	0.000	1	6	16%	1	0	8	1,000	0	10	1,000	6	0	0	0	0	0	0	-	-205	3-0
Aug 25, 2018	at Charlotte	3	0	0	0.000	1	4	25%	0	0	21	83%	1	17	84%	6	0	0	0	0	0	0	-	-181	3-2
Aug 31, 2018	WILLIAM & MARY	3	0	0	0.000	1	5	20%	0	1	5	83%	1	7	85%	3	0	0	0	0	0	0	-	-382	3-0
Aug 31, 2018	CAMPBELL	3	0	0	0.000	0	1	0.00%	1	0	13	1,000	0	8	1,000	4	0	0	0	0	0	0	-	-318	3-0
Sep 01, 2018	ROBERT MORRIS	4	0	0	0.000	2	4	50%	1	1	12	91%	0	5	1,000	10	0	0	0	0	0	0	-	-227	3-1
Sep 07, 2018	vs IUPUI	4	0	0	0.000	0	2	0.00%	3	1	18	94%	0	3	1,000	7	0	0	0	0	0	0	-	-265	3-1
Sep 07, 2018	at Ohio	4	0	0	0.000	0	3	0.00%	0	2	17	88%	1	10	90%	6	0	0	0	0	0	0	-	-331	3-1
Sep 08, 2018	vs Samford	3	0	0	0.000	0	0	0.00%	0	0	9	1,000	0	14	1,000	3	0	0	0	0	0	0	-	-140	0-3
Sep 11, 2018	VCU	3	0	0	0.000	0	1	0.00%	0	1	12	91%	0	12	1,000	4	0	0	0	0	0	0	-	-301	3-0
Sep 15, 2018	vs Baylor	3	0	0	0.000	0	1	0.00%	0	0	11	1,000	0	0	0.00%	2	0	0	0	0	0	0	-	-206	0-3
Sep 16, 2018	at UTSA	4	0	0	0.000	3	4	75%	0	1	15	93%	1	11	90%	7	0	0	0	0	1	0	-	-262	1-3
Sep 21, 2018	PITT	3	0	0	0.000	0	2	0.00%	0	1	13	92%	2	0	0	0	0	0	0	0	0	0	-	-092	0-3
Sep 23, 2018	VIRGINIA	2	0	0	0.000	0	0	0.00%	0	2	6	66%	0	1	1,000	4	0	0	0	0	0	0	-	-272	3-0
Sep 28, 2018	NORTH CAROLINA	*3	0	0	0.000	2	5	40%	0	0	9	1,000	0	9	1,000	5	0	0	0	0	0	0	-	-209	3-0
Sep 30, 2018	NC STATE	4	0	0	0.000	0	3	0.00%	1	0	13	1,000	0	7	1,000	7	0	0	0	0	0	0	-	-113	1-3
Totals		54	0	0	0.000	14	48	29%	9	10	185	94%	5	137	95%	87	0	0	0	0	0	0	-	-	

Sets played: 54
Assists per set: 0.26

Service aces per set: 0.17
Digs per set: 1.61
Blocks per set: 0.00



SARAH JANE LYNCH

Freshman | 6-2
S | Roswell, Ga.

High School/Club Team
Mount Pisgah Christian | A5

Major: General Engineering

11

AT THE NET

- Tallied a dig against NC State (9/30).
- Notched a career-high three digs vs. North Carolina (9/28).
- Recorded her first career dig, an impressive pancake, against Virginia (9/23).
- Saw two sets of action against then-No. 9 Pitt (9/21).
- Laid in her first collegiate match against UTSA (9/16).
- Three-year letterwinner coached by Leah Longoria at Mount Pisgah Christian.
- Named to the Class of 2018 Senior Aces Top 150.
- First team GHSA All-State in 2016.
- Honorable mention GHSA All-State in 2014.
- Two-time All-Area selection.
- Team MVP in 2016 and 2014.
- Guided A5 to the 2016 USA Volleyball National Championship crown in 16-U Open Division, while being named to the all-tournament team.
- Tabbed AAU All-American in 2016 after leading A5 to the AAU National Championship in 2016.
- Broke two program records in kills (310) and hitting percentage (.310) as a freshman.
- Named to PrepVolleyball.com Frosh59 list.
- Three-year member of the National Honor Society.
- Georgia Certificate of Merit Scholar.
- President of Mount Pisgah Chapter of the Tri-M Music Honor Society.
- Mount Pisgah Honors Scholarship Program Recipient.

SEASON/CAREER HIGHS

Kills
Hitting percentage.....
Assists.....
Aces.....
Digs.....3 vs. North Carolina (9/28/18)
Blocks.....

2018 MATCH-BY-MATCH STATS

Date	Opponent	sp	k	e	ta	ptc	a	ta	ptc	sa	se	ta	ptc	re	ta	ptc	bs	ba	be	total	bhe	points	hfk%	score	
Sep 16, 2018	at UTSA	1	0	0	0.000	0	0	0.00%	0	0	1	1,000	0	0	0.00%	0	0	0	0	0	0	0	-	-252	1-3
Sep 21, 2018	PITT	2	0	0	0.000	0	0	0.00%	0	0	4	1,000	0	0	0.00%	0	0	0	0	0	0	0	-	-092	0-3
Sep 23, 2018	VIRGINIA	2	0	0	0.000	0	0	0.00%	0	0	5	1,000	0	0	0.00%	1	0	0	0	0	0	0	-	-272	3-0
Sep 28, 2018	NORTH CAROLINA	3	0	0	0.000	0	0	0.00%	0	0	15	1,000	0	0	0.00%	8	0	0	0	0	0	0	-	-209	3-0
Sep 30, 2018	NC STATE	4	0	0	0.000	0	0	0.00%	0	0	1	1,000	0	1	1,000	0	0	0	0	0	0	0	-	-113	1-3

Sets played: 12

Digs per set: 0.42





PEYTON YELICH

Freshman | 6-3
MB | Crown Point, Ind.

High School/Club Team
Crown Point | Ignite Elite

Major: University Studies

13

AT THE NET

- Saw her first in-game action of the season against UTSA (9/16), tallying two kills and a hitting percentage of .500.
- Four-year letterwinner coached by Allison Duncan at Crown Point.
- IHSAA All-State selection.
- Two-time all-conference pick.
- Two-time All-Area honoree.
- Led Crown Point to two perfect seasons in conference play, garnering two conference titles and two sectional and regional crowns.
- Guided Crown Point to the IHSAA State Championship match.
- Three-time Indiana All-Star Team member.
- IHSAA North vs. South MVP.
- Three-time Blocker of the Year.
- 2016 AVCA Phenom List honoree.
- Led Ignite Elite to a third-place finish at the 18U Open Divisions in Gold.
- PrepVolleyball.com's Preseason High School All-American Watch List.
- Under Armour All-American Watch List.
- Team captain in 2017.

SEASON/CAREER HIGHS

Kills2 at UTSA (9/16/18)
Hitting percentage......500 at UTSA (9/16/18)
Assists.....
Aces.....
Digs.....
Blocks.....

2018 MATCH-BY-MATCH STATS

Date	Opponent	sets	k	e	ta	act	a	ta	act	sa	se	ta	act	re	ta	act	dig	bl	ta	be	totl	bha	points	team
Sep 16, 2018	at UTSA	2	2	0	4	.500	0	0	.000	0	0	0	.000	0	0	.000	0	0	0	1	0	0	2	1-3

Sets played: 1
Kills per set: 2.00
Blocks per set: 0.00



ESTER TALAMAZZI (Tal-uh-MAHT-zee)

Sophomore | 6-0
OH | Campo Ligure, Genoa, Italy

High School/Club Team
Liceo Scientifico A. Antonelli | Volleyro'

Major: Business

14

2017-18 All-ACC Academic Volleyball Team 2017-18 ACC Academic Honor Roll ACC Freshman of the Week (9/4/17)

AT THE NET

- Had five kills, one assist and 14 digs versus NC State (9/30).
- Collected seven kills, two assists and 12 digs vs. UNC (9/28).
- Recorded nine kills, five digs and a block vs. Virginia (9/23).
- Near double-double vs. UTSA (9/16) (nine kills and 10 digs).
- Had two double-doubles on Sept. 7 vs. IUPUI and Ohio.
- Tallied a season-high 15 kills and seven digs against Robert Morris (9/1).
- Set a career-high eight aces, tied for the second-most in school history, while recording a season-best hitting percentage of .308 with five kills versus William & Mary (8/31).
- Scooped up a career-high 22 digs and put down nine kills in a near double-double effort in Tech's clash with Charlotte (8/25).
- Played in all 31 matches, drawing 26 starts in 2017.
- Tied with Annie Spicer for 8th all-time (290) in freshman kills.

SEASON HIGHS

Kills.....15 vs. Robert Morris (9/1/18)
Hitting percentage......308 vs. William & Mary (8/31/18)
Assists.....2 vs. Campbell (8/31/18)
Aces.....8 vs. William & Mary (8/31/18)
Digs.....22 at Charlotte (8/25/18)
Blocks.....4 vs. IUPUI (9/7/18)

CAREER HIGHS

Kills.....17 vs. Notre Dame (10/8/17)
Hitting percentage......462 vs. South Dakota State (8/25/17)
Assists.....3 at Boston College (10/29/17)
Aces.....8 vs. William & Mary (8/31/18)
Digs.....22 at Charlotte (8/25/18)
Blocks.....4 (3x)

2018 MATCH-BY-MATCH STATS

Date	Opponent	sets	k	e	ta	act	a	ta	act	sa	se	ta	act	re	ta	act	dig	bl	ta	be	totl	bha	points	team		
Aug 24, 2018	vs USC-Upstate	-3	7	4	19	.158	0	0	.000	2	1	14	.028	1	16	.038	9	0	1	0	1	0	0	0	-355	-3-0
Aug 25, 2018	vs Presbyterian	-3	8	4	27	.148	0	2	.000	0	0	7	1.000	0	17	1.000	13	0	2	0	2	0	0	0	-205	-3-0
Aug 25, 2018	at Charlotte	-3	9	7	32	.052	0	3	.000	0	0	12	1.000	2	21	.055	22	0	3	2	3	0	0	0	-191	-3-0
Aug 31, 2018	WILLIAM & MARY	-3	5	1	13	.308	0	1	.000	8	1	29	.966	1	9	.889	6	0	0	0	0	0	0	0	-382	-3-0
Aug 31, 2018	CAMPBELL	-3	6	5	19	.053	2	4	.500	3	0	13	1.000	1	16	.038	6	0	1	0	1	0	0	0	-318	-3-0
Sep 01, 2018	ROBERT MORRIS	-4	15	4	42	.262	1	4	.250	2	3	15	.800	0	7	1.000	7	0	0	0	0	0	0	0	-227	-3-1
Sep 07, 2018	vs IUPUI	-4	10	2	37	.216	1	3	.333	0	2	7	.714	0	11	1.000	13	0	4	0	4	0	0	0	-285	-3-1
Sep 07, 2018	at Ohio	-4	10	4	31	.194	2	5	.400	1	3	21	.857	1	19	.947	10	0	0	0	0	0	0	0	-331	-3-1
Sep 08, 2018	vs Sanford	-3	6	4	21	.095	1	2	.500	0	0	8	1.000	1	29	.050	2	0	1	0	1	0	0	0	-140	-0-3
Sep 11, 2018	VCU	-3	10	6	31	.129	1	4	.250	0	1	10	.900	0	13	1.000	7	0	3	0	3	0	0	0	-301	-3-0
Sep 15, 2018	vs Baylor	-3	7	5	29	.071	3	6	.500	1	1	10	.900	3	23	.870	11	0	0	0	0	0	0	0	-206	-0-3
Sep 16, 2018	at UTSA	-4	9	2	24	.262	2	5	.400	0	2	15	.867	1	26	.971	18	0	2	2	2	0	0	0	-262	-1-3
Sep 21, 2018	PITT	-3	3	7	25	.160	0	1	.000	0	3	8	.625	2	8	.750	4	0	0	0	0	0	0	0	-092	-0-3
Sep 23, 2018	VIRGINIA	-3	9	7	26	.077	0	1	.000	1	1	13	.923	0	27	1.000	5	0	0	0	1	0	0	0	-272	-3-0
Sep 28, 2018	NORTH CAROLINA	-3	7	7	27	.093	2	4	.500	0	3	11	.727	2	19	.866	12	0	0	0	0	0	0	0	-209	-3-0
Sep 30, 2018	NC STATE	-4	5	10	28	.179	1	3	.333	0	0	20	1.000	0	27	1.000	14	0	1	0	1	0	0	0	-113	-1-3
Totals			58	126	79	.430	10	16	.48	333	21	21	213	.901	15	288	.948	151	0	19	4	19	0	0	-	

Sets played: 55
Kills per set: 2.29
Assists per set: 0.29
Service aces per set: 0.38
Digs per set: 2.75
Blocks per set: 0.35



JENNIFER WILLIAMS

Freshman | 6-1
OH | Staunton, Va.

High School/Club Team
Robert E. Lee | Richmond

Major: University Studies

16

AT THE NET

- Has yet to see action.
- Four-year letterwinner.
- Coached by mom, Jan Williams, at Robert E. Lee.
- First-team All-State.
- Led Robert E. Lee to the VHSL state championship.
- Regional Player of the Year.
- First-team All-Region.
- First-team All-Conference.
- First-team All-District.
- All-City/County Player of the Year.
- Conference Player of the Year.
- Racked up more than 1,000 kills in prep career.
- Finished third all-time in VHSL record book for most career blocks.
- Captain.
- Also played tennis.
- Four-year letterwinner and captain.

SEASON/CAREER HIGHS

Kills.....
Hitting percentage.....
Assists.....
Aces.....
Digs.....
Blocks.....



MARISA CERCHIO (Sir-ko)

Sophomore | 6-3
MB/OH | Cincinnati, Ohio

High School/Club Team
Turpin | NKYVC

Major: Marketing Management

19

Hokie Invitational MVP

Hokie Invitational All-Tournament Team

Bobcat Invitational All-Tournament Team

2017-18 ACC Academic Honor Roll

AT THE NET

- Collected seven kills and three blocks against NC State (9/30).
- Recorded five kills, one dig and two blocks vs. UNC (9/28).
- Had nine kills, five blocks and an ace against Virginia (9/23).
- Had nine kills and one block versus then-No. 9 Pitt (9/21).
- Notched 10 kills and four blocks against UTSA (9/16).
- Swatted the second-most attacks of her career versus IUPUI (9/7), tallying nine blocks and eight kills.
- Hit a season-best .831, the third-best mark in school history, with 13 kills and four blocks against William & Mary (8/31).
- Led the ACC after opening weekend in blocks per set (1.73).
- Played her best match as a Hokie versus Charlotte (8/25), setting two career highs – 15 kills, 10 blocks.
- The 10 blocks are tied for the most by an ACC player this year.
- Played in 27 matches, drawing nine starts in 2017.

SEASON HIGHS

Kills.....15 at Charlotte (8/25/18)
Hitting percentage......831 vs. William & Mary (8/31/18)
Assists.....1 at Charlotte (8/25/18)
Aces.....3 vs. Presbyterian (8/25/18)
Digs.....4 vs. Robert Morris (9/1/18)
Blocks.....10 at Charlotte (8/25/18)

CAREER HIGHS

Kills.....15 at Charlotte (8/25/18)
Hitting percentage.....1.00 vs. Wake Forest (10/20/17)
Assists.....1 (2x)
Aces.....3 vs. Presbyterian (8/25/18)
Digs.....6 vs. Notre Dame (10/8/17)
Blocks.....10 at Charlotte (8/25/18)

2018 MATCH-BY-MATCH STATS

Date	Opponent	sp	k	a	ba	pt	a	ts	pt	sa	sa	ts	pt	re	ts	pt	bs	ba	bs	bl	bl	pts	team	
Aug 24, 2018	vs USC Upstate	*3	5	3	12	161	0	1	.000	0	1	11	909	0	1	1,000	0	0	2	0	6.0	0	-.395	3-0
Aug 25, 2018	vs Presbyterian	*3	7	3	19	211	0	0	.000	3	0	10	1,000	0	0	.000	0	1	3	0	4.0	0	-.205	3-0
Aug 25, 2018	at Charlotte	*3	15	5	41	244	1	2	.500	1	2	7	714	0	1	1,000	1	1	9	0	10.0	0	-.191	3-2
Aug 31, 2018	WILLIAM & MARY	*3	13	0	16	812	0	0	.000	0	0	5	1,000	0	0	.000	0	0	4	0	4.0	0	-.382	3-0
Aug 31, 2018	CAMPBELL	*3	7	1	15	400	0	0	.000	2	4	11	636	0	0	.000	2	0	3	0	3.0	0	-.318	3-0
Sep 01, 2018	ROBERT MORRIS	*4	7	1	14	429	0	0	.000	2	2	20	900	0	0	.000	4	0	1	0	1.0	0	-.227	3-1
Sep 07, 2018	vs IUPUI	*4	8	4	22	182	0	0	.000	0	0	5	1,000	0	0	.000	1	5	4	0	9.0	0	-.285	3-1
Sep 07, 2018	at Ohio	*4	12	2	21	476	0	0	.000	0	1	3	867	0	0	.000	0	0	6	0	6.0	0	-.331	3-1
Sep 08, 2018	vs Samford	*3	6	2	17	235	0	1	.000	0	1	5	800	1	1	1,000	0	1	2	0	3.0	0	-.140	0-3
Sep 11, 2018	VCU	*3	8	0	19	421	0	0	.000	1	1	8	875	0	0	.000	0	0	2	0	2.0	0	-.301	3-0
Sep 15, 2018	vs Baylor	*3	3	0	11	273	0	0	.000	0	0	0	0	0	0	.000	0	0	1	0	1.0	0	-.206	0-3
Sep 16, 2018	at UTSA	*4	10	2	19	421	0	1	.000	1	1	9	869	0	0	.000	1	0	4	1	4.0	0	-.262	1-3
Sep 21, 2018	PITT	*3	9	4	16	312	0	0	.000	0	1	3	867	0	0	.000	0	0	1	0	1.0	0	-.092	0-3
Sep 23, 2018	VIRGINIA	*3	9	0	17	529	0	1	.000	1	1	7	857	0	0	.000	1	1	4	0	6.0	0	-.272	3-0
Sep 28, 2018	NORTH CAROLINA	*3	5	3	16	125	0	0	.000	0	2	2,000	0	0	.000	0	0	2	0	2.0	0	-.209	3-0	
Sep 30, 2018	NC STATE	*4	7	4	22	136	0	0	.000	0	0	0	0	0	0	.000	0	0	3	0	3.0	0	-.113	1-3
Totals			55	131	34	297	327	1	6	167	11	15	106	858	1	3	867	11	9	54	1	63.0	0	





ABBY MCKINZIE

Junior | 5-9
L/DS | East Leroy, Mich.

High School/Club Team
St. Philip Catholic Central | Dead Frog

Major: Communications

20

2017-18 ACC Academic Honor Roll

AT THE NET

- Registered four digs against then-No. 18 Baylor (9/15).
- Had an ace versus VCU (9/11).
- Scooped up a dig against Samford (9/8).
- Had a service ace and an assist versus IUPUI (9/7).
- Tallied a career-high four aces and a season-high four digs against Robert Morris (9/1).
- Turned in one dig a match at the Charlotte Invitational.
- Played in all 29 matches, drawing two starts in 2017.
- Tied a career-high 11 digs and posted an assist versus Idaho State.
- Tallied five digs in the win over Milwaukee.
- Posted exactly nine digs in back-to-back matches against Ole Miss and Arkansas State.
- Recorded her first service ace of the year versus Ole Miss.
- Turned in six digs in Tech's win over Toledo.
- Registered a career-high two aces and six digs against ETSU.
- Had eight digs in match against Florida State.
- Posted two service aces and four digs against Notre Dame.

SEASON HIGHS

Kills
Hitting percentage.....
Assists..... 1 vs. IUPUI (9/7/18)
Aces..... 4 vs. Robert Morris (9/1/18)
Digs 4 (2x)
Blocks.....

CAREER HIGHS

Kills 1 vs. Temple (9/2/16)
Hitting percentage..... 1.00 at Temple (9/2/16)
Assists..... 2 (3x)
Aces..... 4 vs. Robert Morris (9/1/18)
Digs..... 11 (2x)
Blocks.....

2018 MATCH-BY-MATCH STATS

Date	Opponent	sa	k	a	ta	ptc	a	ta	ptc	sa	se	ta	ptc	re	ta	ptc	dis	bs	ba	bt	total	bhe	points	team	h%t	score	
Aug 24, 2018	vs USC Upstate	3	0	0	0	.000	0	1	.000	0	0	3	1.000	1	2	.500	1	0	0	0	0	0	0	0	0	-.395	3-0
Aug 25, 2018	vs Presbyterian	1	0	0	0	.000	0	1	.000	0	0	1	1.000	0	3	1.000	1	0	0	0	0	0	0	0	0	-.205	3-0
Aug 25, 2018	at Charlotte	2	0	0	0	.000	0	0	.000	0	0	6	1.000	0	0	.000	1	0	0	0	0	0	0	0	0	-.191	3-2
Aug 31, 2018	WILLIAM & MARY	3	0	0	0	.000	0	1	.000	0	0	3	1.000	1	0	0	0	0	0	0	0	0	0	0	0	-.382	3-0
Sep 01, 2018	ROBERT MORRIS	4	0	0	0	.000	0	1	.000	4	0	12	1.000	0	3	1.000	4	0	0	0	0	0	0	0	0	-.227	3-1
Sep 07, 2018	vs IUPUI	4	0	0	0	.000	1	1	1.000	1	0	4	1.000	0	1	.000	0	0	0	0	0	0	0	0	0	-.285	3-1
Sep 07, 2018	at Ohio	3	0	0	0	.000	0	1	.000	0	1	7	.857	0	0	.000	0	0	0	0	0	0	0	0	0	-.331	3-1
Sep 08, 2018	vs Samford	1	0	0	0	.000	0	0	.000	0	0	3	1.000	1	0	0	0	0	0	0	0	0	0	0	0	-.140	0-3
Sep 11, 2018	VCU	2	0	0	0	.000	0	0	.000	1	0	4	1.000	0	0	.000	0	0	0	0	0	0	0	0	0	-.301	3-0
Sep 15, 2018	vs Baylor	3	0	0	0	.000	0	5	1.000	0	1	10	.900	0	11	1.000	4	0	0	0	0	0	0	0	0	-.206	0-3
Sep 16, 2018	at UTSA	1	0	0	0	.000	0	1	.000	0	0	0	0.000	0	7	1.000	0	0	0	0	0	0	0	0	0	-.262	1-3
		27	0	0	0	.000	1	12	.083	6	2	48	.958	1	33	.970	13	0	0	0	0	0	0	0	0	-.262	

Sets played: 27
Assists per set: 0.04

Service aces per set: 0.22
Digs per set: 0.48



MELODY CALOYANNIDES (Cal-oh-yahn-EE-dis)

Junioe | 6-0
OH | Reston, Va.

High School/Club Team
South Lakes | Dulles

Major: General Engineering

21

AT THE NET

- Will miss season due to injury.
- Played in eight matches in 2018.
- Logged four kills against Georgia Tech, a new career high, as well as a season-high two digs.
- Followed that performance with another four kills against Clemson, while setting a new career high in digs with 11 and blocks with two.
- Scooped up a dig against Radford in the home opener.
- Appeared in eight matches with one start in 2016.
- Had two kills, two blocks and a dig in her first collegiate match against Ohio (9/16).
- Tallied two blocks at Duke (10/9).
- Posted three digs and a block at Pitt (11/23).
- 2014 All-6A North Region honorable mention.
- Three-time all-conference selection at South Lakes HS.

SEASON HIGHS

Kills
Hitting percentage.....
Assists.....
Aces.....
Digs
Blocks.....

CAREER HIGHS

Kills 4 (2x)
Hitting percentage..... 1.00 vs. NC State (10/30/16)
Assists..... 1 (3x)
Aces.....
Digs..... 11 vs. Clemson (11/5/17)
Blocks..... 2 (3x)

2017 MATCH-BY-MATCH STATS

Date	Opponent	sa	k	a	ta	ptc	a	ta	ptc	sa	se	ta	ptc	re	ta	ptc	dis	bs	ba	bt	total	bhe	points	team	h%t	score	
Sep 15, 2017	RADFORD	1	0	0	2	.000	0	-	-	0	0	-	-	0	0	.000	0	0	0	0	0	0	0	0	0	-.010	0-3
Sep 16, 2017	ETSU	1	0	2	2	-1.000	0	-	-	0	0	-	-	0	0	.000	0	0	0	0	0	0	0	0	0	-.036	0-3
Nov 03, 2017	GEORGIA TECH	1	4	0	11	.364	1	-	-	0	0	-	-	0	6	1.000	2	0	0	1	0	0	0	0	0	-.198	0-3
Nov 05, 2017	CLEMSON	4	4	4	12	.000	1	-	-	0	1	-	-	0	7	1.000	11	0	2	0	2	0	0	0	0	-.273	3-1
Nov 10, 2017	at Notre Dame	2	0	2	2	-1.000	0	-	-	0	1	-	-	0	8	1.000	3	0	0	0	0	0	0	0	0	-.059	0-3
Nov 12, 2017	at Louisville	2	0	1	1	-1.000	1	-	-	0	1	-	-	1	7	.857	3	0	0	0	0	0	0	0	0	-.183	0-3
Nov 17, 2017	FLORIDA STATE	2	0	1	1	-1.000	0	-	-	0	0	-	-	0	0	0	0	0	0	0	0	0	0	0	0	-.196	1-3
Nov 19, 2017	MIAMI	2	0	0	0	.000	0	-	-	0	0	-	-	1	10	.900	2	0	0	0	0	0	0	0	0	-.205	0-3
		16	8	10	31	-.068	3	-	-	0	3	-	-	2	45	.956	24	0	2	1	2	0	0	0	0	-.262	

Sets played: 15
Assists per set: 0.53
Assists per set: 0.20

Digs per set: 1.47
Blocks per set: 0.13





KAI YOUNG

Sophomore | 5-11
MB | Charlotte, N.C.

High School/Club Team
Charlotte Christian | Carolina Union

Major: Public Relations

22

AT THE NET

- Recorded five kills and two blocks against NC State (9/30).
- Collected two kills and four blocks versus UNC (9/28).
- Posted four kills on a hitting percentage of .375 with three blocks against rival Virginia (9/23).
- Tallied a kill and four blocks against then-No. 9 Pitt (9/21).
- Registered four kills on a .571 clip with her second-most blocks on the season (5) versus VCU (9/11).
- Played her best match yet against Charlotte (8/25), posting two career highs – 13 kills, eight blocks.
- Played in 17 matches, drawing two starts in 2017.
- Set two then-career highs with seven kills and seven blocks vs. Boston College.
- Played volleyball and ran track at Charlotte Christian.
- Father, Bryant Young, played football at Notre Dame and was a 14-year NFL veteran with the San Francisco 49ers, earning four Pro Bowls and a XXIX Super Bowl ring. He currently coaches the defensive line for the Atlanta Falcons, entering his second year on the staff under Head Coach Dan Quinn.
- Mother ran track at Notre Dame.

SEASON HIGHS

Kills 13 at Charlotte (8/25/18)
 Hitting percentage......571 vs. VCU (9/11/18)
 Assists......1 at UTSA (9/16/18)
 Aces.....
 Digs......1 (6x)
 Blocks......8 at Charlotte (8/25/18)

CAREER HIGHS

Kills 13 at Charlotte (8/25/18)
 Hitting percentage......1.00 (3x)
 Assists.....
 Aces.....
 Digs......1 (6x)
 Blocks......8 at Charlotte (8/25/18)

2018 MATCH-BY-MATCH STATS

Date	Opponent	sp	k	e	ta	ptc	a	ta	ptc	sa	se	ta	ptc	re	ta	ptc	bl	ba	be	total	bhe	points	team		
Aug 24, 2018	vs USC Upstate	3	6	2	13	358	0	1	0.000	0	0	0	0.000	0	0	0.000	0	0	3	0	0	0	0	355	3-0
Aug 25, 2018	vs Presbyterian	*3	5	5	14	0.000	0	1	0.000	0	0	0	0.000	0	1	1.000	1	0	3	0	3.0	0	0	205	3-0
Aug 25, 2018	at Charlotte	*3	13	5	27	256	0	0	0.000	0	0	0	0.000	0	5	1.000	1	0	8	2	8.0	0	0	191	3-2
Aug 31, 2018	WILLIAM & MARY	*3	3	2	8	125	0	0	0.000	0	0	0	0.000	0	2	0.200	0	0	2	0	2.0	0	0	382	3-0
Aug 31, 2018	CAMPBELL	*3	5	1	13	308	0	0	0.000	0	0	0	0.000	0	0	0.000	0	0	2	0	2.0	0	0	318	3-0
Sep 01, 2018	ROBERT MORRIS	**1	1	3	8	333	0	0	0.000	0	0	0	0.000	0	0	0.000	0	0	0	0	0.0	0	0	227	3-1
Sep 07, 2018	vs IUPUI	*4	6	2	13	308	0	1	0.000	0	0	0	0.000	0	0	0.000	1	0	5	0	5.0	0	0	285	3-1
Sep 07, 2018	at Ohio	*4	3	1	8	250	0	1	0.000	0	0	0	0.000	1	1	1.000	0	0	2	0	2.0	0	0	331	3-1
Sep 08, 2018	vs Sanford	*2	0	2	1	0.000	0	0	0.000	0	0	0	0.000	0	1	0	1.0	0	0	0	0	0	0	140	0-3
Sep 11, 2018	VCU	*3	4	0	7	571	0	0	0.000	0	0	0	0.000	0	1	1.000	0	0	5	0	5.0	0	0	301	3-0
Sep 15, 2018	vs Baylor	*3	0	1	0	0.000	0	0	0.000	0	0	0	0.000	0	0	0.000	0	0	2	0	2.0	0	0	206	0-3
Sep 16, 2018	at UTSA	*2	0	0	1	0.000	1	1	1.000	0	0	0	0.000	0	0	0.000	0	0	0	1	0.0	0	0	262	1-3
Sep 21, 2018	PITT	*3	1	1	6	0.000	0	1	2.000	0	0	0	0.000	0	0	0.000	1	0	4	0	4.0	0	0	092	0-3
Sep 23, 2018	VIRGINIA	*3	4	1	8	375	0	0	0.000	0	0	0	0.000	0	0	0.000	1	0	3	1	3.0	0	0	272	3-0
Sep 28, 2018	NORTH CAROLINA	*3	2	0	4	500	1	2	5.000	0	0	0	0.000	0	0	0.000	0	0	4	0	4.0	0	0	209	3-0
Sep 30, 2018	NC STATE	*4	5	3	13	154	0	0	0.000	0	0	0	0.000	0	2	3	2.0	0	0	0	0	0	0	113	1-3
Totals			48	28	144	208	2	8	250	0	0	0	0.000	1	8	875	8	0	44	9	44.0	0	0		

Sets played: 49
 Kills per set: 1.18
 Assists per set: 0.04
 Digs per set: 0.12
 Blocks per set: 0.90



TALYN JACKSON

Freshman | 5-11
S | Gardnerville, Nev.

High School/Club Team
Douglas | Silve State

Major: Unviersity Studies

23

AT THE NET

- Posted eight assists, three digs and a block vs. NC State (9/30).
- Recorded nine assists, two digs and a kill versus IUPUI (9/7).
- Filled in for setter Rhegan Mitchell against Robert Morris (9/1), drawing her first start and did not disappoint by posting 45 assists, 13 digs, two aces – all career highs – and two blocks.
- Collected 15 assists, two kills and a dig versus Campbell (8/31).
- Set a career-high four blocks and posted 11 assists against William & Mary (8/31).
- Tallied 11 assists and a two blocks against Charlotte (8/25).
- Posted nine assists, one kill, dig and block versus Presbyterian (8/25).
- Dished out 16 assists and put down four kills in her debut against USC Upstate (8/24).
- Enrolled in January, practicing with the team this past spring and playing in its scrimmages.
- Four-year varsity letterwinner coached by Suzi Townsell at Douglas.
- Named to the Class of 2018 Senior Aces Top 150.
- Tabbed Soph79 by PrepVolleyball.com.
- Recognized Frosh59 by PrepVolleyball.com.
- USA Volleyball High Performance Indoor Girls' Select National A1 Team member.
- NIAA All-State selection.
- NIACC All-State 4A Academic Team.
- 2017 All-League Player of the Year.
- Ranked first in NIAA in hitting percentage in 2017.
- Racked up four triple-doubles and 20 double-doubles in prep career.

SEASON/CAREER HIGHS

Kills 4 (x2)
 Hitting percentage......1.00 vs. Campbell (8/31/18)
 Assists45 vs. Robert Morris (9/1/18)
 Aces......2 vs. Robert Morris (9/1/18)
 Digs......13 vs. Robert Morris (9/1/18)
 Blocks......4 vs. William & Mary (8/31/18)

2018 MATCH-BY-MATCH STATS

Date	Opponent	sp	k	e	ta	ptc	a	ta	ptc	sa	se	ta	ptc	re	ta	ptc	bl	ba	be	total	bhe	points	team		
Aug 24, 2018	vs USC Upstate	3	4	0	5	500	16	24	667	0	0	0	0.000	0	0	0.000	1	0	1	2	1.0	0	0	395	3-0
Aug 25, 2018	vs Presbyterian	3	1	0	5	200	9	34	265	0	0	0	0.000	0	0	0.000	1	0	1	1	1.0	1	0	205	3-0
Aug 25, 2018	at Charlotte	2	0	0	2	0.000	11	23	476	0	0	0	0.000	0	0	0.000	0	0	2	0	2.0	0	0	191	3-2
Aug 31, 2018	WILLIAM & MARY	3	1	0	2	500	11	20	550	0	0	0	0.000	0	0	0.000	0	0	4	0	4.0	0	0	382	3-0
Aug 31, 2018	CAMPBELL	3	2	0	2	1.000	15	30	500	0	0	0	0.000	0	0	0.000	1	0	0	0	0.0	1	0	318	3-0
Sep 01, 2018	ROBERT MORRIS	**4	4	2	7	286	45	114	356	2	0	0	0.000	0	0	0.000	18	0	2	0	2.0	1	0	227	3-1
Sep 07, 2018	vs IUPUI	4	1	0	4	250	9	23	310	0	0	0	0.000	0	0	0.000	2	0	0	0	0.0	0	0	285	3-1
Sep 07, 2018	at Ohio	1	0	1	2	-500	3	10	300	0	0	0	0.000	0	0	0.000	2	0	0	0	0.0	0	0	331	3-1
Sep 08, 2018	vs Sanford	1	0	0	0	0.000	0	5	500	0	0	0	0.000	0	0	0.000	0	0	0	0	0.0	0	0	140	0-3
Sep 30, 2018	NC STATE	2	1	0	2	500	8	30	367	0	0	0	2.000	0	0	0.000	3	0	1	0	1.0	1	0	113	1-3
Totals			26	14	3	355	127	319	396	2	0	2	2.000	0	0	0.000	23	0	11	3	11.0	4	0		

Sets played: 26
 Kills per set: 0.54
 Assists per set: 4.88
 Service aces per set: 0.08
 Digs per set: 0.88
 Blocks per set: 0.42



2018 NCAA STATS

Statistic	National Rank	Conference Rank	Value	National Leader	Value	Conference Leader	Value
Aces Per Set (334 ranked)	63	3	1.53	Denver	2.11	Miami (FL)	1.76
Assists Per Set (334 ranked)	90	6	12.33	Fla. Atlantic	14.88	Pittsburgh	13.70
Blocks Per Set (334 ranked)	119	10	2.15	Penn St. Stanford	3.18 3.18	Syracuse	2.93
Digs Per Set (334 ranked)	244	7	13.82	Northern Ky.	20.27	Notre Dame	16.96
Hitting Percentage (334 ranked)	67	6	0.239	BYU	0.338	Pittsburgh	0.308
Kills Per Set (334 ranked)	79	5	13.31	Fla. Atlantic	15.69	Pittsburgh	14.43
Match W-L Pctg. (333 ranked)	71	4	0.688	Pittsburgh BYU	1.000 1.000	Pittsburgh	1.000
Opp Hitting Percentage (334 ranked)	68	5	0.175	Nebraska	0.112	Notre Dame	0.147
Team Assists (334 ranked)	175	7	678	Bryant	1,065	Clemson	811
Team Attacks Per Set (334 ranked)	264	9	33.31	Northern Ky.	42.20	Notre Dame	38.43
Team Digs (334 ranked)	258	6	760	Valparaiso	1,318	Georgia Tech	1,005
Team Kills (334 ranked)	164	6	732	Bryant	1,141	Clemson	851
Team Service Aces (334 ranked)	100	1	84	St. John's (NY)	134	Virginia Tech	84
Team Total Attacks (334 ranked)	258	7	1,832	Bryant	3,044	Georgia Tech	2,202
Team Total Blocks (334 ranked)	161	10	118.0	Charlotte	190.0	Boston College	147.5

Statistic	Player	National Rank	Conference Rank	Value	National Leader	Value	Conference Leader	Value
Aces Per Set (149 ranked)	Ester Talamazzi Kaitly Smith	94 131	5 7	0.38 0.35	Mariena Hayden, UNLV	0.95	Kayla Lund, Pittsburgh	0.42
Assists Per Set (149 ranked)					Jenna Gray, Stanford	12.66	Gabby Easton, Clemson	11.11
Attacks Per Set (150 ranked)					Lindsey Ruddins, UC Santa Barbara	14.48	Jemma Yeadon, Notre Dame	11.88
Blocks Per Set (300 ranked)	Marisa Cerchio	97	10	1.15	Reed Copeland, Wyoming	1.78	Taryn Knuth, Florida St.	1.48
Digs Per Set (150 ranked)					Kallie Seimet, Bowling Green	6.28	Ryann DeJarld, Notre Dame	5.39
Hitting Percentage (150 ranked)	Jaila Tolbert Marisa Cerchio	95 150	9 12	0.346 0.327	Hannah Hill, Weber St.	0.451	Jasmine Bennett, Louisville	0.416
Kills Per Set (149 ranked)	Kaitly Smith	107	7	3.58	Jordan Thompson, Cincinnati	6.27	Polina Shemanova, Syracuse	4.28
Kills SG Highs (0 ranked)								
Points (148 ranked)					Jordan Thompson, Cincinnati	440.5	Mariana Brambilla, Georgia Tech	260.5
Points Per Set (150 ranked)	Kaitly Smith	103	6	4.07	Jordan Thompson, Cincinnati	6.88	Payton Caffrey, Florida St.	4.76
Service Aces (141 ranked)	Ester Talamazzi Kaitly Smith	95 141	2 4	21 19	Mariena Hayden, UNLV	57	Kayla Lund, Pittsburgh	22
Total Assists (149 ranked)					Roosa Rautio, North Dakota	791	Gabby Easton, Clemson	711
Total Attacks (150 ranked)					Lindsey Ruddins, UC Santa Barbara	883	Mariana Brambilla, Georgia Tech	664
Total Blocks (197 ranked)	Marisa Cerchio	108	7	63	Veronica Marin, Little Rock	109	Taryn Knuth, Florida St.	74
Total Digs (297 ranked)	Carol Raffety	220	7	210	Yumi Garcia, Charlotte	457	Makenzie Kuchmaner, NC State	271
Total Kills (150 ranked)					Jordan Thompson, Cincinnati	401	Mariana Brambilla, Georgia Tech	234
Triple Doubles (10 ranked)					Maggie Gibson, IUPUI Mason Rooney, Davidson	4 4	Andie Shelton, Duke	2



2018 BOX SCORES



Volleyball Box Score The Automated ScoreBook
Campbell vs Virginia Tech (Aug 31, 2018 at Blacksburg, Va.)



Main box score table for Campbell vs Virginia Tech. Includes columns for player name, sets (S), kills (K), attacks (A), total attacks (TA), percentage (Pct), assists (Ast), serves (S, A, SE, RE), digs (Dig), blocks (BS, BA, BE, BH), and points (Pts).

Team Attack By Set table for Campbell vs Virginia Tech. Shows set numbers, kills, attacks, total attacks, and percentages.

TOTAL TEAM BLOCKS: 3.0

SET SCORES and Team Records for Campbell vs Virginia Tech. Shows scores by set and overall records.



Volleyball Box Score The Automated ScoreBook
Robert Morris vs Virginia Tech (Sep 01, 2018 at Blacksburg, Va.)



Main box score table for Robert Morris vs Virginia Tech. Includes columns for player name, sets (S), kills (K), attacks (A), total attacks (TA), percentage (Pct), assists (Ast), serves (S, A, SE, RE), digs (Dig), blocks (BS, BA, BE, BH), and points (Pts).

Team Attack By Set table for Robert Morris vs Virginia Tech. Shows set numbers, kills, attacks, total attacks, and percentages.

TOTAL TEAM BLOCKS: 5.0

SET SCORES and Team Records for Robert Morris vs Virginia Tech. Shows scores by set and overall records.

Main box score table for Virginia Tech vs Virginia Tech. Includes columns for player name, sets (S), kills (K), attacks (A), total attacks (TA), percentage (Pct), assists (Ast), serves (S, A, SE, RE), digs (Dig), blocks (BS, BA, BE, BH), and points (Pts).

Team Attack By Set table for Virginia Tech vs Virginia Tech. Shows set numbers, kills, attacks, total attacks, and percentages.

TOTAL TEAM BLOCKS: 5.0

Site: Blacksburg, Va. (Cassell Coliseum)
Date: Aug 31, 2018 Attend: 842 Time: 1:24
Referees: Daniel Leake, Terry Martin
Line judges: Stacey Younker, Amy Milton

Main box score table for Virginia Tech vs Virginia Tech. Includes columns for player name, sets (S), kills (K), attacks (A), total attacks (TA), percentage (Pct), assists (Ast), serves (S, A, SE, RE), digs (Dig), blocks (BS, BA, BE, BH), and points (Pts).

Team Attack By Set table for Virginia Tech vs Virginia Tech. Shows set numbers, kills, attacks, total attacks, and percentages.

TOTAL TEAM BLOCKS: 6.0

Site: Blacksburg, Va. (Cassell Coliseum)
Date: Sep 01, 2018 Attend: 515 Time: 1:53
Referees: Terry Martin, Wayne Clark
Line judges: Stacey Younker, Amy Milton



Volleyball Box Score The Automated ScoreBook
Virginia Tech vs IUPUI (Sep 07, 2018 at Athens, Ohio)



Main box score table for Virginia Tech vs IUPUI. Includes columns for player name, sets (S), kills (K), attacks (A), total attacks (TA), percentage (Pct), assists (Ast), serves (S, A, SE, RE), digs (Dig), blocks (BS, BA, BE, BH), and points (Pts).

Team Attack By Set table for Virginia Tech vs IUPUI. Shows set numbers, kills, attacks, total attacks, and percentages.

TOTAL TEAM BLOCKS: 14.0

SET SCORES and Team Records for Virginia Tech vs IUPUI. Shows scores by set and overall records.



Volleyball Box Score The Automated ScoreBook
Virginia Tech vs Ohio (Sep 07, 2018 at Athens, Ohio)



Main box score table for Virginia Tech vs Ohio. Includes columns for player name, sets (S), kills (K), attacks (A), total attacks (TA), percentage (Pct), assists (Ast), serves (S, A, SE, RE), digs (Dig), blocks (BS, BA, BE, BH), and points (Pts).

Team Attack By Set table for Virginia Tech vs Ohio. Shows set numbers, kills, attacks, total attacks, and percentages.

TOTAL TEAM BLOCKS: 8.0

SET SCORES and Team Records for Virginia Tech vs Ohio. Shows scores by set and overall records.

Main box score table for IUPUI vs IUPUI. Includes columns for player name, sets (S), kills (K), attacks (A), total attacks (TA), percentage (Pct), assists (Ast), serves (S, A, SE, RE), digs (Dig), blocks (BS, BA, BE, BH), and points (Pts).

Team Attack By Set table for IUPUI vs IUPUI. Shows set numbers, kills, attacks, total attacks, and percentages.

TOTAL TEAM BLOCKS: 6.0

Site: Athens, Ohio (Convocation Center)
Date: Sep 07, 2018 Attend: 259 Time: 1:57
Referees: Diane Hood, Scott Mourier
Line judges: Skipper Johnson, Steve Chiki

Main box score table for Ohio vs Ohio. Includes columns for player name, sets (S), kills (K), attacks (A), total attacks (TA), percentage (Pct), assists (Ast), serves (S, A, SE, RE), digs (Dig), blocks (BS, BA, BE, BH), and points (Pts).

Team Attack By Set table for Ohio vs Ohio. Shows set numbers, kills, attacks, total attacks, and percentages.

TOTAL TEAM BLOCKS: 5.0

Site: Athens, Ohio (Convocation Center)
Date: Sep 07, 2018 Attend: 860 Time: 2:07
Referees: Anthony Hines, Diane Hood
Line judges: Skipper Johnson, Shelby Hitchens



2018 BOX SCORES



Volleyball Box Score
The Automated ScoreBook



Samford vs Virginia Tech (Sep 08, 2018 at Athens, Ohio)

#	Samford	Attack				Ast	Serve			Block				Pts		
		S	K	E	TA		Pct	SA	SE	RE	Dig	BS	BA		BE	BH
2	Taylor Anderton	3	0	1	2	-.500	42	1	2	0	9	0	1	0	0	-
3	Shayla Phillip	3	10	1	12	.750	0	0	0	0	1	3	1	0	0	-
4	Krista Boesing	3	19	6	34	.382	0	0	0	0	2	0	1	0	0	-
5	Lauren Deaton	3	8	1	20	.350	0	0	2	0	6	0	1	0	0	-
8	Kelsi Hobbs	3	8	5	26	.115	0	0	3	0	6	0	2	0	0	-
13	Briana Holmes	3	1	1	4	.000	0	0	0	0	0	2	1	0	0	-
12	Grace Tiesman	3	0	0	0	.000	0	0	3	0	12	0	0	0	0	-
15	Alana Schouten	3	0	0	0	.000	1	1	1	0	1	0	0	0	0	-
16	Courtney Johnson	3	0	0	0	.000	0	2	1	0	3	0	0	0	0	-
18	Camryn Pierce	1	0	0	0	.000	0	0	0	0	1	0	0	0	0	-
Totals		3	46	15	98	.316	43	4	12	0	40	1	10	2	0	-

Team Attack By Set

Set	K	E	TA	Pct
1	15	6	31	.290
2	14	6	32	.250
3	17	3	35	.400

TOTAL TEAM BLOCKS: 6.0

SET SCORES

	1	2	3	Team Records:
Samford (3)	25	25	25	4-6
Virginia Tech (0)	18	20	16	8-1

#	Virginia Tech	Attack				Ast	Serve			Block				Pts		
		S	K	E	TA		Pct	SA	SE	RE	Dig	BS	BA		BE	BH
1	Kaity Smith	3	5	2	25	.120	1	0	3	2	7	0	0	0	0	-
4	Jaila Tolbert	3	8	3	14	.357	0	0	0	0	2	0	1	0	0	-
9	Rhegan Mitchell	3	1	0	3	.333	19	0	2	0	8	0	1	1	0	-
14	Ester Talamazzi	3	6	4	21	.095	1	0	0	1	2	0	1	0	0	-
19	Marisa Cerchio	3	6	2	17	.235	0	0	1	1	0	1	2	0	0	-
22	Kai Young	2	0	2	2	-1.000	0	0	0	0	0	0	1	0	0	-
5	Carol Raffety	3	0	0	0	.000	4	0	0	0	11	0	0	0	0	-
6	Angel Robinson	2	0	1	3	-.333	0	0	0	0	0	0	0	0	0	-
7	Tessa Wyner	1	0	0	1	.000	0	0	0	0	0	0	0	0	0	-
10	Kylie Thomas	3	0	0	0	.000	0	0	0	0	3	0	0	0	0	-
20	Abby McKinzie	1	0	0	0	.000	0	0	0	0	1	0	0	0	0	-
23	Talyn Jackson	1	0	0	0	.000	0	0	0	0	0	0	0	0	0	-
Totals		3	26	14	86	.140	25	0	6	4	34	1	6	1	0	-

Team Attack By Set

Set	K	E	TA	Pct
1	11	5	31	.194
2	8	4	25	.160
3	7	5	30	.067

TOTAL TEAM BLOCKS: 4.0

Site: Athens, Ohio (Convocation Center)
Date: Sep 08, 2018 Attend: 405 Time: 1:24
Referees: Anthony Hines, Scott Mourier
Line judges: Beth Dunlap, Steve Chiki



Volleyball Box Score
The Automated ScoreBook



VCU vs Virginia Tech (Sep 11, 2018 at Blacksburg, Va.)

#	VCU	Attack				Ast	Serve			Block				Pts		
		S	K	E	TA		Pct	SA	SE	RE	Dig	BS	BA		BE	BH
2	SNEED, Jasmin	3	2	1	7	.143	0	0	1	0	0	0	3	0	0	-
5	ARD, Dajah	3	0	0	0	.000	18	0	0	0	4	0	0	0	0	-
14	GIOMMARINI, Vicky	3	15	5	28	.357	1	1	0	1	9	0	0	0	0	-
15	BALDWIN, Tori	3	5	2	11	.273	0	0	0	0	1	0	4	0	0	-
17	TUZZOLO, Gina	3	10	6	24	.167	3	1	0	0	1	0	5	0	0	-
18	NECIPORUKA, Paula	3	3	3	17	.000	0	0	0	1	7	0	0	0	0	-
1	SIMPSON, Madalon	3	0	1	1	-1.000	1	0	1	1	16	0	0	0	0	-
6	DRAPER, Alyna	1	0	0	0	.000	0	0	0	0	0	0	0	0	0	-
8	ADLER, Julia	3	0	5	7	-.714	0	0	0	0	0	0	2	0	0	-
10	SROUFE, Tyler	1	0	0	0	.000	3	0	0	0	2	0	0	0	0	-
13	CHOUNTA, Iro	2	1	1	7	.000	0	0	0	0	0	0	0	0	0	-
16	DAVID, Dani Jo	2	0	0	0	.000	9	0	1	0	0	0	0	0	0	-
Totals		3	36	24	102	.118	35	2	3	4	40	0	14	0	0	-

Team Attack By Set

Set	K	E	TA	Pct
1	8	7	27	.037
2	14	9	37	.135
3	14	8	38	.158

TOTAL TEAM BLOCKS: 7.0

SET SCORES

	1	2	3	Team Records:
VCU (0)	16	18	21	4-7
Virginia Tech (3)	25	25	25	9-1

#	Virginia Tech	Attack				Ast	Serve			Block				Pts		
		S	K	E	TA		Pct	SA	SE	RE	Dig	BS	BA		BE	BH
1	Kaity Smith	3	7	6	25	.040	0	0	1	2	4	0	1	0	0	-
4	Jaila Tolbert	3	10	0	16	.625	0	0	0	0	2	1	3	0	0	-
9	Rhegan Mitchell	3	4	0	5	.800	36	1	0	0	5	0	0	0	0	-
14	Ester Talamazzi	3	10	6	31	.129	1	0	1	0	7	0	3	0	0	-
19	Marisa Cerchio	3	8	0	19	.421	0	1	1	0	0	0	2	0	0	-
22	Kai Young	3	4	4	7	.571	0	0	0	0	0	17	0	0	0	-
5	Carol Raffety	3	0	0	0	.000	4	1	0	0	4	0	0	0	0	-
10	Kylie Thomas	3	0	0	0	.000	0	0	1	0	4	0	0	0	0	-
20	Abby McKinzie	2	0	0	0	.000	0	1	0	0	0	0	0	0	0	-
Totals		3	43	12	103	.301	41	4	4	2	39	1	14	0	0	-

Team Attack By Set

Set	K	E	TA	Pct
1	15	5	32	.312
2	15	3	36	.333
3	13	4	35	.257

TOTAL TEAM BLOCKS: 8.0

Site: Blacksburg, Va. (Cassell Coliseum)
Date: Sep 11, 2018 Attend: 818 Time: 1:24
Referees: Ray Mink, Daniel Leake
Line judges: Doug Mabry, Ellen Hawks



Volleyball Box Score
The Automated ScoreBook



#18 Baylor vs Virginia Tech (Sep 15, 2018 at San Antonio, Texas)

#	Baylor	Attack				Ast	Serve			Block				Pts		
		S	K	E	TA		Pct	SA	SE	RE	Dig	BS	BA		BE	BH
5	Fanning, Shelly	3	11	1	19	.526	0	0	1	0	1	0	3	0	0	-
8	Philo, Aniah	3	12	4	22	.364	0	0	1	1	10	0	0	1	1	-
12	Thomas, Nicole	3	1	1	4	.000	1	0	0	0	0	0	1	0	0	-
14	Lockin, Hannah	3	2	1	4	.250	35	0	0	0	4	0	1	0	1	-
22	Pressley, Yossiana	3	17	1	36	.444	0	0	0	0	5	0	1	0	0	-
7	Milana, Gia	3	2	2	12	.000	0	0	0	1	0	2	1	0	0	-
1	Wulf, Tara	3	0	0	0	.000	4	0	0	2	11	0	0	0	0	-
9	Marburger, Taylor	3	0	0	0	.000	0	1	0	0	0	0	0	0	0	-
18	Hunt, Braya	3	0	0	1	.000	2	4	2	0	7	0	0	0	0	-
19	Coleman, Bri	1	0	0	0	.000	0	1	0	0	0	0	0	0	0	-
Totals		3	45	10	99	.354	42	6	4	3	39	0	8	2	2	-

Team Attack By Set

Set	K	E	TA	Pct
1	13	4	33	.273
2	15	4	32	.344
3	17	2	34	.441

TOTAL TEAM BLOCKS: 4.0

SET SCORES

	1	2	3	Team Records:
Baylor (3)	28	25	25	8-3
Virginia Tech (0)	26	18	16	9-2

#	Virginia Tech	Attack				Ast	Serve			Block				Pts		
		S	K	E	TA		Pct	SA	SE	RE	Dig	BS	BA		BE	BH
1	Kaity Smith	3	17	7	38	.263	1	1	3	0	7	0	0	0	0	-
4	Jaila Tolbert	3	12	3	22	.409	0	0	0	0	1	0	0	0	0	-
9	Rhegan Mitchell	3	0	1	5	-.200	28	0	1	0	5	0	1	1	1	-
14	Ester Talamazzi	3	7	5	28	.071	3	1	1	3	11	0	0	0	0	-
19	Marisa Cerchio	3	3	0	11	.273	0	0	0	0	0	0	1	0	0	-
22	Kai Young	3	0	0	1	.000	0	0	0	0	1	0	0	2	0	-
5	Carol Raffety	3	0	0	0	.000	6	1	1	2	8	0	0	0	0	-
7	Tessa Wyner	1	0	1	2	-.500	0	0	0	1	1	0	0	0	0	-
10	Kylie Thomas	3	0	0	0	.000	0	0	0	0	2	0	0	0	0	-
20	Abby McKinzie	3	0	0	0	.000	0	1	0	0	4	0	0	0	0	-
Totals		3	39	17	107	.206	38	3	7	6	40	0	2	3	1	-

Team Attack By Set

Set	K	E	TA	Pct
1	20	8	46	.261
2				

2018 BOX SCORES



Volleyball Box Score
The Automated ScoreBook
#9 Pitt vs Virginia Tech (Sep 21, 2018 at Blacksburg, Va.)



#	Pitt	Attack				Ast	Serve			Block				BH	Pts	
		S	K	E	TA		Pct	SA	SE	RE	Dig	BS	BA			BE
3	Kamalani Akeo	3	0	0	0	.000	22	2	1	0	3	0	0	0	2	-
5	Chinaza Ndee	3	4	1	13	.231	1	0	0	0	0	2	0	0	0	-
7	Layne Van Buskirk	3	4	0	11	.364	0	0	0	0	0	9	0	0	0	-
13	Stephanie Williams	3	4	4	13	.000	0	2	0	0	6	0	1	0	0	-
17	Nika Markovic	3	14	3	25	.440	0	1	0	0	2	0	3	0	0	-
23	Kayla Lund	3	12	8	28	.143	2	0	0	0	8	0	2	0	0	-
6	Kyle Levers	3	0	0	0	.000	12	0	0	0	1	0	5	0	0	-
12	Avery Perosa	3	0	0	0	.000	0	0	1	0	0	0	0	0	0	-
16	Angela Seman	3	0	0	0	.000	1	1	0	0	18	0	0	0	0	-
Team																
Totals		3	38	16	90	.244	38	6	4	1	38	0	22	0	2	-

Team Attack By Set

Set	K	E	TA	Pct
1	13	5	32	.250
2	11	4	30	.233
3	14	7	28	.250

SET SCORES **1 2 3 Team Records:**
 Pitt (3) 25 25 25 13-0 (2-0 ACC)
 Virginia Tech (0) 16 18 20 9-4 (0-1 ACC)

TOTAL TEAM BLOCKS: 11.0

#	Virginia Tech	Attack				Ast	Serve			Block				BH	Pts	
		S	K	E	TA		Pct	SA	SE	RE	Dig	BS	BA			BE
1	Kaity Smith	3	6	6	24	.000	2	0	0	2	4	0	1	0	0	-
4	Jaila Tolbert	3	10	4	21	.286	0	0	2	0	0	1	2	0	0	-
9	Rhegan Mitchell	3	1	0	5	.200	25	0	0	0	5	0	2	0	1	-
14	Ester Talamazzi	3	3	7	25	-.160	0	0	3	2	4	0	0	0	0	-
19	Marisa Cerchio	3	9	4	16	.312	0	0	1	0	0	0	1	0	0	-
22	Kai Young	3	1	1	6	.000	0	0	0	0	1	0	4	0	0	-
5	Carol Raffety	3	1	0	1	1.000	0	1	1	1	14	0	0	0	0	-
10	Kylie Thomas	3	0	0	0	.000	0	0	0	1	2	0	0	0	0	-
11	Sarah Jane Lynch	2	0	0	0	.000	0	0	0	0	0	0	0	0	0	-
Totals		3	31	22	98	.092	27	1	7	6	30	1	10	0	1	-

Team Attack By Set

Set	K	E	TA	Pct
1	7	7	32	.000
2	13	8	37	.135
3	11	7	29	.138

Site: Blacksburg, Va. (Cassell Coliseum)
Date: Sep 21, 2018 Attend: 672 Time: 1:25
Referees: Daniel Leake, Mark Edsall
Line judges: Jacob Agee, Ellen Hawks

TOTAL TEAM BLOCKS: 6.0



Volleyball Box Score
The Automated ScoreBook
Virginia vs Virginia Tech (Sep 23, 2018 at Blacksburg, Va.)



#	Virginia	Attack				Ast	Serve			Block				BH	Pts	
		S	K	E	TA		Pct	SA	SE	RE	Dig	BS	BA			BE
2	Alex Spencer	3	5	5	18	.000	0	0	2	2	6	0	1	0	0	-
7	Jelena Novakovic	3	9	3	21	.286	0	0	0	0	1	0	2	0	0	-
8	Chino Anukwuem	3	3	1	11	.182	0	0	1	0	1	0	4	0	0	-
11	Milla Ciprian	3	6	2	12	.333	0	0	0	0	1	0	3	0	0	-
16	Jennifer Wineholt	3	0	0	0	.000	23	0	2	0	1	0	2	0	1	-
21	Sarah Billiard	3	8	4	27	.148	0	0	0	0	1	0	0	2	0	-
3	Kelsey Miller	3	0	0	0	.000	1	0	0	0	13	0	0	0	0	-
6	Megan Wilson	2	0	0	0	.000	7	0	0	0	1	0	0	0	0	-
19	Grace Turner	1	1	1	7	.000	0	0	0	0	2	0	0	0	0	-
22	Kristen Leland	2	0	0	0	.000	0	0	0	0	3	0	0	0	0	-
25	Olivia Wolodkewitsh	1	0	0	0	.000	0	0	0	0	0	0	0	0	0	-
Team																
Totals		3	32	16	96	.167	31	0	6	3	29	0	14	0	1	-

Team Attack By Set

Set	K	E	TA	Pct
1	11	8	34	.088
2	7	2	24	.208
3	14	6	38	.211

SET SCORES **1 2 3 Team Records:**
 Virginia (0) 20 21 20 4-8 (0-2 ACC)
 Virginia Tech (3) 25 25 25 10-4 (1-1 ACC)

TOTAL TEAM BLOCKS: 7.0

#	Virginia Tech	Attack				Ast	Serve			Block				BH	Pts	
		S	K	E	TA		Pct	SA	SE	RE	Dig	BS	BA			BE
1	Kaity Smith	3	11	5	24	.250	0	0	1	0	11	0	1	0	0	-
4	Jaila Tolbert	3	13	5	24	.333	0	0	0	0	3	0	4	0	0	-
9	Rhegan Mitchell	3	1	1	4	.000	42	0	0	0	7	0	1	0	1	-
14	Ester Talamazzi	3	9	7	26	.077	0	1	1	0	5	0	1	0	0	-
19	Marisa Cerchio	3	9	0	17	.529	0	1	1	0	1	1	1	4	0	-
22	Kai Young	3	4	1	8	.375	0	0	0	0	1	0	3	1	0	-
5	Carol Raffety	3	0	0	0	.000	1	1	3	0	9	0	0	0	0	-
10	Kylie Thomas	2	0	0	0	.000	0	2	0	0	4	0	0	0	0	-
11	Sarah Jane Lynch	2	0	0	0	.000	0	0	0	0	1	0	0	0	0	-
Totals		3	47	19	103	.272	43	3	8	0	42	1	14	1	1	-

Team Attack By Set

Set	K	E	TA	Pct
1	12	6	33	.182
2	19	8	34	.324
3	16	5	36	.306

Site: Blacksburg, Va. (Cassell Coliseum)
Date: Sep 23, 2018 Attend: 839 Time: 1:27
Referees: Mark Edsall, Daniel Leake
Line judges: James Eaton, Scott Wolk

TOTAL TEAM BLOCKS: 8.0



Volleyball Box Score
The Automated ScoreBook
North Carolina vs Virginia Tech (Sep 28, 2018 at Blacksburg, Va.)



#	North Carolina	Attack				Ast	Serve			Block				BH	Pts	
		S	K	E	TA		Pct	SA	SE	RE	Dig	BS	BA			BE
1	Destiny Cox	3	7	7	33	.000	0	0	4	0	3	0	2	0	0	-
8	Casey Jacobs	3	0	0	0	.000	2	1	1	1	9	0	0	0	0	-
10	Hunter Atherton	3	4	2	10	.200	19	0	1	0	9	0	2	0	0	-
14	Madison Laufenberg	3	4	7	17	-.176	3	0	0	0	1	0	1	0	0	-
16	Raleigh Clark	1	0	0	1	.000	0	0	0	0	0	0	0	0	0	-
20	Ava Bell	3	6	1	21	.238	0	0	3	0	0	0	5	0	0	-
3	Aristea Tontai	2	2	0	3	.667	0	0	0	0	0	0	1	1	0	-
5	Annabelle Archer	1	0	0	0	.000	0	0	0	0	1	0	0	0	0	-
6	Skyilar Wine	3	3	4	16	-.062	1	0	0	0	2	0	0	0	0	-
7	Katharine Esterley	2	1	0	2	.500	0	0	0	0	1	0	1	0	0	-
9	Greer Moseman	3	0	0	0	.000	0	0	0	0	6	0	0	0	0	-
13	Mia Fradenburg	3	0	0	0	.000	1	1	0	0	9	0	0	0	0	-
17	Maddie Grace Hough	2	0	0	0	.000	1	0	0	2	0	0	0	0	0	-
Totals		3	27	21	103	.058	27	2	9	3	41	0	12	1	0	-

Team Attack By Set

Set	K	E	TA	Pct
1	10	6	29	.138
2	7	6	33	.030
3	10	9	41	.024

SET SCORES **1 2 3 Team Records:**
 North Carolina (0) 15 19 23 5-8 (1-3 ACC)
 Virginia Tech (3) 25 25 25 11-4 (2-1 ACC)

TOTAL TEAM BLOCKS: 6.0

#	Virginia Tech	Attack				Ast	Serve			Block				BH	Pts	
		S	K	E	TA		Pct	SA	SE	RE	Dig	BS	BA			BE
1	Kaity Smith	3	16	6	37	.270	2	2	3	0	6	0	0	0	0	-
9	Rhegan Mitchell	3	3	1	7	.286	30	0	1	0	6	0	4	0	0	-
10	Kylie Thomas	3	0	0	0	.000	2	0	0	0	5	0	0	0	0	-
14	Ester Talamazzi	3	7	7	27	.000	2	0	3	2	12	0	0	0	0	-
19	Marisa Cerchio	3	5	3	16	.125	0	0	0	0	1	0	2	0	0	-
22	Kai Young	3	2	0	4	.500	1	0	0	0	0	0	4	0	0	-
4	Jaila Tolbert	3	2	1	9	.368	1	0	0	0	0	2	0	0	0	-
5	Carol Raffety	3	0	0	0	.000	2	1	1	0	14	0	0	0		

2018 OVERALL SEASON STATS



The Automated ScoreBook
Virginia Tech Combined Team Statistics (as of Sep 30, 2018)
All matches



RECORD:	OVERALL	HOME	AWAY	NEUTRAL
ALL GAMES	11-5	6-2	2-1	3-2
CONFERENCE	2-2	2-2	0-0	0-0
NON-CONFERENCE	9-3	4-0	2-1	3-2

#	Player	sp	Attack				Set		Serve			Dig			Blocking					points		
			k	k/s	e	ta	pct	a	a/s	sa	se	sa/s	re	dig	dig/s	bs	ba	total	blk/s		be	bhe
1	Kaity Smith	55	197	3.58	87	482	.228	12	0.22	19	33	0.35	9	131	2.38	1	14	15	0.27	0	0	-
4	Jaila Tolbert	55	174	3.16	53	350	.346	2	0.04	0	2	0.00	0	27	0.49	2	43	45	0.82	0	0	-
19	Marisa Cerchio	55	131	2.38	34	297	.327	1	0.02	11	15	0.20	1	11	0.20	9	54	63	1.15	1	0	-
14	Ester Talamazzi	55	126	2.29	79	430	.109	16	0.29	21	21	0.38	15	151	2.75	0	19	19	0.35	4	0	-
22	Kai Young	49	58	1.18	28	144	.208	2	0.04	0	0	0.00	1	6	0.12	0	44	44	0.90	9	0	-
9	Rhegan Mitchell	51	21	0.41	5	57	.281	445	8.73	5	7	0.10	0	93	1.82	1	18	19	0.37	2	9	-
23	Talyn Jackson	26	14	0.54	3	31	.355	127	4.88	2	0	0.08	0	23	0.88	0	11	11	0.42	3	4	-
6	Angel Robinson	13	7	0.54	4	24	.125	0	0.00	1	1	0.08	0	0	0.00	0	7	7	0.54	0	0	-
13	Peyton Yelich	1	2	2.00	0	4	.500	0	0.00	0	0	0.00	0	0	0.00	0	0	0	0.00	1	0	-
5	Carol Raffety	55	2	0.04	0	7	.286	57	1.04	10	14	0.18	14	210	3.82	0	0	0	0.00	0	1	-
7	Tessa Wyner	5	0	0.00	2	6	-.333	1	0.20	0	0	0.00	2	3	0.60	0	0	0	0.00	0	0	-
11	Sarah Jane Lynch	12	0	0.00	0	0	.000	0	0.00	0	1	0.00	0	5	0.42	0	0	0	0.00	0	0	-
10	Kylie Thomas	54	0	0.00	0	0	.000	14	0.26	9	10	0.17	5	87	1.61	0	0	0	0.00	0	1	-
20	Abby McKinzie	27	0	0.00	0	0	.000	1	0.04	6	2	0.22	1	13	0.48	0	0	0	0.00	0	0	-
	TEAM	-	-	-	-	-	-	-	-	-	-	-	4	-	-	-	-	-	-	-	-	-
	VIRGINIA TECH	55	732	13.31	295	1832	.239	678	12.33	84	106	1.53	52	760	13.82	13	210	118.0	2.15	20	15	-
	Opponents	55	625	11.36	308	1808	.175	593	10.78	52	108	0.95	85	695	12.64	11	176	99.0	1.80	22	12	-

Team Statistics	VT	OPP
ATTACK		
Kills	732	625
Errors	295	308
Total Attacks	1832	1808
Attack Pct	.239	.175
Kills/Set	13.3	11.4
SET		
Assists	678	593
Attempts	1823	1835
Assist Pct	.372	.323
Assists/Set	12.3	10.8
SERVE		
Aces	84	52
Errors	106	108
Attempts	1261	1115
Serve Pct	.916	.903
Aces/Set	1.5	0.9
SERVE RECEPTIONS		
Errors	52	85
Errors/Set	0.9	1.5
Attempts	1006	1155
Reception Pct	.948	.926
DEFENSE		
Digs	760	695
Digs/Set	13.8	12.6
BLOCKING		
Block Solo	13	11
Block Assist	210	176
Total Blocks	118.0	99.0
Blocks/Set	2.1	1.8
Block Errors	20	22
Ball handling errors	15	12

Date	Opponent	Score	Score by set	Att.
Aug 24	vs USC Upstate	w 3-0	25-14,25-18,25-15	1411
Aug 25	vs Presbyterian	w 3-0	25-22,25-11,25-21	1411
Aug 25	at Charlotte	w 3-2	15-25,24-26,25-19,25-19,15-9	1411
Aug 31	WILLIAM & MARY	w 3-0	25-14,25-6,25-20	329
Aug 31	CAMPBELL	w 3-0	25-18,25-19,25-12	842
Sep 01	ROBERT MORRIS	w 3-1	22-25,25-21,25-16,25-15	515
Sep 07	vs IUPUI	w 3-1	25-21,25-11,22-25,25-13	259
Sep 07	at Ohio	w 3-1	24-26,25-21,25-21,25-16	860
Sep 08	vs Samford	L 0-3	18-25,20-25,16-25	405
Sep 11	VCU	w 3-0	25-16,25-18,25-21	818
Sep 15	vs #18 Baylor	L 0-3	26-28,18-25,16-25	126
Sep 16	at UTSA	L 1-3	14-25,25-20,21-25,23-25	563
*Sep 21	#9 PITT	L 0-3	16-25,18-25,20-25	672
*Sep 23	VIRGINIA	w 3-0	25-20,25-21,25-20	839
*Sep 28	NORTH CAROLINA	w 3-0	25-15,25-19,25-23	827
*Sep 30	NC STATE	L 1-3	25-21,24-26,19-25,23-25	536

Record in 3-set matches: 7-3
Record in 4-set matches: 3-2
Record in 5-set matches: 1-0



2018 CONFERENCE SEASON STATS



The Automated ScoreBook
Virginia Tech Combined Team Statistics (as of Sep 30, 2018)
Conference matches



RECORD:	OVERALL	HOME	AWAY	NEUTRAL
ALL GAMES	2-2	2-2	0-0	0-0
CONFERENCE	2-2	2-2	0-0	0-0
NON-CONFERENCE	0-0	0-0	0-0	0-0

#	Player	sp	Attack				Set		Serve			Dig		Blocking					points			
			k	k/s	e	ta	pct	a	a/s	sa	se	sa/s	re	dig	dig/s	bs	ba	total		blk/s	be	bhe
4	Jaila Tolbert	13	46	3.54	14	96	.333	1	0.08	0	2	0.00	0	3	0.23	1	10	11	0.85	0	0	-
1	Kaity Smith	13	45	3.46	26	123	.154	4	0.31	3	6	0.23	2	29	2.23	1	3	4	0.31	0	0	-
19	Marisa Cerchio	13	30	2.31	11	71	.268	0	0.00	1	2	0.08	0	2	0.15	1	10	11	0.85	0	0	-
14	Ester Talamazzi	13	24	1.85	31	106	-.066	3	0.23	4	7	0.31	4	35	2.69	0	2	2	0.15	0	0	-
22	Kai Young	13	12	0.92	5	31	.226	1	0.08	0	0	0.00	0	2	0.15	0	13	13	1.00	4	0	-
9	Rhegan Mitchell	13	7	0.54	3	22	.182	127	9.77	0	2	0.00	0	21	1.62	0	7	7	0.54	0	3	-
5	Carol Raffety	13	1	0.08	0	1	1.000	7	0.54	3	5	0.23	2	57	4.38	0	0	0	0.00	0	0	-
23	Talyn Jackson	2	1	0.50	0	2	.500	8	4.00	0	0	0.00	0	3	1.50	0	1	1	0.50	0	1	-
10	Kylie Thomas	12	0	0.00	0	0	.000	2	0.17	1	2	0.08	1	18	1.50	0	0	0	0.00	0	0	-
11	Sarah Jane Lynch	11	0	0.00	0	0	.000	0	0.00	0	1	0.00	0	5	0.45	0	0	0	0.00	0	0	-
	TEAM	-	-	-	-	-	-	-	-	-	-	-	1	-	-	-	-	-	-	-	-	-
	VIRGINIA TECH	13	166	12.77	90	452	.168	153	11.77	12	27	0.92	10	175	13.46	3	46	26.0	2.00	4	4	-
	Opponents	13	154	11.85	77	435	.177	152	11.69	10	31	0.77	12	167	12.85	0	62	31.0	2.38	2	4	-

Team Statistics	VT	OPP
ATTACK		
Kills	166	154
Errors	90	77
Total Attacks	452	435
Attack Pct	.168	.177
Kills/Set	12.8	11.8
SET		
Assists	153	152
Attempts	444	442
Assist Pct	.345	.344
Assists/Set	11.8	11.7
SERVE		
Aces	12	10
Errors	27	31
Attempts	296	289
Serve Pct	.909	.893
Aces/Set	0.9	0.8
SERVE RECEPTIONS		
Errors	10	12
Errors/Set	0.8	0.9
Attempts	258	269
Reception Pct	.961	.955
DEFENSE		
Digs	175	167
Digs/Set	13.5	12.8
BLOCKING		
Block Solo	3	0
Block Assist	46	62
Total Blocks	26.0	31.0
Blocks/Set	2.0	2.4
Block Errors	4	2
Ball handling errors	4	4
ATTENDANCE		
Total	2874	0
Dates/Avg Per Date	4/718	0/0
Neutral site #/Avg	0/0	

Date	Opponent	Score	Score by set	Att.
*Sep 21	#9 PITT	L 0-3	16-25,18-25,20-25	672
*Sep 23	VIRGINIA	w 3-0	25-20,25-21,25-20	839
*Sep 28	NORTH CAROLINA	w 3-0	25-15,25-19,25-23	827
*Sep 30	NC STATE	L 1-3	25-21,24-26,19-25,23-25	536

Record in 3-set matches: 2-1
Record in 4-set matches: 0-1
Record in 5-set matches: 0-0





1
Kaity SMITH
OH | 6-1 | So.
Florence, Ky.



4
Jailla TOLBERT
RS | 6-1 | Sr.
Minneapolis, Minn.
(JAY-lah)



5
Carol RAFFETY
L/DS | 5-11 | Jr.
Novato, Calif.



6
Angel ROBINSON
MB | 6-0 | Fr.
Norman, Okla.



7
Tessa WYNER
OH | 5-11 | Jr.
Charleston, W.Va.



9
Rhegan MITCHELL
S | 5-8 | r-Sr.
Peachtree City, Ga.
(like Ronald Reagan)



10
Kylie THOMAS
L/DS | 5-7 | So.
Sterling, Va



11
Sarah Jane Lynch
S | 6-2 | Fr.
Roswell, Ga.



13
Peyton YELICH
MB | 6-3 | Fr.
Crown Point, Ind.
(Yell-itch)



14
Ester TALAMAZZI
OH | 6-0 | So.
Campo Ligure, Genoa, Italy
(Tal-uh-MAHT-zee)



16
Jennifer WILLIAMS
OH | 6-1 | Fr.
Staunton, Va.



19
Marisa CERCHIO
MB/OH | 6-3 | So.
Cincinnati, Ohio
(SIR-ko)



20
Abby MCKINZIE
L/DS | 5-9 | Jr.
East Leroy, Mich.



21
Melody CALOYANNIDES
OH | 6-0 | Jr.
Reston, Va.
(cal-oh-yahn-EE-dis)



22
Kai YOUNG
MB | 5-11 | So.
Charlotte, N.C.



23
Talyn JACKSON
S | 5-11 | Fr.
Gardnerville, Nev.
(TAL-Lynn)



Jill WILSON
Head Coach
LSU, 2001



John WASIELEWSKI
Associate Head Coach
Penn State, 1990
(Was-uh-LEW-ski)




Thomas AMBERG
Assistant Coach
UCLA, 2012



Leah JOSEPH
Director of Operations
Georgia Southern, 2016



Kayla SCHANBACK
Volunteer Assistant Coach
Campbell, 2018



Kayla RESCO
Head Manager

