



# HOKIES

## 2018 Virginia Tech Volleyball Match Notes

### #FuelTheFire

Oct. 26 & 28 | Matches 23 & 24  
Coral Gables, Fla. | Tallahassee, Fla.

#### INFORMATION

##### Virginia Tech Hokies



Record.....13-9, 4-6 ACC  
Starters R/L.....4+Libero/2  
Head Coach.....Jill Wilson  
Record (Years).....23-30 (2nd)

##### Miami (Fla.) Hurricanes



Record.....12-6, 8-3 ACC  
Starters R/L.....3/3+Libero  
Head Coach.....Jose "Keno" Gandara  
Record (Years).....111-60 (3rd)

##### Florida State Seminoles



Record.....13-8, 9-3 ACC  
Starters R/L.....4/4+Libero  
Head Coach.....Chris Poole  
Record (Years).....268-77 (11th)

#### NUMBER TO KNOW

# 8

Tech is an impressive 8-2 on Friday, typically the first match of an ACC weekend. However, the Hokies have struggled on Sunday, owning a 1-5 reading.

#### PROJECTED STARTERS

#	Name	K	Pct.	A	D	B
1	Kaity Smith (OH)	270	.204	15	191	21
4	Jaila Tolbert (RS)	235	.297	3	35	59
6	Angel Robinson (MB)	29	.146	0	1	21
9	Rhegan Mitchell (S)	26	.231	616	128	29
14	Ester Talamazzi (OH)	186	.142	20	215	23
19	Marisa Cerchio (MB)	160	.275	1	11	87
5	Carol Raffety (L)	2	.125	70	287	0

#### SERIES HISTORY

Miami (Fla.) Series.....Miami leads 19-7  
First Meeting.....Tech won 3-0 in 2002  
Last Meeting.....Miami won 3-0 in 2017  
Florida State Series.....FSU leads 32-4  
First Meeting.....FSU won 2-0 in 1980  
Last Meeting.....FSU won 3-1 in 2017


#### AT THE NET

- Virginia Tech's volleyball team boasts 10 returning letterwinners, including four starters and its libero back.
- Tech has 16 student-athletes on the roster and of the 16, 11 are underclassmen. One of the youngest groups in the ACC, 69 percent of Tech's team is freshmen and sophomores.
- Though the Hokies will be youthful in 2018, they do bring back All-ACC selection Jaila Tolbert at the right-side hitter position.
- Tolbert is coming off her best season yet and had quite the summer, too, as the senior competed on the U.S. Collegiate National Team.
- Tech enters its sixth weekend of ACC play with a 4-6 league record after wrapping up a little over half of the conference slate this past weekend, splitting its two matches at home.
- The four ACC wins already match last year's total in coach Jill Wilson's first season in Blacksburg.
- Right-side hitter Jaila Tolbert was selected as a Senior CLASS Award candidate on Oct. 1. She is one of four ACC players. (More on page 3)

#### LAST TIME OUT

- Last Friday, Tech won in five sets over Wake Forest ending its three-match losing streak.
- Sophomore Ester Talamazzi had one of her best matches of the season, racking up 13 kills and 20 digs.
- Libero Carol Raffety scooped up a season-high 26 digs, the third-most of her career.
- On Sunday, Tech was up 2-0 but lost the next three sets all by two points apiece to Duke.
- Three Hokies had three double-doubles, including outside hitters Kaity Smith (17 kills, 15 digs) and Ester Talamazzi (14 kills, 17 digs) and setter Rhegan Mitchell (38 assists, 14 digs).
- It marked the first time in the Jill Wilson era that three players each had a double-double in the same match.
- Raffety again scooped up 20 digs and chipped in a season-high three aces.

#### WHO TO WATCH



Ester Talamazzi is coming off quite the weekend, as the outside hitter turned in consecutive double-doubles. (More on page 9)

### 2018 Schedule

#### AUGUST

16	(1) vs. RADFORD	W, 3-2
24	(2) vs. USC UPSTATE	W, 3-0
25	(2) vs. PRESBYTERIAN	W, 3-0
25	(2) AT CHARLOTTE (C-USA TV)	W, 3-2
31	(3) WILLIAM & MARY (ACC NETWORK EXTRA)	W, 3-0
31	(3) CAMPBELL (ACC NETWORK EXTRA)	W, 3-0

#### SEPTEMBER

1	(3) ROBERT MORRIS (ACC NETWORK EXTRA)	W, 3-1
7	(4) vs. IUPUI	W, 3-1
7	(4) AT OHIO (ESPN+)	W, 3-1
8	(4) vs. SAMFORD	L, 3-0
11	VCU (ACC NETWORK EXTRA)	W, 3-0
15	(5) vs. No. 18/RV BAYLOR	L, 3-0
16	(5) AT UTSA (FACEBOOK)	L, 3-1
21	No. 9/5 PITT* (ACC NETWORK EXTRA)	L, 3-0
23	VIRGINIA* (ACC NETWORK EXTRA)	W, 3-0
28	NORTH CAROLINA* (ACC NETWORK EXTRA)	W, 3-0
30	NC STATE* (ACC NETWORK EXTRA)	L, 3-1

#### OCTOBER

5	AT GEORGIA TECH* (ACC NETWORK EXTRA)	W, 3-0
7	AT CLEMSON* (ACC NETWORK EXTRA)	L, 3-0
12	AT No. 22/22 LOUISVILLE* (ACC NETWORK EXTRA)	L, 3-0
14	AT NOTRE DAME* (ACC NETWORK EXTRA)	L, 3-0
19	WAKE FOREST* (ACC NETWORK EXTRA)	W, 3-2
21	DUKE* (ACC NETWORK EXTRA)	L, 3-2
26	AT MIAMI (FLA.)* (ACC NETWORK EXTRA)	7 P.M.
28	AT FLORIDA STATE* (ACC NETWORK EXTRA)	1 P.M.

#### NOVEMBER

2	SYRACUSE* (ACC NETWORK EXTRA)	6 P.M.
4	BOSTON COLLEGE* (ACC NETWORK EXTRA)	1 P.M.
9	AT VIRGINIA* (ACC NETWORK EXTRA)	7 P.M.
16	AT BOSTON COLLEGE* (ACC NETWORK EXTRA)	7:30 P.M.
18	AT SYRACUSE* (ACC NETWORK EXTRA)	1 P.M.
21	CLEMSON* (ACC NETWORK EXTRA)	3 P.M.

\* ACC MATCH | ALL TIMES ET | AT THE TIME RANKING/CURRENT RANKING

- 1-EXHIBITION
- 2-CHARLOTTE INVITATIONAL
- 3-HOKIE INVITATIONAL
- 4-BOBCAT INVITATIONAL
- 5-UTSA INVITATIONAL

#### VIRGINIA TECH CONTACT

Lance Dozier  
Assistant Director, Strategic Communications  
Phone: (507) 993-1898  
Email: lance17@vt.edu

### Social



@HokiesVB



@HokiesVB



/HokieSports



@VT\_VBall



**AVCA Top 25 Week 9 Poll**

Oct. 22 | *Opponents in italics*

Team (1st place)	Points	Record	Last
1 BYU (58)	1593	20-0	1
2 Stanford (6)	1542	18-1	2
3 Minnesota	1472	16-2	3
4 Penn State	1341	17-3	4
5 <i>Pitt</i>	1297	22-0	6
6 Illinois	1260	18-3	7
7 Wisconsin	1205	14-4	9
8 Texas	1182	12-4	8
9 Nebraska	1127	15-5	5
10 Creighton	1016	18-4	10
11 Cal Poly	935	19-1	12
12 Michigan	837	18-3	13
13 Florida	798	18-4	11
14 Kentucky	771	14-4	15
15 USC	668	15-6	14
16 Oregon	630	13-7	16
17 Purdue	599	17-4	17
18 Marquette	549	19-4	18
19 Washington State	476	15-5	23
20 UCLA	384	11-6	20
21 Washington	297	13-7	19
22 <i>Louisville</i>	249	16-5	21
23 Arizona	190	16-6	25
24 Missouri	164	18-4	NR
25 UCF	44	18-3	NR

**Receiving Votes:** Kansas State 29; UNI 23; Tennessee 22; *Baylor* 20; Cincinnati 19; Utah 16; Kansas 12; Colorado 6; San Diego 3

**Dropped Out:** Then-No. 22 Kansas State, then-No. 24 Baylor

**NCAA RPI**

Oct. 22 | *Opponents in italics*

Team	Conference	Record
1 Stanford	Pac-12	18-1
2 BYU	WCC	20-0
3 Illinois	B1G	18-3
4 Texas	Big 12	12-4
5 <i>Pitt</i>	ACC	22-0
6 USC	Pac-12	15-6
7 Minnesota	B1G	16-2
8 Wisconsin	B1G	14-4
9 UCF	American	18-3
10 Kentucky	SEC	14-4
11 Michigan	B1G	18-3
12 Washington State	Pac-12	15-5
13 Purdue	B1G	17-4
14 Penn State	B1G	17-3
15 Nebraska	B1G	15-5
16 Florida	SEC	18-4
17 Washington	Pac-12	13-7
18 Cal Poly	Big West	19-1
19 Marquette	BIG EAST	19-4
20 UNI	MVC	16-7
21 UCLA	Pac-12	11-6
22 Creighton	BIG EAST	18-4
23 Oregon	Pac-12	13-7
24 <i>Baylor</i>	Big 12	12-7
25 Missouri	SEC	18-4
26 Kansas	Big 12	13-6
27 Cincinnati	American	18-5
28 Texas State	Sun Belt	20-5
29 South Carolina	SEC	15-4
30 Dayton	A-10	17-6

**QUICK FACTS**

University Name .....Virginia Tech  
 Location .....Blacksburg, Va.  
 Founded .....1872  
 Enrollment .....34,440  
 President..... Dr. Timothy Sands  
 Director of Athletics..... Whit Babcock  
 Nickname .....Hokies  
 Mascot .....Hokie Bird  
 Colors..... Chicago Maroon and Burnt Orange  
 Affiliation ..... NCAA Division I  
 Conference.....Atlantic Coast

**2018 Key Information**

**RETURNING STARTERS (4 + Libero)**

Rhegan Mitchell	S	Racked up 1,122 assists (9.93 a/s), 243 digs, 66 kills Team-high 440 digs, 32 SA, 102 assists
Carol Raffety	L/DS	
Kaity Smith	OH	Posted 309 kills, 190 digs, ACC All-Freshmen Team Turned in 290 kills, 229 digs, 27 aces, 24 blocks
Ester Talamazzi	OH	
Jaila Tolbert	RS	Tallied a team-high 318 kills (.318 clip), 2nd team All-ACC

**OTHERS RETURNING (5)**

Melody Caloyannides	OH	Posted 15 kills, 22 digs in 15 sets
Marisa Cerchio	MB/OH	Registered 114 kills, 25 blocks, 15 digs in 76 sets
Abby McKinzie	L/DS	Recorded 103 digs, six aces in 89 sets
Kylie Thomas	L/DS	Tallied 78 digs, eight aces in 53 sets
Kai Young	MB	Collected 20 kills, 22 blocks in 34 sets

**NEWCOMERS (6)**

Talyn Jackson	S	Senior Aces Top 150, NIAA all-state, three-time All-League
Sarah Jane Lynch	S	Senior Aces Top 150, GHSA all-state, AAU All-American
Angel Robinson	MB	Led North Norman HS to state finals twice, OSSAA all-state
Jennifer Williams	OH	Led Robert E. Lee HS to state final, VHSL all-state
Tessa Wyner	OH	Three-time West Virginia Gatorade Player of the Year
Peyton Yelich	MB	IHSAA all-state, led Crown Point HS to state final

**STARTERS LOST (2)**

Cara Cunningham	MB	Team-high 81 blocks, 132 kills, hit .246
Stacey Christy	MB	Hit .291 with 160 kills, 70 blocks

No.	Name	Pos.	Ht.	Cl.	Hometown	High School (Previous School)
1	Kaity Smith	OH	6'1"	So.	Florence, Ky.	Randall Cooper
4	Jaila Tolbert	RS	6'1"	Sr.	Minneapolis, Minn.	Breck School
5	Carol Raffety	L/DS	5'11"	Jr.	Novato, Calif.	Marin Catholic
6	Angel Robinson	MB	6'0"	Fr.	Norman, Okla.	Norman North
7	Tessa Wyner	OH	5'11"	Fr.	Charleston, W.Va.	George Washington
9	Rhegan Mitchell	S	5'8"	r-Sr.	Peachtree City, Ga.	McIntosh
10	Kylie Thomas	L/DS	5'7"	So.	Sterling, Va.	Potomac Falls
11	Sarah Jane Lynch	S	6'2"	Fr.	Roswell, Ga.	Mount Pisgah Christian
13	Peyton Yelich	MB	6'3"	Fr.	Crown Point, Ind.	Crown Point
14	Ester Talamazzi	OH	6'0"	So.	Campo Ligure, Genoa, Italy	Liceo Scientifico A. Antonelli
16	Jennifer Williams	OH	6'1"	Fr.	Staunton, Va.	Robert E. Lee
19	Marisa Cerchio	MB/OH	6'3"	So.	Cincinnati, Ohio	Turpin
20	Abby McKinzie	L/DS	5'9"	Jr.	East Leroy, Mich.	St. Philip Catholic Central
21	Melody Caloyannides	OH	6'0"	Jr.	Reston, Va.	South Lakes
22	Kai Young	MB	5'11"	So.	Charlotte, N.C.	Charlotte Christian
23	Talyn Jackson	S	5'11"	Fr.	Gardnerville, Nev.	Douglas

**Head Coach:** Jill Wilson (LSU, 2001), 2nd Season

**Associate Head Coach:** John Wasielewski (Penn State, 1990), 2nd season

**Assistant Coach:** Thomas Amberg (UCLA, 2012), 2nd season

**Volunteer Assistant Coach:** Kayla Schanback (Campbell, 2018), 1st season

**Director of Operations:** Leah Joseph (Georgia Southern, 2016), 2nd season

**Head Manager:** Kayla Resco, 2nd season

**Pronunciations**

Melody Caloyannides: cal-oh-yahn-EE-dis	Marisa Cerchio: SIR-ko	Jaila Tolbert: JAY-lah
Ester Talamazzi: Tal-uh-MAHT-zee	Talyn Jackson: TAL-lynn	Peyton Yelich: Yell-it-itch
John Wasielewski: Was-uh-LEW-ski	Rhegan Mitchell: like (Ronald) Reagan	





**2018 ACC Standings**

Team	Overall	ACC	Pct.
1. No. 5 Pitt	22-0	10-0	1.000
2. No. 22 Louisville	16-5	9-1	.762
3. Florida State	13-8	9-2	.818
4. Syracuse	12-6	8-2	.667
5. Miami (Fla.)	12-6	8-3	.667
6. Notre Dame	12-8	6-4	.600
7. Duke	11-8	5-5	.579
<b>8. Virginia Tech</b>	<b>13-9</b>	<b>4-6</b>	<b>.591</b>
NC State	10-10	4-6	.500
10. Boston College	13-9	3-7	.591
Wake Forest	8-14	3-7	.364
12. Georgia Tech	13-10	2-8	.565
Clemson	11-12	2-8	.478
Virginia	6-14	2-8	.476
15. North Carolina	5-14	1-9	.263

**2018 Preseason ACC Coaches' Poll**

- Pitt (196 points)
- Louisville (180)
- Florida State (171)
- Notre Dame (137)
- Duke (134)
- North Carolina (121)
- Miami (Fla.) (117)
- NC State (117)
- Syracuse (110)
- Georgia Tech (68)
- 11. Virginia Tech (55)**
- Clemson (54)
- Wake Forest (51)
- Virginia (37)
- Boston College (27)

**2018 ACC Preseason All-Conference**

Kaylin Korte, Sr., OH/RS, Clemson  
 Leah Meyer, Jr., MB, Duke  
 Payton Caffrey, Jr., OH, Florida State  
 Taryn Knuth, So., MB, Florida State  
 Jasmine Bennett, Sr., MB, Louisville  
 Melanie McHenry, Jr., OH, Louisville  
 Wilma Rivera, Sr., S, Louisville  
 Molly Sauer, Sr., L, Louisville  
 Haley Templeton, R-Sr., S, Miami  
 Melissa Evans, So., OPP, NC State  
 Kylie Pickrell, Sr., S, NC State  
 Ryann DeJarld, Sr., L, Notre Dame  
 Jemma Yeadon, Jr., OH, Notre Dame  
 Kamalani Akeo, Sr., S, Pitt  
 Nika Markovic, Jr., RS, Pitt  
 Stephanie Williams, R-Jr., OH, Pitt  
 Santita Ebangwese, Sr., MB, Syracuse  
**Jaila Tolbert, Sr., RS, Virginia Tech**

**GREENSBORO, N.C.** – Pitt has been chosen as the 2018 Atlantic Coast Conference volleyball preseason favorite in a vote of the league's 15 head coaches, announced on Aug. 3.

The reigning ACC Co-Champion Panthers received all 14 possible first-place votes and 196 points, as coaches were not allowed to vote for their own teams.

**CLIMBING THE LADDER**

- Junior libero Carol Raffety is working her way up the all-time career digs list at Tech.
- Heading into the season with 921 digs, Raffety became the 18th Hokie in the 1,000-dig club on Sept. 7 against IUPUI at the Bobcat Invitational.
- The California native has passed eight Hokies on the list so far, being No. 10 all-time with 1,208.

#	Name	Years	Digs
1.	Amanda Cloyd	2004-07	2,200
2.	Heather Berglund	1990-93	1,710
3.	Jill Gergen	2005-09	1,708
4.	Lisa Pikalek	1989-92	1,591
5.	Morgan O'Neill	2009-12	1,516
6.	Lindsey Owens	2013-16	1,309
7.	Annie Spicer	2001-04	1,244
8.	Meredith Braine	1995-98	1,241
9.	Justine Record	2008-11	1,238
<b>10.</b>	<b>Carol Raffety</b>	<b>2016-present</b>	<b>1,208</b>
11.	Terrie Zubert	1994-97	1,170
12.	Amanda McKinzie	2013-16	1,168
13.	Jenni McFadden	1991-94	1,150
14.	Melissa Markowski	2002-05	1,124
15.	Rachel Julian	1996-99	1,105
16.	Ana Lang	1999-02	1,078
17.	Kenedy McGrath	2012-15	1,045
18.	Amanda Yelsh	1991-94	1,012

**SENIOR CLASS AWARD**

- Senior Jaila Tolbert was selected as a Senior CLASS Award candidate on Oct. 1.
- The right-side hitter is one of 30 volleyball student-athletes to make the cut and the first-ever Tech volleyball player to be named a candidate.
- She is the first Hokie in any sport to be selected since 2016 (Murielle Tiernan, women's soccer). Tolbert is one of four players out of the ACC.
- To be eligible for the award, a student-athlete must be classified as an NCAA Division I senior and have notable achievements in four areas of excellence: community, classroom, character and competition.
- The definition of a student-athlete, Tolbert is the lone ACC representative on NCAA Division I SAAC, has done community outreach at a local elementary school in Blacksburg and was All-ACC second-team last fall.

**CURRY SAYS A FEW WORDS**

- Tech volleyball alum Sonya Curry, formerly Adams and wife of Tech men's basketball standout Dell Curry, was in Charlotte last weekend and gave the Hokies a pep talk before their match against the 49ers inside Halton Arena.
- The talk, which was giving them encouragement on and off the court, seemed to work as Tech went on to stay perfect on the weekend with a 3-2 win over Charlotte.



**ACC RANKS**

- Tech is No. 3 in the ACC for service aces with 1.48, while being No. 4 for opponent kills with 11.95.
- Sophomore Kaity Smith has the ninth-best average for kills per set (3.51) and ninth-best aces per set mark (0.30) in the league.
- Outside hitter Ester Talamazzi owns the top aces per set mark (0.37) in the league. Her eight aces against William & Mary on Aug. 31 tied the second-most mark in school history with Annie Spicer on Sept. 10, 2004, versus ULM.
- Redshirt senior Rhegan Mitchell is No. 9 for assists per set (8.44) and sophomore Marisa Cerchio has the tenth-best blocks per set (1.13).
- Carol Raffety is No. 8 for digs per set with 3.78.

**TIDBITS**

- Tech was 2-0 in five-setters entering its matchup with Duke on Sunday, but that streak came to a close with a 3-2 loss. Ironically, the last time Tech lost a five-setter was to the Blue Devils on Oct. 22, 2017.
- The Hokies won their first match this season when hitting worse than their opponent, defeating Wake Forest with a .116 clip. They are 1-9 when doing so.
- The last time Tech had two players have 17 or more kills in a match was on Sept. 19, 2015. That streak came to an end on Sunday as Jaila Tolbert had 19 kills and Kaity Smith owned 17 kills versus Duke.

**A WIN WOULD**

- A win against the Hurricane would snap Tech's five-match skid and be the first win over the 'Canes since 2013. Tech has only won once in Coral Gables.
- A win versus the Seminoles would be the Hokies' first since 2013 and the first-ever victory in Tallahassee. It would be Tech's fifth victory over FSU.

**RPI INFO**

- The NCAA released the Ratings Percentage Index on Monday, its fourth release of the season.
- Tech came in at No. 119, the 11th-best in the ACC, ahead of No. 146 North Carolina, No. 178 Boston College, No. 179 Wake Forest and No. 208 Virginia.
- The ACC has five teams in the top 50, with Pitt (5), Syracuse (32), Louisville (33), FSU (36) and Duke (49).
- Among the Power Five, the ACC is tied with the Big 12 with the fourth-most teams in the top 50 behind the Big Ten (9), Pac-12 (8) and SEC (6).
- The Hokies finished with the No. 183 RPI in 2017, which was the 12th-best in the ACC topping Virginia (197), Boston College (227) and Clemson (258).

**USA - TOLBERT**

- Jaila Tolbert tried out in Colorado Springs, Colorado this spring and made the U.S. Collegiate National Team.
- The Minnesota native competed on the red, white blue in Detroit for over a week with 23 other collegiate student-athletes.
- She was assigned to one of two 12-member teams that played three exhibitions against each other, with her team winning 2-1.
- Tolbert hopes to bring what she learned on the trip back to Tech and on the court.








**LAST TIME THE TEAM...**

Won a match	Wake Forest, 3-2, 10/19/18
Lost a match	Duke, 3-2, 10/21/18
Won at home	Wake Forest, 3-2, 10/19/18
Lost at home	Duke, 3-2, 10/21/18
Won on the road	at Georgia Tech, 3-0, 10/5/18
Lost on the road	at Notre Dame, 3-0, 10/14/18
Won in three sets	at Georgia Tech, 3-0, 10/5/18
Lost in three sets	at Notre Dame, 3-0, 10/14/18
Won in four sets	at Ohio, 3-1, 9/7/18
Lost in four sets	NC State, 3-1, 9/30/18
Won in five sets	Wake Forest, 3-2, 10/19/18
Lost in five sets	Duke, 3-2, 10/21/18
Beat an ACC team	Wake Forest, 3-2, 10/19/18
Lost to an ACC team	Duke, 3-2, 10/21/18
Beat an ACC team at home	Wake Forest, 3-2, 10/19/18
Lost to an ACC team at home	Duke, 3-2, 10/21/18
Beat an ACC team on the road	at Georgia Tech, 3-0, 10/5/18
Lost to an ACC team on the road	at Notre Dame, 3-0, 10/14/18
Beat a nonconference team	VCU, 3-0, 9/11/18
Lost to a nonconference team	at UTSA, 3-1, 9/16/18
Beat nonconference team at home	VCU, 3-0, 9/11/18
Lost to nonconference team at home	ETSU, 3-0, 9/16/17
Beat nonconference team on road	at Ohio, 3-1, 9/7/18
Lost to nonconference team on road	at UTSA, 3-1, 9/16/18
Beat a ranked team	at No. 19 Michigan State, 3-1, 9/4/15
Lost to a ranked team	at No. 22 Louisville, 3-1, 10/2/18
Beat an unranked team	Wake Forest, 3-2, 10/19/18
Lost to an unranked team	Duke, 3-2, 10/21/18

Started a season 9-0	2009
Was 10 matches over .500 in a season	2013 (11 matches over .500 at 12-1)
Had 70 or more kills in a match	Idaho State, 75, 8/25/17
Had 200 or more attacks in a match	Chattanooga, 204, 9/19/15
Hit .300 or better in a match	at Georgia Tech, .301, 10/5/18
Hit .400 or better in a match	vs. South Dakota State, .402, 8/25/17
Had 65 or more assists in a match	at Charlotte, 67, 08/25/18
Had 10 or more aces in a match	at Georgia Tech, 10, 10/5/18
Had 75 or more digs in a match	at Charlotte, 81, 08/25/18
Had 85 or more digs in a match	Appalachian State, 85, 08/26/16
Had 10.0 or more blocks in a match	Wake Forest, 10, 10/19/18
Had 20.0 or more blocks in a match	Virginia, 20, 11/28/15

			
Hitting Percentage	.245	<b>.277</b>	.219
Kills per set	12.85	<b>13.75</b>	12.69
Assists per set	11.98	<b>12.72</b>	11.73
Digs per set	12.22	<b>14.32</b>	13.58
Blocks per set	2.16	<b>2.72</b>	2.09
Aces per set	<b>1.54</b>	0.99	1.48

**TEAM AVERAGES**

- Florida States runs away with owning the top mark in five of the six categories, including the top hitting percentage with a .277 clip, the second-best mark in the ACC. Miami has the top aces per set mark (1.54) among the three teams.
- Tech has the second best aces per set (1.48) and second best blocks per set (2.09) among the three squads.

**LAST TIME AN INDIVIDUAL...**

Had 20 or more kills in a match	Virginia, 21, Kaity Smith, 11/22/17
Had 30 or more kills in a match	vs. Idaho State, 30, Kaity Smith, 8/25/17
Had 50 or more attacks in a match	Duke, 50, Jaila Tolbert, 10/21/18
Hit over .500 in a match	Virginia, .529, Marisa Cerchio, 9/23/18
Hit over .600 in a match	VCU, .625, Jaila Tolbert, 9/11/18
Hit over .800 in a match	William & Mary, .812, Marisa Cerchio, 8/31/18
Had 45 or more assists in a match	Robert Morris, 45, Talyn Jackson, 9/1/18
Had 55 or more assists in a match	Duke, 55, Rhegan Mitchell, 10/22/17
Had 70 or more assists in a match	Liberty, 86, Kelli O'Dell, 10/17/00
Had 4 or more aces in a match	Robert Morris, 4, Abby McKinzie, 9/1/18
Had 8 or more aces in a match	William & Mary, 8, Ester Talamazzi, 8/31/18
Had 25 or more digs in a match	Radford, 27, Carol Raffety, 9/16/16
Had 30 or more digs in a match	Georgia Tech, 30, Morgan O'Neill, 11/23/12
Had 10 or more blocks in a match	at Charlotte, 10, Marisa Cerchio, 8/25/18
Had 15 or more blocks in a match	West Virginia, 17, Cheryl Stinson, 10/5/01
Opponent had less than 30 kills in a match	Campbell, 27, 8/31/18
Two players had 17 or more kills each in a match	Jaila Tolbert (19) & Kaity Smith (17) Duke, 10/21/19

**What's a Hokie?**



The answer leads all the way back to 1896 when Virginia Agricultural and Mechanical College changed its name to Virginia Polytechnic Institute. With the change came the necessity for writing a new cheer and a contest for such a purpose was held by the student body.

Senior O.M. Stull won first prize for his "Hokie" yell which is still used today. Later, when asked if "Hokie" had any special meaning, Stull explained the word was solely the product of his imagination and was used only as an attention-getter for his yell. It soon became a nickname for all Tech teams and for those people loyal to Tech athletics.

The official university school colors - Chicago Maroon and Burnt Orange - also were introduced in 1896. The colors were chosen by a committee because they made a 'unique combination' not worn elsewhere at the time. The official definition of "hokie" is "a loyal Virginia Tech Fan".

**RETURNING NUMBERS**

- To open the 2018 season, Virginia Tech returns almost all of its kills, assists and digs personnel, but will need a push in the blocks department with departing middle blockers Stacey Christy and Cara Cunningham.

Returning	Kills	Assists	Digs	Blocks	Points
2018	78.3%	95.3%	90.4%	21.4%	76.2%


**'17 CLASS OF ACC COACHES**

- The Atlantic Coast Conference entered 2017 with four new head coaches from its 15 member institutions, including Clemson's Michaela Franklin, Louisville's Dani Busboom Kelly, Virginia's Aaron Smith and Virginia Tech's Jill Wilson.
- Of the four in their second seasons, the Cardinals' Busboom Kelly owns the best winning percentage (.774), followed by the Hokies' Wilson (.434), the Tigers' Franklin (.321) and the Cavaliers' Smith (.255).
- Previously, Busboom Kelly was an assistant coach at Nebraska, Franklin was the associate head coach at Iowa, Wilson was the associate head coach at LSU and Smith was the associate head coach at Virginia, then was promoted by the Cavaliers' athletics director at the time, Craig Littlepage.

Name	Team	Overall	ACC	Home	Away	Neutral
Dani Busboom Kelly	Louisville	41-12	26-3	22-2	14-7	5-3
Jill Wilson	Virginia Tech	23-30	8-22	10-12	6-14	7-4
Michaela Franklin	Clemson	18-38	4-26	9-14	3-22	5-4
Aaron Smith	Virginia	13-38	5-25	8-17	4-16	1-5

**YEAR 2**

- Virginia Tech Athletics last summer implemented a new design on the playing surface at Cassell Coliseum. The basketball and volleyball court displays three iconic campus spots - Torgerson Bridge, Burruss Hall and War Memorial Chapel.
- In addition to the court redesign, Tech redid the floors at the men's basketball practice facility and volleyball practice gym, at a cost of about \$35,000.



**RECORD WHEN...**

Overall:	13-9
Home:	7-3
Away:	3-4
Neutral:	3-2
Three-set match:	8-6
Four-set match:	3-2
Five-set match:	2-1
Win first set:	10-2
Lose first set:	3-7
Win first two sets:	9-1
Split first two sets:	3-2
Lose first two sets:	1-6
Against top-25 teams:	0-3
Against unranked teams:	13-6
ACC:	4-6
Home:	3-3
Away:	1-3
Three-set match:	3-4
Four-set match:	0-1
Five-set match:	1-1
Win first set:	4-2
Lose first set:	0-4
Win first two sets:	3-1
Split first two sets:	1-1
Lose first two sets:	0-4
Against top-25 teams:	0-2
Higher hitting % than opponent:	12-0
Lower hitting % than opponent:	1-9
Hit over .400:	0-0
Hit over .300:	4-0
Hit over .200:	5-3
Hit under .200:	2-6
Opponent hits under .200:	11-0
More kills than opponent:	13-0
Fewer kills than opponent:	0-9
Same kills as opponent:	0-0
More service aces than opponent:	11-2
Fewer service aces than opponent:	2-7
Same service aces as opponent:	0-0
More digs than opponent:	9-3
Fewer digs than opponent:	2-7
Same digs as opponent:	1-0
More blocks than opponent:	11-1
Fewer blocks than opponent:	1-7
Same blocks as opponent:	1-1
On Tuesday:	1-0
On Wednesday:	0-0
On Friday:	8-2
On Saturday:	3-2
On Sunday:	1-5
In August:	5-0
In September:	6-5
In October:	2-4
In November:	0-0
Current set winning streak:	-
Current set losing streak:	3
Longest set winning streak:	7
Longest set losing streak:	9
Current match winning streak:	-
Current match losing streak:	1
Current ACC match winning streak:	-
Current ACC match losing streak:	1
Longest match winning streak:	6
Longest match losing streak:	3
Current home winning streak:	-
Current home losing streak:	1
Current home ACC winning streak:	-
Current home ACC losing streak:	1

**LAST TIME AGAINST MIAMI (FLA.)**

- Ester Talamazzi led the way for the Hokies, with being the only player with double-digit kills (11).
- Jaila Tolbert hit a team-high .375 with seven kills and a block.
- The U's Haley Templeton had eight aces, the most ever by a player on the Hokies under Wilson.

VT		Volleyball Box Score The Automated ScoreBook Miami vs Virginia Tech (Nov 19, 2017 at Blacksburg, Va.)										ACC			
#	Miami	Attack			Pct	Ast	Serve			Block			BH	Pts	
		S	K	E			TA	SA	SE	RE	Dig	BS			BA
5	Haley Templeton	3	4	0	9	.444	31	8	2	0	2	0	0	0	-
7	Madison Dill	3	7	2	11	.455	0	0	0	0	2	0	3	0	0
9	Elizaveta Luklanova	3	8	3	14	.357	0	0	0	0	1	0	3	0	0
11	Lucia Pampava	3	5	2	13	.231	0	0	0	0	0	1	0	0	0
12	Olga Strantzali	3	10	2	25	.320	2	0	1	1	4	0	0	0	0
14	Kolby Bird	3	5	4	16	.062	1	0	0	0	0	0	0	0	0
1	Sara Duque	3	0	0	0	.000	0	1	1	0	4	0	0	0	0
2	Sylvia Hernandez	3	0	0	0	.000	2	1	0	0	12	0	0	0	0
3	Hannah Sorenson	3	0	0	0	.000	0	0	0	0	2	0	0	0	0
16	Cameron Dobbs	1	1	0	5	.200	0	1	0	0	2	0	0	0	0
Totals		3	40	13	93	.290	36	11	6	1	31	1	6	0	0

Team Attack By Set		TOTAL TEAM BLOCKS: 4.0									
Set	K	E	TA	Pct	SET SCORES		1	2	3	Team Records:	
1	15	4	34	.324	Miami (3)	25	25	19-5 (12-5 ACC)			
2	13	5	34	.235	Virginia Tech (0)	19	22	14	9-20 (3-15 ACC)		
3	12	4	25	.320							

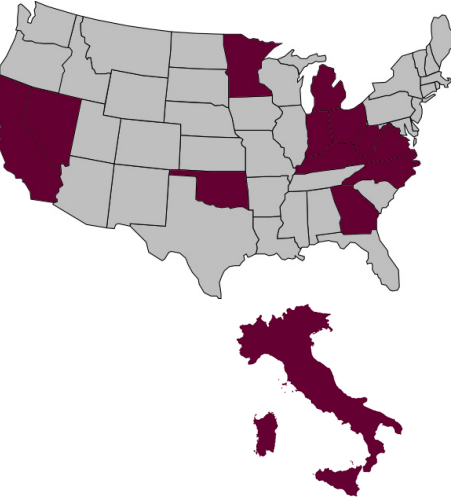
#	Virginia Tech	Attack			Pct	Ast	Serve			Block			BH	Pts	
		S	K	E			TA	SA	SE	RE	Dig	BS			BA
1	Kaitly Smith	3	3	4	15	-.067	0	0	2	3	3	0	1	0	0
3	Carla Cunningham	3	8	0	10	.800	0	0	0	0	0	0	1	0	0
4	Jaila Tolbert	3	7	1	16	.375	0	1	1	0	0	0	1	0	0
6	Stacey Christy	2	1	2	5	-.200	0	1	0	0	0	0	1	0	0
9	Rhegan Mitchell	3	1	1	4	.000	26	0	0	0	8	0	0	0	1
14	Ester Talamazzi	3	11	7	25	.160	1	0	0	0	7	0	0	0	0
5	Carol Raffety	3	0	0	0	.000	4	0	2	1	9	0	0	0	0
10	Kylie Thomas	1	0	0	0	.000	0	0	0	0	0	0	0	0	0
19	Marisa Cerchio	2	2	1	12	.083	0	0	0	0	0	0	0	0	0
20	Abby McKinzie	3	0	0	0	.000	0	0	0	0	2	0	0	0	0
21	Melody Caloyannides	2	0	0	0	.000	0	0	0	1	2	0	0	0	0
22	Kai Young	1	1	0	1	1.000	0	0	0	0	0	0	0	0	0
Totals		3	34	16	88	.205	31	1	6	11	38	0	4	1	1

Team Attack By Set		TOTAL TEAM BLOCKS: 2.0									
Set	K	E	TA	Pct	Site: Blacksburg, Va. (Cassell Coliseum)		Date: Nov 19, 2017	Attend: 468	Time: 1:40	Referees: Dennis Branch, Claire Rauscher	
1	11	5	30	.200						Line Judges: Walter Midkiff, Tyler Edwards	
2	13	6	32	.219							
3	10	5	26	.192							

**WHERE THEY AT**

- Tech has 16 players on the squad who represent 12 states and one international country (Italy).
- Virginia is where the most players are from on the team, making up 18.8 percent.



**LAST TIME AGAINST FLORIDA STATE**

- Three Hokies had double-digit kills, including Ester Talamazzi (15), Jaila Tolbert (15) and Kaitly Smith (13). Tolbert had the highest clip (.476) and Smith also posted a career-high five blocks.
- Rhegan Mitchell had a double-double, collecting 45 assists and 10 digs.

VT		Volleyball Box Score The Automated ScoreBook Florida State vs Virginia Tech (Nov 17, 2017 at Blacksburg, Va.)										ACC			
#	Florida State	Attack			Pct	Ast	Serve			Block			BH	Pts	
		S	K	E			TA	SA	SE	RE	Dig	BS			BA
6	Brianna Burkert	4	6	4	12	.167	33	2	0	0	11	0	2	0	2
7	Milica Kubura	4	13	6	35	.200	0	0	0	0	2	0	6	0	0
8	Tiana Jackson	4	10	1	16	.562	0	0	0	0	0	0	7	0	0
10	Christina Ambrose	4	10	3	26	.269	0	0	1	0	1	0	1	0	0
11	Logan Holanchock	4	0	0	0	.000	1	0	1	1	5	0	0	0	0
13	Taryn Knuth	4	0	0	0	.000	2	1	0	0	4	0	4	0	1
1	Cecelie Woie	4	0	0	0	.000	3	0	0	0	0	15	0	0	0
3	Natasha Calkins	4	5	1	27	.148	0	0	0	0	0	1	0	0	0
5	Brianna Culp	4	0	0	0	.000	1	0	1	0	1	0	12	0	0
15	Annie Tietjens	4	0	0	0	.000	10	1	0	0	0	4	0	0	1
Totals		4	52	15	133	.278	50	4	3	1	55	0	22	1	4

Team Attack By Set		TOTAL TEAM BLOCKS: 11.0									
Set	K	E	TA	Pct	SET SCORES		1	2	3	Team Records:	
1	15	1	28	.500	Florida State (3)	25	25	25	15-10 (9-8 ACC)		
2	16	5	36	.306	Virginia Tech (1)	17	21	25	21	9-19 (3-14 ACC)	
3	10	6	39	.103							
4	11	3	30	.267							

#	Virginia Tech	Attack			Pct	Ast	Serve			Block			BH	Pts	
		S	K	E			TA	SA	SE	RE	Dig	BS			BA
1	Kaitly Smith	4	13	7	42	.143	1	0	3	1	13	0	5	0	0
3	Carla Cunningham	4	5	1	16	.250	0	0	0	0	4	0	3	0	0
4	Jaila Tolbert	4	14	4	21	.476	2	0	3	0	6	0	1	0	0
6	Stacey Christy	2	1	2	10	-.100	0	0	1	0	10	0	3	0	0
9	Rhegan Mitchell	4	6	0	10	.600	45	0	0	0	10	0	0	0	0
19	Marisa Cerchio	2	4	5	13	-.077	0	0	0	0	0	0	1	0	0
5	Carol Raffety	4	0	0	0	.000	4	1	2	1	14	0	0	0	0
10	Kylie Thomas	3	0	0	0	.000	0	0	0	0	0	0	0	0	0
14	Ester Talamazzi	3	15	8	37	.189	1	0	1	1	5	0	1	0	0
20	Abby McKinzie	4	0	0	0	.000	1	0	0	1	2	0	0	0	0
21	Melody Caloyannides	2	0	1	1	-.000	0	0	0	0	0	0	0	0	0
22	Kai Young	3	0	0	2	.000	0	0	0	0	0	0	2	0	0
Totals		4	58	28	153	.196	54	1	10	4	55	0	16	0	0

Team Attack By Set		TOTAL TEAM BLOCKS: 8.0									
Set	K	E	TA	Pct	Site: Blacksburg, Va. (Cassell Coliseum)		Date: Nov 17, 2017	Attend: 579	Time: 2:18	Referees: Claire Rauscher, Dennis Branch	
1	13	5	38	.211						Line Judges: DJ Preston, Tyler Edwards	
2	14	7	37	.189							
3	17	6	41	.268							
4	14	10	37	.108							

**STATES/COUNTRY**

- Virginia (3)
  - #10 Kylie Thomas
  - #16 Jennifer Williams
  - #21 Melody Caloyannides
- Georgia (2)
  - #9 Rhegan Mitchell
  - #11 Sarah Jane Lynch
- Calif., Ind., Ky., Mich., Minn., N.C., Nev., Ohio, Okla., W.Va. (1)
  - #1 Kaitly Smith (Ky.)
  - #4 Jaila Tolbert (Minn.)
  - #5 Carol Raffety (Calif.)
  - #6 Angel Robinson (Okla.)
  - #7 Tessa Wyner (W.Va.)
  - #13 Peyton Yelich (Ind.)
  - #19 Marisa Cerchio (Ohio)
  - #20 Abby McKinzie (Mich.)
  - #22 Kai Young (N.C.)
  - #23 Talyn Jackson (Nev.)
- Italy (1)
  - #14 Ester Talamazzi

**#FuelTheFire**



"We're not there yet. We know we have a lot of work to do, but we're fueling it every single day," Wilson said in a recent radio interview with ESPN Blacksburg. "I can tell you that my players have been here the last part of the summer, and just the whole feel and the atmosphere of the culture is pretty incredible in a year's time. That's really what our theme represents. Our fans ... will see that. There is going to be a big change in the confidence and the culture that is happening. It's really, really exciting to be a part of." – Head volleyball coach **Jill Wilson**



### DOUBLING DOWN

- Outside hitter Kaity Smith owns seven double-double on the season, with the most recent coming versus Duke on Oct. 21, registering 17 kills and tied a career-high 15 digs. (More on page 9)
- Last season, Smith turned in five double-doubles as well, meaning she has already topped that mark and owns 12 in her career.
- Fellow outside hitter Ester Talamazzi has had five double-doubles this year, with two of those being ironically on the same day - Sept. 7 against IUPUI and Ohio. She had two this past weekend against Wake Forest and Duke.

### BLOCK PARTY

- Sophomore Marisa Cerchio averaged 0.33 blocks per set her first year in the maroon and orange, playing a reserve role at middle blocker.
- With three matches in a starter role opening weekend, Cerchio tallied at least four blocks per match at the Charlotte Invitational.
- The Ohio native's 1.73 blocks per set was the top mark in the ACC after opening weekend. Cerchio currently owns a 1.16 clip, the ninth-best mark in the conference.

### BLOCK PARTY II

- Tech recorded 34 blocks opening weekend and won the block battle in all three matches against its opponents in Charlotte. Out of Tech's 31 matches last fall, it only won the block battle nine times.
- Of the nine matches, it went 5-4 in those contests. Vice versa, when it did not win the block

battle, it went 4-17.

- The Hokies finished last in the ACC in blocks per set, owning an average of 1.70. With hopes of improving upon that number, Tech is off to a strong start with a clip of 2.16 - 11th best in the ACC.

### RACKING IT UP

- With trips to the states of North Carolina, Ohio and Texas for nonconference tournaments, the Hokies racked up over 3,500 miles of travel.
- The closest of the three trips was to Charlotte, North Carolina (173 miles one way).

### SENIOR PROJECT

- Starting last season under coach Jill Wilson, she implemented the seniors to do a project throughout the fall. Last year's group embarked on collecting toys from fans at home matches and then later gave the toys to kids at the Carilion Clinic holiday party in Roanoke, Virginia.
- This year's seniors, made up of Rhegan Mitchell and Jaila Tolbert, who are the team's two captains as well, are collecting different items at Tech's home matches and will give the items at the end of the season to the Women's Resource Center of the New River Valley.
- Tolbert did an internship with the organization previously and thought it would be great to partner with them for their senior project.
- This weekend is the first weekend fans can give items to the donation box, in the pursuit of helping those in domestic violence situations.

### THE SCHEDULE

- Tech's opponents in 2018: 14 registered winning seasons, nine collected 20 or more wins and eight finished the year inside the top 50 RPI last fall.
- The ACC sent six teams to the NCAA Tournament in 2017, including Pitt, Florida State, Louisville, Miami (Fla.), NC State and Notre Dame. Tech will face all six teams this season, with four of the six matches being on the road.

### THE FIRST ONE IS THE SWEETEST

- Tech's coach Jill Wilson downed rival Virginia 3-1 on Sept. 27, 2017, earning Wilson's first-ever ACC win and the Hokies' first league win of 2017.
- A few days later, Virginia Tech athletics director Whit Babcock gave Coach Wilson an embroidered volleyball, signifying the first conference win for her, which was a little sweeter over a rival.
- The two teams compete every year in the Commonwealth Clash and the win gave Tech half a point. Later in November, it won again, getting the full point and help Tech win 12.5-8.5.
- Tech won 3-0 on Sept. 23 to earn half a point and help Tech take a 1-0.5 advantage.

### TECH OPENERS

- Head Coach Jill Wilson became just the second coach in Tech history to begin her first two opening weekends with a perfect 6-0 record.
- Chris Riley went 6-0 in 2006 and '07, while the previous next best was Greg Smith (4-2) in 2000 and '01.

## MATCH-BY-MATCH STARTERS

Opponent	Date	MB	MB	OH	OH	RS	S	L
USC Upstate (W, 3-0)	Aug. 24	Marisa Cerchio	Kai Young	Ester Talamazzi	Kaity Smith	Jaila Tolbert	Rhegan Mitchell	Carol Raffety
Presbyterian (W, 3-0)	Aug. 25	Marisa Cerchio	Kai Young	Ester Talamazzi	Kaity Smith	Jaila Tolbert	Rhegan Mitchell	Carol Raffety
Charlotte (W, 3-2)	Aug. 25	Marisa Cerchio	Kai Young	Ester Talamazzi	Kaity Smith	Jaila Tolbert	Rhegan Mitchell	Carol Raffety
William & Mary (W, 3-0)	Aug. 31	Marisa Cerchio	Kai Young	Ester Talamazzi	Kaity Smith	Jaila Tolbert	Rhegan Mitchell	Carol Raffety
Campbell (W, 3-0)	Aug. 31	Marisa Cerchio	Kai Young	Ester Talamazzi	Kaity Smith	Jaila Tolbert	Rhegan Mitchell	Carol Raffety
Robert Morris (W, 3-1)	Sept. 1	Marisa Cerchio	Kai Young	Ester Talamazzi	Kaity Smith	Jaila Tolbert	Talyn Jackson	Carol Raffety
IUPUI (W, 3-1)	Sept. 7	Marisa Cerchio	Kai Young	Ester Talamazzi	Kaity Smith	Jaila Tolbert	Rhegan Mitchell	Carol Raffety
Ohio (W, 3-1)	Sept. 7	Marisa Cerchio	Kai Young	Ester Talamazzi	Kaity Smith	Jaila Tolbert	Rhegan Mitchell	Carol Raffety
Samford (L, 3-0)	Sept. 8	Marisa Cerchio	Kai Young	Ester Talamazzi	Kaity Smith	Jaila Tolbert	Rhegan Mitchell	Carol Raffety
No. 18 Baylor (L, 3-0)	Sept. 15	Marisa Cerchio	Kai Young	Ester Talamazzi	Kaity Smith	Jaila Tolbert	Rhegan Mitchell	Carol Raffety
UTSA (L, 3-1)	Sept. 16	Marisa Cerchio	Kai Young	Ester Talamazzi	Kaity Smith	Jaila Tolbert	Rhegan Mitchell	Carol Raffety
No. 9 Pitt (L, 3-0)	Sept. 21	Marisa Cerchio	Kai Young	Ester Talamazzi	Kaity Smith	Jaila Tolbert	Rhegan Mitchell	Carol Raffety
Virginia (W, 3-0)	Sept. 23	Marisa Cerchio	Kai Young	Ester Talamazzi	Kaity Smith	Jaila Tolbert	Rhegan Mitchell	Carol Raffety
North Carolina (W, 3-0)	Sept. 28	Marisa Cerchio	Kai Young	Ester Talamazzi	Kaity Smith	Kyle Thomas	Rhegan Mitchell	Carol Raffety
NC State (L, 3-1)	Sept. 30	Marisa Cerchio	Kai Young	Ester Talamazzi	Kaity Smith	Jaila Tolbert	Rhegan Mitchell	Carol Raffety
Georgia Tech (W, 3-0)	Oct. 5	Marisa Cerchio	Kai Young	Ester Talamazzi	Kaity Smith	Jaila Tolbert	Rhegan Mitchell	Carol Raffety
Clemson (L, 3-0)	Oct. 7	Marisa Cerchio	Kai Young	Ester Talamazzi	Kaity Smith	Jaila Tolbert	Rhegan Mitchell	Carol Raffety
No. 22 Louisville (L, 3-0)	Oct. 12	Marisa Cerchio	Kai Young	Ester Talamazzi	Kaity Smith	Jaila Tolbert	Rhegan Mitchell	Carol Raffety
Notre Dame (L, 3-0)	Oct. 14	Marisa Cerchio	Kai Young	Ester Talamazzi	Kaity Smith	Jaila Tolbert	Rhegan Mitchell	Carol Raffety
Wake Forest (W, 3-2)	Oct. 19	Marisa Cerchio	Angel Robinson	Ester Talamazzi	Kaity Smith	Jaila Tolbert	Rhegan Mitchell	Carol Raffety
Duke (L, 3-2)	Oct. 21	Marisa Cerchio	Angel Robinson	Ester Talamazzi	Kaity Smith	Jaila Tolbert	Rhegan Mitchell	Carol Raffety





**CAREER HIGHS FOR DAYS**

- Sophomore Kai Young, a native of Charlotte, North Carolina, put on for her city in the final match against her hometown 49ers.
- The middle blocker rewrote her career high for kills (13) and blocks (8). Her previous bests were seven in each department and that came in the same match against Boston College on Oct. 29, 2017.
- Middle blocker Marisa Cerchio had herself a day against the 49ers, too, tallying a line of 15 kills and 10 blocks to mark her first-ever double-double and both were career highs.
- Cerchio's top previous numbers were 12 kills against Virginia on Sept. 27, 2017, and three blocks versus Ole Miss on Sept. 1, 2017.

**TOLBERT REPS ACC**

- Jaila Tolbert was selected as the ACC's lone Student-Athlete Advisory Committee (SAAC) representative on the National Division I SAAC.
- She will vote on proposals regarding welfare for student-athletes - mental health, time demands and more. Tolbert enters her second year of the two-year term and is Tech's first ever.

**AVCA ACADEMIC HONOR**

- The AVCA announced that Tech earned the Team Academic Honors for the 2017-18 season.
- The award is given to teams that hold an average 3.30 cumulative team GPA.

- The Hokies finished the academic year with a cumulative team grade point average of 3.34.
- Tech was one of five ACC schools to make the list, joining FSU, Louisville, Miami (Fla.) and Pitt.

**SMITH LIVED UP TO THE HYPE**

- Kaity Smith was included on PrepVolleyball.com's list of Top Impact Freshmen last fall during the preseason.
- Smith was named to the PrepVolleyball.com top-five impact freshman from Week 1, after her incredible weekend in Milwaukee, and finished on the All-Freshmen Honorable Mention Team.

**A DEBUT FOR THE AGES**

- Kaity Smith placed her self in the record books on Aug. 25, 2017, when she led the Hokies to a 3-2 victory over Idaho State.
- Smith's 30 kills against the Bengals did the following in Tech's storied history:
  - Most ever in a debut.
  - Second freshman in school history to have over 30 kills in a match in their first season. Virginia Tech Sports Hall of Famer Lisa Pikalek racked up 38 against Southern Miss on Nov. 7, 1992.
  - Tied for the seventh-most kills in Hokie history.

**SMITH'S ROOKIE CAMPAIGN**

- Kaity Smith had quite the rookie campaign as the outside hitter sits fifth all-time in Tech history for kills per set by a freshman, passing Lindsey Owens kills per set mark of 2.85 set in 2013.

#	Name	Year	K/S
1.	Lisa Pikalek	1989	3.78
2.	Taylor Parrish	2006	3.73
3.	Sarah Muñoz	2005	3.46
4.	Annie Spicer	2001	3.30
5.	Kaity Smith	2017	3.25

**MILESTONES**

- Tech's freshman kills section in the record book got a dent thanks to Smith and Talamazzi.
- The OHs passed Rachel Julian (251 kills), Katie Esbrook (263) and Cara Baarendse (280).

#	Name	Year	Kills
1.	Lisa Pikalek	1989	499
2.	Taylor Parrish	2006	444
3.	Jennifer Schmidt	1992	368
4.	Sarah Muñoz	2005	356
5.	Lindsey Owens	2013	311
6.	Kaity Smith	2017	309
7.	Felicia Willoughby	2007	303
8.	Annie Spicer	2001	290
	Ester Talamazzi	2017	290
10.	Cara Baarendse	2009	280

**TEAM MATCH-BY-MATCH**

Date	Opponent	sp	attack				set			serve				recept			blocking			bhe	points	score		
			k	e	ta	pct	a	ta	pct	sa	se	ta	pct	re	ta	pct	dig	bs	ba				be	total
Aug 24, 2018	vs USC Upstate	3	44	10	86	.395	41	87	.471	3	5	74	.932	4	45	.911	40	0	18	2	9.0	2	-	3-0
Aug 25, 2018	vs Presbyterian	3	43	20	112	.205	39	112	.348	7	3	74	.959	1	51	.980	49	1	12	1	7.0	2	-	3-0
Aug 25, 2018	at Charlotte	5	69	35	178	.191	67	181	.370	4	6	104	.942	7	90	.922	81	1	34	4	18.0	0	-	3-2
Aug 31, 2018	WILLIAM & MARY	3	35	9	68	.382	28	64	.438	13	6	74	.919	2	37	.946	23	0	12	0	6.0	2	-	3-0
Aug 31, 2018	CAMPBELL	3	37	10	85	.318	35	83	.422	11	8	74	.892	2	46	.957	37	0	10	0	5.0	1	-	3-0
Sep 01, 2018	ROBERT MORRIS	4	59	25	150	.227	52	142	.366	13	9	96	.906	3	70	.957	69	0	12	0	6.0	1	-	3-1
Sep 07, 2018	vs IUPUI	4	56	17	137	.285	53	134	.396	7	7	95	.926	3	65	.954	58	5	18	0	14.0	0	-	3-1
Sep 07, 2018	at Ohio	4	58	16	127	.331	52	128	.406	5	12	98	.878	4	74	.946	56	0	16	0	8.0	0	-	3-1
Sep 08, 2018	vs Samford	3	26	14	86	.140	25	91	.275	0	6	56	.893	4	61	.934	34	1	6	1	4.0	0	-	0-3
Sep 11, 2018	VCU	3	43	12	103	.301	41	104	.394	4	4	74	.946	2	53	.962	39	1	14	0	8.0	0	-	3-0
Sep 15, 2018	vs Baylor	3	39	17	107	.206	38	108	.352	3	7	62	.887	6	72	.917	40	0	2	3	1.0	1	-	0-3
Sep 16, 2018	at UTSA	4	57	20	141	.262	54	145	.372	2	6	84	.929	4	84	.952	59	1	10	5	6.0	2	-	1-3
Sep 21, 2018	PITT	3	31	22	98	.092	27	96	.281	1	7	56	.875	6	69	.913	30	1	10	0	6.0	1	-	0-3
Sep 23, 2018	VIRGINIA	3	47	19	103	.272	43	102	.422	3	8	74	.892	0	56	1.000	42	1	14	1	8.0	1	-	3-0
Sep 28, 2018	NORTH CAROLINA	3	42	19	110	.209	40	107	.374	3	8	74	.892	2	49	.959	47	0	12	0	6.0	0	-	3-0
Sep 30, 2018	NC STATE	4	46	30	141	.113	43	139	.309	5	4	92	.957	2	84	.976	56	1	10	3	6.0	2	-	1-3
Oct 05, 2018	at Georgia Tech	3	42	11	103	.301	38	102	.373	10	7	73	.904	4	56	.929	48	0	18	3	9.0	1	-	3-0
Oct 07, 2018	at Clemson	3	34	20	93	.151	32	92	.348	1	6	55	.891	4	67	.940	23	1	8	3	5.0	3	-	0-3
Oct 12, 2018	at Louisville	3	24	14	89	.112	21	89	.236	0	4	57	.930	7	61	.885	32	0	12	2	6.0	0	-	0-3
Oct 14, 2018	at Notre Dame	3	31	19	95	.126	31	90	.344	3	3	50	.940	7	69	.899	38	1	6	3	4.0	0	-	0-3
Oct 19, 2018	WAKE FOREST	5	55	35	173	.116	51	169	.302	8	12	111	.892	7	92	.924	71	1	18	5	10.0	1	-	3-2
Oct 21, 2018	DUKE	5	59	26	161	.205	52	155	.335	8	7	110	.936	2	91	.978	74	3	12	3	9.0	0	-	2-3
Virginia Tech		77	977	420	2546	.219	903	2520	.358	114	145	1717	.916	83	1442	.942	1046	19	284	39	161.0	20	-	
		77	920	414	2534	.200	871	2548	.342	83	166	1609	.897	115	1572	.927	985	16	274	26	153.0	21	-	

Sets played: 77  
 Kills per set: 12.69  
 Assists per set: 11.73

Service aces per set: 1.48  
 Digs per set: 13.58  
 Blocks per set: 2.09

Ball handling errors per set: 0.26  
 Reception errors per set: 1.08



**PROGRAM HISTORY**

First Year	1977
All-Time Record	739-652-3
Conference Champions	(1) 1972, Metro
Tournament Championships	None
NCAA Tournaments	(1) 2010
NIVC Tournaments (0) Steve Lowe Award	1982
Postseason Record	1-1
Best record	(1992) 26-11
Best in NCAAs	(2010) 1-1
Players signed pro	12 since 2006

**CASELL COLISEUM**

Capacity	9,275
Opened	1962
Renovation	2017
Tech Record	375-170 (.688)
Attendance High in 2017	2,361
Winning Seasons	20

**MILESTONES HUNT**

75 Aces	Carol Raffety, 70
300 Blocks	Jaila Tolbert, 263
1,000 Kills	Jaila Tolbert, 917
1,500 Digs	Carol Raffety, 1,208
3,500 Assists	Rhegan Mitchell, 3,224
100 Matches Played	Rhegan Mitchell, 99

**SCOUTING MIAMI (FLA.)**

- Miami (12-6, 8-3 ACC) is coming off a 3-2 home win over in-state rival Florida State (13-8, 9-2 ACC) on Wednesday. Last weekend at home, the Hurricanes defeated Georgia Tech (13-10, 2-8 ACC), while falling to Clemson (11-12, 2-8 ACC) in straight sets.
- The 'Canes own a convincing 8-2 (.800) home record on the year, with six of those wins in conference play. In their only ranked matchup this season, Miami fell on the road to then No. 5 Pitt (22-0, 10-0 ACC) on Sept. 28.
- Head Coach Jose "Keno" Gandara enters his fifth year in Coral Gables and owns an overall record of 111-60 (.649) with the Hurricanes. Gandara has led the U to four NCAA Tournament appearances over his first five seasons, advancing most recently to the second round in 2017, concluding a 22-6 (.786) year.
- All-ACC redshirt senior Haley Templeton is No. 5 in the conference in average aces per set, owning a mark of .38, while also ranking fifth in the league in average assists per set with 10.26. Junior Bridget Wallenberger also ranks highly among conference foes, owning an average of 1.17 blocks per set, the eighth best in the league.

**SCOUTING FLORIDA STATE**

- Florida State (13-8, 9-2 ACC) is entering this weekend's matchup after losing on the road to in-state rival Miami (12-6, 8-3 ACC) on Wednesday, snapping its six-match win streak. Last weekend, the Seminoles hosted two conference matchups, defeating both Georgia Tech (13-10, 2-8 ACC) and Clemson (11-12, 2-8 ACC).
- The 'Noles own an impressive 9-1 (.900) home record on the year, and rank third overall in the ACC standings. Amongst AVCA Top 25 teams, the Seminoles suffered losses at home versus No. 13 Florida (18-4, 9-1 SEC) on Sept. 12, and again on the road to No. 5 Pitt on Sept. 30.
- Head Coach Chris Poole enters his 11th season in Tallahassee and is the fifth winningest active head coach in Division I, with a record of 268-77 (.777) at FSU. Poole has guided the Seminoles to an ACC-record 185 conference wins, while leading them to nine consecutive NCAA Tournament appearances.
- Sophomore Taryn Knuth leads the league in average blocks per set (1.56), while also ranking tied for second in hitting percentage (.396). Junior Payton Caffrey also ranks second in both kills and points, averaging 4.14 kills per set and 4.73 points per set.

**OPPONENT MATCH-BY-MATCH**

Date	Opponent	sp	attack				set			serve			recept			blocking				bhe	points	score		
			k	e	ta	pct	a	ta	pct	sa	se	ta	pct	re	ta	pct	dig	bs	ba				be	total
Aug 24, 2018	vs USC Upstate	3	26	25	99	.010	24	97	.247	4	3	48	.938	3	69	.957	28	0	4	3	2.0	0	-	3-0
Aug 25, 2018	vs Presbyterian	3	28	19	101	.089	26	107	.243	1	3	55	.945	7	71	.901	42	1	10	0	6.0	2	-	3-0
Aug 25, 2018	at Charlotte	5	49	22	164	.165	47	172	.273	7	8	98	.918	4	98	.959	63	5	22	7	16.0	0	-	3-2
Aug 31, 2018	WILLIAM & MARY	3	20	21	73	-.014	18	78	.231	2	4	41	.902	13	68	.809	21	2	0	2	2.0	0	-	3-0
Aug 31, 2018	CAMPBELL	3	27	22	92	.054	25	91	.275	2	5	51	.902	12	66	.818	33	0	6	0	3.0	0	-	3-0
Sep 01, 2018	ROBERT MORRIS	4	39	11	129	.217	36	135	.267	3	8	78	.897	13	87	.851	62	0	10	0	5.0	4	-	3-1
Sep 07, 2018	vs IUPUI	4	42	25	135	.126	40	138	.290	3	6	71	.915	7	88	.920	59	1	10	0	6.0	0	-	3-1
Sep 07, 2018	at Ohio	4	50	24	141	.184	46	137	.336	4	11	85	.871	5	86	.942	45	1	8	1	5.0	0	-	3-1
Sep 08, 2018	vs Samford	3	46	15	98	.316	43	96	.448	4	12	73	.836	0	50	1.000	40	1	10	2	6.0	0	-	0-3
Sep 11, 2018	VCU	3	36	24	102	.118	35	106	.330	2	3	56	.946	4	70	.943	40	0	14	0	7.0	0	-	3-0
Sep 15, 2018	vs Baylor	3	45	10	99	.354	42	97	.433	6	4	76	.947	3	55	.945	39	0	8	2	4.0	2	-	0-3
Sep 16, 2018	at UTSA	4	63	13	140	.357	59	139	.424	4	10	94	.894	2	78	.974	56	0	12	3	6.0	0	-	1-3
Sep 21, 2018	PITT	3	38	16	90	.244	38	89	.427	6	4	73	.945	1	49	.980	38	0	22	0	11.0	2	-	0-3
Sep 23, 2018	VIRGINIA	3	32	16	96	.167	31	98	.316	0	6	62	.903	3	66	.955	29	0	14	0	7.0	1	-	3-0
Sep 28, 2018	NORTH CAROLINA	3	27	21	103	.058	27	105	.257	2	9	58	.845	3	66	.955	41	0	12	1	6.0	0	-	3-0
Sep 30, 2018	NC STATE	4	57	24	146	.226	56	150	.373	2	12	96	.875	5	88	.943	59	0	14	1	7.0	1	-	1-3
Oct 05, 2018	at Georgia Tech	3	37	15	105	.210	34	109	.312	4	5	61	.918	10	66	.848	43	0	6	0	3.0	2	-	3-0
Oct 07, 2018	at Clemson	3	42	11	84	.369	40	86	.465	4	6	73	.918	1	49	.980	34	1	12	0	7.0	1	-	0-3
Oct 12, 2018	at Louisville	3	50	18	105	.305	49	101	.485	7	12	73	.836	0	53	1.000	38	2	4	0	4.0	1	-	0-3
Oct 14, 2018	at Notre Dame	3	44	9	94	.372	43	82	.524	7	4	73	.945	3	47	.936	40	0	26	2	13.0	0	-	0-3
Oct 19, 2018	WAKE FOREST	5	52	28	161	.149	49	161	.304	7	17	109	.844	8	99	.919	71	1	20	0	11.0	2	-	3-2
Oct 21, 2018	DUKE	5	70	25	177	.254	63	174	.362	2	14	105	.867	8	103	.922	64	1	30	2	16.0	3	-	2-3
Opponent totals		77	920	414	2534	.200	871	2548	.342	83	166	1609	.897	115	1572	.927	985	16	274	26	153.0	21	-	
		77	977	420	2546	.219	903	2520	.358	114	145	1717	.916	83	1442	.942	1046	19	284	39	161.0	20	-	

Sets played: 77  
 Kills per set: 11.95  
 Assists per set: 11.31

Service aces per set: 1.08  
 Digs per set: 12.79  
 Blocks per set: 1.99

Ball handling errors per set: 0.27  
 Reception errors per set: 1.49





### MATCH-BY-MATCH LEADERS

Opponent	Date	Kills	% (min. 12 A)	Assists	Aces	Digs	Blocks
USC Upstate (W, 3-0)	Aug. 24	14 - Smith	.636 - Tolbert	16 - Mitchell	2 - Talamazzi	9 - (2 players)	5 - (2 players)
Presbyterian (W, 3-0)	Aug. 24	13 - Smith	.480 - Smith	23 - Mitchell	3 - Cerchio	15 - Smith	4 - Cerchio
Charlotte (W, 3-2)	Aug. 25	15 - Cerchio	.300 - Tolbert	48 - Mitchell	1 - (4 players)	22 - Talamazzi	10 - Cerchio
William & Mary (W, 3-0)	Aug. 31	13 - Cerchio	.812 - Cerchio	12 - Mitchell	8 - Talamazzi	6 - Mitchell	4 - Cerchio
Campbell (W, 3-0)	Aug. 31	9 - Tolbert	.562 - Tolbert	15 - (2 players)	3 - Talamazzi	13 - Raffety	3 - Cerchio
Robert Morris (W, 3-1)	Sept. 1	17 - Smith	.429 - Cerchio	45 - Jackson	4 - McKinzie	21 - Raffety	5 - Robinson
IUPUI (W, 3-1)	Sept. 7	18 - Smith	.381 - Tolbert	38 - Mitchell	3 - (2 players)	13 - Talamazzi	9 - Cerchio
Ohio (W, 3-1)	Sept. 7	17 - Tolbert	.500 - Cerchio	42 - Mitchell	2 - Smith	14 - (2 players)	6 - Cerchio
Samford (L, 3-0)	Sept. 8	8 - Tolbert	.357 - Tolbert	19 - Mitchell	None	11 - Raffety	3 - Cerchio
VCU (W, 3-0)	Sept. 11	10 - (2 players)	.625 - Tolbert	36 - Mitchell	1 (4 players)	17 - Raffety	5 - Young
No. 18 Baylor (L, 3-0)	Sept. 15	17 - Smith	.409 - Tolbert	28 - Mitchell	1 - (3 players)	11 - Talamazzi	1 - (2 players)
No. 9 Pitt (L, 3-0)	Sept. 21	10 - Tolbert	.312 - Cerchio	25 - Mitchell	1 - Raffety	14 - Raffety	4 - Young
Virginia (W, 3-0)	Sept. 23	13 - Tolbert	.529 - Cerchio	42 - Mitchell	1 - (3 players)	11 - Smith	5 - Cerchio
North Carolina (W, 3-0)	Sept. 28	16 - Smith	.368 - Tolbert	30 - Mitchell	2 - Smith	14 - Raffety	4 - (2 players)
NC State (L, 3-1)	Sept. 30	14 - Tolbert	.344 - Tolbert	30 - Mitchell	3 - Talamazzi	20 - Raffety	3 - Cerchio
Georgia Tech (W, 3-0)	Oct. 5	12 - Smith	.233 - Smith	34 - Mitchell	3 - Talamazzi	14 - Smith	8 - Cerchio
Clemson (L, 3-0)	Oct. 7	13 - Smith	.346 - Smith	29 - Mitchell	1 - Raffety	8 - Smith	3 - Cerchio
No. 22 Louisville (L, 3-0)	Oct. 12	10 - (2 players)	.333 - Talamazzi	12 - Mitchell	None	9 - Raffety	4 - Tolbert
Notre Dame (L, 3-0)	Oct. 14	9 - Talamazzi	.214 - Cerchio	22 - Mitchell	1 - (3 players)	10 - Smith	3 - Cerchio
Wake Forest (W, 3-2)	Oct. 19	16 - Tolbert	.231 - Talamazzi	36 - Mitchell	2 - (3players)	26 - Raffety	6 - Cerchio
Duke (L, 3-2)	Oct. 21	19 - Tolbert	.260 - Tolbert	38 - Mitchell	3 - Raffety	20 - Raffety	5 - Robinson

### DOUBLE-DOUBLES COUNT

Who	What	When
Kaity Smith.....	13 K, 15 D.....	vs. Presbyterian (8/25)
Kaity Smith.....	14 K, 14 D.....	at Charlotte (8/25)
Marisa Cerchio.....	15 K, 10 B.....	at Charlotte (8/25)
Talyn Jackson.....	45 A, 13 D.....	vs. Robert Morris (9/1)
Kaity Smith.....	18 K, 12 D.....	vs. IUPUI (9/7)
Ester Talamazzi.....	10 K, 13 D.....	vs. IUPUI (9/7)
Ester Talamazzi.....	10 K, 10 D.....	at Ohio (9/7)
Kaity Smith.....	14 K, 14 D.....	at Ohio (9/7)
Kaity Smith.....	11 K, 11 D.....	vs. Virginia (9/23)
Kaity Smith.....	12 K, 14 D.....	at Georgia Tech (10/5)
Ester Talamazzi.....	11 K, 11 D.....	at Georgia Tech (10/5)
Ester Talamazzi.....	13 K, 20 D.....	Wake Forest (10/19)
Ester Talamazzi.....	14 K, 17 D.....	Duke (10/21)
Kaity Smith.....	17 K, 15 D.....	Duke (10/21)
Rhegan Mitchell.....	38 A, 13 D.....	Duke (10/21)

### TEAM, PLAYER & OPPONENT HIGHS

Kills
Team 69 at Charlotte (8/25)
Player Kaity Smith - 18 vs. IUPUI (9/7)
Opponent 70 - Duke (10/21)
Attack Percentage
Team .395, 44-10-86 vs. USC Upstate (8/25)
Player (min. 12 kills) Marisa Cerchio - .812, 13-0-16 vs. William & Mary (8/31)
Opponent .372, 44-9-94 - Notre Dame (10/14)
Assists
Team 67 at Charlotte (8/25)
Player Rhegan Mitchell - 48 at Charlotte (8/25)
Opponent 63 - Duke (10/21)
Service Aces
Team 13 (2x) last vs. Robert Morris (9/1)
Player Ester Talamazzi - 8 vs. William & Mary (8/31)
Opponent 7 - 4 Teams
Digs
Team 81 at Charlotte (8/25)
Player Ester Talamazzi - 22 at Charlotte (8/25)
Opponent 71 - Wake Forest (10/19)
Total Blocks
Team 18 at Charlotte (8/25)
Player Marisa Cerchio - 10 at Charlotte (8/25)
Opponent 16 - 2 Teams





## Jill WILSON

- Second season at Virginia Tech
- 16th as a coach in Division I
- Produced 15 All-SEC players and '02 ACC Player of the Year
- Averaged 20-plus wins per year at LSU (10 years)

### The Wilson File

#### PERSONAL

BORN: May 6, 1979

HOMETOWN: Richmond, Texas

FAMILY: Husband, Jared

COACHING RECORD AT VIRGINIA TECH: 23-30 (2nd year)

CAREER HEAD COACHING RECORD: 23-30 (.434)

#### EDUCATION

LSU - Bachelor of Science - Business Admin., 2001

JOINED TECH STAFF: Jan. 12, 2017

YEARS OF COLLEGIATE HEAD COACHING: 1

YEARS OF COLLEGIATE COACHING: 15

#### COACHING HISTORY

2017- Virginia Tech (Head Coach)

2013-16 LSU (Associate Head Coach)

2007-12 LSU (Assistant Coach)

2006-07 Wake Forest (Assistant Coach)

2002-05 North Carolina (Assistant Coach)

2001-02 Tennessee-Martin (Graduate Assistant)

#### PLAYING HISTORY

1997-00 LSU (outside hitter)

4-year letterwinner and starter

Ranked 6th in the SEC with 23 service aces senior year

Appeared in the 2000 SEC Tournament finals

#### POSTSEASON EXPERIENCE

LSU 2014 (First Round - Eugene, Ore.)

Defeated Oklahoma, Loss to Oregon

2013 (First Round - Seattle, Wash.)

Defeated Michigan, Loss to Washington

2010 (First Round - Norman, Okla.)

Loss to Tulsa

2009 (First Round - Baton Rouge, La.)

Defeated Tulane, Loss to Texas A&M

2008 (First Round - Los Angeles, Calif.)

Loss to UCLA

2007 (First Round - Austin, Texas)

Defeated New Mexico State, Loss to Texas

UNC 2002 (Regionals - Lincoln, Neb.)

Defeated Winthrop, South Carolina at home

Loss to Hawai'i

Jill Lytle Wilson was named the head coach of the Virginia Tech volleyball program on January 12, 2017, and enters her second year in Blacksburg.

In her first season as the head coach of the Hokies in 2017, Wilson guided Jaila Tolbert to second-team All-ACC after she owned the highest hitting percentage in the conference for non-middle blockers. Tolbert, a right-side hitter, hit more than .300 in 20 matches and earned Virginia Sports Information Directors (VaSID) all-state honors.

Wilson also was key in the development of Kaity Smith, who was named to the ACC All-Freshman Team, as well as the VaSID Freshman of the Year. Smith started the season breaking a school record, putting down 30 kills in her debut – a program first.

Picking up two wins over Virginia in her first season, Wilson contributed to a full point in the Virginia529 Commonwealth Clash. Wilson led Tech to two nonconference tournament titles her opening season, winning the Pepsi Panther Invitational and A-State Invitational. At the A-State Invitational, the Hokies took down Arkansas State and SMU, two teams that won 20-plus matches and earned a bid to the National Invitational Volleyball Championship (NIVC).

Wilson joined the Hokies after an extremely successful run on the bench at LSU where, as the recruiting coordinator, she signed five top-30 recruiting classes according to PrepVolleyball.com. She also helped lead the Tigers to six NCAA Tournament appearances and the 2009 SEC Championship, as well as 25-win seasons in 2007, 2009 and 2010. The Tigers averaged over 20 wins per season during her time on the LSU staff.

"We are excited to welcome Jill and her husband, Jared, to Virginia Tech," Virginia Tech Director of Athletics Whit Babcock said after the announcement of her hiring. "Jill served as an integral component of an LSU program that became a perennial NCAA tournament team during her tenure in the highly-competitive Southeastern Conference. We heard from some of the most respected coaches in the country about Jill's many talents, and their sentiments were very consistent that the school that recruited her away from her alma mater was going to be fortunate to have Jill lead their volleyball program."

Along with her reputation as a staunch recruiter, Wilson helped produce 15 All-SEC selections, four American Volleyball Coaches Association All-South Region First Team picks and an AVCA First Team All-American and SEC Player of the Year in middle blocker Brittnee Cooper.

No stranger to the ACC, Wilson was an assistant at North Carolina from 2002-04 before serving as the top assistant at Wake Forest in 2006. She coached two All-Americans, an ACC Player of the Year and helped lead the Tar Heels to the 2002 regular season ACC Championship and an NCAA Sweet Sixteen appearance. With the Demon Deacons, Wilson trained outside and right side hitters along with assisting in recruiting prospective student-athletes and organizing all team travel.

Wilson broke into coaching in 2001 as a graduate assistant coach at Tennessee-Martin. The Skyhawks finished the campaign with a 24-7 record and won the Ohio Valley Conference regular season championship.

A four-year starter at outside hitter at LSU from 1997-2000, Wilson ranked sixth in the SEC with 23 service aces during her senior campaign that also saw the Tigers appear in the 2000 SEC Tournament finals.

Wilson exemplified the Virginia Tech spirit of Ut Prosim while she was a student-athlete. She was the Tigers' representative on the women's at-large SEC Good Works Team in 1999-00 and she was named the LSU Student-Athlete Volunteer of the Year in 2000.

The Richmond, Texas native graduated from LSU with a B.S. in business administration with concentration in pre-law. While at UT-Martin, Wilson pursued graduate studies in health and human performance.













## KYLIE THOMAS

Sophomore | 5-7  
L/DS | Sterling, Va.

High School/Club Team  
Dulles | Potomac Falls

Major: National Security, Foreign Affairs

# 10

### 2017-18 ACC Academic Honor Roll

#### AT THE NET

- Tied her season-high 10 digs and two aces vs. Duke (10/21).
- Owned four digs against Notre Dame (10/14).
- Posted seven digs and an ace versus NC State (9/30).
- Dished out two assists along with five digs vs. UNC (9/28).
- Posted her second-most assists of the season with three and had seven digs versus UTSA (9/16).
- Had seven digs and a career-high three aces vs. IUPUI (9/7).
- Scooped up a season-high 10 digs, the second-most of her career, and recorded two assists against Robert Morris (9/1).
- Posted eight digs and a career-high four assists in the season opener versus USC Upstate (8/24).
- Played in 20 matches, drawing one start in 2017.
- Debut at the college level came against Ole Miss, where she tallied a service ace and one dig.
- Followed it up with her best match of the season, posting a career-high 13 digs and two assists versus Arkansas State.

#### SEASON HIGHS

Kills.....  
Hitting percentage.....  
Assists.....4 vs. USC Upstate (8/24/18)  
Aces.....3 vs. IUPUI (9/17/18)  
Digs.....10 (2x)  
Blocks.....

#### CAREER HIGHS

Kills.....  
Hitting percentage.....  
Assists.....4 vs. USC Upstate (8/24/18)  
Aces.....3 vs. IUPUI (9/17/18)  
Digs.....13 at Arkansas State (9/1/17)  
Blocks.....

#### 2018 MATCH-BY-MATCH STATS

Date	Opponent	sp	k	e	ta	act	a	sa	se	la	act	re	ta	act	dig	bs	ba	be	total	bhe	points	team	hlf%	score
Aug 24, 2018	vs USC Upstate	3	0	0	0.000	4	7	571	1	1	8	875	0	10	1,000	8	0	0	0.0	0	-	395	3-0	
Aug 25, 2018	vs Presbyterian	3	0	0	0.000	1	6	167	1	0	8	1,000	0	10	1,000	6	0	0	0.0	0	-	205	3-0	
Aug 25, 2018	at Charlotte	3	0	0	0.000	1	4	250	0	0	27	1,000	1	17	941	6	0	0	0.0	0	-	181	3-2	
Aug 31, 2018	WILLIAM & MARY	3	0	0	0.000	1	5	200	0	1	5	833	1	7	857	3	0	0	0.0	0	-	382	3-0	
Aug 31, 2018	CAMPBELL	3	0	0	0.000	0	1	000	1	0	13	1,000	0	8	1,000	4	0	0	0.0	0	-	318	3-0	
Sep 01, 2018	ROBERT MORRIS	4	0	0	0.000	2	4	500	1	1	12	917	0	5	1,000	10	0	0	0.0	0	-	227	3-1	
Sep 07, 2018	vs IUPUI	4	0	0	0.000	0	2	000	3	1	19	944	0	3	1,000	7	0	0	0.0	0	-	265	3-1	
Sep 07, 2018	at Ohio	4	0	0	0.000	0	3	000	0	2	17	882	1	10	900	6	0	0	0.0	0	-	331	3-1	
Sep 08, 2018	vs Sanford	3	0	0	0.000	0	0	000	0	0	9	1,000	0	14	1,000	3	0	0	0.0	0	-	140	0-3	
Sep 11, 2018	VCU	3	0	0	0.000	0	1	000	0	1	12	917	0	12	1,000	4	0	0	0.0	0	-	301	3-0	
Sep 15, 2018	vs Baylor	3	0	0	0.000	0	1	000	0	0	11	1,000	0	0	0.000	2	0	0	0.0	0	-	206	0-3	
Sep 16, 2018	at UTSA	4	0	0	0.000	3	4	750	0	1	15	933	1	11	909	7	0	0	0.0	1	-	262	1-3	
Sep 21, 2018	PITT	3	0	0	0.000	0	2	000	0	0	11	1,000	1	13	929	2	0	0	0.0	0	-	092	0-3	
Sep 23, 2018	VIRGINIA	2	0	0	0.000	0	0	000	0	2	6	667	0	1	1,000	4	0	0	0.0	0	-	272	3-0	
Sep 28, 2018	NORTH CAROLINA	*3	0	0	0.000	2	5	400	0	0	9	1,000	0	9	1,000	5	0	0	0.0	0	-	209	3-0	
Sep 30, 2018	NC STATE	4	0	0	0.000	0	3	000	1	0	13	1,000	0	7	1,000	7	0	0	0.0	0	-	113	1-3	
Oct 05, 2018	at Georgia Tech	3	0	0	0.000	1	4	250	2	1	19	947	1	9	889	2	0	0	0.0	0	-	301	3-0	
Oct 07, 2018	at Clemson	3	0	0	0.000	1	3	333	0	0	7	1,000	3	0	0	0.0	0	0	0.0	0	-	151	0-3	
Oct 12, 2018	at Louisville	3	0	0	0.000	0	0	000	0	0	9	1,000	1	13	929	3	0	0	0.0	0	-	112	0-3	
Oct 14, 2018	at Notre Dame	3	0	0	0.000	1	4	000	0	1	8	875	4	0	0	0.0	0	0	0.0	0	-	126	0-3	
Oct 19, 2018	WAKE FOREST	5	0	0	0.000	1	4	250	2	1	20	950	1	16	938	10	0	0	0.0	0	-	116	3-2	
Oct 21, 2018	DUKE	5	0	0	0.000	0	2	000	1	0	13	1,000	1	27	951	4	0	0	0.0	0	-	205	2-3	
Totals		78	0	0	0.000	17	75	227	14	13	261	950	10	234	957	113	0	0	0.0	1	-			

Sets played: 76  
Assists per set: 0.22  
Service aces per set: 0.18  
Digs per set: 1.49  
Blocks per set: 0.00



## SARAH JANE LYNCH

Freshman | 6-2  
S | Roswell, Ga.

High School/Club Team  
Mount Pisgah Christian | A5

Major: General Engineering

# 11

#### AT THE NET

- Scooped up one dig in five sets against Duke (10/21).
- Registered an ace and a dig against Notre Dame (10/14).
- Achieved a career-high two aces against Georgia Tech (10/5).
- Tallied a dig against NC State (9/30).
- Notched a career-high three digs vs. North Carolina (9/28).
- Recorded her first career dig, an impressive pancake, against Virginia (9/23).
- Saw two sets of action against then-No. 9 Pitt (9/21).
- laid in her first collegiate match against UTSA (9/16).
- Three-year letterwinner coached by Leah Longoria at Mount Pisgah Christian.
- Named to the Class of 2018 Senior Aces Top 150.
- First team GHSA All-State in 2016.
- Honorable mention GHSA All-State in 2014.
- Two-time All-Area selection.
- Team MVP in 2016 and 2014.
- Guided A5 to the 2016 USA Volleyball National Championship crown in 16-U Open Division, while being named to the all-tournament team.
- Tabbed AAU All-American in 2016 after leading A5 to the AAU National Championship in 2016.
- Broke two program records in kills (310) and hitting percentage (.310) as a freshman.
- Named to PrepVolleyball.com Frosh59 list.
- Three-year member of the National Honor Society.
- Georgia Certificate of Merit Scholar.
- President of Mount Pisgah Chapter of the Tri-M Music Honor Society.
- Mount Pisgah Honors Scholarship Program Recipient.

#### SEASON/CAREER HIGHS

Kills.....  
Hitting percentage.....  
Assists.....  
Aces.....2 at Georgia Tech (10/5/18)  
Digs.....3 vs. North Carolina (9/28/18)  
Blocks.....

#### 2018 MATCH-BY-MATCH STATS

Date	Opponent	sp	k	e	ta	act	a	sa	se	la	act	re	ta	act	dig	bs	ba	be	total	bhe	points	team	hlf%	score
Sep 16, 2018	at UTSA	1	0	0	0.000	0	0	000	0	0	1	1,000	0	0	0.000	0	0	0	0.0	0	-	282	1-3	
Sep 23, 2018	PITT	2	0	0	0.000	0	0	000	0	0	4	1,000	0	0	0.000	0	0	0	0.0	0	-	092	0-3	
Sep 23, 2018	VIRGINIA	2	0	0	0.000	0	0	000	0	0	5	1,000	0	0	0.000	1	0	0	0.0	0	-	272	3-0	
Sep 28, 2018	NORTH CAROLINA	3	0	0	0.000	0	0	000	0	0	15	1,000	0	0	0.000	0	0	0	0.0	0	-	209	3-0	
Sep 30, 2018	NC STATE	4	0	0	0.000	0	0	000	0	1	11	909	0	0	0.000	1	0	0	0.0	0	-	113	1-3	
Oct 05, 2018	at Georgia Tech	3	0	0	0.000	1	0	000	0	2	0	10	1,000	0	0	0.000	2	0	0	0.0	0	-	301	3-0
Oct 07, 2018	at Clemson	3	0	0	0.000	0	0	000	0	1	8	875	0	0	0.000	0	0	0	0.0	0	-	151	0-3	
Oct 14, 2018	at Notre Dame	3	0	0	0.000	0	0	000	1	1	9	889	0	0	0.000	1	0	0	0.0	0	-	126	0-3	
Oct 19, 2018	WAKE FOREST	5	0	0	0.000	0	2	000	0	1	10	900	0	0	0.000	0	0	0	0.0	0	-	116	3-2	
Oct 21, 2018	DUKE	5	0	0	0.000	0	0	000	0	0	12	1,000	0	0	0.000	1	0	0	0.0	0	-	205	2-3	
Totals		34	0	0	0.000	0	3	000	3	5	94	947	0	0	0.000	9	0	0	0.0	0	-			

Sets played: 34  
Assists per set: 0.09  
Digs per set: 0.26







### PEYTON YELICH

Freshman | 6-3  
MB | Crown Point, Ind.

High School/Club Team  
Crown Point| Ignite Elite

Major: University Studies

# 13

#### AT THE NET

- Saw her first in-game action of the season against UTSA (9/16), tallying two kills and a hitting percentage of .500.
- Four-year letterwinner coached by Allison Duncan at Crown Point.
- IHSAA All-State selection.
- Two-time all-conference pick.
- Two-time All-Area honoree.
- Led Crown Point to two perfect seasons in conference play, garnering two conference titles and two sectional and regional crowns.
- Guided Crown Point to the IHSAA State Championship match.
- Three-time Indiana All-Star Team member.
- IHSAA North vs. South MVP.
- Three-time Blocker of the Year.
- 2016 AVCA Phenom List honoree.
- Led Ignite Elite to a third-place finish at the 18U Open Divisions in Gold.
- PrepVolleyball.com's Preseason High School All-American Watch List.
- Under Armour All-American Watch List.
- Team captain in 2017.

#### SEASON/CAREER HIGHS

Kills .....2 at UTSA (9/16/18)  
 Hitting percentage......500 at UTSA (9/16/18)  
 Assists.....  
 Aces.....  
 Digs.....  
 Blocks.....

#### 2018 MATCH-BY-MATCH STATS

Date	Opponent	se	h	a	ta	pt	sa	se	ta	re	pt	dig	bl	ba	be	tot	pts	h	sc
Sep 16, 2018	at UTSA	2	0	4	.500	0	0	0	.000	0	0	0	0	0	0	0	0	2	1-3

Sets played: 1  
Kills per set: 2.00  
Blocks per set: 0.00



### ESTER TALAMAZZI (Tal-uh-MAHT-zee)

Sophomore | 6-0  
OH | Campo Ligure, Genoa, Italy

High School/Club Team  
Liceo Scientifico A. Antonelli | Volleyro'

Major: Business

# 14

#### 2017-18 All-ACC Academic Volleyball Team 2017-18 ACC Academic Honor Roll ACC Freshman of the Week (9/4/17)

#### AT THE NET

- Had back-to-back double-doubles this past weekend, tallying 13K/20D vs. Wake Forest (10/19) and 14K/17D vs. Duke (10/21).
- Tied her season-high clip of .333 with 10 kills vs. UofL (10/12).
- Registered her third double-double (11K/D) of the season vs. Georgia Tech (10/5), while posting a season-high clip (.333).
- Had two double-doubles on Sept. 7 vs. IUPUI and Ohio.
- Had a season-high 15 kills and 7 digs vs. Robert Morris (9/1).
- Set a career-high eight aces, tied for the second-most in school history, with five kills versus William & Mary (8/31).
- Scooped up a career-high 22 digs and put down nine kills in a near double-double effort in Tech's clash with Charlotte (8/25).
- Played in all 31 matches, drawing 26 starts in 2017.
- Tied with Annie Spicer for 8th all-time (290) in freshman kills.

#### SEASON HIGHS

Kills.....15 vs. Robert Morris (9/1/18)  
 Hitting percentage......333 (2x)  
 Assists.....3 vs. Robert Morris (9/1/18)  
 Aces.....8 vs. William & Mary (8/31/18)  
 Digs.....22 at Charlotte (8/25/18)  
 Blocks.....4 vs. IUPUI (9/7/18)

#### CAREER HIGHS

Kills .....17 vs. Notre Dame (10/8/17)  
 Hitting percentage......462 vs. South Dakota State (8/25/17)  
 Assists.....3 (2x)  
 Aces.....8 vs. William & Mary (8/31/18)  
 Digs.....22 at Charlotte (8/25/18)  
 Blocks.....4 (3x)

#### 2018 MATCH-BY-MATCH STATS

Date	Opponent	se	h	a	ta	pt	sa	se	ta	re	pt	dig	bl	ba	be	tot	pts	h	sc
Aug 24, 2018	vs USC Upstate	7	4	19	.263	0	0	0	.000	2	1	14	0	1	0	1	0	1	0
Aug 25, 2018	vs Presbyterian	8	4	27	.148	0	2	0	.000	0	0	7	1	0	0	0	0	0	0
Aug 25, 2018	at Charlotte	9	7	32	.062	0	3	0	.000	0	12	1	0	0	0	0	0	0	0
Aug 31, 2018	WILLIAM & MARY	5	1	13	.069	0	1	0	.000	8	1	29	0	0	0	0	0	0	0
Aug 31, 2018	CAMPBELL	6	5	19	.053	2	4	0	.500	3	0	13	1	0	0	0	0	0	0
Sep 01, 2018	ROBERT MORRIS	15	4	42	.262	1	4	0	.250	2	3	15	0	0	0	0	0	0	0
Sep 07, 2018	vs IUPUI	10	2	37	.216	1	3	0	.333	0	2	7	0	0	0	0	0	0	0
Sep 07, 2018	at Ohio	10	4	31	.194	2	5	0	.400	1	3	21	0	0	0	0	0	0	0
Sep 08, 2018	vs Sanford	6	4	21	.095	1	2	0	.500	0	0	8	1	0	0	0	0	0	0
Sep 11, 2018	VCU	10	6	31	.192	1	4	0	.250	0	1	10	0	0	0	0	0	0	0
Sep 15, 2018	vs Baylor	7	5	28	.071	3	6	0	.500	1	1	10	0	0	0	0	0	0	0
Sep 16, 2018	at UTSA	9	2	24	.262	2	5	0	.400	0	2	15	0	0	0	0	0	0	0
Sep 21, 2018	PITT	3	7	25	.150	0	1	0	.000	0	3	9	0	0	0	0	0	0	0
Sep 23, 2018	VIRGINIA	9	7	26	.077	0	1	0	.000	1	1	13	0	0	0	0	0	0	0
Sep 28, 2018	NORTH CAROLINA	7	7	27	.000	2	4	0	.500	0	3	11	0	0	0	0	0	0	0
Sep 30, 2018	NC STATE	5	10	28	.178	1	3	0	.333	3	0	20	1	0	0	0	0	0	0
Oct 05, 2018	at Georgia Tech	11	1	30	.333	1	2	0	.500	3	4	16	0	0	0	0	0	0	0
Oct 07, 2018	at Clemson	3	4	15	.067	0	3	0	.000	0	0	4	1	0	0	0	0	0	0
Oct 12, 2018	at Louisville	10	2	24	.333	1	2	0	.500	0	2	9	0	0	0	0	0	0	0
Oct 14, 2018	at Notre Dame	9	6	25	.120	0	14	0	.000	0	1	8	0	0	0	0	0	0	0
Oct 19, 2018	WAKE FOREST	13	4	39	.231	1	7	0	.143	2	3	18	0	0	0	0	0	0	0
Oct 21, 2018	DUKE	14	4	42	.238	1	5	0	.200	2	2	18	0	0	0	0	0	0	0
Totals		78	186	100	605	142	20	81	247	28	33	286	885	22	378	942	218	0	23

Sets played: 76  
Kills per set: 2.45  
Assists per set: 0.26  
Service aces per set: 0.37  
Digs per set: 2.83  
Blocks per set: 0.30









### KAI YOUNG

Sophomore | 5-11  
MB | Charlotte, N.C.

High School/Club Team  
Charlotte Christian | Carolina Union

Major: Public Relations

# 22

#### AT THE NET

- Collected three blocks at then-No. 22 Louisville (10/12).
- Had two kills and a block against Georgia Tech (10/5).
- Recorded five kills and two blocks against NC State (9/30).
- Posted four kills on a hitting percentage of .375 with three blocks against rival Virginia (9/23).
- Tallied a kill and four blocks against then-No. 9 Pitt (9/21).
- Registered four kills on a .571 clip with her second-most blocks on the season (5) versus VCU (9/11).
- Played her best match yet against Charlotte (8/25), posting two career highs – 13 kills, eight blocks.
- Played in 17 matches, drawing two starts in 2017.
- Set two then-career highs with seven kills and seven blocks vs. Boston College.
- Played volleyball and ran track at Charlotte Christian.
- Father, Bryant Young, played football at Notre Dame and was a 14-year NFL veteran with the San Francisco 49ers, earning four Pro Bowls and a XXIX Super Bowl ring. He currently coaches the defensive line for the Atlanta Falcons.
- Mother ran track at Notre Dame.

#### SEASON HIGHS

Kills ..... 13 at Charlotte (8/25/18)  
 Hitting percentage......571 vs. VCU (9/11/18)  
 Assists..... 1 (2x)  
 Aces.....  
 Digs ..... 1 (7x)  
 Blocks..... 8 at Charlotte (8/25/18)

#### CAREER HIGHS

Kills ..... 13 at Charlotte (8/25/18)  
 Hitting percentage..... 1.00 (3x)  
 Assists..... 1 (2x)  
 Aces.....  
 Digs ..... 1 (7x)  
 Blocks..... 8 at Charlotte (8/25/18)

#### 2018 MATCH-BY-MATCH STATS

Date	Opponent	sp	k	e	ta	prc	a	ta	prc	sa	se	ta	prc	rcpt	bl	bs	ba	bl	total	bhe	points	team	
Aug 24, 2018	vs USC Upstate	6	2	13	338	0	1	0.000	0	0	0	0.000	0	0	0	0	3	0	3.0	0	-	-395	3-0
Aug 25, 2018	vs Presbyterian	3	5	5	14	0.000	0	1	0.000	0	0	0	0.000	0	1	0	3	0	3.0	0	-	-205	3-0
Aug 25, 2018	at Charlotte	13	5	27	298	0	0	0.000	0	0	0	0.000	0	5	1	0	8	2	8.0	0	-	-191	3-2
Aug 31, 2018	WILLIAM & MARY	3	3	2	8	1.000	0	0	0.000	0	0	0	0.000	0	0	0	2	0	2.0	0	-	-382	3-0
Aug 31, 2018	CAMPBELL	3	5	1	13	3.000	0	0	0.000	0	0	0	0.000	0	0	0	2	0	2.0	0	-	-318	3-0
Sep 01, 2018	ROBERT MORRIS	1	1	3	8	3.000	0	0	0.000	0	0	0	0.000	0	0	0	0	0	0.0	0	-	-227	3-1
Sep 07, 2018	vs IUPUI	6	2	13	308	0	1	0.000	0	0	0	0.000	0	0	0	0	5	0	5.0	0	-	-285	3-1
Sep 07, 2018	at Ohio	4	3	1	8	2.500	0	1	0.000	0	0	0	0.000	1	1	0	2	0	2.0	0	-	-331	3-1
Sep 08, 2018	vs Sanford	2	0	2	1,000	0	0	0.000	0	0	0	0.000	0	0	0	0	1	0	1.0	0	-	-140	0-3
Sep 11, 2018	VCU	4	0	7	571	0	0	0.000	0	0	0	0.000	0	1	0	0	5	0	5.0	0	-	-301	3-0
Sep 15, 2018	vs Baylor	3	0	1	0.000	0	0	0.000	0	0	0	0.000	0	0	0	0	0	2	0.0	0	-	-206	0-3
Sep 16, 2018	at UTSA	2	0	0	1,000	1	1	1.000	0	0	0	0.000	0	0	0	0	0	1	0.0	0	-	-262	1-3
Sep 21, 2018	PITT	3	1	6	0.000	0	1	2.000	0	0	0	0.000	0	0	0	0	4	0	4.0	0	-	-092	0-3
Sep 23, 2018	VIRGINIA	3	4	1	8	375	0	0	0.000	0	0	0	0.000	1	0	3	1	3.0	0	-	-272	3-0	
Sep 28, 2018	NORTH CAROLINA	2	0	4	500	1	2	5.000	0	0	0	0.000	0	0	0	0	4	0	4.0	0	-	-209	3-0
Sep 30, 2018	NC STATE	4	5	3	13	154	0	0	0.000	0	0	0	0.000	0	0	0	2	3	2.0	0	-	-113	1-3
Oct 02, 2018	at Georgia Tech	3	2	1	5	2.000	0	1	0.000	0	0	0	0.000	0	0	0	1	1	1.0	0	-	-301	3-0
Oct 07, 2018	at Clemson	2	0	2	4	5.000	0	0	0.000	0	0	0	0.000	0	0	0	0	3	0.0	0	-	-151	0-3
Oct 12, 2018	at Louisville	2	0	0	3	0.000	0	0	0.000	0	0	0	0.000	0	1	0	0	3	3.0	0	-	-112	0-3
Oct 14, 2018	at Notre Dame	1	1	0	2	5.000	0	0	0.000	0	0	0	0.000	0	0	0	0	2	0.0	0	-	-126	0-3
Totals		57	61	31	158	190	2	9	222	0	0	0	0.000	0	0	0	1	9	889	7	-	-	

Sets played: 57  
 Kills per set: 1.07  
 Assists per set: 0.04  
 Digs per set: 0.12  
 Blocks per set: 0.84



### TALYN JACKSON (TAL-lynn)

Freshman | 5-11  
S | Gardnerville, Nev.

High School/Club Team  
Douglas | Silve State

Major: Unviersity Studies

# 23

#### AT THE NET

- Has had exactly nine assists in three consecutive matches.
- Owned nine assists vs. Wake Forest (10/19) and Duke (10/21).
- Had nine assists, one dig and a block at Notre Dame (10/14).
- Collected three assists and one dig at then-No. 22 Louisville (10/12).
- Posted eight assists, three digs and a block vs. NC State (9/30).
- Recorded nine assists, two digs and a kill versus IUPUI (9/7).
- Filled in for setter Rhegan Mitchell against Robert Morris (9/1), drawing her first start and did not disappoint by posting 45 assists, 13 digs, two aces – all career highs – and two blocks.
- Collected 15 assists, two kills and a dig versus Campbell (8/31).
- Set a career-high four blocks and posted 11 assists against William & Mary (8/31).
- Tallied 11 assists and a two blocks against Charlotte (8/25).
- Had nine assists, a kill, dig and block vs. Presbyterian (8/25).
- Dished out 16 assists and put down four kills in her debut against USC Upstate (8/24).
- Enrolled in January, practicing with the team this past spring and playing in its scrimmages.
- Four-year varsity letterwinner at Douglas HS.
- Named to the Class of 2018 Senior Aces Top 150.
- Tabbed Soph79 by PrepVolleyball.com.
- USA Volleyball High Performance Indoor Girls' Select National A1 Team member.
- NIAA All-State selection.
- NIACC All-State 4A Academic Team.
- 2017 All-League Player of the Year.

#### SEASON/CAREER HIGHS

Kills ..... 4 (x2)  
 Hitting percentage..... 1.00 vs. Campbell (8/31/18)  
 Assists ..... 45 vs. Robert Morris (9/1/18)  
 Aces..... 2 vs. Robert Morris (9/1/18)  
 Digs..... 13 vs. Robert Morris (9/1/18)  
 Blocks..... 4 vs. William & Mary (8/31/18)

#### 2018 MATCH-BY-MATCH STATS

Date	Opponent	sp	k	e	ta	prc	a	ta	prc	sa	se	ta	prc	rcpt	bl	bs	ba	bl	total	bhe	points	team	
Aug 24, 2018	vs USC Upstate	3	4	0	5	800	16	24	667	0	0	0	0.000	0	0	0	1	2	1.0	0	-	-395	3-0
Aug 25, 2018	vs Presbyterian	3	1	0	5	200	9	34	266	0	0	0	0.000	0	0	0	0	0	0.0	0	-	-205	3-0
Aug 25, 2018	at Charlotte	0	0	0	2	0.000	11	23	476	0	0	0	0.000	0	0	0	0	2	2.0	0	-	-191	3-2
Aug 31, 2018	WILLIAM & MARY	3	1	0	2	500	11	20	559	0	0	0	0.000	0	0	0	4	0	4.0	0	-	-382	3-0
Aug 31, 2018	CAMPBELL	3	2	0	2	1,000	15	30	500	0	0	0	0.000	1	0	0	0	0	0.0	1	-	-318	3-0
Sep 01, 2018	ROBERT MORRIS	4	4	2	7	286	45	114	356	2	0	0	0.000	0	0	0	0	0	0.0	0	-	-227	3-1
Sep 07, 2018	vs IUPUI	4	1	0	4	250	9	29	310	0	0	0	0.000	0	0	0	0	0	0.0	0	-	-285	3-1
Sep 07, 2018	at Ohio	1	0	1	2	500	3	10	300	0	0	0	0.000	0	0	0	0	0	0.0	0	-	-331	3-1
Sep 08, 2018	vs Sanford	2	0	0	0	0.000	0	5	0.000	0	0	0	0.000	0	0	0	0	0	0.0	0	-	-140	0-3
Sep 11, 2018	VCU	2	1	0	2	500	8	30	367	0	0	0	0.000	0	0	0	0	0	0.0	0	-	-301	3-0
Sep 15, 2018	vs Baylor	3	0	1	0.000	0	0	0.000	0	0	0	0.000	0	0	0	0	0	2	0.0	0	-	-206	0-3
Sep 16, 2018	at UTSA	2	0	0	1,000	1	1	1,000	0	0	0	0.000	0	0	0	0	0	1	0.0	0	-	-262	1-3
Sep 21, 2018	PITT	3	1	6	0.000	0	1	2.000	0	0	0	0.000	0	0	0	0	4	0	4.0	0	-	-092	0-3
Sep 23, 2018	VIRGINIA	3	4	1	8	375	0	0	0.000	0	0	0	0.000	1	0	3	1	3.0	0	-	-272	3-0	
Sep 28, 2018	NORTH CAROLINA	2	0	4	500	1	2	5.000	0	0	0	0.000	0	0	0	0	4	0	4.0	0	-	-209	3-0
Sep 30, 2018	NC STATE	4	5	3	13	154	0	0	0.000	0	0	0	0.000	0	0	0	2	3	2.0	0	-	-113	1-3
Oct 02, 2018	at Georgia Tech	3	2	1	5	2.000	0	1	0.000	0	0	0	0.000	0	0	0	1	1	1.0	0	-	-301	3-0
Oct 07, 2018	at Clemson	2	0	2	4	5.000	0	0	0.000	0	0	0	0.000	0	0	0	0	3	0.0	0	-	-151	0-3
Oct 12, 2018	at Louisville	2	0	0	3	0.000	0	0	0.000	0	0	0	0.000	0	1	0	0	3	3.0	0	-	-112	0-3
Oct 14, 2018	at Notre Dame	1	1	0	2	5.000	0	0	0.000	0	0	0	0.000	0	0	0	0	2	0.0	0	-	-126	0-3
Oct 21, 2018	DUKE	3	1	0	3	333	9	24	375	0	0	0	0.000	0	0	0	0	0	0.0	0	-	-295	2-3
Totals		35	16	3	41	317	157	396	396	2	0	22	1,000	0	0	0	0	0	0.000	27	-	-	

Sets played: 35  
 Kills per set: 0.46  
 Assists per set: 4.49  
 Service aces per set: 0.06  
 Digs per set: 0.77  
 Blocks per set: 0.43



## 2018 NCAA STATS

Statistic	National Rank	Conference Rank	Value	National Leader	Value	Conference Leader	Value
Aces Per Set (334 ranked)	66	3	1.48	Denver	2.06	Notre Dame	1.55
Assists Per Set (334 ranked)	166	11	11.73	Fla. Atlantic	14.80	Pittsburgh	13.82
Blocks Per Set (334 ranked)	133	11	2.09	Stanford	3.24	Syracuse	2.94
Digs Per Set (334 ranked)	272	8	13.58	Northern Ky.	20.12	Notre Dame	16.38
Hitting Percentage (334 ranked)	114	9	0.219	BYU	0.328	Pittsburgh	0.300
Kills Per Set (334 ranked)	150	11	12.69	Fla. Atlantic	15.64	Pittsburgh	14.65
Match W-L Pctg. (334 ranked)	115	7	0.591	Pittsburgh BYU	1.000 1.000	Pittsburgh	1.000
Opp Hitting Percentage (334 ranked)	166	6	0.200	Nebraska	0.132	Pittsburgh	0.161
Team Assists (334 ranked)	217	9	903	Bryant	1,326	Clemson	1,092
Team Attacks Per Set (334 ranked)	289	13	33.06	Northern Ky.	41.68	Notre Dame	37.59
Team Digs (334 ranked)	279	8	1,046	Northern Ky.	1,710	Georgia Tech	1,312
Team Kills (334 ranked)	211	8	977	Bryant	1,414	Clemson	1,148
Team Service Aces (334 ranked)	101	1	114	Alcorn	188	Virginia Tech	114
Team Total Attacks (334 ranked)	273	10	2,546	Bryant	3,790	Georgia Tech	3,015
Team Total Blocks (334 ranked)	178	12	161.0	Charlotte	269.0	Florida St.	215.0

Statistic	Player	National Rank	Conference Rank	Value	National Leader	Value	Conference Leader	Value
Aces Per Set (150 ranked)	Ester Talamazzi	88	1	0.37	Mariena Hayden, UNLV	0.90	Ester Talamazzi, Virginia Tech	0.37
Assists Per Set (150 ranked)					Ivone Martinez, Fla. Atlantic	12.58	Wilma Rivera, Louisville	11.01
Attacks Per Set (150 ranked)					Lindsey Ruddins, UC Santa Barbara	14.52	Jemma Yeadon, Notre Dame	11.26
Blocks Per Set (299 ranked)	Marisa Cerchio	103	8	1.13	Jasmin Sneed, VCU	1.68	Taryn Knuth, Florida St.	1.56
Digs Per Set (150 ranked)					Kallie Seimet, Bowling Green	6.63	Ryann DeJarld, Notre Dame	4.96
Hitting Percentage (150 ranked)					Hannah Hill, Weber St.	0.458	Santita Ebangwese, Syracuse	0.413
Kills Per Set (150 ranked)	Kaity Smith	125	9	3.51	Jordan Thompson, Cincinnati	6.14	Polina Shemanova, Syracuse	4.51
Kills SG Highs (0 ranked)								
Points (150 ranked)					Jordan Thompson, Cincinnati	633.5	Payton Caffrey, Florida St.	373.5
Points Per Set (150 ranked)	Kaity Smith	129	9	3.95	Jordan Thompson, Cincinnati	6.81	Polina Shemanova, Syracuse	4.91
Service Aces (133 ranked)	Ester Talamazzi	95	1	28	Mariena Hayden, UNLV	76	Molly Sauer, Louisville Ester Talamazzi, Virginia Tech	28 28
Total Assists (150 ranked)					Taylor Anderton, Samford	1,073	Gabby Easton, Clemson	952
Total Attacks (150 ranked)					Jordan Thompson, Cincinnati	1,266	Mariana Brambilla, Georgia Tech	895
Total Blocks (199 ranked)	Marisa Cerchio	107	7	87	Veronica Marin, Little Rock	141	Taryn Knuth, Florida St.	123
Total Digs (300 ranked)	Carol Raffety	248	8	287	Yumi Garcia, Charlotte	590	Makenzie Kuchmaner, NC State	371
Total Kills (148 ranked)					Jordan Thompson, Cincinnati	571	Polina Shemanova, Syracuse	329
Triple Doubles (15 ranked)					Mason Rooney, Davidson	5	Andie Shelton, Duke	3



## 2018 BOX SCORES



### Volleyball Box Score The Automated ScoreBook USC Upstate vs Virginia Tech (Aug 24, 2018 at Charlotte, N.C.)



#	USC Upstate	Attack				Ast	Serve			Block				Pts		
		S	K	E	TA		Pct	SA	SE	RE	Dig	BS	BA		BE	BH
5	HAAKE, Madison	3	2	2	8	.000	19	1	0	0	8	0	1	0	0	-
6	PHILLIPS, Lauren	3	7	6	24	.042	1	1	1	0	6	0	0	0	0	-
7	DUNCAN, Payton	3	4	5	20	-.050	1	0	0	0	3	0	0	0	0	-
8	DEMPSEY, Lily	2	1	4	8	-.375	0	2	1	0	2	0	1	0	0	-
11	RUSSELL, Emily	3	7	4	21	.143	0	0	0	0	1	0	0	2	0	-
15	KIRKPATRICK, McKenna	3	4	2	13	.154	0	0	0	1	1	0	2	1	0	-
2	MARCUM, Mackenzie	3	0	0	0	.000	3	0	1	1	6	0	0	0	0	-
3	DEAVILLE, Morgan	1	0	0	0	.000	0	0	0	1	0	0	0	0	0	-
12	LAUER, Mackenzie	2	1	2	5	-.200	0	0	0	0	1	0	0	0	0	-
Totals		3	26	25	99	.010	24	4	3	3	28	0	4	3	0	-

**Team Attack By Set**

Set	K	E	TA	Pct
1	7	10	30	-.100
2	12	6	33	.182
3	7	9	36	-.056

**SET SCORES**

1	2	3	Team Records:
USC Upstate (0)	14	18	15 0-1
Virginia Tech (3)	25	25	25 1-0

TOTAL TEAM BLOCKS: 2.0

#	Virginia Tech	Attack				Ast	Serve			Block				Pts		
		S	K	E	TA		Pct	SA	SE	RE	Dig	BS	BA		BE	BH
1	Kaity Smith	3	14	1	22	.591	0	0	1	0	4	0	2	0	0	-
4	Jaila Tolbert	3	7	0	11	.636	0	0	0	0	3	0	5	0	0	-
9	Rhegan Mitchell	3	1	0	3	.333	14	0	0	0	9	0	0	0	2	-
14	Ester Talamazzi	3	7	4	19	.158	0	2	1	1	9	0	1	0	0	-
19	Marisa Cerchio	3	5	3	12	.167	0	0	1	0	0	0	5	0	0	-
22	Kai Young	3	6	2	13	.308	0	0	0	0	0	0	3	0	0	-
5	Carol Rafferty	3	0	0	1	.000	7	0	1	2	5	0	0	0	0	-
6	Angel Robinson	1	0	0	0	.000	0	0	0	0	0	0	1	0	0	-
10	Kylie Thomas	3	0	0	0	.000	4	1	1	0	8	0	0	0	0	-
20	Abby McKinzie	3	4	0	5	.800	0	0	0	1	1	0	0	0	0	-
23	Talyn Jackson	3	4	0	5	.800	16	0	0	0	1	0	1	2	0	-
Totals		3	44	10	86	.395	41	3	5	4	40	0	18	2	2	-

**Team Attack By Set**

Set	K	E	TA	Pct
1	13	3	25	.400
2	17	3	33	.424
3	14	4	28	.357

Site: Charlotte, N.C. (Halton Arena)  
Date: Aug 24, 2018 Attend: 1411 Time: 1:05  
Referees: Doug Fagan, Suzanne Dodd  
Line judges: Quentin McDaniel, Wayne Burgamy

TOTAL TEAM BLOCKS: 9.0



### Volleyball Box Score The Automated ScoreBook Presbyterian vs Virginia Tech (Aug 25, 2018 at Charlotte, N.C.)



#	Presbyterian	Attack				Ast	Serve			Block				Pts		
		S	K	E	TA		Pct	SA	SE	RE	Dig	BS	BA		BE	BH
3	COOKE, Erin	3	6	4	17	.118	13	0	0	0	8	0	1	0	1	-
9	WILLIAMS, Trinity	3	9	5	23	.174	1	0	2	2	6	0	1	0	0	-
10	EULTZ, Erin	3	1	4	16	-.188	0	0	0	3	9	0	2	0	0	-
14	WRIGHT, Allie	3	4	2	14	.143	0	1	0	0	1	1	1	0	0	-
15	DE JONG, Sydney	3	4	1	12	.250	0	0	0	0	0	0	4	0	0	-
21	JONES, Sierra	3	0	0	1	.000	10	0	0	0	0	0	0	0	1	-
1	GOSNELL, Daley	3	0	0	2	.000	2	0	0	1	14	0	0	0	0	-
8	TALBERT, Lauren	1	0	1	2	-.500	0	0	1	1	0	0	0	0	0	-
23	FARMER, Taylor	1	0	0	0	.000	0	0	0	0	3	0	0	0	0	-
25	DAVIS, Sierra	3	4	2	14	.143	0	0	0	0	0	0	1	0	0	-
Totals		3	28	19	101	.089	26	1	3	7	42	1	10	0	2	-

**Team Attack By Set**

Set	K	E	TA	Pct
1	13	8	41	.122
2	6	4	23	.087
3	9	7	37	.054

**SET SCORES**

1	2	3	Team Records:
Presbyterian (0)	22	11	21 0-3
Virginia Tech (3)	25	25	25 2-0

TOTAL TEAM BLOCKS: 6.0

#	Virginia Tech	Attack				Ast	Serve			Block				Pts		
		S	K	E	TA		Pct	SA	SE	RE	Dig	BS	BA		BE	BH
1	Kaity Smith	3	13	1	25	.480	0	1	2	0	15	0	0	0	0	-
4	Jaila Tolbert	3	8	6	18	.111	0	0	0	0	1	0	3	0	0	-
9	Rhegan Mitchell	3	0	0	0	.000	23	0	0	0	6	0	0	0	1	-
14	Ester Talamazzi	3	8	4	27	.148	0	0	0	0	13	0	2	0	0	-
19	Marisa Cerchio	3	7	3	19	.211	0	3	0	0	0	1	3	0	0	-
22	Kai Young	3	5	5	14	.000	0	0	0	0	1	0	3	0	0	-
5	Carol Rafferty	3	0	0	0	.000	5	2	1	0	5	0	0	0	0	-
6	Angel Robinson	1	1	0	2	.500	0	0	0	0	0	0	0	0	0	-
7	Tessa Wynner	1	0	1	2	-.500	1	0	1	0	0	0	0	0	0	-
10	Kylie Thomas	3	0	0	0	.000	1	1	0	0	6	0	0	0	0	-
20	Abby McKinzie	1	0	0	0	.000	0	0	0	0	1	0	0	0	0	-
23	Talyn Jackson	3	1	0	5	.200	9	0	0	0	1	0	1	1	1	-
Totals		3	43	20	112	.205	39	7	3	1	49	1	12	1	2	-

**Team Attack By Set**

Set	K	E	TA	Pct
1	12	8	41	.098
2	15	2	28	.464
3	16	10	43	.140

Site: Charlotte, N.C. (Halton Arena)  
Date: Aug 25, 2018 Attend: 1411 Time: 1:13  
Referees: Suzanne Dodd, Debbie McLamb  
Line judges: Douglas Reed, Regina Battle

TOTAL TEAM BLOCKS: 7.0



### Volleyball Box Score The Automated ScoreBook Virginia Tech vs Charlotte (Aug 25, 2018 at Charlotte, N.C.)



#	Virginia Tech	Attack				Ast	Serve			Block				Pts		
		S	K	E	TA		Pct	SA	SE	RE	Dig	BS	BA		BE	BH
1	Kaity Smith	5	14	13	38	.026	2	1	2	0	14	0	1	0	0	-
4	Jaila Tolbert	5	14	5	30	.300	0	0	0	0	4	0	6	0	0	-
9	Rhegan Mitchell	5	4	0	8	.500	48	0	1	0	9	0	5	0	0	-
14	Ester Talamazzi	5	9	7	32	.062	0	0	0	2	22	0	3	2	0	-
19	Marisa Cerchio	5	15	5	41	.244	1	1	2	0	1	1	9	0	0	-
22	Kai Young	5	13	5	27	.296	0	0	0	1	0	8	2	0	0	-
5	Carol Rafferty	5	0	0	0	.000	4	1	1	3	20	0	0	0	0	-
10	Kylie Thomas	5	0	0	0	.000	1	1	0	1	9	0	0	0	0	-
20	Abby McKinzie	2	0	0	0	.000	0	0	0	0	1	0	0	0	0	-
23	Talyn Jackson	2	0	0	2	.000	11	0	0	0	0	2	0	0	0	-
Team										1						-
Totals		5	69	35	178	.191	67	4	6	7	81	1	34	4	0	-

**Team Attack By Set**

Set	K	E	TA	Pct
1	13	7	30	.200
2	16	10	45	.133
3	16	7	43	.209
4	15	8	40	.175
5	9	3	20	.300

**SET SCORES**

1	2	3	4	5	Team Records:
Virginia Tech (3)	15	24	25	25	15 3-0
Charlotte (2)	25	26	19	19	9 2-2

TOTAL TEAM BLOCKS: 18.0

#	Charlotte	Attack				Ast	Serve			Block				Pts		
		S	K	E	TA		Pct	SA	SE	RE	Dig	BS	BA		BE	BH
1	RICHARDSON, Reeana	5	17	6	41	.268	0	1	0	1	7	0	1	1	0	-
2	CURTISS, Jannelle	5	5	1	21	.190	0	0	0	0	2	0	7	1	0	-
7	ROWAN, Sydney	5	13	10	53	.057	0	1	0	1	11	0	0	0	0	-
11	STEELE, Nya	5	0	0	2	.000	27	1	0	0	10	0	0	0	0	-
15	GALLOWAY, Tyra	5	4	0	10	.400	0	0	3	0	0	4	6	3	0	-
18	STONER, Jocelyn	5	6	1	16	.312	0	0	0	0	0	1	5	1	0	-
4	PERRENS, Sofie	5	0	0	0	.000	18	2	2	0	5	0	0	0	0	-
6	BERG, Taylor	3	0	0	0	.000	0	0	0	0	2	0	0	0	0	-
13	GARCIA, Yumi	5	0	2	2	-.1000	2	1	1	1	23	0	0	0	0	-
16	SHAW, Molly	5	4	2	19	.105	0	0	0	2	0	3	1	0	0	-
17	HEHR, Kennedy	2	0	0	0	.000	0	1	1	0	1	0	0	0	0	-
Team										1						-
Totals		5	49	22	164	.165	47	7	8	4	63	5	22	7	0	-

**Team Attack By Set**

Set	K	E	TA	Pct
1	13	1	23	.522
2	13	4	45	.200
3	10	7	34	.088
4	9	5	37	.108
5	4	5	25	-.040

Site: Charlotte, N.C. (Halton Arena

## 2018 BOX SCORES



### Volleyball Box Score The Automated ScoreBook Campbell vs Virginia Tech (Aug 31, 2018 at Blacksburg, Va.)



#	Campbell	Attack				Pct	Ast	Serve			Block				Pts	
		S	K	E	TA			SA	SE	RE	Dig	BS	BA	BE		BH
6	MINER, Madee	3	1	1	2	.000	13	0	0	0	7	0	0	0	0	-
7	HEATH, Allena	3	5	1	20	.200	0	0	0	2	1	0	3	0	0	-
10	STOCKING, Jessica	3	3	5	19	-.105	2	1	1	2	11	0	0	0	0	-
12	COLLA, Sarah	3	6	12	29	-.207	0	0	2	3	2	0	0	0	0	-
15	WILSON, Hailey	3	5	1	7	.571	0	0	0	0	1	0	1	0	0	-
17	LINXWILER, Madison	3	2	1	8	.125	0	0	0	0	1	0	0	0	0	-
1	HOLDFORD, Anna Grace	3	0	0	0	.000	7	1	0	0	2	0	0	0	0	-
3	MURRAY, Faith	1	0	0	0	.000	0	0	0	1	0	0	0	0	0	-
5	SCHNEGGENBURGER, H	1	0	0	0	.000	0	0	0	0	0	0	0	0	0	-
11	KANE, Grace	3	0	0	0	.000	3	0	2	3	8	0	0	0	0	-
13	HARTY, Rachel	1	0	0	0	.000	0	0	0	0	0	0	0	0	0	-
14	MITCHELL, Alysha	3	5	1	7	.571	0	0	0	0	0	2	0	0	0	-
Team																
Totals		3	27	22	92	.054	25	2	5	12	33	0	6	0	0	-

**Team Attack By Set**

Set	K	E	TA	Pct
1	11	9	38	.053
2	10	6	33	.121
3	6	7	21	-.048

**SET SCORES**

	1	2	3	Team Records:
Campbell (0)	18	19	12	2-3
Virginia Tech (3)	25	25	25	5-0

TOTAL TEAM BLOCKS: 3.0

#	Virginia Tech	Attack				Pct	Ast	Serve			Block				Pts	
		S	K	E	TA			SA	SE	RE	Dig	BS	BA	BE		BH
1	Kaity Smith	3	8	3	20	.250	1	2	2	1	7	0	2	0	0	-
4	Jaila Tolbert	3	9	0	16	.562	0	0	0	0	3	0	2	0	0	-
9	Rhegan Mitchell	3	0	0	0	.000	15	2	0	0	1	0	0	0	0	-
14	Ester Talamazzi	3	6	5	19	.053	2	3	0	1	6	0	1	0	0	-
19	Marisa Cerchio	3	7	1	15	.400	0	2	4	0	2	0	3	0	0	-
22	Kai Young	3	5	1	13	.308	0	0	0	0	0	0	2	0	0	-
5	Carol Rafferty	3	0	0	0	.000	2	1	2	0	13	0	0	0	0	-
10	Kylie Thomas	3	0	0	0	.000	0	1	0	0	4	0	0	0	0	-
23	Talyn Jackson	3	2	0	2	1.000	15	0	0	0	1	0	0	0	1	-
Totals		3	37	10	85	.318	35	11	8	2	37	0	10	0	1	-

**Team Attack By Set**

Set	K	E	TA	Pct
1	12	3	26	.346
2	13	5	37	.216
3	12	2	22	.455

Site: Blacksburg, Va. (Cassell Coliseum)  
Date: Aug 31, 2018 Attend: 842 Time: 1:24  
Referees: Daniel Leake, Terry Martin  
Line judges: Stacey Younker, Amy Milton

TOTAL TEAM BLOCKS: 5.0



### Volleyball Box Score The Automated ScoreBook Robert Morris vs Virginia Tech (Sep 01, 2018 at Blacksburg, Va.)



#	Robert Morris	Attack				Pct	Ast	Serve			Block				Pts	
		S	K	E	TA			SA	SE	RE	Dig	BS	BA	BE		BH
2	LONDOT, Alyson	4	9	5	36	.111	1	0	3	2	14	0	1	0	0	-
5	BROWN, Whitney	4	0	0	0	.000	15	1	1	0	8	0	0	0	2	-
7	ALFANO, Maria	4	7	2	20	.250	0	0	0	0	0	0	3	0	0	-
8	GRANGER, Emma	4	6	1	17	.294	0	0	3	0	1	0	2	0	0	-
11	DEVLIN, Emily	4	7	0	15	.467	0	0	0	0	2	0	1	0	0	-
17	SARJANOVIC, Mirna	4	5	1	27	.148	0	0	1	3	16	0	2	0	0	-
1	ZANOLLI, Nikolette	1	0	0	0	.000	1	0	0	1	5	0	0	0	0	-
3	WILT, Erika	1	0	0	0	.000	0	0	0	0	2	0	0	0	0	-
4	CAMPBELL, Liz	4	5	2	14	.214	0	0	0	0	1	0	1	0	0	-
10	YURKOVICH, Allie	4	0	0	0	.000	5	1	0	4	9	0	0	0	0	-
12	CANNON, Megan	4	0	0	0	.000	14	1	0	0	4	0	0	0	2	-
Team																
Totals		4	39	11	129	.217	36	3	8	13	62	0	10	0	4	-

**Team Attack By Set**

Set	K	E	TA	Pct
1	12	4	38	.211
2	12	2	36	.278
3	6	5	25	.040
4	9	0	30	.300

**SET SCORES**

	1	2	3	4	Team Records:
Robert Morris (1)	25	21	16	15	0-6
Virginia Tech (3)	22	25	25	25	6-0

TOTAL TEAM BLOCKS: 5.0

#	Virginia Tech	Attack				Pct	Ast	Serve			Block				Pts	
		S	K	E	TA			SA	SE	RE	Dig	BS	BA	BE		BH
1	Kaity Smith	4	17	7	42	.238	1	2	3	0	8	0	2	0	0	-
4	Jaila Tolbert	4	12	8	29	.138	1	0	0	0	2	0	2	0	0	-
14	Ester Talamazzi	4	15	4	42	.262	1	2	3	0	7	0	0	0	0	-
19	Marisa Cerchio	4	7	1	14	.429	0	2	2	0	4	0	1	0	0	-
22	Kai Young	1	1	3	6	.333	0	0	0	0	0	0	0	0	0	-
23	Talyn Jackson	4	4	2	7	.286	45	2	0	0	13	0	2	0	1	-
6	Angel Robinson	4	0	0	0	.000	2	0	2	0	21	0	0	0	0	-
10	Kylie Thomas	4	3	0	10	.300	0	0	0	0	0	0	5	0	0	-
20	Abby McKinzie	4	0	0	0	.000	2	1	1	0	10	0	0	0	0	-
20	Abby McKinzie	4	0	0	0	.000	0	1	0	0	4	0	0	0	0	-
Team																
Totals		4	59	25	150	.227	52	13	9	3	69	0	12	0	1	-

**Team Attack By Set**

Set	K	E	TA	Pct
1	13	11	43	.047
2	15	4	36	.306
3	14	5	34	.265
4	17	5	37	.324

Site: Blacksburg, Va. (Cassell Coliseum)  
Date: Sep 01, 2018 Attend: 515 Time: 1:53  
Referees: Terry Martin, Wayne Clark  
Line judges: Stacey Younker, Amy Milton

TOTAL TEAM BLOCKS: 6.0



### Volleyball Box Score The Automated ScoreBook Virginia Tech vs IUPUI (Sep 07, 2018 at Athens, Ohio)



#	Virginia Tech	Attack				Pct	Ast	Serve			Block				Pts	
		S	K	E	TA			SA	SE	RE	Dig	BS	BA	BE		BH
1	Kaity Smith	4	18	5	37	.351	1	3	3	1	12	0	1	0	0	-
4	Jaila Tolbert	4	12	4	21	.381	0	0	0	2	2	0	4	0	0	-
9	Rhegan Mitchell	4	0	0	0	.000	38	0	1	0	7	0	0	0	0	-
14	Ester Talamazzi	4	10	2	37	.216	1	0	2	0	13	0	4	0	0	-
19	Marisa Cerchio	4	8	4	22	.182	0	0	0	1	5	4	0	0	0	-
22	Kai Young	4	6	2	13	.308	0	0	0	1	0	5	0	0	0	-
5	Carol Rafferty	4	1	0	3	.333	3	0	0	2	13	0	0	0	0	-
10	Kylie Thomas	4	0	0	0	.000	0	3	1	0	0	0	0	0	0	-
20	Abby McKinzie	4	0	0	0	.000	1	1	0	0	0	0	0	0	0	-
23	Talyn Jackson	4	1	0	4	.250	9	0	0	0	2	0	0	0	0	-
Totals		4	56	17	137	.285	53	7	7	3	58	5	18	0	0	-

**Team Attack By Set**

Set	K	E	TA	Pct
1	15	8	40	.175
2	13	1	25	.480
3	16	6	45	.222
4	12	2	27	.370

**SET SCORES**

	1	2	3	4	Team Records:
Virginia Tech (3)	25	25	22	25	7-0
IUPUI (1)	21	11	25	13	2-6

TOTAL TEAM BLOCKS: 14.0



### Volleyball Box Score The Automated ScoreBook Virginia Tech vs Ohio (Sep 07, 2018 at Athens, Ohio)



#	Virginia Tech	Attack				Pct	Ast	Serve			Block				Pts	
		S	K	E	TA			SA	SE	RE	Dig	BS	BA	BE		BH
1	Kaity Smith	4	14	5	27	.333	0	2	3	0	14	0	2	0	0	-
4	Jaila Tolbert	4	17	3	30	.467	0	0	0	0	1	0	4	0	0	-
9	Rhegan Mitchell	4	2	0	6	.333	42	1	0	0	9	0	2	0	0	-
14	Ester Talamazzi	4	10	4	31	.194	2	1	3	1	10	0	0	0	0	-
19	Marisa Cerchio	4	12	2	21	.476	0	0	1	0	0	0	6	0	0	-
22	Kai Young	4	4	0	8	.250	0	0	0	0	4	0	0	0	0	-
5	Carol Rafferty	4	0	0	2	.000	5	1	2	0	14	0	0	0	0	-
10	Kylie Thomas	4	0	0	0	.000	0	0	2	1	6	0	0	0	0	-
20	Abby McKinzie	3	0	0	0	.000	0	0	1	0	0	0	0	0	0	-
23	Talyn Jackson	1	0	1	2	-.500	3	0	0	0	2	0	0	0	0	-
Team																
Totals		4	58	16	127	.331	52	5	12	4	56	0	16	0	0	-

**Team Attack By Set**

Set	K
-----	---



## 2018 BOX SCORES



**Volleyball Box Score**  
**The Automated ScoreBook**  
Samford vs Virginia Tech (Sep 08, 2018 at Athens, Ohio)



#	Samford	Attack				Ast	Serve			Block				Pts		
		S	K	E	TA		Pct	SA	SE	RE	Dig	BS	BA		BE	BH
2	Taylor Anderton	3	0	1	2	-.500	42	1	2	0	9	0	1	0	0	-
3	Shayla Phillip	3	10	1	12	.750	0	0	0	0	1	3	1	0	0	-
4	Krista Boesing	3	19	6	34	.382	0	0	0	2	0	1	0	0	0	-
5	Lauren Deaton	3	8	1	20	.350	0	0	2	0	6	0	1	0	0	-
8	Kelsi Hobbs	3	8	5	26	.115	0	0	3	0	6	0	2	0	0	-
13	Briana Holmes	3	1	1	4	.000	0	0	0	0	0	2	1	0	0	-
12	Grace Tiesman	3	0	0	0	.000	0	0	3	0	12	0	0	0	0	-
15	Alana Schouten	3	0	0	0	.000	1	1	1	0	1	0	0	0	0	-
16	Courtney Johnson	3	0	0	0	.000	0	2	1	0	3	0	0	0	0	-
18	Camryn Pierce	1	0	0	0	.000	0	0	0	0	1	0	0	0	0	-
Totals		3	46	15	98	.316	43	4	12	0	40	1	10	2	0	-

**Team Attack By Set**

Set	K	E	TA	Pct
1	15	6	31	.290
2	14	6	32	.250
3	17	3	35	.400

TOTAL TEAM BLOCKS: 6.0

**SET SCORES**

Samford (3)	1	2	3	Team Records:
Virginia Tech (0)	25	25	25	4-6
	18	20	16	8-1

#	Virginia Tech	Attack				Ast	Serve			Block				Pts		
		S	K	E	TA		Pct	SA	SE	RE	Dig	BS	BA		BE	BH
1	Kaity Smith	3	5	2	25	.120	1	0	3	2	7	0	0	0	0	-
4	Jaila Tolbert	3	8	3	14	.357	0	0	0	2	0	1	0	0	0	-
9	Rhegan Mitchell	3	1	0	3	.333	19	0	2	0	8	0	1	1	0	-
14	Ester Talamazzi	3	6	4	21	.095	1	0	0	1	2	0	1	0	0	-
19	Marisa Cerchio	3	6	2	17	.235	0	0	1	1	0	1	2	0	0	-
22	Kai Young	2	0	2	2	-1.000	0	0	0	0	0	0	1	0	0	-
5	Carol Raffety	3	0	0	0	.000	4	0	0	0	11	0	0	0	0	-
6	Angel Robinson	2	0	1	3	-.333	0	0	0	0	0	0	0	0	0	-
7	Tessa Wyner	1	0	0	1	.000	0	0	0	0	0	0	0	0	0	-
10	Kylie Thomas	3	0	0	0	.000	0	0	0	0	3	0	0	0	0	-
20	Abby McKinzie	1	0	0	0	.000	0	0	0	0	1	0	0	0	0	-
23	Talyn Jackson	1	0	0	0	.000	0	0	0	0	0	0	0	0	0	-
Totals		3	26	14	86	.140	25	0	6	4	34	1	6	1	0	-

**Team Attack By Set**

Set	K	E	TA	Pct
1	11	5	31	.194
2	8	4	25	.160
3	7	5	30	.067

Site: Athens, Ohio (Convocation Center)  
Date: Sep 08, 2018 Attend: 405 Time: 1:24  
Referees: Anthony Hines, Scott Mourier  
Line judges: Beth Dunlap, Steve Chiki



**Volleyball Box Score**  
**The Automated ScoreBook**  
VCU vs Virginia Tech (Sep 11, 2018 at Blacksburg, Va.)



#	VCU	Attack				Ast	Serve			Block				Pts		
		S	K	E	TA		Pct	SA	SE	RE	Dig	BS	BA		BE	BH
2	SNEED, Jasmin	3	2	1	7	.143	0	0	1	0	0	0	3	0	0	-
5	ARD, Dajah	3	0	0	0	.000	18	0	0	0	4	0	0	0	0	-
14	GIOMMARINI, Vicky	3	15	5	28	.357	1	1	0	1	9	0	0	0	0	-
15	BALDWIN, Tori	3	5	2	11	.273	0	0	0	0	1	0	4	0	0	-
17	TUZZOLO, Gina	3	10	6	24	.167	3	1	0	0	1	0	5	0	0	-
18	NECIPORUKA, Paula	3	3	3	17	.000	0	0	0	1	7	0	0	0	0	-
1	SIMPSON, Madalon	3	0	1	1	-1.000	1	0	1	1	16	0	0	0	0	-
6	DRAPER, Alyna	1	0	0	0	.000	0	0	0	0	0	0	0	0	0	-
8	ADLER, Julia	3	0	5	7	-.714	0	0	0	0	0	0	0	2	0	-
10	SROUFE, Tyler	1	0	0	0	.000	3	0	0	0	2	0	0	0	0	-
13	CHOUNTA, Iro	2	1	1	7	.000	0	0	0	0	0	0	0	0	0	-
16	DAVID, Dani Jo	2	0	0	0	.000	9	0	1	0	0	0	0	0	0	-
Team										1						-
Totals		3	36	24	102	.118	35	2	3	4	40	0	14	0	0	-

**Team Attack By Set**

Set	K	E	TA	Pct
1	8	7	27	.037
2	14	9	37	.135
3	14	8	38	.158

TOTAL TEAM BLOCKS: 7.0

**SET SCORES**

VCU (0)	1	2	3	Team Records:
Virginia Tech (3)	16	18	21	4-7
	25	25	25	9-1

#	Virginia Tech	Attack				Ast	Serve			Block				Pts		
		S	K	E	TA		Pct	SA	SE	RE	Dig	BS	BA		BE	BH
1	Kaity Smith	3	7	6	25	.040	0	0	1	2	4	0	1	0	0	-
4	Jaila Tolbert	3	10	0	16	.625	0	0	0	0	2	1	3	0	0	-
9	Rhegan Mitchell	3	4	0	5	.800	36	1	0	0	5	0	0	0	0	-
14	Ester Talamazzi	3	10	6	31	.129	1	0	1	0	7	0	3	0	0	-
19	Marisa Cerchio	3	8	0	19	.421	0	1	1	0	0	0	2	0	0	-
22	Kai Young	3	4	4	7	.571	0	0	0	0	17	0	0	0	0	-
5	Carol Raffety	3	0	0	0	.000	4	1	0	0	0	0	0	0	0	-
10	Kylie Thomas	3	0	0	0	.000	0	0	1	0	4	0	0	0	0	-
20	Abby McKinzie	2	0	0	0	.000	0	1	0	0	0	0	0	0	0	-
Totals		3	43	12	103	.301	41	4	4	2	39	1	14	0	0	-

**Team Attack By Set**

Set	K	E	TA	Pct
1	15	5	32	.312
2	15	3	36	.333
3	13	4	35	.257

Site: Blacksburg, Va. (Cassell Coliseum)  
Date: Sep 11, 2018 Attend: 818 Time: 1:24  
Referees: Ray Mink, Daniel Leake  
Line judges: Doug Mabry, Ellen Hawks



**Volleyball Box Score**  
**The Automated ScoreBook**  
#18 Baylor vs Virginia Tech (Sep 15, 2018 at San Antonio, Texas)



#	Baylor	Attack				Ast	Serve			Block				Pts		
		S	K	E	TA		Pct	SA	SE	RE	Dig	BS	BA		BE	BH
5	Fanning, Shelly	3	11	4	19	.526	0	0	1	0	1	0	3	0	0	-
8	Philo, Aniah	3	12	1	22	.364	0	0	1	1	10	0	0	1	1	-
12	Thomas, Nicole	3	1	1	4	.000	1	0	0	0	0	1	0	0	0	-
14	Lockin, Hannah	3	2	1	4	.250	35	0	0	0	4	0	1	0	1	-
22	Pressley, Yossiana	3	17	1	36	.444	0	0	0	0	5	0	1	0	0	-
7	Milana, Gia	3	2	2	12	.000	0	0	0	1	0	2	1	0	0	-
1	Wulf, Tara	3	0	0	0	.000	4	0	0	2	11	0	0	0	0	-
9	Marburger, Taylor	3	0	0	0	.000	0	1	0	0	0	0	0	0	0	-
18	Hunt, Braya	3	0	0	1	.000	2	4	2	0	7	0	0	0	0	-
19	Coleman, Bri	1	0	0	0	.000	0	1	0	0	0	0	0	0	0	-
Totals		3	45	10	99	.354	42	6	4	3	39	0	8	2	2	-

**Team Attack By Set**

Set	K	E	TA	Pct
1	13	4	33	.273
2	15	4	32	.344
3	17	2	34	.441

TOTAL TEAM BLOCKS: 4.0

**SET SCORES**

Baylor (3)	1	2	3	Team Records:
Virginia Tech (0)	28	25	25	8-3
	26	18	16	9-2

#	Virginia Tech	Attack				Ast	Serve			Block				Pts		
		S	K	E	TA		Pct	SA	SE	RE	Dig	BS	BA		BE	BH
1	Kaity Smith	3	17	7	38	.263	1	1	3	0	7	0	0	0	0	-
4	Jaila Tolbert	3	12	3	22	.409	0	0	0	0	1	0	0	0	0	-
9	Rhegan Mitchell	3	0	1	5	-.200	28	0	1	0	5	0	1	1	1	-
14	Ester Talamazzi	3	7	5	28	.071	3	1	1	3	11	0	0	0	0	-
19	Marisa Cerchio	3	3	0	11	.273	0	0	0	0	0	0	1	0	0	-
22	Kai Young	3	0	0	1	.000	0	0	0	0	1	0	0	2	0	-
5	Carol Raffety	3	0	0	0	.000	6	1	1	2	8	0	0	0	0	-
7	Tessa Wyner	1	0	1	2	-.500	0	0	1	1	0	0	0	0	0	-
10	Kylie Thomas	3	0	0	0	.000	0	0	0	0	2	0	0	0	0	-
20	Abby McKinzie	3	0	0	0	.000	0	1	0	0	4	0	0	0	0	-
Totals		3	39	17	107	.206	38	3	7	6	40	0	2	3	1	-

**Team Attack By Set**

Set	K	E	TA	Pct
1	20	8	46	.261
2	7	5	27	.074
3	12	4	34	.235

Site: San Antonio, Texas (Convocation Center)  
Date: Sep 15, 2018 Attend: 126 Time: 1:21  
Referees: Carlos Rodriguez, Thang Nguyen  
Line judges: Jack Magee, Ken Frances  
Match #2 of the UTSA Invitational



**Volleyball Box Score**  
**The Automated ScoreBook**  
Virginia Tech vs UTSA (Sep 16, 2018 at San Antonio, Texas)



#	Virginia Tech	Attack				Ast	Serve			Block				Pts
		S	K	E	TA		Pct	SA	SE	RE	Dig	BS	BA	

## 2018 BOX SCORES



### Volleyball Box Score The Automated ScoreBook #9 Pitt vs Virginia Tech (Sep 21, 2018 at Blacksburg, Va.)



#	Pitt	Attack				Ast	Serve			Block				Pts		
		S	K	E	TA		Pct	SA	SE	RE	Dig	BS	BA		BE	BH
3	Kamalani Akeo	3	0	0	0	.000	22	2	1	0	3	0	0	0	2	-
5	Chinaza Ndee	3	4	1	13	.231	1	0	0	0	0	2	0	0	0	-
7	Layne Van Buskirk	3	4	0	11	.364	0	0	0	0	0	9	0	0	0	-
13	Stephanie Williams	3	4	4	13	.000	0	2	0	0	6	0	1	0	0	-
17	Nika Markovic	3	14	3	25	.440	0	1	0	0	2	0	3	0	0	-
23	Kayla Lund	3	12	8	28	.143	2	0	2	0	8	0	2	0	0	-
6	Kyle Levers	3	0	0	0	.000	12	0	0	0	1	0	5	0	0	-
12	Avery Perosa	3	0	0	0	.000	0	0	1	0	0	0	0	0	0	-
16	Angela Seman	3	0	0	0	.000	1	1	0	0	18	0	0	0	0	-
Team																
Totals		3	38	16	90	.244	38	6	4	1	38	0	22	0	2	-

**Team Attack By Set**

Set	K	E	TA	Pct
1	13	5	32	.250
2	11	4	30	.233
3	14	7	28	.250

TOTAL TEAM BLOCKS: 11.0

**SET SCORES**

	1	2	3	Team Records:
Pitt (3)	25	25	25	13-0 (2-0 ACC)
Virginia Tech (0)	16	18	20	9-4 (0-1 ACC)

#	Virginia Tech	Attack				Ast	Serve			Block				Pts		
		S	K	E	TA		Pct	SA	SE	RE	Dig	BS	BA		BE	BH
1	Kaity Smith	3	6	6	24	.000	2	0	0	2	4	0	1	0	0	-
4	Jaila Tolbert	3	10	4	21	.286	0	0	2	0	0	1	2	0	0	-
9	Rhegan Mitchell	3	1	0	5	.200	25	0	0	0	5	0	2	0	1	-
14	Ester Talamazzi	3	3	7	25	-.160	0	0	3	2	4	0	0	0	0	-
19	Marisa Cerchio	3	9	4	16	.312	0	0	1	0	0	0	1	0	0	-
22	Kai Young	3	1	1	6	.000	0	0	0	0	1	0	4	0	0	-
5	Carol Raffety	3	1	0	1	1.000	0	1	1	1	14	0	0	0	0	-
10	Kylie Thomas	3	0	0	0	.000	0	0	1	2	0	0	0	0	0	-
11	Sarah Jane Lynch	2	0	0	0	.000	0	0	0	0	0	0	0	0	0	-
Totals		3	31	22	98	.092	27	1	7	6	30	1	10	0	1	-

**Team Attack By Set**

Set	K	E	TA	Pct
1	7	7	32	.000
2	13	8	37	.135
3	11	7	29	.138

Site: Blacksburg, Va. (Cassell Coliseum)  
Date: Sep 21, 2018 Attend: 672 Time: 1:25  
Referees: Daniel Leake, Mark Edsall  
Line judges: Jacob Agee, Ellen Hawks



### Volleyball Box Score The Automated ScoreBook Virginia vs Virginia Tech (Sep 23, 2018 at Blacksburg, Va.)



#	Virginia	Attack				Ast	Serve			Block				Pts		
		S	K	E	TA		Pct	SA	SE	RE	Dig	BS	BA		BE	BH
2	Alex Spencer	3	5	5	18	.000	0	0	2	2	6	0	1	0	0	-
7	Jelena Novakovic	3	9	3	21	.286	0	0	0	0	1	0	2	0	0	-
8	Chino Anukwuem	3	3	1	11	.182	0	0	1	0	1	0	4	0	0	-
11	Milla Ciprian	3	6	2	12	.333	0	0	0	0	1	0	3	0	0	-
16	Jennifer Wineholt	3	0	0	0	.000	23	0	2	0	1	0	2	0	1	-
21	Sarah Billiard	3	8	4	27	.148	0	0	1	0	0	0	2	0	0	-
3	Kelsey Miller	3	0	0	0	.000	1	0	0	0	13	0	0	0	0	-
6	Megan Wilson	2	0	0	0	.000	7	0	0	0	1	0	0	0	0	-
19	Grace Turner	1	1	1	7	.000	0	0	0	0	2	0	0	0	0	-
22	Kristen Leland	2	0	0	0	.000	0	0	0	0	3	0	0	0	0	-
25	Olivia Wolodkewitsh	1	0	0	0	.000	0	0	0	0	0	0	0	0	0	-
Team																
Totals		3	32	16	96	.167	31	0	6	3	29	0	14	0	1	-

**Team Attack By Set**

Set	K	E	TA	Pct
1	11	8	34	.088
2	7	2	24	.208
3	14	6	38	.211

TOTAL TEAM BLOCKS: 7.0

**SET SCORES**

	1	2	3	Team Records:
Virginia (0)	20	21	20	4-8 (0-2 ACC)
Virginia Tech (3)	25	25	25	10-4 (1-1 ACC)

#	Virginia Tech	Attack				Ast	Serve			Block				Pts		
		S	K	E	TA		Pct	SA	SE	RE	Dig	BS	BA		BE	BH
1	Kaity Smith	3	11	5	24	.250	0	0	1	0	11	0	1	0	0	-
4	Jaila Tolbert	3	13	5	24	.333	0	0	0	0	3	0	4	0	0	-
9	Rhegan Mitchell	3	1	1	4	.000	42	0	0	0	7	0	1	0	1	-
14	Ester Talamazzi	3	9	7	26	.077	0	1	1	0	5	0	1	0	0	-
19	Marisa Cerchio	3	9	0	17	.529	0	1	1	0	1	1	4	0	0	-
22	Kai Young	3	4	1	8	.375	0	0	0	0	1	0	3	1	0	-
5	Carol Raffety	3	0	0	0	.000	1	1	3	0	9	0	0	0	0	-
10	Kylie Thomas	2	0	0	0	.000	0	2	0	0	4	0	0	0	0	-
11	Sarah Jane Lynch	2	0	0	0	.000	0	0	0	0	1	0	0	0	0	-
Totals		3	47	19	103	.272	43	3	8	0	42	1	14	1	1	-

**Team Attack By Set**

Set	K	E	TA	Pct
1	12	6	33	.182
2	19	8	34	.324
3	16	5	36	.306

Site: Blacksburg, Va. (Cassell Coliseum)  
Date: Sep 23, 2018 Attend: 839 Time: 1:27  
Referees: Mark Edsall, Daniel Leake  
Line judges: James Eaton, Scott Wolk



### Volleyball Box Score The Automated ScoreBook North Carolina vs Virginia Tech (Sep 28, 2018 at Blacksburg, Va.)



#	North Carolina	Attack				Ast	Serve			Block				Pts		
		S	K	E	TA		Pct	SA	SE	RE	Dig	BS	BA		BE	BH
1	Destiny Cox	3	7	7	33	.000	0	0	4	0	3	0	2	0	0	-
8	Casey Jacobs	3	0	0	0	.000	2	1	1	1	9	0	0	0	0	-
10	Hunter Atherton	3	4	2	10	.200	19	0	1	0	9	0	2	0	0	-
14	Madison Laufenberg	3	4	7	17	-.176	3	0	0	0	1	0	1	0	0	-
16	Raleigh Clark	1	0	0	1	.000	0	0	0	0	0	0	0	0	0	-
20	Ava Bell	3	6	1	21	.238	0	0	3	0	0	0	5	0	0	-
3	Aristea Tontai	2	2	0	3	.667	0	0	0	0	0	0	1	1	0	-
5	Annabelle Archer	1	0	0	0	.000	0	0	0	0	1	0	0	0	0	-
6	Skylar Wine	3	3	4	16	-.062	1	0	0	0	2	0	0	0	0	-
7	Katharine Esterley	2	1	0	2	.500	0	0	0	0	1	0	1	0	0	-
9	Greer Moseman	3	0	0	0	.000	0	0	0	0	6	0	0	0	0	-
13	Mia Fradenburg	3	0	0	0	.000	1	1	0	0	9	0	0	0	0	-
17	Maddie Grace Hough	2	0	0	0	.000	1	0	0	2	0	0	0	0	0	-
Totals		3	27	21	103	.058	27	2	9	3	41	0	12	1	0	-

**Team Attack By Set**

Set	K	E	TA	Pct
1	10	6	29	.138
2	7	6	33	.030
3	10	9	41	.024

TOTAL TEAM BLOCKS: 6.0

**SET SCORES**

	1	2	3	Team Records:
North Carolina (0)	15	19	23	5-8 (1-3 ACC)
Virginia Tech (3)	25	25	25	11-4 (2-1 ACC)

#	Virginia Tech	Attack				Ast	Serve			Block				Pts		
		S	K	E	TA		Pct	SA	SE	RE	Dig	BS	BA		BE	BH
1	Kaity Smith	3	16	6	37	.270	2	2	3	0	6	0	0	0	0	-
9	Rhegan Mitchell	3	3	1	7	.286	30	0	1	0	6	0	4	0	0	-
10	Kylie Thomas	3	0	0	0	.000	2	0	0	0	5	0	0	0	0	-
14	Ester Talamazzi	3	7	7	27	.000	2	0	3	2	12	0	0	0	0	-
19	Marisa Cerchio	3	5	3	16	.125	0	0	0	0	1	0	2	0	0	-
22	Kai Young	3	2	0	4	.500	1	0	0	0	0	0	4	0	0	-
4	Jaila Tolbert	3	9	2	19	.368	1	0	0	0	0	0	2	0	0	-
5	Carol Raffety	3	0	0	0	.000	2	1	1	0	14	0	0	0	0	-
11	Sarah Jane Lynch	3	0	0	0	.000	0	0	0	0	3	0	0	0	0	-
Totals		3	42	19	110	.209	40	3	8	2	47	0	12	0	0	-

**Team Attack By Set**

Set	K	E	TA	Pct
1	16	1	26	.577
2	14	8	43	.140
3	12	10	41	.049

Site: Blacksburg, Va. (Cassell Coliseum)  
Date: Sep 28, 2018 Attend: 827 Time: 1:21  
Referees: Stephen Shepard, Denis Branch  
Line judges: James Eaton, Doug Mabry



### Volleyball Box Score The Automated ScoreBook NC State vs Virginia Tech (Sep 30, 2018 at Blacksburg, Va.)



#	NC State	Attack				Ast	Serve			Block				Pts		
		S	K	E	TA		Pct	SA	SE	RE	Dig	BS	BA		BE	BH
2	Grace Irvin	4	0	0	0	.000	2	0	0	0	10	0	0	0	0	-
3	Melissa Evans	4	16	6	38	.263	1	0	1	0	5	0	1	0	0	-
4																

## 2018 BOX SCORES



### Volleyball Box Score The Automated ScoreBook Virginia Tech vs Georgia Tech (Oct 05, 2018 at Atlanta, Ga.)



#	Virginia Tech	Attack				Ast	Serve			Block				Pts		
		S	K	E	TA		Pct	SA	SE	RE	Dig	BS	BA		BE	BH
1	Kaity Smith	3	12	5	30	.233	0	1	1	1	14	0	1	0	0	-
4	Jaila Tolbert	3	9	3	21	.286	0	0	0	1	0	1	0	0	0	-
9	Rhegan Mitchell	3	1	0	2	.500	34	0	0	0	6	0	6	1	1	-
14	Ester Talamazzi	3	11	1	30	.333	1	3	4	0	11	0	1	1	0	-
19	Marisa Cerchio	3	7	1	15	.400	0	0	0	0	0	0	8	0	0	-
22	Kai Young	3	2	1	5	.200	0	0	0	0	0	0	1	1	0	-
5	Carol Rafferty	3	0	0	0	.000	2	2	1	1	12	0	0	0	0	-
10	Kylie Thomas	3	0	0	0	.000	1	2	1	1	2	0	0	0	0	-
11	Sarah Jane Lynch	3	0	0	0	.000	0	2	0	0	2	0	0	0	0	-
Team																
Totals		3	42	11	103	.301	38	10	7	4	48	0	18	3	1	-

**Team Attack By Set**

Set	K	E	TA	Pct
1	16	6	43	.233
2	16	5	34	.324
3	10	0	26	.385

**SET SCORES**

	1	2	3	Team Records:
Virginia Tech (3)	25	25	25	12-5, 3-2 ACC
Georgia Tech (0)	23	22	15	12-7, 1-5 ACC

TOTAL TEAM BLOCKS: 9.0

#	Georgia Tech	Attack				Ast	Serve			Block				Pts		
		S	K	E	TA		Pct	SA	SE	RE	Dig	BS	BA		BE	BH
1	Kodie Comby	2	0	1	1	-1.000	0	0	0	0	0	0	1	0	0	-
2	Dominique Washington	3	5	2	12	.250	0	0	0	2	6	0	2	0	0	-
3	Lauren Frerking	3	9	1	14	.571	0	1	0	0	2	0	2	0	0	-
13	Mariana Brambilla	3	7	3	29	.138	1	2	2	1	11	0	0	0	1	-
22	Matti McKissock	3	1	0	3	.333	22	0	0	0	2	0	1	0	1	-
24	Mikaila Dowd	3	11	5	32	.188	1	0	2	2	8	0	0	0	0	-
5	Kendall Wilson	1	2	0	4	.500	0	0	0	0	2	0	0	0	0	-
6	Maddie Tippett	1	0	0	0	.000	0	0	0	0	2	0	0	0	0	-
8	Sam Knapp	3	0	0	0	.000	0	0	0	2	5	0	0	0	0	-
12	Coraj Kazzaroff	2	0	0	0	.000	0	0	0	2	3	0	0	0	0	-
15	Lexi Dorn	3	0	0	0	.000	10	0	0	0	2	0	0	0	0	-
25	Kayla Kaiser	2	1	1	5	.000	0	1	1	0	0	0	0	0	0	-
97	Grace Rigsbee	3	1	2	5	.200	0	0	0	0	0	0	0	0	0	-
Team																
Totals		3	37	15	105	.210	34	4	5	10	43	0	6	0	2	-

**Team Attack By Set**

Set	K	E	TA	Pct
1	13	4	41	.220
2	12	6	33	.182
3	12	5	31	.226

Site: Atlanta, Ga. (O'Keefe Gym)  
Date: Oct 05, 2018 Attend: 786 Time: 1:31  
Referees: Delroza Hughes, Thomas Hobbs  
Line judges: Bryson Terry, Christi Snellgrove

TOTAL TEAM BLOCKS: 3.0



### Volleyball Box Score The Automated ScoreBook Virginia Tech vs Clemson (Oct 07, 2018 at Clemson, S.C.)



#	Virginia Tech	Attack				Ast	Serve			Block				Pts		
		S	K	E	TA		Pct	SA	SE	RE	Dig	BS	BA		BE	BH
1	Kaity Smith	3	13	4	26	.346	2	0	1	2	8	0	1	0	0	-
4	Jaila Tolbert	3	7	3	18	.222	0	0	0	0	1	1	0	0	0	-
9	Rhegan Mitchell	3	1	1	7	.000	29	0	0	0	3	0	2	0	2	-
14	Ester Talamazzi	2	3	4	15	-.067	0	0	0	1	3	0	0	0	1	-
19	Marisa Cerchio	3	7	4	15	.200	0	0	0	0	0	0	3	0	0	-
22	Kai Young	2	0	2	4	-.500	0	0	0	0	0	0	0	3	0	-
5	Carol Rafferty	3	0	0	0	.000	0	1	0	1	3	0	0	0	0	-
6	Angel Robinson	2	0	1	3	-.333	0	0	0	0	0	0	1	0	0	-
7	Tessa Wyner	2	3	1	5	.400	0	0	1	0	3	0	0	0	0	-
11	Kylie Thomas	3	0	0	0	.000	1	0	0	0	3	0	0	0	0	-
11	Sarah Jane Lynch	3	0	0	0	.000	0	0	1	0	0	0	0	0	0	-
20	Abby McKinzie	1	0	0	0	.000	0	0	0	0	0	0	0	0	0	-
Team																
Totals		3	34	20	93	.151	32	1	6	4	23	1	8	3	3	-

**Team Attack By Set**

Set	K	E	TA	Pct
1	11	4	34	.206
2	8	10	28	-.071
3	15	6	31	.290

**SET SCORES**

	1	2	3	Team Records:
Virginia Tech (0)	18	13	22	12-6, 3-3 ACC
Clemson (3)	25	25	25	10-9, 1-5 ACC

TOTAL TEAM BLOCKS: 5.0

#	Clemson	Attack				Ast	Serve			Block				Pts		
		S	K	E	TA		Pct	SA	SE	RE	Dig	BS	BA		BE	BH
2	Gabby Easton	3	1	0	2	.500	35	1	1	0	6	0	2	0	1	-
4	Emily Curtis	3	0	0	0	.000	1	0	1	0	3	0	0	0	0	-
6	Alyssa Deloney	3	9	2	14	.500	0	2	1	0	0	1	4	0	0	-
11	Brooke Bailey	3	12	2	19	.526	0	0	0	0	0	0	1	0	0	-
15	Ashtynne Alberts	3	9	4	26	.192	0	0	0	0	5	0	2	0	0	-
20	Ava Pritchard	3	4	3	8	.125	0	0	0	0	0	0	2	0	0	-
3	Torie Frederick	3	0	0	0	.000	0	0	3	1	0	7	0	0	0	-
19	Madi Howell	3	0	0	1	.000	3	1	0	1	13	0	0	0	0	-
22	Solei Thomas	3	7	0	14	.500	1	0	0	0	0	0	1	0	0	-
Team																
Totals		3	42	11	84	.369	40	4	6	1	34	1	12	0	1	-

**Team Attack By Set**

Set	K	E	TA	Pct
1	14	4	29	.345
2	12	1	23	.478
3	16	6	32	.312

Site: Clemson, S.C. (Jervey Gym)  
Date: Oct 07, 2018 Attend: 1132 Time: 1:21  
Referees: Tim Isgett, Kristina Smith  
Line judges: Courtney Kozar, David Morton

TOTAL TEAM BLOCKS: 7.0



### Volleyball Box Score The Automated ScoreBook Virginia Tech vs #22 Louisville (Oct 12, 2018 at Louisville, KY)



#	Virginia Tech	Attack				Ast	Serve			Block				Pts		
		S	K	E	TA		Pct	SA	SE	RE	Dig	BS	BA		BE	BH
1	Kaity Smith	3	10	7	37	.081	0	0	0	2	6	0	1	0	0	-
4	Jaila Tolbert	3	3	4	13	-.077	0	0	0	0	1	0	4	0	0	-
9	Rhegan Mitchell	3	1	0	2	.500	12	0	0	0	7	0	0	0	0	-
14	Ester Talamazzi	3	10	2	24	.333	1	0	2	2	1	0	1	0	0	-
19	Marisa Cerchio	3	0	1	8	-.125	0	0	0	0	0	1	1	0	0	-
22	Kai Young	2	0	0	3	.000	0	0	0	0	1	0	3	1	0	-
5	Carol Rafferty	3	0	0	0	.000	5	0	1	2	9	0	0	0	0	-
6	Angel Robinson	1	0	0	1	.000	0	0	0	0	0	2	1	0	0	-
10	Kylie Thomas	3	0	0	0	.000	0	0	0	1	3	0	0	0	0	-
11	Sarah Jane Lynch	3	0	0	0	.000	0	0	1	0	0	0	0	0	0	-
20	Abby McKinzie	3	0	0	0	.000	0	0	0	0	3	0	0	0	0	-
23	Talyn Jackson	1	0	0	1	.000	3	0	0	0	1	0	0	0	0	-
Team																
Totals		3	24	14	89	.112	21	0	4	7	32	0	12	2	0	-

**Team Attack By Set**

Set	K	E	TA	Pct
1	8	5	30	.100
2	8	4	24	.167
3	8	5	35	.086

**SET SCORES**

	1	2	3	Team Records:
Virginia Tech (0)	17	18	20	12-7, 3-4
Louisville (3)	25	25	25	15-4, 8-0

TOTAL TEAM BLOCKS: 6.0

#	Louisville	Attack				Ast	Serve			Block				Pts		
		S	K	E	TA		Pct	SA	SE	RE	Dig	BS	BA		BE	BH
5	Piper Roe	3	8	2	16	.375	0	0	0	0	0	0	0	0	0	-
7	Emily Scott	3	7	3	13	.308	0	0	0	0	1	2	2	0	0	-
10	Melanie McHenry	3	11	4	24	.292	0	2	3	0	3	0	0	0	0	-
12	Wilma Rivera	3	1	1	5	.000	46	1	3	0	9	0	0	0	0	-
14	Megan Sloan	3	12	4	21	.381	0	0	0	0	2	0	1	0	0	-
18	Amanda Green	3	11	4	26	.269	0	0	1	0	7	0	1	0	1	-
1	Molly Sauer	3	0	0	0	.000	3	3	1	0	10	0	0	0	0	-
3	Anaya Martin	1	0	0	0	.000	0	0	1	0	0	0	0	0	0	-
9	Claire Chaussee	1	0	0	0	.000	0	0	0	0	0	0	0	0	0	-
11	Marijke VanDyke	1	0	0	0	.000	0	0	1	0	0	0	0	0	0	-
16	Akela Yuhl	3	0	0	0	.000	0	1	0	0	2	0	0	0		

## 2018 BOX SCORES



**Volleyball Box Score**  
The Automated ScoreBook  
Wake Forest vs Virginia Tech (Oct 19, 2018 at Blacksburg, Va.)



#	Wake Forest	Attack				Ast	Serve			Block				Pts		
		S	K	E	TA		Pct	SA	SE	RE	Dig	BS	BA		BE	BH
3	Alysia Nielson	5	0	0	0	.000	4	2	3	1	16	0	0	0	0	-
4	Madeline Holt	5	5	0	9	.556	39	2	2	0	11	0	3	0	2	-
5	Katie Moore	5	4	2	14	.143	0	0	0	0	3	0	3	0	0	-
14	Caitlyn Della	5	7	5	23	.087	0	0	2	0	3	1	6	0	0	-
16	Paige Sebesta	5	2	4	11	-.182	0	0	0	0	6	0	0	0	0	-
18	Caroline Rassenfoss	5	8	5	31	.097	0	0	4	1	1	0	2	0	0	-
1	Myca Mitchell	5	17	9	47	.170	0	0	0	2	5	0	3	0	0	-
2	Caitlin Clarke	5	0	0	0	.000	2	0	0	4	9	0	0	0	0	-
8	Hailey McFadden	5	0	0	0	.000	4	1	0	0	13	0	0	0	0	-
10	Caroline Kuhn	5	9	3	26	.231	0	2	6	0	4	0	3	0	0	-
17	Haley Kortekaas	1	0	0	0	.000	0	0	0	0	0	0	0	0	0	-
Totals		5	52	28	161	.149	49	7	17	8	71	1	20	0	2	-

**Team Attack By Set**

Set	K	E	TA	Pct
1	10	7	33	.091
2	13	3	26	.385
3	12	6	40	.150
4	13	10	50	.060
5	4	2	12	.167

**SET SCORES**

Wake Forest (2)	1	2	3	4	5	Team Records:
Virginia Tech (3)	21	25	23	30	9	8-14 (3-7 ACC)

TOTAL TEAM BLOCKS: 11.0

#	Virginia Tech	Attack				Ast	Serve			Block				Pts		
		S	K	E	TA		Pct	SA	SE	RE	Dig	BS	BA		BE	BH
1	Kaitly Smith	5	14	12	50	.040	1	1	5	1	7	0	2	0	0	-
4	Jaila Tolbert	5	16	10	39	.154	1	0	0	0	2	0	1	1	0	-
6	Angel Robinson	5	3	3	11	.000	0	0	0	0	0	0	4	0	0	-
9	Rhegan Mitchell	5	2	1	4	.250	36	0	0	0	4	0	2	3	0	-
14	Ester Talamazzi	5	13	4	39	.231	1	2	3	2	20	0	2	0	0	-
19	Marisa Cerchio	5	6	4	26	.077	0	1	1	0	0	1	5	0	0	-
5	Carol Raffety	5	0	1	1	-1.000	2	2	1	2	26	0	0	0	0	-
10	Kylie Thomas	5	0	0	0	.000	1	2	1	1	10	0	0	0	0	-
11	Sarah Jane Lynch	5	0	0	0	.000	0	0	1	0	0	0	0	0	0	-
23	Talyn Jackson	3	1	0	3	.333	9	0	0	0	2	0	2	1	1	-
Team											1					-
Totals		5	55	35	173	.116	51	8	12	7	71	1	18	5	1	-

**Team Attack By Set**

Set	K	E	TA	Pct
1	14	8	38	.158
2	5	7	24	-.083
3	15	7	42	.190
4	12	10	53	.038
5	9	3	16	.375

Site: Blacksburg, Va. (Cassell Coliseum)  
Date: Oct 19, 2018 Attend: 556 Time: 2:36 PM  
Referees: Dennis Branch, Wade Brence  
Line judges: DJ Preston, Scott Wolk

TOTAL TEAM BLOCKS: 10.0



**Volleyball Box Score**  
The Automated ScoreBook  
Duke vs Virginia Tech (Oct 21, 2018 at Blacksburg, Va.)



#	Duke	Attack				Ast	Serve			Block				Pts		
		S	K	E	TA		Pct	SA	SE	RE	Dig	BS	BA		BE	BH
1	Kelli Kalinoski	5	0	0	0	.000	5	0	1	2	17	0	0	0	0	-
4	Lily Cooper	5	5	4	12	.083	0	0	0	0	3	1	7	0	0	-
7	Leah Meyer	5	12	1	23	.478	1	0	6	0	1	0	7	1	0	-
10	Alex Springate	4	0	1	1	-1.000	11	0	1	0	0	0	1	0	1	-
11	Payton Schwantz	5	14	6	42	.190	0	1	1	5	12	0	3	0	0	-
16	Andie Shelton	5	17	2	39	.385	27	0	2	0	8	0	4	0	2	-
2	Jessi Bartholomew	2	3	1	4	.500	0	0	0	0	1	0	1	0	0	-
5	Mackenzie Cole	5	0	0	0	.000	5	1	3	0	11	0	0	0	0	-
8	Ade Owokoniran	4	9	6	29	.103	0	0	0	0	0	0	1	1	0	-
9	Haley Seyfarth	2	0	0	0	.000	2	0	0	0	2	0	0	0	0	-
13	Sarah Nelson	3	0	0	0	.000	12	0	0	0	8	0	0	0	0	-
17	Samantha Amos	5	10	4	27	.222	0	0	0	0	1	0	6	0	0	-
Team											1					-
Totals		5	70	25	177	.254	63	2	14	8	64	1	30	2	3	-

**Team Attack By Set**

Set	K	E	TA	Pct
1	13	4	29	.310
2	15	8	41	.171
3	16	3	46	.283
4	15	5	38	.263
5	11	5	23	.261

**SET SCORES**

Duke (3)	1	2	3	4	5	Team Records:
Virginia Tech (2)	20	19	25	25	16	11-8 (5-5 ACC)

TOTAL TEAM BLOCKS: 16.0

#	Virginia Tech	Attack				Ast	Serve			Block				Pts		
		S	K	E	TA		Pct	SA	SE	RE	Dig	BS	BA		BE	BH
1	Kaitly Smith	5	17	8	41	.220	0	1	4	0	15	0	1	1	0	-
4	Jaila Tolbert	5	19	6	50	.260	0	0	0	0	2	0	4	0	0	-
6	Angel Robinson	5	5	1	7	.571	0	0	0	0	1	1	5	0	0	-
9	Rhegan Mitchell	5	0	1	4	-.250	38	1	0	0	14	0	0	1	0	-
14	Ester Talamazzi	5	14	4	42	.238	1	2	2	0	17	0	0	1	0	-
19	Marisa Cerchio	5	3	6	14	-.214	0	0	1	0	2	1	0	0	0	-
5	Carol Raffety	5	0	0	0	.000	4	3	0	1	20	0	0	0	0	-
10	Kylie Thomas	5	0	0	0	.000	0	1	0	1	4	0	0	0	0	-
11	Sarah Jane Lynch	5	0	0	0	.000	0	0	0	0	1	0	0	0	0	-
23	Talyn Jackson	3	1	0	3	.333	9	0	0	0	0	0	1	0	0	-
Team																-
Totals		5	59	26	161	.205	52	8	7	21	74	3	12	3	0	-

**Team Attack By Set**

Set	K	E	TA	Pct
1	12	7	29	.172
2	14	3	40	.275
3	15	7	41	.195
4	11	7	33	.121
5	7	2	18	.278

Site: Blacksburg, Va. (Cassell Coliseum)  
Date: Oct 21, 2018 Attend: 702 Time: 2:28  
Referees: Wade Brence, Dennis Branch  
Line judges: Lance Rogers, Doug Mabry

TOTAL TEAM BLOCKS: 9.0



**2018 OVERALL SEASON STATS**



**The Automated ScoreBook**  
 Virginia Tech Combined Team Statistics (as of Oct 21, 2018)  
 All matches



<b>RECORD:</b>	<b>OVERALL</b>	<b>HOME</b>	<b>AWAY</b>	<b>NEUTRAL</b>
ALL GAMES	13-9	7-3	3-4	3-2
CONFERENCE	4-6	3-3	1-3	0-0
NON-CONFERENCE	9-3	4-0	2-1	3-2

#	Player	sp	Attack				Set		Serve			Dig			Blocking					points		
			k	k/s	e	ta	pct	a	a/s	sa	se	sa/s	re	dig	dig/s	bs	ba	total	blk/s		be	bhe
1	Kaity Smith	77	270	3.51	129	692	.204	15	0.19	23	44	0.30	16	191	2.48	1	20	21	0.27	1	0	-
4	Jaila Tolbert	77	235	3.05	83	512	.297	3	0.04	0	2	0.00	0	35	0.45	3	56	59	0.77	1	0	-
14	Ester Talamazzi	76	186	2.45	100	605	.142	20	0.26	28	33	0.37	22	215	2.83	0	23	23	0.30	6	1	-
19	Marisa Cerchio	77	160	2.08	53	389	.275	1	0.01	12	17	0.16	1	11	0.14	13	74	87	1.13	2	0	-
22	Kai Young	57	61	1.07	31	158	.190	2	0.04	0	0	0.00	1	7	0.12	0	48	48	0.84	16	0	-
9	Rhegan Mitchell	73	26	0.36	8	78	.231	6	16	7	10	0.10	0	128	1.75	1	28	29	0.40	7	12	-
6	Angel Robinson	29	16	0.55	9	48	.146	0	0.00	1	1	0.03	1	1	0.03	1	20	21	0.72	1	0	-
23	Talyn Jackson	35	16	0.46	3	41	.317	15	4.49	2	0	0.06	0	27	0.77	0	15	15	0.43	4	5	-
7	Tessa Wyner	7	3	0.43	3	11	.000	1	0.14	0	1	0.00	2	6	0.86	0	0	0	0.00	0	0	-
5	Carol Raffety	76	2	0.03	1	8	.125	70	0.92	18	17	0.24	22	287	3.78	0	0	0	0.00	0	1	-
13	Peyton Yelich	1	2	2.00	0	4	.500	0	0.00	0	0	0.00	0	0	0.00	0	0	0	0.00	1	0	-
10	Kylie Thomas	76	0	0.00	0	0	.000	17	0.22	14	13	0.18	10	113	1.49	0	0	0	0.00	0	1	-
20	Abby McKinzie	31	0	0.00	0	0	.000	1	0.03	6	2	0.19	1	16	0.52	0	0	0	0.00	0	0	-
11	Sarah Jane Lynch	34	0	0.00	0	0	.000	0	0.00	3	5	0.09	0	9	0.26	0	0	0	0.00	0	0	-
	TEAM	-	-	-	-	-	-	-	-	-	-	-	7	-	-	-	-	-	-	-	-	-
	VIRGINIA TECH	77	977	12.69	420	2546	.219	903	11.73	114	145	1.48	83	1046	13.58	19	284	161.0	2.09	39	20	-
	Opponents	77	920	11.95	414	2534	.200	871	11.31	83	166	1.08	115	985	12.79	16	274	153.0	1.99	26	21	-

Team Statistics	VT	OPP	Date	Opponent	Score	Score by set	Att.
<b>ATTACK</b>							
Kills	977	920	Aug 24	vs USC Upstate	w 3-0	25-14,25-18,25-15	1411
Errors	420	414	Aug 25	vs Presbyterian	w 3-0	25-22,25-11,25-21	1411
Total Attacks	2546	2534	Aug 25	at Charlotte	w 3-2	15-25,24-26,25-19,25-19,15-9	1411
Attack Pct	.219	.200	Aug 31	WILLIAM & MARY	w 3-0	25-14,25-6,25-20	329
Kills/Set	12.7	11.9	Aug 31	CAMPBELL	w 3-0	25-18,25-19,25-12	842
<b>SET</b>							
Assists	903	871	Sep 01	ROBERT MORRIS	w 3-1	22-25,25-21,25-16,25-15	515
Attempts	2520	2548	Sep 07	vs IUPUI	w 3-1	25-21,25-11,22-25,25-13	259
Assist Pct	.358	.342	Sep 07	at Ohio	w 3-1	24-26,25-21,25-21,25-16	860
Assists/Set	11.7	11.3	Sep 08	vs Samford	L 0-3	18-25,20-25,16-25	405
<b>SERVE</b>							
Aces	114	83	Sep 11	VCU	w 3-0	25-16,25-18,25-21	818
Errors	145	166	Sep 15	vs #18 Baylor	L 0-3	26-28,18-25,16-25	126
Attempts	1717	1609	Sep 16	at UTSA	L 1-3	14-25,25-20,21-25,23-25	563
Serve Pct	.916	.897	*Sep 21	#9 PITT	L 0-3	16-25,18-25,20-25	672
Aces/Set	1.5	1.1	*Sep 23	VIRGINIA	w 3-0	25-20,25-21,25-20	839
<b>SERVE RECEPTIONS</b>							
Errors	83	115	*Sep 28	NORTH CAROLINA	w 3-0	25-15,25-19,25-23	827
Errors/Set	1.1	1.5	*Sep 30	NC STATE	L 1-3	25-21,24-26,19-25,23-25	536
Attempts	1442	1572	*Oct 05	at Georgia Tech	w 3-0	25-23,25-22,25-15	786
Reception Pct	.942	.927	*Oct 07	at Clemson	L 0-3	18-25,13-25,22-25	1132
<b>DEFENSE</b>							
Digs	1046	985	*Oct 12	at #22 Louisville	L 0-3	17-25,18-25,20-25	968
Digs/Set	13.6	12.8	*Oct 14	at Notre Dame	L 0-3	14-25,14-25,20-25	924
<b>BLOCKING</b>							
Block Solo	19	16	*Oct 19	WAKE FOREST	w 3-2	25-21,19-25,25-23,28-30,15-9	556
Block Assist	284	274	*Oct 21	DUKE	L 2-3	25-20,25-19,23-25,23-25,14-16	702
Total Blocks	161.0	153.0					
Blocks/Set	2.1	2.0					
Block Errors	39	26					
Ball handling errors	20	21					

Record in 3-set matches: 8-6  
 Record in 4-set matches: 3-2  
 Record in 5-set matches: 2-1



**2018 CONFERENCE SEASON STATS**



**The Automated ScoreBook**  
 Virginia Tech Combined Team Statistics (as of Oct 21, 2018)  
 Conference matches



<b>RECORD:</b>	<b>OVERALL</b>	<b>HOME</b>	<b>AWAY</b>	<b>NEUTRAL</b>
ALL GAMES	4-6	3-3	1-3	0-0
CONFERENCE	4-6	3-3	1-3	0-0
NON-CONFERENCE	0-0	0-0	0-0	0-0

#	Player	sp	Attack				Set		Serve			Dig		Blocking					points			
			k	k/s	e	ta	pct	a	a/s	sa	se	sa/s	re	dig	dig/s	bs	ba	total		blk/s	be	bhe
1	Kaity Smith	35	118	3.37	68	333	.150	7	0.20	7	17	0.20	9	89	2.54	1	9	10	0.29	1	0	-
4	Jaila Tolbert	35	107	3.06	44	258	.244	2	0.06	0	2	0.00	0	11	0.31	2	23	25	0.71	1	0	-
14	Ester Talamazzi	34	84	2.47	52	281	.114	7	0.21	11	19	0.32	11	99	2.91	0	6	6	0.18	2	1	-
19	Marisa Cerchio	35	59	1.69	30	163	.178	0	0.00	2	4	0.06	0	2	0.06	5	30	35	1.00	1	0	-
22	Kai Young	21	15	0.71	8	45	.156	1	0.05	0	0	0.00	0	3	0.14	0	17	17	0.81	11	0	-
9	Rhegan Mitchell	35	12	0.34	6	43	.140	298	8.51	2	5	0.06	0	56	1.60	0	17	17	0.49	5	6	-
6	Angel Robinson	16	9	0.56	5	24	.167	0	0.00	0	0	0.00	1	1	0.06	1	13	14	0.88	1	0	-
23	Talyn Jackson	11	3	0.27	0	12	.250	38	3.45	0	0	0.00	0	7	0.64	0	5	5	0.45	1	2	-
7	Tessa Wyner	2	3	1.50	1	5	.400	0	0.00	0	1	0.00	0	3	1.50	0	0	0	0.00	0	0	-
5	Carol Raffety	34	1	0.03	1	2	.000	20	0.59	11	8	0.32	10	134	3.94	0	0	0	0.00	0	0	-
20	Abby McKinzie	4	0	0.00	0	0	.000	0	0.00	0	0	0.00	0	3	0.75	0	0	0	0.00	0	0	-
11	Sarah Jane Lynch	33	0	0.00	0	0	.000	0	0.00	3	5	0.09	0	9	0.27	0	0	0	0.00	0	0	-
10	Kylie Thomas	34	0	0.00	0	0	.000	5	0.15	6	5	0.18	6	44	1.29	0	0	0	0.00	0	0	-
	TEAM	-	-	-	-	-	-	-	-	-	-	-	4	-	-	-	-	-	-	-	-	-
	VIRGINIA TECH	35	411	11.74	215	1166	.168	378	10.80	42	66	1.20	41	461	13.17	9	120	69.0	1.97	23	9	-
	Opponents	35	449	12.83	183	1161	.229	430	12.29	41	89	1.17	42	457	13.06	5	160	85.0	2.43	6	13	-

Team Statistics	VT	OPP
ATTACK		
Kills	411	449
Errors	215	183
Total Attacks	1166	1161
Attack Pct	.168	.229
Kills/Set	11.7	12.8
SET		
Assists	378	430
Attempts	1141	1155
Assist Pct	.331	.372
Assists/Set	10.8	12.3
SERVE		
Aces	42	41
Errors	66	89
Attempts	752	783
Serve Pct	.912	.886
Aces/Set	1.2	1.2
SERVE RECEPTIONS		
Errors	41	42
Errors/Set	1.2	1.2
Attempts	694	686
Reception Pct	.941	.939
DEFENSE		
Digs	461	457
Digs/Set	13.2	13.1
BLOCKING		
Block Solo	9	5
Block Assist	120	160
Total Blocks	69.0	85.0
Blocks/Set	2.0	2.4
Block Errors	23	6
Ball handling errors	9	13

Date	Opponent	Score	Score by set	Att.
*Sep 21	#9 PITT	L 0-3	16-25,18-25,20-25	672
*Sep 23	VIRGINIA	w 3-0	25-20,25-21,25-20	839
*Sep 28	NORTH CAROLINA	w 3-0	25-15,25-19,25-23	827
*Sep 30	NC STATE	L 1-3	25-21,24-26,19-25,23-25	536
*Oct 05	at Georgia Tech	w 3-0	25-23,25-22,25-15	786
*Oct 07	at Clemson	L 0-3	18-25,13-25,22-25	1132
*Oct 12	at #22 Louisville	L 0-3	17-25,18-25,20-25	968
*Oct 14	at Notre Dame	L 0-3	14-25,14-25,20-25	924
*Oct 19	WAKE FOREST	w 3-2	25-21,19-25,25-23,28-30,15-9	556
*Oct 21	DUKE	L 2-3	25-20,25-19,23-25,23-25,14-16	702

Record in 3-set matches: 3-4  
 Record in 4-set matches: 0-1  
 Record in 5-set matches: 1-1





**1**  
Kaity SMITH  
OH | 6-1 | So.  
Florence, Ky.




**4**  
Jailla TOLBERT  
RS | 6-1 | Sr.  
Minneapolis, Minn.  
(JAY-lah)



**5**  
Carol RAFFETY  
L/DS | 5-11 | Jr.  
Novato, Calif.



**6**  
Angel ROBINSON  
MB | 6-0 | Fr.  
Norman, Okla.



**7**  
Tessa WYNER  
OH | 5-11 | Jr.  
Charleston, W.Va.



**9**  
Rhegan MITCHELL  
S | 5-8 | r-Sr.  
Peachtree City, Ga.  
(like Ronald Reagan)



**10**  
Kylie THOMAS  
L/DS | 5-7 | So.  
Sterling, Va



**11**  
Sarah Jane Lynch  
S | 6-2 | Fr.  
Roswell, Ga.



**13**  
Peyton YELICH  
MB | 6-3 | Fr.  
Crown Point, Ind.  
(Yell-itch)



**14**  
Ester TALAMAZZI  
OH | 6-0 | So.  
Campo Ligure, Genoa, Italy  
(Tal-uh-MAHT-zee)



**16**  
Jennifer WILLIAMS  
OH | 6-1 | Fr.  
Staunton, Va.




**19**  
Marisa CERCHIO  
MB/OH | 6-3 | So.  
Cincinnati, Ohio  
(SIR-ko)



**20**  
Abby MCKINZIE  
L/DS | 5-9 | Jr.  
East Leroy, Mich.



**21**  
Melody CALOYANNIDES  
OH | 6-0 | Jr.  
Reston, Va.  
(cal-oh-yahn-EE-dis)



**22**  
Kai YOUNG  
MB | 5-11 | So.  
Charlotte, N.C.



**23**  
Talyn JACKSON  
S | 5-11 | Fr.  
Gardnerville, Nev.  
(TAL-Lynn)



Jill WILSON  
Head Coach  
LSU, 2001



John WASIELEWSKI  
Associate Head Coach  
Penn State, 1990  
(Was-uh-LEW-ski)




Thomas AMBERG  
Assistant Coach  
UCLA, 2012



Leah JOSEPH  
Director of Operations  
Georgia Southern, 2016



Kayla SCHANBACK  
Volunteer Assistant Coach  
Campbell, 2018



Kayla RESCO  
Head Manager

