



2018 Virginia Tech Volleyball Match Notes

#FuelTheFire

Oct. 19 & 21 | Matches 21 & 22
Carilion Clinic Court | Cassell Coliseum

INFORMATION

Virginia Tech
Hokies



Record.....12-8, 3-5 ACC
Starters R/L.....4+Libero/2
Head Coach.....Jill Wilson
Record (Years).....22-29 (2nd)

Wake Forest
Demon Deacons



Record.....8-13, 3-6 ACC
Starters R/L.....4/2+Libero
Head Coach.....Bill Ferguson
Record (Years).....30-54 (3rd)

Duke
Blue Devils



Record.....10-8, 4-5 ACC
Starters R/L.....4/2+Libero
Head Coach.....Jolene Nagel
Record (Years).....421-193 (20th)

NUMBER TO KNOW

3

Tech is on a three-match losing streak, however, it has stopped the bleeding when it has lost three in a row, winning against Virginia on Sept. 23 to end the streak.

PROJECTED STARTERS

Table with 5 columns: #, Name, K, Pct., A, D, B. Lists players like Kaity Smith, Jaila Tolbert, Rhegan Mitchell, Ester Talamazzi, Marisa Cerchio, Kai Young, and Carol Rafferty.

SERIES HISTORY

Wake Forest Series.....Tech leads 32-12
First Meeting.....Tech won 2-0 in 1977
Last Meeting.....Tech won 3-0 in 2017
Duke Series.....Duke leads 29-4
First Meeting.....Duke won 3-0 in 1979
Last Meeting.....Duke won 3-2 in 2017

AT THE NET

- Virginia Tech's volleyball team boasts 10 returning letterwinners, including four starters and its libero back.
Tech has 16 student-athletes on the roster and of the 16, 11 are underclassmen.
Though the Hokies will be youthful in 2018, they do bring back All-ACC selection Jaila Tolbert at the right-side hitter position.
Tolbert is coming off her best season yet and had quite the summer, too, as the senior competed on the U.S. Collegiate National Team.
Tech enters its fifth weekend of ACC play with a 3-5 league record after being on the road for four consecutive matches.
The Hokies are on a three-match slide, including falling in nine straight sets after sweeping Georgia Tech on Oct. 5.
Right-side hitter Jaila Tolbert was selected as a Senior CLASS Award candidate last week.
She is one of four ACC players.

LAST TIME OUT

- Last Friday, Tech fell in straight sets to then-No. 22 Louisville inside Cardinal Arena.
Sophomore Ester Talamazzi had one of her best matches of the season, tying her ACC-high hitting percentage of .333 with 10 kills.
Tech out-blocked UofL 6-4, marking its first loss of the season when doing so to make them 11-1 when it out-blocks its opponent.
On Sunday, Tech lost to Notre Dame 3-0 at Purcell Pavilion.
Talamazzi picked up where she left off, racking up nine kills.
Kaity Smith's six-match streak of having at least 10 kills came to a close, adding seven.

WHO TO WATCH



Last season against these two teams, Jaila Tolbert had one of her best weekends, racking up 29 kills on the weekend.

2018 Schedule

AUGUST

Table with 3 columns: Date, Match, Result. Lists matches from 16 to 31 including vs. Radford, USC Upstate, Presbyterian, Charlotte, William & Mary, and Campbell.

SEPTEMBER

Table with 3 columns: Date, Match, Result. Lists matches from 1 to 30 including Robert Morris, IUPUI, Ohio, Samford, VCU, Baylor, Pitt, Virginia, North Carolina, and NC State.

OCTOBER

Table with 3 columns: Date, Match, Result. Lists matches from 5 to 28 including Georgia Tech, Clemson, Louisville, Notre Dame, Wake Forest, Duke, Miami, and Florida State.

NOVEMBER

Table with 3 columns: Date, Match, Result. Lists matches from 2 to 21 including Syracuse, Boston College, Virginia, Boston College, Syracuse, and Clemson.

\* ACC MATCH | ALL TIMES ET | AT THE TIME RANKING/CURRENT RANKING

- 1-EXHIBITION
2-CHARLOTTE INVITATIONAL
3-HOKIE INVITATIONAL
4-BOBCAT INVITATIONAL
5-UTSA INVITATIONAL

VIRGINIA TECH CONTACT

Lance Dozier
Assistant Director, Strategic Communications
Phone: (507) 993-1898
Email: lance17@vt.edu

Social



@HokiesVB



@HokiesVB



/HokieSports



@VT\_VBall



**AVCA Top 25 Week 8 Poll**

Oct. 15 | *Opponents in italics*

Team (1st place)	Points	Record	Last
1 BYU (60)	1596	18-0	1
2 Stanford (4)	1539	16-1	2
3 Minnesota	1472	14-2	3
4 Penn State	1316	15-3	9
5 Nebraska	1304	15-3	5
6 <i>Pitt</i>	1293	20-0	6
7 Illinois	1196	16-3	7
8 Texas	1170	11-4	4
9 Wisconsin	1088	12-4	8
10 Creighton	1008	16-4	10
11 Florida	980	17-3	11
12 Cal Poly	896	17-1	12
13 Michigan	812	17-2	13
14 USC	746	14-5	15
15 Kentucky	697	12-4	16
16 Oregon	561	12-6	14
17 Purdue	549	15-4	17
18 Marquette	526	17-4	19
19 Washington	495	13-5	18
20 UCLA	479	10-5	20
21 <i>Louisville</i>	299	15-4	22
22 Kansas	170	13-4	NR
23 Washington State	157	13-5	21
24 <i>Baylor</i>	131	12-6	24
25 Arizona	105	14-6	23

**Receiving Votes:** UNI 55; Cincinnati 39; Utah 35; Arizona State 20; South Carolina 15; Pepperdine 14; Missouri 9; Tennessee 6; Colorado 5; UCF 5; Iowa 2; Loyola Marymount 2

**Dropped Out:** Then-No. 25 Arizona State

**NCAA RPI**

Oct. 15 | *Opponents in italics*

Team	Conference	Record
1 Stanford	Pac-12	16-1
2 BYU	WCC	18-0
3 Illinois	B1G	16-3
4 USC	Pac-12	14-5
5 <i>Pitt</i>	ACC	20-0
6 Texas	Big 12	11-4
7 Minnesota	B1G	14-2
8 Kentucky	SEC	12-4
9 Wisconsin	B1G	12-4
10 Michigan	B1G	17-2
11 Penn State	B1G	15-3
12 Nebraska	B1G	15-3
13 UCF	American	16-3
14 Washington	Pac-12	13-5
15 Florida	SEC	17-3
16 Purdue	B1G	15-4
17 Washington State	Pac-12	13-5
18 Cal Poly	Big West	17-1
19 Kansas	Big 12	13-4
20 Creighton	BIG EAST	16-4
21 UCLA	Pac-12	10-5
22 UNI	MVC	15-6
23 Marquette	BIG EAST	17-4
24 <i>Baylor</i>	Big 12	12-6
25 Oregon	Pac-12	12-6
26 Dayton	A-10	16-5
27 South Carolina	SEC	14-3
28 Texas State	Sun Belt	18-5
29 Saint Mary's	WCC	13-5
30 Wichita State	American	9-9

**QUICK FACTS**

University Name .....Virginia Tech  
 Location .....Blacksburg, Va.  
 Founded .....1872  
 Enrollment .....34,440  
 President..... Dr. Timothy Sands  
 Director of Athletics..... Whit Babcock  
 Nickname .....Hokies  
 Mascot .....Hokie Bird  
 Colors..... Chicago Maroon and Burnt Orange  
 Affiliation ..... NCAA Division I  
 Conference.....Atlantic Coast

**2017 INFORMATION, 2018 PREVIEW**

Overall Record ..... 10-21  
 ACC Record ..... 4-16 (12th)  
 Starters Returning/Lost ..... 4 + Libero/2  
 Letterwinners Returning/Lost..... 10/8  
 Newcomers.....6  
 Home Court..... Cassell Coliseum  
 Capacity ..... 9,275

**2018 Key Information**

**RETURNING STARTERS (4 + Libero)**

Rhegan Mitchell	S	Racked up 1,122 assists (9.93 a/s), 243 digs, 66 kills
Carol Raffety	L/DS	Team-high 440 digs, 32 SA, 102 assists
Kaity Smith	OH	Posted 309 kills, 190 digs, ACC All-Freshmen Team
Ester Talamazzi	OH	Turned in 290 kills, 229 digs, 27 aces, 24 blocks
Jaila Tolbert	RS	Tallied a team-high 318 kills (.318 clip), 2nd team All-ACC

**OTHERS RETURNING (5)**

Melody Caloyannides	OH	Posted 15 kills, 22 digs in 15 sets
Marisa Cerchio	MB/OH	Registered 114 kills, 25 blocks, 15 digs in 76 sets
Abby McKinzie	L/DS	Recorded 103 digs, six aces in 89 sets
Kylie Thomas	L/DS	Tallied 78 digs, eight aces in 53 sets
Kai Young	MB	Collected 20 kills, 22 blocks in 34 sets

**NEWCOMERS (6)**

Talyn Jackson	S	Senior Aces Top 150, NIAA all-state, three-time All-League
Sarah Jane Lynch	S	Senior Aces Top 150, GHSA all-state, AAU All-American
Angel Robinson	MB	Led North Norman HS to state finals twice, OSSAA all-state
Jennifer Williams	OH	Led Robert E. Lee HS to state final, VHSL all-state
Tessa Wyner	OH	Three-time West Virginia Gatorade Player of the Year
Peyton Yelich	MB	IHSAA all-state, led Crown Point HS to state final

**STARTERS LOST (2)**

Cara Cunningham	MB	Team-high 81 blocks, 132 kills, hit .246
Stacey Christy	MB	Hit .291 with 160 kills, 70 blocks

No.	Name	Pos.	Ht.	Cl.	Hometown	High School (Previous School)
1	Kaity Smith	OH	6'1"	So.	Florence, Ky.	Randall Cooper
4	Jaila Tolbert	RS	6'1"	Sr.	Minneapolis, Minn.	Breck School
5	Carol Raffety	L/DS	5'11"	Jr.	Novato, Calif.	Marin Catholic
6	Angel Robinson	MB	6'0"	Fr.	Norman, Okla.	Norman North
7	Tessa Wyner	OH	5'11"	Fr.	Charleston, W.Va.	George Washington
9	Rhegan Mitchell	S	5'8"	r-Sr.	Peachtree City, Ga.	McIntosh
10	Kylie Thomas	L/DS	5'7"	So.	Sterling, Va.	Potomac Falls
11	Sarah Jane Lynch	S	6'2"	Fr.	Roswell, Ga.	Mount Pisgah Christian
13	Peyton Yelich	MB	6'3"	Fr.	Crown Point, Ind.	Crown Point
14	Ester Talamazzi	OH	6'0"	So.	Campo Ligure, Genoa, Italy	Liceo Scientifico A. Antonelli
16	Jennifer Williams	OH	6'1"	Fr.	Staunton, Va.	Robert E. Lee
19	Marisa Cerchio	MB/OH	6'3"	So.	Cincinnati, Ohio	Turpin
20	Abby McKinzie	L/DS	5'9"	Jr.	East Leroy, Mich.	St. Philip Catholic Central
21	Melody Caloyannides	OH	6'0"	Jr.	Reston, Va.	South Lakes
22	Kai Young	MB	5'11"	So.	Charlotte, N.C.	Charlotte Christian
23	Talyn Jackson	S	5'11"	Fr.	Gardnerville, Nev.	Douglas

**Head Coach:** Jill Wilson (LSU, 2001), 2nd Season

**Associate Head Coach:** John Wasielewski (Penn State, 1990), 2nd season

**Assistant Coach:** Thomas Amberg (UCLA, 2012), 2nd season

**Volunteer Assistant Coach:** Kayla Schanback (Campbell, 2018), 1st season

**Director of Operations:** Leah Joseph (Georgia Southern, 2016), 2nd season

**Head Manager:** Kayla Resco, 2nd season

**Pronunciations**

Melody Caloyannides: cal-oh-yahn-EE-dis	Marisa Cerchio: SIR-ko	Jaila Tolbert: JAY-lah
Ester Talamazzi: Tal-uh-MAHT-zee	Talyn Jackson: TAL-lynn	Peyton Yelich: Yell-it-itch
John Wasielewski: Was-uh-LEW-ski	Rhegan Mitchell: like (Ronald) Reagan	





**2018 ACC Standings**

Team	Overall	ACC	Pct.
1. No. 6 Pitt	20-0	8-0	1.000
No. 21 Louisville	15-4	8-0	.789
3. Florida State	11-7	7-1	.611
4. Miami (Fla.)	10-5	6-2	.667
Syracuse	10-6	6-2	.625
6. Notre Dame	11-7	5-3	.611
7. Duke	10-8	4-5	.556
<b>8. Virginia Tech</b>	<b>12-8</b>	<b>3-5</b>	<b>.600</b>
NC State	9-9	3-5	.500
10. Wake Forest	8-13	3-6	.381
11. Georgia Tech	13-8	2-6	.619
Boston College	12-8	2-6	.600
Virginia	6-12	2-6	.333
14. Clemson	10-11	1-7	.476
North Carolina	5-12	1-7	.294

**2018 Preseason ACC Coaches' Poll**

- Pitt (196 points)
- Louisville (180)
- Florida State (171)
- Notre Dame (137)
- Duke (134)
- North Carolina (121)
- Miami (Fla.) (117)
- NC State (117)
- Syracuse (110)
- Georgia Tech (68)
- 11. Virginia Tech (55)**
- Clemson (54)
- Wake Forest (51)
- Virginia (37)
- Boston College (27)

**2018 ACC Preseason All-Conference**

Kaylin Korte, Sr., OH/RS, Clemson  
 Leah Meyer, Jr., MB, Duke  
 Payton Caffrey, Jr., OH, Florida State  
 Taryn Knuth, So., MB, Florida State  
 Jasmine Bennett, Sr., MB, Louisville  
 Melanie McHenry, Jr., OH, Louisville  
 Wilma Rivera, Sr., S, Louisville  
 Molly Sauer, Sr., L, Louisville  
 Haley Templeton, R-Sr., S, Miami  
 Melissa Evans, So., OPP, NC State  
 Kylie Pickrell, Sr., S, NC State  
 Ryann DeJarld, Sr., L, Notre Dame  
 Jemma Yeadon, Jr., OH, Notre Dame  
 Kamalani Akeo, Sr., S, Pitt  
 Nika Markovic, Jr., RS, Pitt  
 Stephanie Williams, R-Jr., OH, Pitt  
 Santita Ebangwese, Sr., MB, Syracuse  
**Jaila Tolbert, Sr., RS, Virginia Tech**

**GREENSBORO, N.C.** – Pitt has been chosen as the 2018 Atlantic Coast Conference volleyball preseason favorite in a vote of the league's 15 head coaches, announced on Aug. 3.

The reigning ACC Co-Champion Panthers received all 14 possible first-place votes and 196 points, as coaches were not allowed to vote for their own teams.

**CLIMBING THE LADDER**

- Junior libero Carol Raffety is working her way up the all-time career digs list at Tech.
- Heading into the season with 921 digs, Raffety became the 18th Hokie in the 1,000-dig club on Sept. 7 against IUPUI at the Bobcat Invitational.
- The California native has passed five Hokies on the list so far, being No. 12 all-time with 1,162.

#	Name	Years	Digs
1.	Amanda Cloyd	2004-07	2,200
2.	Heather Berglund	1990-93	1,710
3.	Jill Gergen	2005-09	1,708
4.	Lisa Pikalek	1989-92	1,591
5.	Morgan O'Neill	2009-12	1,516
6.	Lindsey Owens	2013-16	1,309
7.	Annie Spicer	2001-04	1,244
8.	Meredith Braine	1995-98	1,241
9.	Justine Record	2008-11	1,238
10.	Terrie Zubert	1994-97	1,170
11.	Amanda McKinzie	2013-16	1,168
<b>12.</b>	<b>Carol Raffety</b>	<b>2016-present</b>	<b>1,162</b>
13.	Jenni McFadden	1991-94	1,150
14.	Melissa Markowski	2002-05	1,124
15.	Rachel Julian	1996-99	1,105
16.	Ana Lang	1999-02	1,078
17.	Kenedy McGrath	2012-15	1,045
18.	Amanda Yelsh	1991-94	1,012

**SENIOR CLASS AWARD**

- Senior Jaila Tolbert was selected as a Senior CLASS Award candidate on Oct. 1.
- The right-side hitter is one of 30 volleyball student-athletes to make the cut and the first-ever Tech volleyball player to be named a candidate.
- She is the first Hokie in any sport to be selected since 2016 (Murielle Tiernan, women's soccer). Tolbert is one of four players out of the ACC.
- To be eligible for the award, a student-athlete must be classified as an NCAA Division I senior and have notable achievements in four areas of excellence: community, classroom, character and competition.
- The definition of a student-athlete, Tolbert is the lone ACC representative on NCAA Division I SAAC, has done community outreach at a local elementary school in Blacksburg and was All-ACC second-team last fall.

**CURRY SAYS A FEW WORDS**

- Tech volleyball alum Sonya Curry, formerly Adams and wife of Tech men's basketball standout Dell Curry, was in Charlotte last weekend and gave the Hokies a pep talk before their match against the 49ers inside Halton Arena.
- The talk, which was giving them encouragement on and off the court, seemed to work as Tech went on to stay perfect on the weekend with a 3-2 win over Charlotte.



**ACC RANKS**

- Tech is No. 4 in the ACC for service aces with 1.46, while being No. 4 for opponent kills with 11.91.
- Sophomore Kaity Smith has the eighth-best average for kills per set (3.57) and sixth-best aces per set mark (0.31) in the league.
- Outside hitter Ester Talamazzi owns the fourth-best aces per set mark (0.36) in the league. Her eight aces against William & Mary on Aug. 31 tied the second-most mark in school history with Annie Spicer on Sept. 10, 2004, versus ULM.
- Redshirt senior Rhegan Mitchell is No. 9 for assists per set (8.60) and sophomore Marisa Cerchio has the ninth-best blocks per set (1.16).
- During ACC matches, libero Carol Raffety is No. 8 for digs per set with 3.67.

**FRIEND OR FOE**

- Tech Head Coach Jill Wilson used to be an assistant coach at Wake Forest during the 2006 season in Winston-Salem, North Carolina.
- Hokies' Associate Head Coach John Wasielewski served as the same position at Duke since 1999 under current Blue Devils' Head Coach Jolene Nagel. The pair led Duke to 14 20-win seasons and an ACC-record seven consecutive NCAA Tournaments.

**A WIN WOULD**

- A win against the Demon Deacons would be Tech's sixth straight win. The current five-match win streak boasts four sweeps.
- A win versus the Blue Devils would be the Hokies' first since 2014, and some revenge from last year's match. Tech went up 2-0, but lost the next three frames for the first and only time in the Wilson era.

**RPI INFO**

- The NCAA released the Ratings Percentage Index on Monday, its third release of the season.
- Tech came in at No. 112, the 11th-best in the ACC, ahead of No. 129 North Carolina, No. 155 Wake Forest, No. 156 Boston College and No. 204 Virginia.
- The ACC has five teams in the top 50, with Pitt (5), Syracuse (31), Louisville (32), FSU (43) and Duke (50).
- Among the Power Five, the ACC owns the fourth-most teams in the top 50 behind the Big Ten (9), Pac-12 (9) and SEC (6). The Big 12 has four teams.
- The Hokies finished with the No. 183 RPI in 2017, which was the 12th-best in the ACC topping Virginia (197), Boston College (227) and Clemson (258).

**USA - TOLBERT**

- Jaila Tolbert tried out in Colorado Springs, Colorado this spring and made the U.S. Collegiate National Team.
- The Minnesota native competed on the red, white blue in Detroit for over a week with 23 other collegiate student-athletes.
- She was assigned to one of two 12-member teams that played three exhibitions against each other, with her team winning 2-1.
- Tolbert hopes to bring what she learned on the trip back to Tech and on the court.





**LAST TIME THE TEAM...**

Won a match.....	at Georgia Tech, 3-0, 10/5/18
Lost a match.....	at Notre Dame, 3-0, 10/14/18
Won at home.....	North Carolina, 3-0, 9/28/18
Lost at home.....	NC State, 3-1, 9/30/18
Won on the road.....	at Georgia Tech, 3-0, 10/5/18
Lost on the road.....	at Notre Dame, 3-0, 10/14/18
Won in three sets.....	at Georgia Tech, 3-0, 10/5/18
Lost in three sets.....	at Notre Dame, 3-0, 10/14/18
Won in four sets.....	at Ohio, 3-1, 9/7/18
Lost in four sets.....	NC State, 3-1, 9/30/18
Won in five sets.....	at Charlotte, 3-2, 08/25/18
Lost in five sets.....	Duke, 3-2, 10/22/17
Beat an ACC team.....	at Georgia Tech, 3-0, 10/5/18
Lost to an ACC team.....	at Notre Dame, 3-0, 10/14/18
Beat an ACC team at home.....	North Carolina, 3-0, 9/28/18
Lost to an ACC team at home.....	NC State, 3-1, 9/30/18
Beat an ACC team on the road.....	at Georgia Tech, 3-0, 10/5/18
Lost to an ACC team on the road.....	at Notre Dame, 3-0, 10/14/18
Beat a nonconference team.....	VCU, 3-0, 9/11/18
Lost to a nonconference team.....	at UTSA, 3-1, 9/16/18
Beat nonconference team at home.....	VCU, 3-0, 9/11/18
Lost to nonconference team at home.....	ETSU, 3-0, 9/16/17
Beat nonconference team on road.....	at Ohio, 3-1, 9/7/18
Lost to nonconference team on road.....	at UTSA, 3-1, 9/16/18
Beat a ranked team.....	at No. 19 Michigan State, 3-1, 9/4/15
Lost to a ranked team.....	at No. 22 Louisville, 3-0, 10/12/18
Beat an unranked team.....	at Georgia Tech, 3-0, 10/5/18
Lost to an unranked team.....	at Notre Dame, 3-0, 10/14/18

Started a season 9-0.....	2009
Was 10 matches over .500 in a season.....	2013 (11 matches over .500 at 12-1)
Had 70 or more kills in a match.....	Idaho State, 75, 8/25/17
Had 200 or more attacks in a match.....	Chattanooga, 204, 9/19/15
Hit .300 or better in a match.....	at Georgia Tech, .301, 10/5/18
Hit .400 or better in a match.....	vs. South Dakota State, .402, 8/25/17
Had 65 or more assists in a match.....	at Charlotte, 67, 08/25/18
Had 10 or more aces in a match.....	at Georgia Tech, 10, 10/5/18
Had 75 or more digs in a match.....	at Charlotte, 81, 08/25/18
Had 85 or more digs in a match.....	Appalachian State, 85, 08/26/16
Had 10.0 or more blocks in a match.....	vs. IUPUI, 14, 9/7/18
Had 20.0 or more blocks in a match.....	Virginia, 20, 11/28/15

	WF	D	VT
Hitting Percentage	.192	.240	.228
Kills per set	11.51	13.45	12.88
Assists per set	10.65	12.94	11.94
Digs per set	11.45	14.34	13.45
Blocks per set	2.01	2.36	2.12
Aces per set	1.13	1.27	1.46

**TEAM AVERAGES**

- Duke runs away with owning the top mark in five of the six categories, including the top hitting percentage with a .240 clip, the fourth-best mark in the ACC. Tech has the best aces per set among the three teams traveling to Blacksburg.
- Wake Forest is third in all categories and has a team hitting percentage under .200. Tech is 10-0 when it holds its opponents to south of .200.

**LAST TIME AN INDIVIDUAL...**

Had 20 or more kills in a match.....	Virginia, 21, Kaity Smith, 11/22/17
Had 30 or more kills in a match.....	vs. Idaho State, 30, Kaity Smith, 8/25/17
Had 50 or more attacks in a match.....	vs. Idaho State, 51, Kaity Smith, 8/25/17
Hit over .500 in a match.....	Virginia, .529, Marisa Cerchio, 9/23/18
Hit over .600 in a match.....	VCU, .625, Jaiila Tolbert, 9/11/18
Hit over .800 in a match.....	William & Mary, .812, Marisa Cerchio, 8/31/18
Had 45 or more assists in a match.....	Robert Morris, 45, Talyn Jackson, 9/1/18
Had 55 or more assists in a match.....	Duke, 55, Rhegan Mitchell, 10/22/17
Had 70 or more assists in a match.....	Liberty, 86, Kelli O'Dell, 10/17/00
Had 4 or more aces in a match.....	Robert Morris, 4, Abby McKinzie, 9/1/18
Had 8 or more aces in a match.....	William & Mary, 8, Ester Talamazzi, 8/31/18
Had 25 or more digs in a match.....	Radford, 27, Carol Raffety, 9/16/16
Had 30 or more digs in a match.....	Georgia Tech, 30, Morgan O'Neill, 11/3/12
Had 10 or more blocks in a match.....	at Charlotte, 10, Marisa Cerchio, 8/25/18
Had 15 or more blocks in a match.....	West Virginia, 17, Cheryl Stinson, 10/5/01
Opponent had less than 30 kills in a match.....	Campbell, 27, 8/31/18
Two players had 17 or more kills each in a match.....	Chattanooga (5 sets) - Amanda McKinzie (17), Kennedy Bryan (17) - 9/19/15

**What's a Hokie?**



The answer leads all the way back to 1896 when Virginia Agricultural and Mechanical College changed its name to Virginia Polytechnic Institute. With the change came the necessity for writing a new cheer and a contest for such a purpose was held by the student body.

Senior O.M. Stull won first prize for his "Hokie" yell which is still used today. Later, when asked if "Hokie" had any special meaning, Stull explained the word was solely the product of his imagination and was used only as an attention-getter for his yell. It soon became a nickname for all Tech teams and for those people loyal to Tech athletics.

The official university school colors - Chicago Maroon and Burnt Orange - also were introduced in 1896. The colors were chosen by a committee because they made a 'unique combination' not worn elsewhere at the time. The official definition of "hokie" is "a loyal Virginia Tech Fan".

**RETURNING NUMBERS**

- To open the 2018 season, Virginia Tech returns almost all of its kills, assists and digs personnel, but will need a push in the blocks department with departing middle blockers Stacey Christy and Cara Cunningham.

Returning	Kills	Assists	Digs	Blocks	Points
2018	78.3%	95.3%	90.4%	21.4%	76.2%


**'17 CLASS OF ACC COACHES**

- The Atlantic Coast Conference entered 2017 with four new head coaches from its 15 member institutions, including Clemson's Michaela Franklin, Louisville's Dani Busboom Kelly, Virginia's Aaron Smith and Virginia Tech's Jill Wilson.
- Of the four in their second seasons, the Cardinals' Busboom Kelly owns the best winning percentage (.776), followed by the Hokies' Wilson (.449), the Tigers' Franklin (.327) and the Cavaliers' Smith (.255).
- Previously, Busboom Kelly was an assistant coach at Nebraska, Franklin was the associate head coach at Iowa, Wilson was the associate head coach at LSU and Smith was the associate head coach at Virginia, then was promoted by the Cavaliers' athletics director at the time, Craig Littlepage.

Name	Team	Overall	ACC	Home	Away	Neutral
Dani Busboom Kelly	Louisville	40-11	25-2	22-2	13-6	5-3
Jill Wilson	Virginia Tech	22-29	7-21	9-11	6-14	7-4
Michaela Franklin	Clemson	17-37	3-25	9-14	2-21	5-4
Aaron Smith	Virginia	13-36	5-23	8-15	4-16	1-5

**YEAR 2**

- Virginia Tech Athletics last summer implemented a new design on the playing surface at Cassell Coliseum. The basketball and volleyball court displays three iconic campus spots - Torgerson Bridge, Burruss Hall and War Memorial Chapel.
- In addition to the court redesign, Tech redid the floors at the men's basketball practice facility and volleyball practice gym, at a cost of about \$35,000.





### BLOCK PARTY

- Sophomore Marisa Cerchio averaged 0.33 blocks per set her first year in the maroon and orange, playing a reserve role at middle blocker.
- With three matches in a starter role opening weekend, Cerchio tallied at least four blocks per match at the Charlotte Invitational.
- The Ohio native's 1.73 blocks per set was the top mark in the ACC after opening weekend. Cerchio currently owns a 1.16 clip, the ninth-best mark in the conference.

### BLOCK PARTY II

- Tech recorded 34 blocks opening weekend and won the block battle in all three matches against its opponents in Charlotte. Out of Tech's 31 matches last fall, it only won the block battle nine times.
- Of the nine matches, it went 5-4 in those contests. Vice versa, when it did not win the block battle, it went 4-17.
- The Hokies finished last in the ACC in blocks per set, owning an average of 1.70. With hopes of improving upon that number, Tech is off to a strong start with a clip of 2.16 – 11th best in the ACC.

### RACKING IT UP

- With trips to the states of North Carolina, Ohio and Texas for nonconference tournaments, the Hokies racked up over 3,500 miles of travel.
- The closest of the three trips was to Charlotte, North Carolina (173 miles one way).

### SENIOR PROJECT

- Starting last season under coach Jill Wilson, she implemented the seniors to do a project throughout the fall. Last year's group embarked on collecting toys from fans at home matches and then later gave the toys to kids at the Carilion Clinic holiday party in Roanoke, Virginia.
- This year's seniors, made up of Rhegan Mitchell and Jaila Tolbert, who are the team's two captains as well, are collecting different items at Tech's home matches and will give the items at the end of the season to the Women's Resource Center of the New River Valley.
- Tolbert did an internship with the organization previously and thought it would be great to partner with them for their senior project.
- This weekend is the first weekend fans can give items to the donation box, in the pursuit of helping those in domestic violence situations.

### THE SCHEDULE

- Tech's opponents in 2018: 14 registered winning seasons, nine collected 20 or more wins and eight finished the year inside the top 50 RPI last fall.
- The ACC sent six teams to the NCAA Tournament in 2017, including Pitt, Florida State, Louisville, Miami (Fla.), NC State and Notre Dame. Tech will face all six teams this season, with four of the six matches being on the road.

### THE FIRST ONE IS THE SWEETEST

- Tech's coach Jill Wilson downed rival Virginia 3-1 on Sept. 27, 2017, earning Wilson's first-ever ACC win and the Hokies' first conference win of 2017.
- A few days later, Virginia Tech athletics director Whit Babcock gave Coach Wilson an embroidered volleyball, signifying the first conference win for her, which tasted a little sweeter over an arch rival.
- The two teams compete every year in the Commonwealth Clash and the win gave Tech half a point. Later in November, it won again, getting the full point and help Tech win 12.5-8.5.
- Tech won 3-0 on Sept. 23 to earn half a point and help Tech take a 1-0.5 advantage.

### TOLBERT REPS ACC

- Jaila Tolbert was selected as the ACC's lone Student-Athlete Advisory Committee (SAAC) representative on the National Division I SAAC .
- She will vote on proposals regarding welfare for student-athletes - mental health, time demands and more. Tolbert enters her second year of the two-year term and is Tech's first ever.

### TECH OPENERS

- Head Coach Jill Wilson became just the second coach in Tech history to begin her first two opening weekends with a perfect 6-0 record.
- Chris Riley went 6-0 in 2006 and '07, while the previous next best was Greg Smith (4-2) in 2000 and '01.

## MATCH-BY-MATCH STARTERS

Opponent	Date	MB	MB	OH	OH	RS	S	L
USC Upstate (W, 3-0)	Aug. 24	Marisa Cerchio	Kai Young	Ester Talamazzi	Kaity Smith	Jaila Tolbert	Rhegan Mitchell	Carol Raffety
Presbyterian (W, 3-0)	Aug. 25	Marisa Cerchio	Kai Young	Ester Talamazzi	Kaity Smith	Jaila Tolbert	Rhegan Mitchell	Carol Raffety
Charlotte (W, 3-2)	Aug. 25	Marisa Cerchio	Kai Young	Ester Talamazzi	Kaity Smith	Jaila Tolbert	Rhegan Mitchell	Carol Raffety
William & Mary (W, 3-0)	Aug. 31	Marisa Cerchio	Kai Young	Ester Talamazzi	Kaity Smith	Jaila Tolbert	Rhegan Mitchell	Carol Raffety
Campbell (W, 3-0)	Aug. 31	Marisa Cerchio	Kai Young	Ester Talamazzi	Kaity Smith	Jaila Tolbert	Rhegan Mitchell	Carol Raffety
Robert Morris (W, 3-1)	Sept. 1	Marisa Cerchio	Kai Young	Ester Talamazzi	Kaity Smith	Jaila Tolbert	Talyn Jackson	Carol Raffety
IUPUI (W, 3-1)	Sept. 7	Marisa Cerchio	Kai Young	Ester Talamazzi	Kaity Smith	Jaila Tolbert	Rhegan Mitchell	Carol Raffety
Ohio (W, 3-1)	Sept. 7	Marisa Cerchio	Kai Young	Ester Talamazzi	Kaity Smith	Jaila Tolbert	Rhegan Mitchell	Carol Raffety
Samford (L, 3-0)	Sept. 8	Marisa Cerchio	Kai Young	Ester Talamazzi	Kaity Smith	Jaila Tolbert	Rhegan Mitchell	Carol Raffety
No. 18 Baylor (L, 3-0)	Sept. 15	Marisa Cerchio	Kai Young	Ester Talamazzi	Kaity Smith	Jaila Tolbert	Rhegan Mitchell	Carol Raffety
UTSA (L, 3-1)	Sept. 16	Marisa Cerchio	Kai Young	Ester Talamazzi	Kaity Smith	Jaila Tolbert	Rhegan Mitchell	Carol Raffety
No. 9 Pitt (L, 3-0)	Sept. 21	Marisa Cerchio	Kai Young	Ester Talamazzi	Kaity Smith	Jaila Tolbert	Rhegan Mitchell	Carol Raffety
Virginia (W, 3-0)	Sept. 23	Marisa Cerchio	Kai Young	Ester Talamazzi	Kaity Smith	Jaila Tolbert	Rhegan Mitchell	Carol Raffety
North Carolina (W, 3-0)	Sept. 28	Marisa Cerchio	Kai Young	Ester Talamazzi	Kaity Smith	Kyle Thomas	Rhegan Mitchell	Carol Raffety
NC State (L, 3-1)	Sept. 30	Marisa Cerchio	Kai Young	Ester Talamazzi	Kaity Smith	Jaila Tolbert	Rhegan Mitchell	Carol Raffety
Georgia Tech (W, 3-0)	Oct. 5	Marisa Cerchio	Kai Young	Ester Talamazzi	Kaity Smith	Jaila Tolbert	Rhegan Mitchell	Carol Raffety
Clemson (L, 3-0)	Oct. 7	Marisa Cerchio	Kai Young	Ester Talamazzi	Kaity Smith	Jaila Tolbert	Rhegan Mitchell	Carol Raffety
No. 22 Louisville (L, 3-0)	Oct. 12	Marisa Cerchio	Kai Young	Ester Talamazzi	Kaity Smith	Jaila Tolbert	Rhegan Mitchell	Carol Raffety
Notre Dame (L, 3-0)	Oct. 14	Marisa Cerchio	Kai Young	Ester Talamazzi	Kaity Smith	Jaila Tolbert	Rhegan Mitchell	Carol Raffety





### DOUBLING DOWN

- Outside hitter Kaity Smith owns six double-double of the season, with the most recent coming versus Georgia Tech on Oct. 5, registering 12 kills and 14 digs. (More on page 9)
- Last season, Smith turned in five double-doubles as well, meaning she has already topped that mark and owns 11 in her career.
- Fellow outside hitter Ester Talamazzi has had three double-doubles this year, with two of those being ironically on the same day - Sept. 7 against IUPUI and Ohio - and the most recent being versus Georgia Tech on Oct. 5 with 11 kills and digs.

### CAREER HIGHS FOR DAYS

- Sophomore Kai Young, a native of Charlotte, North Carolina, put on for her city in the final match against her hometown 49ers.
- The middle blocker rewrote her career high for kills (13 and blocks (eight)). Her previous bests were seven in each department and that came in the same match against Boston College on Oct. 29, 2017.
- Middle blocker Marisa Cerchio had herself a day against the 49ers, too, tallying a line of 15 kills and 10 blocks to mark her first-ever double-double and both were career highs.
- Cerchio's top previous numbers were 12 kills against Virginia on Sept. 27, 2017, and three blocks versus Ole Miss on Sept. 1, 2017.

### AVCA ACADEMIC HONOR

- The AVCA announced that Tech earned the Team Academic Honors for the 2017-18 season.
- The award is given to teams that hold an average 3.30 cumulative team GPA.
- The Hokies finished the academic year with a cumulative team grade point average of 3.34.
- Tech was one of five ACC schools to make the list, joining FSU, Louisville, Miami (Fla.) and Pitt.

### SMITH LIVED UP TO THE HYPE

- Kaity Smith was included on PrepVolleyball.com's list of Top Impact Freshmen last fall during the preseason.
- Smith was named to the PrepVolleyball.com top-five impact freshman from Week 1, after her incredible weekend in Milwaukee, and finished on the All-Freshmen Honorable Mention Team.

### A DEBUT FOR THE AGES

- Kaity Smith placed her self in the record books on Aug. 25, 2017, when she led the Hokies to a 3-2 victory over Idaho State.
- Smith's 30 kills against the Bengals did the following in Tech's storied history:
  - Most ever in a debut.
  - Second freshman in school history to have over 30 kills in a match in their first season. Virginia Tech Sports Hall of Famer Lisa Pikalek racked up 38 against Southern Miss on Nov. 7, 1992.
  - Tied for the seventh-most kills in Hokie history.

### SMITH'S ROOKIE CAMPAIGN

- Kaity Smith had quite the rookie campaign as the outside hitter sits fifth all-time in Tech history for kills per set by a freshman, passing Lindsey Owens kills per set mark of 2.85 set in 2013.

#	Name	Year	K/S
1.	Lisa Pikalek	1989	3.78
2.	Taylor Parrish	2006	3.73
3.	Sarah Muñoz	2005	3.46
4.	Annie Spicer	2001	3.30
5.	Kaity Smith	2017	3.25

### MILESTONES

- Tech's freshman kills section in the record book got a dent thanks to Smith and Talamazzi.
- The OHs passed Rachel Julian (251 kills), Katie Esbrook (263) and Cara Baarendse (280).

#	Name	Year	Kills
1.	Lisa Pikalek	1989	499
2.	Taylor Parrish	2006	444
3.	Jennifer Schmidt	1992	368
4.	Sarah Muñoz	2005	356
5.	Lindsey Owens	2013	311
6.	Kaity Smith	2017	309
7.	Felicia Willoughby	2007	303
8.	Annie Spicer	2001	290
	Ester Talamazzi	2017	290
10.	Cara Baarendse	2009	280

## TEAM MATCH-BY-MATCH

Date	Opponent	sp	attack				set			serve				recept			blocking				bhe	points	score	
			k	e	ta	pct	a	ta	pct	sa	se	ta	pct	re	ta	pct	dig	bs	ba	be				total
Aug 24, 2018	vs USC Upstate	3	44	10	86	.395	41	87	.471	3	5	74	.932	4	45	.911	40	0	18	2	9.0	2	-	3-0
Aug 25, 2018	vs Presbyterian	3	43	20	112	.205	39	112	.348	7	3	74	.959	1	51	.980	49	1	12	1	7.0	2	-	3-0
Aug 25, 2018	at Charlotte	5	69	35	178	.191	67	181	.370	4	6	104	.942	7	90	.922	81	1	34	4	18.0	0	-	3-2
Aug 31, 2018	WILLIAM & MARY	3	35	9	68	.382	28	64	.438	13	6	74	.919	2	37	.946	23	0	12	0	6.0	2	-	3-0
Aug 31, 2018	CAMPBELL	3	37	10	85	.318	35	83	.422	11	8	74	.892	2	46	.957	37	0	10	0	5.0	1	-	3-0
Sep 01, 2018	ROBERT MORRIS	4	59	25	150	.227	52	142	.366	13	9	96	.906	3	70	.957	69	0	12	0	6.0	1	-	3-1
Sep 07, 2018	vs IUPUI	4	56	17	137	.285	53	134	.396	7	7	95	.926	3	65	.954	58	5	18	0	14.0	0	-	3-1
Sep 07, 2018	at Ohio	4	58	16	127	.331	52	128	.406	5	12	98	.878	4	74	.946	56	0	16	0	8.0	0	-	3-1
Sep 08, 2018	vs Samford	3	26	14	86	.140	25	91	.275	0	6	56	.893	4	61	.934	34	1	6	1	4.0	0	-	0-3
Sep 11, 2018	VCU	3	43	12	103	.301	41	104	.394	4	4	74	.946	2	53	.962	39	1	14	0	8.0	0	-	3-0
Sep 15, 2018	vs Baylor	3	39	17	107	.206	38	108	.352	3	7	62	.887	6	72	.917	40	0	2	3	1.0	1	-	0-3
Sep 16, 2018	at UTSA	4	57	20	141	.262	54	145	.372	2	6	84	.929	4	84	.952	59	1	10	5	6.0	2	-	1-3
Sep 21, 2018	PITT	3	31	22	98	.092	27	96	.281	1	7	56	.875	6	69	.913	30	1	10	0	6.0	1	-	0-3
Sep 23, 2018	VIRGINIA	3	47	19	103	.272	43	102	.422	3	8	74	.892	0	56	1.000	42	1	14	1	8.0	1	-	3-0
Sep 28, 2018	NORTH CAROLINA	3	42	19	110	.209	40	107	.374	3	8	74	.892	2	49	.959	47	0	12	0	6.0	0	-	3-0
Sep 30, 2018	NC STATE	4	46	30	141	.113	43	139	.309	5	4	92	.957	2	84	.976	56	1	10	3	6.0	2	-	1-3
Oct 05, 2018	at Georgia Tech	3	42	11	103	.301	38	102	.373	10	7	73	.904	4	56	.929	48	0	18	3	9.0	1	-	3-0
Oct 07, 2018	at Clemson	3	34	20	93	.151	32	92	.348	1	6	55	.891	4	67	.940	23	1	8	3	5.0	3	-	0-3
Oct 12, 2018	at Louisville	3	24	14	89	.112	21	89	.236	0	4	57	.930	7	61	.885	32	0	12	2	6.0	0	-	0-3
Oct 14, 2018	at Notre Dame	3	31	19	95	.126	31	90	.344	3	3	50	.940	7	69	.899	38	1	6	3	4.0	0	-	0-3
Virginia Tech		67	863	359	2212	.228	800	2196	.364	98	126	1496	.916	74	1259	.941	901	15	254	31	142.0	19	-	
		67	798	361	2196	.199	759	2213	.343	74	135	1395	.903	99	1370	.928	850	14	224	24	126.0	16	-	

Sets played: 67  
 Kills per set: 12.88  
 Assists per set: 11.94

Service aces per set: 1.46  
 Digs per set: 13.45  
 Blocks per set: 2.12

Ball handling errors per set: 0.28  
 Reception errors per set: 1.10



**PROGRAM HISTORY**

First Year	1977
All-Time Record	738-651-3
Conference Champions	(1) 1972, Metro
Tournament Championships	None
NCAA Tournaments	(1) 2010
NIVC Tournaments (0) Steve Lowe Award	1982
Postseason Record	1-1
Best record	(1992) 26-11
Best in NCAAs	(2010) 1-1
Players signed pro	12 since 2006

**CASELL COLISEUM**

Capacity	9,275
Opened	1962
Renovation	2017
Tech Record	374-169 (.689)
Attendance High in 2017	2,361
Winning Seasons	20

**MILESTONES HUNT**

75 Aces	Carol Raffety, 65
300 Blocks	Jaila Tolbert, 268
1,000 Kills	Jaila Tolbert, 882
1,500 Digs	Carol Raffety, 1,162
3,500 Assists	Rhegan Mitchell, 3,150
100 Matches Played	Rhegan Mitchell, 97

**SCOUTING WAKE FOREST**

- Wake Forest (8-13, 3-6 ACC) is coming off a 3-2 home-contest loss over Duke on Wednesday. Last weekend, the Demon Deacons defeated both Georgia Tech (13-8, 2-6 ACC) and Clemson (10-11, 1-7 ACC), extending their then-three-match winning streak, all of which came from home.
- The Demon Deacons share a common nonconference opponent with the Hokies, when they took on Ohio on Sept. 1. Tech took down Ohio 3-1, but the Deacs fell in straight sets to the Bobcats. Wake has played two ranked opponents this season and fell to both, falling to No. 5 Nebraska (15-3, 6-2 B1G) and No. 21 Louisville (15-4, 8-0 ACC).
- Head Coach Bill Ferguson enters his third year in Winston-Salem and owns a record of 30-54 (.357) with Wake Forest. Ferguson has NCAA Tournament coaching experience with USC in 2009 and 2012, as he led the Women of Troy to a pair of runner-up finishes as they advanced through the Final Four.
- Sophomore Madeline Holt ranks among the top six in the ACC in average assists per set, racking up a tally of 9.46.

**SCOUTING DUKE**

- Duke (10-8, 4-5 ACC) is entering this weekend's matchup after winning in five sets on the road at Wake Forest on Wednesday. The Blue Devils split last weekend's home matchups, defeating Clemson 3-0 last Friday, but fell short to Georgia Tech 3-1 on Sunday.
- The Blue Devils played No. 1 BYU (18-0, WCC 8-0) twice to begin the season, falling to the Cougars twice. They also played two teams inside the top-50 RPI and won both, defeating LSU (7-11, 2-5 SEC) 3-1 and [RV] Cincinnati (17-4, American 7-0) 3-0. Duke fell to No. 21 Louisville in straight sets on Oct. 5.
- Head Coach Jolene Nagel enters her 20th season in Durham as the winningest coach in program history, with a record of 421-193 (.686) at Duke. Nagel has led the Blue Devils to 12 NCAA Tournament appearances, including an ACC record of seven consecutive runs from 2005-2011.
- Redshirt senior Andie Shelton leads the ACC in average aces per set, averaging 0.39 aces, while redshirt junior Leah Meyer ranks in the top seven in both hitting percentage and blocks among ACC competition.

**OPPONENT MATCH-BY-MATCH**

Date	Opponent	sp	attack				set			serve			recept			dig	blocking				bhe	points	score	
			k	e	ta	pct	a	ta	pct	sa	se	ta	pct	re	ta		pct	bs	ba	be				total
Aug 24, 2018	vs USC Upstate	3	26	25	99	.010	24	97	.247	4	3	48	.938	3	69	.957	28	0	4	3	2.0	0	-	3-0
Aug 25, 2018	vs Presbyterian	3	28	19	101	.089	26	107	.243	1	3	55	.945	7	71	.901	42	1	10	0	6.0	2	-	3-0
Aug 25, 2018	at Charlotte	5	49	22	164	.165	47	172	.273	7	8	98	.918	4	98	.959	63	5	22	7	16.0	0	-	3-2
Aug 31, 2018	WILLIAM & MARY	3	20	21	73	-.014	18	78	.231	2	4	41	.902	13	68	.809	21	2	0	2	2.0	0	-	3-0
Aug 31, 2018	CAMPBELL	3	27	22	92	.054	25	91	.275	2	5	51	.902	12	66	.818	33	0	6	0	3.0	0	-	3-0
Sep 01, 2018	ROBERT MORRIS	4	39	11	129	.217	36	135	.267	3	8	78	.897	13	87	.851	62	0	10	0	5.0	4	-	3-1
Sep 07, 2018	vs IUPUI	4	42	25	135	.126	40	138	.290	3	6	71	.915	7	88	.920	59	1	10	0	6.0	0	-	3-1
Sep 07, 2018	at Ohio	4	50	24	141	.184	46	137	.336	4	11	85	.871	5	86	.942	45	1	8	1	5.0	0	-	3-1
Sep 08, 2018	vs Samford	3	46	15	98	.316	43	96	.448	4	12	73	.836	0	50	1.000	40	1	10	2	6.0	0	-	0-3
Sep 11, 2018	VCU	3	36	24	102	.118	35	106	.330	2	3	56	.946	4	70	.943	40	0	14	0	7.0	0	-	3-0
Sep 15, 2018	vs Baylor	3	45	10	99	.354	42	97	.433	6	4	76	.947	3	55	.945	39	0	8	2	4.0	2	-	0-3
Sep 16, 2018	at UTSA	4	63	13	140	.357	59	139	.424	4	10	94	.894	2	78	.974	56	0	12	3	6.0	0	-	1-3
Sep 21, 2018	PITT	3	38	16	90	.244	38	89	.427	6	4	73	.945	1	49	.980	38	0	22	0	11.0	2	-	0-3
Sep 23, 2018	VIRGINIA	3	32	16	96	.167	31	98	.316	0	6	62	.903	3	66	.955	29	0	14	0	7.0	1	-	3-0
Sep 28, 2018	NORTH CAROLINA	3	27	21	103	.058	27	105	.257	2	9	58	.845	3	66	.955	41	0	12	1	6.0	0	-	3-0
Sep 30, 2018	NC STATE	4	57	24	146	.226	56	150	.373	2	12	96	.875	5	88	.943	59	0	14	1	7.0	1	-	1-3
Oct 05, 2018	at Georgia Tech	3	37	15	105	.210	34	109	.312	4	5	61	.918	10	66	.848	43	0	6	0	3.0	2	-	3-0
Oct 07, 2018	at Clemson	3	42	11	84	.369	40	86	.465	4	6	73	.918	1	49	.980	34	1	12	0	7.0	1	-	0-3
Oct 12, 2018	at Louisville	3	50	18	105	.305	49	101	.485	7	12	73	.836	0	53	1.000	38	2	4	0	4.0	1	-	0-3
Oct 14, 2018	at Notre Dame	3	44	9	94	.372	43	82	.524	7	4	73	.945	3	47	.936	40	0	26	2	13.0	0	-	0-3
Opponent totals		67	798	361	2196	.199	759	2213	.343	74	135	1395	.903	99	1370	.928	850	14	224	24	126.0	16	-	
		67	863	359	2212	.228	800	2196	.364	98	126	1496	.916	74	1259	.941	901	15	254	31	142.0	19	-	

Sets played: 67  
 Kills per set: 11.91  
 Assists per set: 11.33

Service aces per set: 1.10  
 Digs per set: 12.69  
 Blocks per set: 1.88

Ball handling errors per set: 0.24  
 Reception errors per set: 1.48





### MATCH-BY-MATCH LEADERS

Opponent	Date	Kills	% (min. 12 A)	Assists	Aces	Digs	Blocks
USC Upstate (W, 3-0)	Aug. 24	14 - Smith	.636 - Tolbert	16 - Mitchell	2 - Talamazzi	9 - (2 players)	5 - (2 players)
Presbyterian (W, 3-0)	Aug. 24	13 - Smith	.480 - Smith	23 - Mitchell	3 - Cerchio	15 - Smith	4 - Cerchio
Charlotte (W, 3-2)	Aug. 25	15 - Cerchio	.300 - Tolbert	48 - Mitchell	1 - (4 players)	22 - Talamazzi	10 - Cerchio
William & Mary (W, 3-0)	Aug. 31	13 - Cerchio	.812 - Cerchio	12 - Mitchell	8 - Talamazzi	6 - Mitchell	4 - Cerchio
Campbell (W, 3-0)	Aug. 31	9 - Tolbert	.562 - Tolbert	15 - (2 players)	3 - Talamazzi	13 - Raffety	3 - Cerchio
Robert Morris (W, 3-1)	Sept. 1	17 - Smith	.429 - Cerchio	45 - Jackson	4 - McKinzie	21 - Raffety	5 - Robinson
IUPUI (W, 3-1)	Sept. 7	18 - Smith	.381 - Tolbert	38 - Mitchell	3 - (2 players)	13 - Talamazzi	9 - Cerchio
Ohio (W, 3-1)	Sept. 7	17 - Tolbert	.500 - Cerchio	42 - Mitchell	2 - Smith	14 - (2 players)	6 - Cerchio
Samford (L, 3-0)	Sept. 8	8 - Tolbert	.357 - Tolbert	19 - Mitchell	None	11 - Raffety	3 - Cerchio
VCU (W, 3-0)	Sept. 11	10 - (2 players)	.625 - Tolbert	36 - Mitchell	1 (4 players)	17 - Raffety	5 - Young
No. 18 Baylor (L, 3-0)	Sept. 15	17 - Smith	.409 - Tolbert	28 - Mitchell	1 - (3 players)	11 - Talamazzi	1 - (2 players)
No. 9 Pitt (L, 3-0)	Sept. 21	10 - Tolbert	.312 - Cerchio	25 - Mitchell	1 - Raffety	14 - Raffety	4 - Young
Virginia (W, 3-0)	Sept. 23	13 - Tolbert	.529 - Cerchio	42 - Mitchell	1 - (3 players)	11 - Smith	5 - Cerchio
North Carolina (W, 3-0)	Sept. 28	16 - Smith	.368 - Tolbert	30 - Mitchell	2 - Smith	14 - Raffety	4 - (2 players)
NC State (L, 3-1)	Sept. 30	14 - Tolbert	.344 - Tolbert	30 - Mitchell	3 - Talamazzi	20 - Raffety	3 - Cerchio
Georgia Tech (W, 3-0)	Oct. 5	12 - Smith	.233 - Smith	34 - Mitchell	3 - Talamazzi	14 - Smith	8 - Cerchio
Clemson (L, 3-0)	Oct. 7	13 - Smith	.346 - Smith	29 - Mitchell	1 - Raffety	8 - Smith	3 - Cerchio
No. 22 Louisville (L, 3-0)	Oct. 12	10 - (2 players)	.333 - Talamazzi	12 - Mitchell	None	9 - Raffety	4 - Tolbert
Notre Dame (L, 3-0)	Oct. 14	9 - Talamazzi	.214 - Cerchio	22 - Mitchell	1 - (3 players)	10 - Smith	3 - Cerchio

### DOUBLE-DOUBLES COUNT

Who	What	When
Kaity Smith.....	13 K, 15 D.....	vs. Presbyterian (8/25)
Kaity Smith.....	14 K, 14 D.....	at Charlotte (8/25)
Marisa Cerchio.....	15 K, 10 B.....	at Charlotte (8/25)
Talyn Jackson.....	45 A, 13 D.....	vs. Robert Morris (9/1)
Kaity Smith.....	18 K, 12 D.....	vs. IUPUI (9/7)
Ester Talamazzi.....	10 K, 13 D.....	vs. IUPUI (9/7)
Ester Talamazzi.....	10 K, 10 D.....	at Ohio (9/7)
Kaity Smith.....	14 K, 14 D.....	at Ohio (9/7)
Kaity Smith.....	11 K, 11 D.....	vs. Virginia (9/23)
Kaity Smith.....	12 K, 14 D.....	at Georgia Tech (10/5)
Ester Talamazzi.....	11 K, 11 D.....	at Georgia Tech (10/5)

### TEAM, PLAYER & OPPONENT HIGHS

Kills
Team 69 at Charlotte (8/25)
Player Kaity Smith - 18 vs. IUPUI (9/7)
Opponent 63 - UTSA (9/16)
Attack Percentage
Team .395, 44-10-86 vs. USC Upstate (8/25)
Player (min. 12 kills) Marisa Cerchio - .812, 13-0-16 vs. William & Mary (8/31)
Opponent .372, 44-9-94 - Notre Dame (10/14)
Assists
Team 67 at Charlotte (8/25)
Player Rhegan Mitchell - 48 at Charlotte (8/25)
Opponent 59 - UTSA (9/16)
Service Aces
Team 13 (2x) last vs. Robert Morris (9/1)
Player Ester Talamazzi - 8 vs. William & Mary (8/31)
Opponent 7 - Charlotte (8/25), Louisville (10/12), Notre Dame (10/14)
Digs
Team 81 at Charlotte (8/25)
Player Ester Talamazzi - 22 at Charlotte (8/25)
Opponent 63 - Charlotte (8/25)
Total Blocks
Team 18 at Charlotte (8/25)
Player Marisa Cerchio - 10 at Charlotte (8/25)
Opponent 16 - Charlotte (8/25)





## Jill WILSON

- Second season at Virginia Tech
- 16th as a coach in Division I
- Produced 15 All-SEC players and '02 ACC Player of the Year
- Averaged 20-plus wins per year at LSU (10 years)

### The Wilson File

#### PERSONAL

BORN: May 6, 1979

HOMETOWN: Richmond, Texas

FAMILY: Husband, Jared

COACHING RECORD AT VIRGINIA TECH: 22-29 (2nd year)

CAREER HEAD COACHING RECORD: 22-29 (.431)

#### EDUCATION

LSU - Bachelor of Science - Business Admin., 2001

JOINED TECH STAFF: Jan. 12, 2017

YEARS OF COLLEGIATE HEAD COACHING: 1

YEARS OF COLLEGIATE COACHING: 15

#### COACHING HISTORY

2017- Virginia Tech (Head Coach)

2013-16 LSU (Associate Head Coach)

2007-12 LSU (Assistant Coach)

2006-07 Wake Forest (Assistant Coach)

2002-05 North Carolina (Assistant Coach)

2001-02 Tennessee-Martin (Graduate Assistant)

#### PLAYING HISTORY

1997-00 LSU (outside hitter)

4-year letterwinner and starter

Ranked 6th in the SEC with 23 service aces senior year

Appeared in the 2000 SEC Tournament finals

#### POSTSEASON EXPERIENCE

LSU 2014 (First Round - Eugene, Ore.)

Defeated Oklahoma, Loss to Oregon

2013 (First Round - Seattle, Wash.)

Defeated Michigan, Loss to Washington

2010 (First Round - Norman, Okla.)

Loss to Tulsa

2009 (First Round - Baton Rouge, La.)

Defeated Tulane, Loss to Texas A&M

2008 (First Round - Los Angeles, Calif.)

Loss to UCLA

2007 (First Round - Austin, Texas)

Defeated New Mexico State, Loss to Texas

UNC 2002 (Regionals - Lincoln, Neb.)

Defeated Winthrop, South Carolina at home

Loss to Hawai'i

Jill Lytle Wilson was named the head coach of the Virginia Tech volleyball program on January 12, 2017, and enters her second year in Blacksburg.

In her first season as the head coach of the Hokies in 2017, Wilson guided Jaila Tolbert to second-team All-ACC after she owned the highest hitting percentage in the conference for non-middle blockers. Tolbert, a right-side hitter, hit more than .300 in 20 matches and earned Virginia Sports Information Directors (VaSID) all-state honors.

Wilson also was key in the development of Kaity Smith, who was named to the ACC All-Freshman Team, as well as the VaSID Freshman of the Year. Smith started the season breaking a school record, putting down 30 kills in her debut – a program first.

Picking up two wins over Virginia in her first season, Wilson contributed to a full point in the Virginia529 Commonwealth Clash. Wilson led Tech to two nonconference tournament titles her opening season, winning the Pepsi Panther Invitational and A-State Invitational. At the A-State Invitational, the Hokies took down Arkansas State and SMU, two teams that won 20-plus matches and earned a bid to the National Invitational Volleyball Championship (NIVC).

Wilson joined the Hokies after an extremely successful run on the bench at LSU where, as the recruiting coordinator, she signed five top-30 recruiting classes according to PrepVolleyball.com. She also helped lead the Tigers to six NCAA Tournament appearances and the 2009 SEC Championship, as well as 25-win seasons in 2007, 2009 and 2010. The Tigers averaged over 20 wins per season during her time on the LSU staff.

"We are excited to welcome Jill and her husband, Jared, to Virginia Tech," Virginia Tech Director of Athletics Whit Babcock said after the announcement of her hiring. "Jill served as an integral component of an LSU program that became a perennial NCAA tournament team during her tenure in the highly-competitive Southeastern Conference. We heard from some of the most respected coaches in the country about Jill's many talents, and their sentiments were very consistent that the school that recruited her away from her alma mater was going to be fortunate to have Jill lead their volleyball program."

Along with her reputation as a staunch recruiter, Wilson helped produce 15 All-SEC selections, four American Volleyball Coaches Association All-South Region First Team picks and an AVCA First Team All-American and SEC Player of the Year in middle blocker Brittnee Cooper.

No stranger to the ACC, Wilson was an assistant at North Carolina from 2002-04 before serving as the top assistant at Wake Forest in 2006. She coached two All-Americans, an ACC Player of the Year and helped lead the Tar Heels to the 2002 regular season ACC Championship and an NCAA Sweet Sixteen appearance. With the Demon Deacons, Wilson trained outside and right side hitters along with assisting in recruiting prospective student-athletes and organizing all team travel.

Wilson broke into coaching in 2001 as a graduate assistant coach at Tennessee-Martin. The Skyhawks finished the campaign with a 24-7 record and won the Ohio Valley Conference regular season championship.

A four-year starter at outside hitter at LSU from 1997-2000, Wilson ranked sixth in the SEC with 23 service aces during her senior campaign that also saw the Tigers appear in the 2000 SEC Tournament finals.

Wilson exemplified the Virginia Tech spirit of Ut Prosim while she was a student-athlete. She was the Tigers' representative on the women's at-large SEC Good Works Team in 1999-00 and she was named the LSU Student-Athlete Volunteer of the Year in 2000.

The Richmond, Texas native graduated from LSU with a B.S. in business administration with concentration in pre-law. While at UT-Martin, Wilson pursued graduate studies in health and human performance.













## KYLIE THOMAS

Sophomore | 5-7  
L/DS | Sterling, Va.

High School/Club Team  
Dulles | Potomac Falls

Major: National Security, Foreign Affairs

# 10

### 2017-18 ACC Academic Honor Roll

#### AT THE NET

- Owned four digs against Notre Dame (10/14).
- Chalked up three digs versus then-No. 22 Louisville (10/12).
- Tallied one assist and three digs against Clemson (10/7).
- Posted seven digs and an ace versus NC State (9/30).
- Dished out two assists along with five digs vs. UNC (9/28).
- Posted her second-most assists of the season with three and had seven digs versus UTSA (9/16).
- Had seven digs and a career-high three aces vs. IUPUI (9/7).
- Scooped up a season-high 10 digs, the second-most of her career, and recorded two assists against Robert Morris (9/1).
- Posted eight digs and a career-high four assists in the season opener versus USC Upstate (8/24).
- Played in 20 matches, drawing one start in 2017.
- Debut at the college level came against Ole Miss, where she tallied a service ace and one dig.
- Followed it up with her best match of the season, posting a career-high 13 digs and two assists versus Arkansas State.

#### SEASON HIGHS

Kills .....  
Hitting percentage.....  
Assists.....4 vs. USC Upstate (8/24/18)  
Aces .....3 vs. IUPUI (9/17/18)  
Digs.....10 vs. Robert Morris (9/1/18)  
Blocks.....

#### CAREER HIGHS

Kills .....  
Hitting percentage.....  
Assists.....4 vs. USC Upstate (8/24/18)  
Aces .....3 vs. IUPUI (9/17/18)  
Digs.....13 at Arkansas State (9/1/17)  
Blocks.....

#### 2018 MATCH-BY-MATCH STATS

Date	Opponent	sp	k	e	ta	ptc	a	ta	ptc	sa	se	la	ptc	re	ta	ptc	di	bs	ba	be	total	bhe	points	team	hifs	score
Aug 24, 2018	vs USC Upstate	3	0	0	0.000	4	7	57%	1	1	8	87%	0	10	1,000	8	0	0	0	0	0	0	0	-	395	3-0
Aug 25, 2018	vs Presbyterian	3	0	0	0.000	1	6	167	1	0	8	1,000	0	10	1,000	6	0	0	0	0	0	0	0	-	205	3-0
Aug 25, 2018	at Charlotte	3	0	0	0.000	1	4	250	1	0	21	1,000	1	17	941	6	0	0	0	0	0	0	0	-	191	3-2
Aug 31, 2018	WILLIAM & MARY	3	0	0	0.000	1	5	200	0	1	5	833	1	7	857	3	0	0	0	0	0	0	0	-	382	3-0
Aug 31, 2018	CAMPBELL	3	0	0	0.000	0	1	000	1	0	13	1,000	0	8	1,000	4	0	0	0	0	0	0	0	-	318	3-0
Sep 01, 2018	ROBERT MORRIS	4	0	0	0.000	2	4	500	1	1	12	917	0	5	1,000	10	0	0	0	0	0	0	0	-	227	3-1
Sep 07, 2018	vs IUPUI	4	0	0	0.000	0	2	000	3	1	19	944	0	3	1,000	7	0	0	0	0	0	0	0	-	265	3-1
Sep 07, 2018	at Ohio	4	0	0	0.000	0	3	000	0	2	17	882	1	10	900	6	0	0	0	0	0	0	0	-	331	3-1
Sep 08, 2018	vs Samford	3	0	0	0.000	0	0	000	0	0	9	1,000	0	14	1,000	3	0	0	0	0	0	0	0	-	140	0-3
Sep 11, 2018	VCU	3	0	0	0.000	0	1	000	0	1	12	917	0	12	1,000	4	0	0	0	0	0	0	0	-	301	3-0
Sep 15, 2018	vs Baylor	3	0	0	0.000	0	1	000	0	0	11	1,000	0	0	0,000	2	0	0	0	0	0	0	0	-	206	0-3
Sep 16, 2018	at UTSA	4	0	0	0.000	3	4	750	0	1	15	933	1	11	909	7	0	0	0	0	1	1	1	-	262	1-3
Sep 21, 2018	PITT	3	0	0	0.000	0	2	000	0	0	11	1,000	1	13	923	2	0	0	0	0	0	0	0	-	092	0-3
Sep 23, 2018	VIRGINIA	2	0	0	0.000	0	0	000	0	2	6	667	0	1	1,000	4	0	0	0	0	0	0	0	-	272	3-0
Sep 28, 2018	NORTH CAROLINA	*3	0	0	0.000	2	5	400	0	0	9	1,000	0	9	1,000	5	0	0	0	0	0	0	0	-	209	3-0
Sep 30, 2018	NC STATE	4	0	0	0.000	0	3	000	1	0	13	1,000	0	7	1,000	7	0	0	0	0	0	0	0	-	113	1-3
Oct 05, 2018	at Georgia Tech	3	0	0	0.000	1	4	250	2	1	19	947	1	9	885	2	0	0	0	0	0	0	0	-	301	3-0
Oct 07, 2018	at Clemson	3	0	0	0.000	1	3	333	0	0	7	1,000	0	9	1,000	3	0	0	0	0	0	0	0	-	151	0-3
Oct 12, 2018	at Louisville	3	0	0	0.000	0	0	000	0	0	9	1,000	1	13	923	3	0	0	0	0	0	0	0	-	112	0-3
Oct 14, 2018	at Notre Dame	3	0	0	0.000	0	14	000	0	1	8	875	1	23	957	4	0	0	0	0	0	0	0	-	126	0-3
Totals		66	0	0	0.000	16	69	232	11	12	228	947	8	191	958	99	0	0	0	0	0	1	1	-		

Sets played: 66  
Assists per set: 0.24  
Service aces per set: 0.17  
Digs per set: 1.50  
Blocks per set: 0.00



## SARAH JANE LYNCH

Freshman | 6-2  
S | Roswell, Ga.

High School/Club Team  
Mount Pisgah Christian | A5

Major: General Engineering

# 11

#### AT THE NET

- Registered an ace and a digs against Notre Dame (10/14).
- Achieved a career-high two aces against Georgia Tech (10/5).
- Tallied a dig against NC State (9/30).
- Notched a career-high three digs vs. North Carolina (9/28).
- Recorded her first career dig, an impressive pancake, against Virginia (9/23).
- Saw two sets of action against then-No. 9 Pitt (9/21).
- layed in her first collegiate match against UTSA (9/16).
- Three-year letterwinner coached by Leah Longoria at Mount Pisgah Christian.
- Named to the Class of 2018 Senior Aces Top 150.
- First team GHSA All-State in 2016.
- Honorable mention GHSA All-State in 2014.
- Two-time All-Area selection.
- Team MVP in 2016 and 2014.
- Guided A5 to the 2016 USA Volleyball National Championship crown in 16-U Open Division, while being named to the all-tournament team.
- Tabbed AAU All-American in 2016 after leading A5 to the AAU National Championship in 2016.
- Broke two program records in kills (310) and hitting percentage (.310) as a freshman.
- Named to PrepVolleyball.com Frosh59 list.
- Three-year member of the National Honor Society.
- Georgia Certificate of Merit Scholar.
- President of Mount Pisgah Chapter of the Tri-M Music Honor Society.
- Mount Pisgah Honors Scholarship Program Recipient.

#### SEASON/CAREER HIGHS

Kills .....  
Hitting percentage.....  
Assists.....  
Aces.....2 at Georgia Tech (10/5/18)  
Digs.....3 vs. North Carolina (9/28/18)  
Blocks.....

#### 2018 MATCH-BY-MATCH STATS

Date	Opponent	sp	k	e	ta	ptc	a	ta	ptc	sa	se	la	ptc	re	ta	ptc	di	bs	ba	be	total	bhe	points	team	hifs	score
Sep 16, 2018	at UTSA	1	0	0	0.000	0	0	000	0	0	1	1,000	0	0	0,000	0	0	0	0	0	0	0	0	-	282	1-3
Sep 21, 2018	PITT	2	0	0	0.000	0	0	000	0	0	4	1,000	0	0	0,000	0	0	0	0	0	0	0	0	-	092	0-3
Sep 23, 2018	VIRGINIA	2	0	0	0.000	0	0	000	0	0	5	1,000	0	0	0,000	1	0	0	0	0	0	0	0	-	272	3-0
Sep 28, 2018	NORTH CAROLINA	3	0	0	0.000	0	0	000	0	0	15	1,000	0	0	0,000	8	0	0	0	0	0	0	0	-	209	3-0
Sep 30, 2018	NC STATE	4	0	0	0.000	0	0	000	0	1	11	909	0	0	0,000	1	0	0	0	0	0	0	0	-	113	1-3
Oct 05, 2018	at Georgia Tech	3	0	0	0.000	0	1	000	2	0	10	1,000	0	0	0,000	2	0	0	0	0	0	0	0	-	301	3-0
Oct 07, 2018	at Clemson	3	0	0	0.000	0	0	000	0	1	8	875	0	0	0,000	0	0	0	0	0	0	0	0	-	151	0-3
Oct 12, 2018	at Louisville	3	0	0	0.000	0	0	000	0	1	9	889	0	0	0,000	0	0	0	0	0	0	0	0	-	112	0-3
Oct 14, 2018	at Notre Dame	3	0	0	0.000	0	0	000	0	1	9	889	0	0	0,000	1	0	0	0	0	0	0	0	-	126	0-3
Totals		24	0	0	0.000	0	1	000	3	4	72	944	0	0	0,000	8	0	0	0	0	0	0	0	-		

Sets played: 24  
Service aces per set: 0.12  
Digs per set: 0.33







## PEYTON YELICH

Freshman | 6-3  
MB | Crown Point, Ind.

High School/Club Team  
Crown Point| Ignite Elite

Major: University Studies

# 13

### AT THE NET

- Saw her first in-game action of the season against UTSA (9/16), tallying two kills and a hitting percentage of .500.
- Four-year letterwinner coached by Allison Duncan at Crown Point.
- IHSAA All-State selection.
- Two-time all-conference pick.
- Two-time All-Area honoree.
- Led Crown Point to two perfect seasons in conference play, garnering two conference titles and two sectional and regional crowns.
- Guided Crown Point to the IHSAA State Championship match.
- Three-time Indiana All-Star Team member.
- IHSAA North vs. South MVP.
- Three-time Blocker of the Year.
- 2016 AVCA Phenom List honoree.
- Led Ignite Elite to a third-place finish at the 18U Open Divisions in Gold.
- PrepVolleyball.com's Preseason High School All-American Watch List.
- Under Armour All-American Watch List.
- Team captain in 2017.

### SEASON/CAREER HIGHS

Kills .....2 at UTSA (9/16/18)  
 Hitting percentage......500 at UTSA (9/16/18)  
 Assists.....  
 Aces.....  
 Digs.....  
 Blocks.....

### 2018 MATCH-BY-MATCH STATS

Date	Opponent	sa	se	re	pr	bl	bs	bk	pts	hpts	team	score
Sep 16, 2018	at UTSA	2	0	4	.500	0	0	.000	0	0	0	2-0

Sets played: 1  
Kills per set: 2.00  
Blocks per set: 0.00



## ESTER TALAMAZZI (Tal-uh-MAHT-zee)

Sophomore | 6-0  
OH | Campo Ligure, Genoa, Italy

High School/Club Team  
Liceo Scientifico A. Antonelli | Volleyro'

Major: Business

# 14

### 2017-18 All-ACC Academic Volleyball Team 2017-18 ACC Academic Honor Roll ACC Freshman of the Week (9/4/17)

### AT THE NET

- Tied her season-high clip of .333 with 10 kills vs. UofL (10/12).
- Registered her third double-double (11K/D) of the season vs. Georgia Tech (10/5), while posting a season-high clip (.333).
- Had five kills, one assist and 14 digs versus NC State (9/30).
- Collected seven kills, two assists and 12 digs vs. UNC (9/28).
- Had two double-doubles on Sept. 7 vs. IUPUI and Ohio.
- Had a season-high 15 kills and 7 digs vs. Robert Morris (9/1).
- Set a career-high eight aces, tied for the second-most in school history, while recording a season-best hitting percentage of .308 with five kills versus William & Mary (8/31).
- Scooped up a career-high 22 digs and put down nine kills in a near double-double effort in Tech's clash with Charlotte (8/25).
- Played in all 31 matches, drawing 26 starts in 2017.
- Tied with Annie Spicer for 8th all-time (290) in freshman kills.

### SEASON HIGHS

Kills.....15 vs. Robert Morris (9/1/18)  
 Hitting percentage......333 (2x)  
 Assists.....3 vs. Robert Morris (9/1/18)  
 Aces.....8 vs. William & Mary (8/31/18)  
 Digs.....22 at Charlotte (8/25/18)  
 Blocks.....4 vs. IUPUI (9/7/18)

### CAREER HIGHS

Kills.....17 vs. Notre Dame (10/8/17)  
 Hitting percentage......462 vs. South Dakota State (8/25/17)  
 Assists.....3 (2x)  
 Aces.....8 vs. William & Mary (8/31/18)  
 Digs.....22 at Charlotte (8/25/18)  
 Blocks.....4 (3x)

### 2018 MATCH-BY-MATCH STATS

Date	Opponent	sa	se	re	pr	bl	bs	bk	pts	hpts	team	score		
Aug 24, 2018	vs USC-Update	-3	7	4	19	.158	0	0	.000	2	1	14	0-28	
Aug 25, 2018	vs Presbyterian	-3	8	4	27	.148	0	2	.000	0	0	7	1-30	
Aug 25, 2018	at Charlotte	-3	9	7	32	.053	0	3	.000	0	0	12	1-30	
Aug 31, 2018	WILLIAM & MARY	-3	5	1	13	.308	0	1	.000	8	1	29	9-6	
Aug 31, 2018	CAMPBELL	-3	6	5	19	.063	2	4	.500	3	0	13	1-30	
Sep 01, 2018	ROBERT MORRIS	-3	15	4	42	.263	1	4	.250	2	3	15	8-28	
Sep 07, 2018	vs IUPUI	-4	10	2	37	.216	1	3	.333	0	2	7	7-14	
Sep 07, 2018	at Ohio	-4	10	4	31	.194	2	5	.400	1	3	21	8-27	
Sep 08, 2018	vs Samford	-3	6	4	21	.095	1	2	.500	0	0	8	1-30	
Sep 11, 2018	VCU	-3	10	6	31	.129	1	4	.250	0	1	10	9-30	
Sep 15, 2018	vs Baylor	-3	7	5	29	.071	3	6	.500	1	1	10	9-30	
Sep 16, 2018	at UTSA	-4	9	2	24	.292	2	5	.400	0	2	15	8-27	
Sep 21, 2018	PITT	-3	3	7	25	.160	0	1	.000	0	3	8	6-25	
Sep 23, 2018	VIRGINIA	-3	9	7	29	.077	0	1	.000	1	1	13	9-23	
Sep 28, 2018	NORTH CAROLINA	-3	7	7	27	.093	2	4	.500	0	3	11	7-21	
Sep 30, 2018	NC STATE	-4	5	10	28	.179	1	3	.333	3	0	20	1-30	
Oct 05, 2018	at Georgia Tech	-3	11	1	30	.333	1	2	.500	3	4	16	7-50	
Oct 07, 2018	at Clemson	-3	3	4	15	.067	0	3	.000	0	4	1-30		
Oct 12, 2018	at Louisville	-3	10	2	24	.333	1	2	.500	0	2	9	7-28	
Oct 14, 2018	at Notre Dame	-3	9	6	25	.120	0	14	.000	0	1	8	8-25	
Totals			68	159	92	.524	129	18	69	.251	24	28	250	368

Sets played: 66  
Kills per set: 2.41  
Assists per set: 0.27  
Service aces per set: 0.36  
Digs per set: 2.70  
Blocks per set: 0.32





**ABBY MCKINZIE**

Junior | 5-9  
L/DS | East Leroy, Mich.

High School/Club Team  
St. Philip Catholic Central | Dead Frog

Major: Communications

20

**2017-18 ACC Academic Honor Roll**

**AT THE NET**

- Finished with her second-highest dig total of the season with three against then-No. 22 Louisville (10/12).
- Appeared in set against Clemson (10/7).
- Registered four digs against then-No. 18 Baylor (9/15).
- Had an ace versus VCU (9/11).
- Scooped up a dig against Samford (9/8).
- Had a service ace and an assist versus IUPUI (9/7).
- Tallied a career-high four aces and a season-high four digs against Robert Morris (9/1).
- Turned in one dig a match at the Charlotte Invitational.
- Played in all 29 matches, drawing two starts in 2017.
- Tied a career-high 11 digs and posted an assist versus Idaho State.
- Posted exactly nine digs in back-to-back matches against Ole Miss and Arkansas State.
- Recorded her first service ace of the year versus Ole Miss.
- Registered a career-high two aces and six digs against ETSU.
- Had eight digs in match against Florida State.

**SEASON HIGHS**

Kills .....  
Hitting percentage.....  
Assists..... 1 vs. IUPUI (9/7/18)  
Aces..... 4 vs. Robert Morris (9/1/18)  
Digs ..... 4 (2x)  
Blocks.....

**CAREER HIGHS**

Kills..... 1 vs. Temple (9/2/16)  
Hitting percentage..... 1.00 at Temple (9/2/16)  
Assists..... 2 (3x)  
Aces..... 4 vs. Robert Morris (9/1/18)  
Digs..... 11 (2x)  
Blocks.....

**2018 MATCH-BY-MATCH STATS**

Date	Opponent	sp	k	e	ts	ptc	a	ts	ptc	sa	se	ts	ptc	re	ts	ptc	dig	bs	ba	be	total	bhe	points	h% score				
Aug 24, 2018	vs USC Upstate	3	0	0	0	0.000	0	1	1.000	0	0	3	1.000	1	2	500	1	0	0	0	0	0	0	0	0	395	3-0	
Aug 25, 2018	vs Presbyterian	1	0	0	0	0.000	0	1	1.000	0	0	1	1.000	0	3	1.000	1	0	0	0	0	0	0	0	0	205	3-0	
Aug 25, 2018	at Charlotte	2	0	0	0	0.000	0	0	0.000	0	0	6	1.000	0	0	0.000	1	0	0	0	0	0	0	0	0	191	3-2	
Aug 31, 2018	WILLIAM & MARY	3	0	0	0	0.000	0	1	1.000	0	0	1	1.000	0	3	1.000	1	0	0	0	0	0	0	0	0	362	3-0	
Sep 01, 2018	ROBERT MORRIS	4	0	0	0	0.000	1	1	1.000	4	0	12	1.000	0	3	1.000	4	0	0	0	0	0	0	0	0	227	3-1	
Sep 07, 2018	vs IUPUI	4	0	0	0	0.000	1	1	1.000	1	0	4	1.000	0	1	1.000	0	0	0	0	0	0	0	0	0	285	3-1	
Sep 07, 2018	at Ohio	3	0	0	0	0.000	0	1	1.000	0	1	7	857	0	0	0.000	0	0	0	0	0	0	0	0	0	331	3-1	
Sep 08, 2018	vs Samford	1	0	0	0	0.000	0	0	0.000	0	0	0	0.000	0	3	1.000	1	0	0	0	0	0	0	0	0	140	0-3	
Sep 11, 2018	VCU	2	0	0	0	0.000	0	0	0.000	1	0	4	1.000	0	0	0.000	0	0	0	0	0	0	0	0	0	301	3-0	
Sep 15, 2018	vs Baylor	1	0	0	0	0.000	0	5	1.000	0	1	10	300	0	11	1.000	4	0	0	0	0	0	0	0	0	208	0-3	
Sep 16, 2018	at UTSA	1	0	0	0	0.000	0	0	0.000	0	0	0	0.000	0	7	1.000	0	0	0	0	0	0	0	0	0	262	1-3	
Oct 07, 2018	at Clemson	1	0	0	0	0.000	0	0	0.000	0	0	3	1.000	0	2	1.000	0	0	0	0	0	0	0	0	0	151	0-3	
Oct 12, 2018	at Louisville	3	0	0	0	0.000	0	3	1.000	0	0	0	0.000	0	5	1.000	3	0	0	0	0	0	0	0	0	112	0-3	
Oct 12, 2018	at Louisville	3	0	0	0	0.000	1	1	1.000	6	2	51	361	1	40	375	16	0	0	0	0	0	0	0	0	0	0	0

Sets played: 31  
Assists per set: 0.03  
Service aces per set: 0.19  
Digs per set: 0.52



**MELODY CALOYANNIDES** (Cal-oh-yahn-EE-dis)

Junioe | 6-0  
OH | Reston, Va.

High School/Club Team  
South Lakes | Dulles

Major: General Engineering

21

**AT THE NET**

- Will miss season due to injury.
- Played in eight matches in 2018.
- Logged four kills against Georgia Tech, a new career high, as well as a season-high two digs.
- Followed that performance with another four kills against Clemson, while setting a new career high in digs with 11 and blocks with two.
- Scooped up a dig against Radford in the home opener.
- Appeared in eight matches with one start in 2016.
- Had two kills, two blocks and a dig in her first collegiate match against Ohio (9/16).
- Tallied two blocks at Duke (10/9).
- Posted three digs and a block at Pitt (11/23).
- 2014 All-6A North Region honorable mention.
- Three-time all-conference selection at South Lakes HS.

**SEASON HIGHS**

Kills .....  
Hitting percentage.....  
Assists.....  
Aces.....  
Digs .....  
Blocks.....

**CAREER HIGHS**

Kills ..... 4 (2x)  
Hitting percentage..... 1.00 vs. NC State (10/30/16)  
Assists..... 1 (3x)  
Aces.....  
Digs..... 11 vs. Clemson (11/5/17)  
Blocks..... 2 (3x)

**2017 MATCH-BY-MATCH STATS**

Date	Opponent	sp	k	e	ts	ptc	a	ts	ptc	sa	se	ts	ptc	re	ts	ptc	dig	bs	ba	be	total	bhe	points	h% score					
Sep 15, 2017	RADFORD	1	0	0	2	0.000	0	-	-	0	0	-	-	0	0	0.000	0	0	0	0	0	0	0	0	0	0	0	0	
Sep 16, 2017	ETSU	1	0	2	2	-1.000	0	-	-	0	0	-	-	0	0	0.000	0	0	0	0	0	0	0	0	0	0	0	0	
Nov 03, 2017	GEORGIA TECH	1	4	0	11	364	1	-	-	0	0	-	-	0	6	1.000	2	0	0	1	0	0	0	0	0	0	0	198	0-3
Nov 05, 2017	CLEMSON	4	4	4	12	0.000	1	-	-	0	1	-	-	0	7	1.000	11	0	2	0	2	0	0	0	0	0	273	3-1	
Nov 10, 2017	at Notre Dame	2	0	2	2	-1.000	0	-	-	0	1	-	-	0	8	1.000	3	0	0	0	0	0	0	0	0	0	0	0	
Nov 12, 2017	at Louisville	2	0	1	1	-1.000	1	-	-	0	1	-	-	1	7	857	3	0	0	0	0	0	0	0	0	0	0	0	
Nov 17, 2017	FLORIDA STATE	2	0	1	1	-1.000	0	-	-	0	0	-	-	0	0	0.000	0	0	0	0	0	0	0	0	0	0	0	0	
Nov 19, 2017	MIAMI	2	0	0	0	0.000	0	-	-	0	0	-	-	1	10	900	20	0	2	1	2	0	0	0	0	0	205	0-3	
Totals		16	8	10	31	-0.000	3	-	-	0	3	-	-	2	45	564	24	0	2	1	2	0	0	0	0	0	0	0	

Sets played: 15  
Kills per set: 0.53  
Assists per set: 0.20  
Digs per set: 1.47  
Blocks per set: 0.13







## KAI YOUNG

Sophomore | 5-11  
MB | Charlotte, N.C.

High School/Club Team  
Charlotte Christian | Carolina Union

Major: Public Relations

# 22

### AT THE NET

- Collected three blocks at then-No. 22 Louisville (10/12).
- Had two kills and a block against Georgia Tech (10/5).
- Recorded five kills and two blocks against NC State (9/30).
- Posted four kills on a hitting percentage of .375 with three blocks against rival Virginia (9/23).
- Tallied a kill and four blocks against then-No. 9 Pitt (9/21).
- Registered four kills on a .571 clip with her second-most blocks on the season (5) versus VCU (9/11).
- Played her best match yet against Charlotte (8/25), posting two career highs – 13 kills, eight blocks.
- Played in 17 matches, drawing two starts in 2017.
- Set two then-career highs with seven kills and seven blocks vs. Boston College.
- Played volleyball and ran track at Charlotte Christian.
- Father, Bryant Young, played football at Notre Dame and was a 14-year NFL veteran with the San Francisco 49ers, earning four Pro Bowls and a XXIX Super Bowl ring. He currently coaches the defensive line for the Atlanta Falcons.
- Mother ran track at Notre Dame.

### SEASON HIGHS

Kills ..... 13 at Charlotte (8/25/18)  
 Hitting percentage......571 vs. VCU (9/11/18)  
 Assists..... 1 (2x)  
 Aces.....  
 Digs ..... 1 (7x)  
 Blocks.....8 at Charlotte (8/25/18)

### CAREER HIGHS

Kills ..... 13 at Charlotte (8/25/18)  
 Hitting percentage..... 1.00 (3x)  
 Assists..... 1 (2x)  
 Aces.....  
 Digs ..... 1 (7x)  
 Blocks.....8 at Charlotte (8/25/18)

### 2018 MATCH-BY-MATCH STATS

Date	Opponent	sp	k	e	ta	pr	a	sa	se	sa	se	pr	re	re	pr	dig	bs	ba	bl	total	bhe	points	team		
Aug 24, 2018	vs USC Upstate	6	2	13	338	0	1	0	0	0	0	0	0	0	0	0	0	3	0	3	0	0	-395	3-0	
Aug 25, 2018	vs Presbyterian	3	5	5	14	0	0	0	0	0	0	0	0	0	0	0	1	0	3	0	3	0	-205	3-0	
Aug 25, 2018	at Charlotte	13	13	5	27	298	0	0	0	0	0	0	0	0	0	0	0	8	2	8	0	0	-191	3-2	
Aug 31, 2018	WILLIAM & MARY	3	3	2	8	125	0	0	0	0	0	0	0	0	0	0	0	2	0	2	0	0	-382	3-0	
Aug 31, 2018	CAMPBELL	3	5	1	13	308	0	0	0	0	0	0	0	0	0	0	0	2	0	2	0	0	-318	3-0	
Sep 07, 2018	at IUPUI	1	1	3	8	333	0	0	0	0	0	0	0	0	0	0	0	0	0	0	0	0	-227	3-1	
Sep 07, 2018	ROBERT MORRIS	6	2	13	308	0	1	0	0	0	0	0	0	0	0	0	0	5	0	5	0	0	-285	3-1	
Sep 07, 2018	vs Baylor	3	1	3	8	250	0	0	0	0	0	0	0	0	0	0	0	2	0	2	0	0	-331	3-1	
Sep 08, 2018	vs Stanford	2	0	2	1	000	0	0	0	0	0	0	0	0	0	0	0	1	0	1	0	0	-140	0-3	
Sep 11, 2018	VCU	4	0	7	571	0	0	0	0	0	0	0	0	0	0	0	0	4	0	4	0	0	-092	0-3	
Sep 15, 2018	vs Baylor	3	0	1	0	000	0	0	0	0	0	0	0	0	0	0	0	0	2	0	2	0	0	-206	0-3
Sep 16, 2018	at UTAH	2	0	0	1	000	1	1	1	0	0	0	0	0	0	0	0	0	0	0	0	0	-262	1-3	
Sep 21, 2018	PITT	3	1	6	000	0	1	2	0	0	0	0	0	0	0	0	0	4	0	4	0	0	-092	0-3	
Sep 23, 2018	VIRGINIA	3	4	1	8	375	0	0	0	0	0	0	0	0	0	0	0	3	1	3	0	0	-272	3-0	
Sep 28, 2018	NORTH CAROLINA	2	0	4	500	1	2	500	0	0	0	0	0	0	0	0	0	4	0	4	0	0	-209	3-0	
Sep 30, 2018	NC STATE	4	5	3	13	154	0	0	0	0	0	0	0	0	0	0	0	2	3	2	0	0	-113	1-3	
Oct 05, 2018	at Georgia Tech	3	2	1	5	200	0	1	0	0	0	0	0	0	0	0	0	1	1	1	0	0	-301	3-0	
Oct 07, 2018	at Clemson	2	0	2	4	500	0	0	0	0	0	0	0	0	0	0	0	0	3	0	0	0	-151	0-3	
Oct 12, 2018	at Louisville	2	0	0	3	000	0	0	0	0	0	0	0	0	0	0	0	1	0	1	0	0	-112	0-3	
Oct 14, 2018	at Notre Dame	1	1	0	2	500	0	0	0	0	0	0	0	0	0	0	0	0	2	0	0	0	-126	0-3	
Totals		57	61	31	158	190	2	9	222	0	0	0	0	0	0	0	0	48	16	48	0	0	-		

Sets played: 57  
 Kills per set: 1.07  
 Assists per set: 0.04  
 Digs per set: 0.12  
 Blocks per set: 0.84



## TALYN JACKSON

Freshman | 5-11  
S | Gardnerville, Nev.

High School/Club Team  
Douglas | Silve State

Major: Unviersity Studies

# 23

### AT THE NET

- Had nine assists, one dig and a block at Notre Dame (10/14).
- Collected three assists and one dig at then-No. 22 Louisville (10/12).
- Posted eight assists, three digs and a block vs. NC State (9/30).
- Recorded nine assists, two digs and a kill versus IUPUI (9/7).
- Filled in for setter Rhegan Mitchell against Robert Morris (9/1), drawing her first start and did not disappoint by posting 45 assists, 13 digs, two aces – all career highs – and two blocks.
- Collected 15 assists, two kills and a dig versus Campbell (8/31).
- Set a career-high four blocks and posted 11 assists against William & Mary (8/31).
- Tallied 11 assists and a two blocks against Charlotte (8/25).
- Had nine assists, a kill, dig and block vs. Presbyterian (8/25).
- Dished out 16 assists and put down four kills in her debut against USC Upstate (8/24).
- Enrolled in January, practicing with the team this past spring and playing in its scrimmages.
- Four-year varsity letterwinner coached by Suzi Townsell at Douglas.
- Named to the Class of 2018 Senior Aces Top 150.
- Tabbed Soph79 by PrepVolleyball.com.
- Recognized Frosh59 by PrepVolleyball.com.
- USA Volleyball High Performance Indoor Girls' Select National A1 Team member.
- NIAA All-State selection.
- NIACC All-State 4A Academic Team.
- 2017 All-League Player of the Year.

### SEASON/CAREER HIGHS

Kills ..... 4 (x2)  
 Hitting percentage..... 1.00 vs. Campbell (8/31/18)  
 Assists ..... 45 vs. Robert Morris (9/1/18)  
 Aces..... 2 vs. Robert Morris (9/1/18)  
 Digs..... 13 vs. Robert Morris (9/1/18)  
 Blocks..... 4 vs. William & Mary (8/31/18)

### 2018 MATCH-BY-MATCH STATS

Date	Opponent	sp	k	e	ta	pr	a	sa	se	sa	se	pr	re	re	pr	dig	bs	ba	bl	total	bhe	points	team	
Aug 24, 2018	vs USC Upstate	3	4	0	5	800	16	24	667	0	0	0	0	0	0	0	0	1	2	1	0	0	-395	3-0
Aug 25, 2018	vs Presbyterian	3	1	0	5	200	9	34	266	0	0	0	0	0	0	0	0	1	1	1	0	1	-205	3-0
Aug 25, 2018	at Charlotte	2	0	0	2	000	11	23	478	0	0	0	0	0	0	0	0	2	0	2	0	0	-191	3-2
Aug 31, 2018	WILLIAM & MARY	3	1	0	2	500	11	20	559	0	0	0	0	0	0	0	0	4	0	4	0	0	-382	3-0
Aug 31, 2018	CAMPBELL	3	2	0	2	1000	15	30	500	0	0	0	0	0	0	0	0	0	0	0	0	0	-318	3-0
Sep 01, 2018	ROBERT MORRIS	4	4	2	7	286	45	114	356	2	0	18	1000	0	0	0	0	0	0	0	0	0	-227	3-1
Sep 07, 2018	vs IUPUI	4	1	0	4	250	9	29	310	0	0	0	0	0	0	0	0	2	0	0	0	0	-285	3-1
Sep 07, 2018	at Ohio	1	0	1	2	500	3	10	300	0	0	0	0	0	0	0	0	0	0	0	0	0	-331	3-1
Sep 08, 2018	vs Stanford	1	0	0	0	000	0	5	000	0	0	0	0	0	0	0	0	0	0	0	0	0	-140	0-3
Sep 30, 2018	NC STATE	2	1	0	2	500	8	30	267	0	0	2	1000	0	0	0	0	0	0	0	0	0	-113	1-3
Oct 12, 2018	at Louisville	1	0	0	1	000	3	13	231	0	0	2	1000	0	0	0	0	0	0	0	0	0	-112	0-3
Oct 14, 2018	at Notre Dame	2	0	0	3	000	9	19	300	0	0	0	0	0	0	0	0	0	1	0	1	0	-126	0-3
Totals		29	14	3	35	314	139	342	406	2	0	22	1000	0	0	0	0	12	3	12	0	4	-	

Sets played: 29  
 Kills per set: 0.48  
 Assists per set: 0.79  
 Service aces per set: 0.07  
 Digs per set: 0.86  
 Blocks per set: 0.41



## 2018 NCAA STATS

Statistic	National Rank	Conference Rank	Value	National Leader	Value	Conference Leader	Value
Aces Per Set (334 ranked)	49	3	1.53	Denver	2.10	Miami (FL)	1.64
Assists Per Set (334 ranked)	109	7	12.17	Fla. Atlantic	14.83	Pittsburgh	13.80
Blocks Per Set (334 ranked)	124	11	2.13	Stanford	3.18	Syracuse	2.90
Digs Per Set (334 ranked)	270	7	13.58	Northern Ky.	19.82	Notre Dame	16.48
Hitting Percentage (334 ranked)	74	8	0.233	BYU	0.328	Pittsburgh	0.309
Kills Per Set (334 ranked)	99	5	13.11	Fla. Atlantic	15.68	Pittsburgh	14.61
Match W-L Pctg. (333 ranked)	89	4	0.632	Pittsburgh BYU	1.000 1.000	Pittsburgh	1.000
Opp Hitting Percentage (334 ranked)	143	6	0.194	Nebraska	0.127	Notre Dame	0.159
Team Assists (334 ranked)	246	13	779	Bryant	1,188	Clemson	993
Team Attacks Per Set (334 ranked)	279	11	33.17	IUPUI	41.51	Notre Dame	37.95
Team Digs (334 ranked)	299	12	869	North Dakota	1,588	Georgia Tech	1,206
Team Kills (334 ranked)	238	12	839	Bryant	1,269	Clemson	1,043
Team Service Aces (334 ranked)	131	4	98	UNLV	155	Notre Dame	104
Team Total Attacks (334 ranked)	305	13	2,123	North Dakota	3,461	Georgia Tech	2,737
Team Total Blocks (334 ranked)	210	14	136.0	Charlotte	240.0	Syracuse	191.5

Statistic	Player	National Rank	Conference Rank	Value	National Leader	Value	Conference Leader	Value
Aces Per Set (144 ranked)	Ester Talamazzi	73	2	0.38	Mariena Hayden, UNLV	0.89	Andie Shelton, Duke	0.39
Assists Per Set (150 ranked)	Rhegan Mitchell	147	9	8.83	Jenna Gray, Stanford	12.79	Wilma Rivera, Louisville	10.95
Attacks Per Set (150 ranked)					Lindsey Ruddins, UC Santa Barbara	14.39	Jemma Yeadon, Notre Dame	11.36
Blocks Per Set (300 ranked)	Marisa Cerchio	64	7	1.20	Reed Copeland, Wyoming	1.76	Taryn Knuth, Florida St.	1.56
Digs Per Set (150 ranked)					Kallie Seimet, Bowling Green	6.54	Ryann DeJarld, Notre Dame	5.15
Hitting Percentage (150 ranked)	Jaila Tolbert	128	10	0.327	Hannah Hill, Weber St.	0.448	Jasmine Bennett, Louisville	0.416
Kills Per Set (150 ranked)	Kaity Smith	112	8	3.58	Jordan Thompson, Cincinnati	6.28	Polina Shemanova, Syracuse	4.42
Kills SG Highs (0 ranked)								
Points (150 ranked)					Jordan Thompson, Cincinnati	550.5	Mariana Brambilla, Georgia Tech	325.0
Points Per Set (150 ranked)	Kaity Smith	113	9	4.05	Jordan Thompson, Cincinnati	6.88	Polina Shemanova, Syracuse	4.85
Service Aces (139 ranked)	Ester Talamazzi	118	2	24	Mariena Hayden, UNLV	68	Kayla Lund, Pittsburgh	25
Total Assists (150 ranked)					Taylor Anderton, Samford	981	Gabby Easton, Clemson	863
Total Attacks (150 ranked)					Jordan Thompson, Cincinnati	1,094	Mariana Brambilla, Georgia Tech	817
Total Blocks (200 ranked)	Marisa Cerchio	123	7	77	Veronica Marin, Little Rock	137	Taryn Knuth, Florida St.	103
Total Digs (300 ranked)					Yumi Garcia, Charlotte	544	Ryann DeJarld, Notre Dame	340
Total Kills (148 ranked)					Jordan Thompson, Cincinnati	502	Mariana Brambilla, Georgia Tech	293
Triple Doubles (14 ranked)					Mason Rooney, Davidson	5	Andie Shelton, Duke	3



## 2018 BOX SCORES



### Volleyball Box Score The Automated ScoreBook USC Upstate vs Virginia Tech (Aug 24, 2018 at Charlotte, N.C.)



#	USC Upstate	Attack				Ast	Serve			Block				Pts		
		S	K	E	TA		Pct	SA	SE	RE	Dig	BS	BA		BE	BH
5	HAAKE, Madison	3	2	2	8	.000	19	1	0	0	8	0	1	0	0	-
6	PHILLIPS, Lauren	3	7	6	24	.042	1	1	1	0	6	0	0	0	0	-
7	DUNCAN, Payton	3	4	5	20	-.050	1	0	0	0	3	0	0	0	0	-
8	DEMPSEY, Lily	2	1	4	8	-.375	0	2	1	0	2	0	1	0	0	-
11	RUSSELL, Emily	3	7	4	21	.143	0	0	0	0	1	0	0	2	0	-
15	KIRKPATRICK, McKenna	3	4	2	13	.154	0	0	0	1	1	0	2	1	0	-
2	MARCUM, Mackenzie	3	0	0	0	.000	3	0	1	1	6	0	0	0	0	-
3	DEAVILLE, Morgan	1	0	0	0	.000	0	0	0	1	0	0	0	0	0	-
12	LAUER, Mackenzie	2	1	2	5	-.200	0	0	0	0	1	0	0	0	0	-
Totals		3	26	25	99	.010	24	4	3	3	28	0	4	3	0	-

**Team Attack By Set**

Set	K	E	TA	Pct
1	7	10	30	-.100
2	12	6	33	.182
3	7	9	36	-.056

TOTAL TEAM BLOCKS: 2.0

**SET SCORES**

USC Upstate (0)	1	2	3
Virginia Tech (3)	14	18	15

**Team Records:** USC Upstate (0) 0-1, Virginia Tech (3) 1-0

#	Virginia Tech	Attack				Ast	Serve			Block				Pts		
		S	K	E	TA		Pct	SA	SE	RE	Dig	BS	BA		BE	BH
1	Kaity Smith	3	14	1	22	.591	0	0	1	0	4	0	2	0	0	-
4	Jaila Tolbert	3	7	0	11	.636	0	0	0	0	3	0	5	0	0	-
9	Rhegan Mitchell	3	1	0	3	.333	14	0	0	0	9	0	0	0	2	-
14	Ester Talamazzi	3	7	4	19	.158	0	2	1	1	9	0	1	0	0	-
19	Marisa Cerchio	3	5	3	12	.167	0	0	1	0	0	0	5	0	0	-
22	Kai Young	3	6	2	13	.308	0	0	0	0	0	0	3	0	0	-
5	Carol Rafferty	3	0	0	1	.000	7	0	1	2	5	0	0	0	0	-
6	Angel Robinson	1	0	0	0	.000	0	0	0	0	0	0	1	0	0	-
10	Kylie Thomas	3	0	0	0	.000	4	1	1	0	8	0	0	0	0	-
20	Abby McKinzie	3	4	0	5	.800	0	0	0	1	1	0	0	0	0	-
23	Talyn Jackson	3	4	0	5	.800	16	0	0	0	1	0	1	2	0	-
Totals		3	44	10	86	.395	41	3	5	4	40	0	18	2	2	-

**Team Attack By Set**

Set	K	E	TA	Pct
1	13	3	25	.400
2	17	3	33	.424
3	14	4	28	.357

TOTAL TEAM BLOCKS: 9.0

Site: Charlotte, N.C. (Halton Arena)  
Date: Aug 24, 2018 Attend: 1411 Time: 1:05  
Referees: Doug Fagan, Suzanne Dodd  
Line judges: Quentin McDaniel, Wayne Burgamy



### Volleyball Box Score The Automated ScoreBook Presbyterian vs Virginia Tech (Aug 25, 2018 at Charlotte, N.C.)



#	Presbyterian	Attack				Ast	Serve			Block				Pts		
		S	K	E	TA		Pct	SA	SE	RE	Dig	BS	BA		BE	BH
3	COOKE, Erin	3	6	4	17	.118	13	0	0	0	8	0	1	0	1	-
9	WILLIAMS, Trinity	3	9	5	23	.174	1	0	2	2	6	0	1	0	0	-
10	EULTZ, Erin	3	1	4	16	-.188	0	0	0	3	9	0	2	0	0	-
14	WRIGHT, Allie	3	4	2	14	.143	0	1	0	0	1	1	1	0	0	-
15	DE JONG, Sydney	3	4	1	12	.250	0	0	0	0	0	0	4	0	0	-
21	JONES, Sierra	3	0	0	1	.000	10	0	0	0	0	1	0	0	0	-
1	GOSNELL, Daley	3	0	0	2	.000	2	0	0	1	14	0	0	0	0	-
8	TALBERT, Lauren	1	0	1	2	-.500	0	0	1	1	0	0	0	0	0	-
23	FARMER, Taylor	1	0	0	0	.000	0	0	0	0	3	0	0	0	0	-
25	DAVIS, Sierra	3	4	2	14	.143	0	0	0	0	0	0	1	0	0	-
Totals		3	28	19	101	.089	26	1	3	7	42	1	10	0	2	-

**Team Attack By Set**

Set	K	E	TA	Pct
1	13	8	41	.122
2	6	4	23	.087
3	9	7	37	.054

TOTAL TEAM BLOCKS: 6.0

**SET SCORES**

Presbyterian (0)	1	2	3
Virginia Tech (3)	22	11	21

**Team Records:** Presbyterian (0) 0-3, Virginia Tech (3) 2-0

#	Virginia Tech	Attack				Ast	Serve			Block				Pts		
		S	K	E	TA		Pct	SA	SE	RE	Dig	BS	BA		BE	BH
1	Kaity Smith	3	13	1	25	.480	0	1	2	0	15	0	0	0	0	-
4	Jaila Tolbert	3	8	6	18	.111	0	0	0	0	1	0	3	0	0	-
9	Rhegan Mitchell	3	0	0	0	.000	23	0	0	0	6	0	0	0	1	-
14	Ester Talamazzi	3	8	4	27	.148	0	0	0	0	13	0	2	0	0	-
19	Marisa Cerchio	3	7	3	19	.211	0	3	0	0	0	1	3	0	0	-
22	Kai Young	3	5	5	14	.000	0	0	0	0	1	0	3	0	0	-
5	Carol Rafferty	3	0	0	0	.000	5	2	1	0	5	0	0	0	0	-
6	Angel Robinson	1	1	0	2	.500	0	0	0	1	0	0	0	0	0	-
7	Tessa Wynner	1	0	1	2	-.500	1	0	1	0	0	0	0	0	0	-
10	Kylie Thomas	3	0	0	0	.000	1	1	0	0	6	0	0	0	0	-
20	Abby McKinzie	1	0	0	0	.000	0	0	0	0	1	0	0	0	0	-
23	Talyn Jackson	3	1	0	5	.200	9	0	0	0	1	0	1	1	1	-
Totals		3	43	20	112	.205	39	7	3	1	49	1	12	1	2	-

**Team Attack By Set**

Set	K	E	TA	Pct
1	12	8	41	.098
2	15	2	28	.464
3	16	10	43	.140

TOTAL TEAM BLOCKS: 7.0

Site: Charlotte, N.C. (Halton Arena)  
Date: Aug 25, 2018 Attend: 1411 Time: 1:13  
Referees: Suzanne Dodd, Debbie McLamb  
Line judges: Douglas Reed, Regina Battle



### Volleyball Box Score The Automated ScoreBook Virginia Tech vs Charlotte (Aug 25, 2018 at Charlotte, N.C.)



#	Virginia Tech	Attack				Ast	Serve			Block				Pts		
		S	K	E	TA		Pct	SA	SE	RE	Dig	BS	BA		BE	BH
1	Kaity Smith	5	14	13	38	.026	2	1	2	0	14	0	1	0	0	-
4	Jaila Tolbert	5	14	5	30	.300	0	0	0	0	4	0	6	0	0	-
9	Rhegan Mitchell	5	4	0	8	.500	48	0	1	0	9	0	5	0	0	-
14	Ester Talamazzi	5	9	7	32	.062	0	0	0	2	22	0	3	2	0	-
19	Marisa Cerchio	5	15	5	41	.244	1	1	2	0	1	1	9	0	0	-
22	Kai Young	5	13	5	27	.296	0	0	0	1	0	8	2	0	0	-
5	Carol Rafferty	5	0	0	0	.000	4	1	1	3	20	0	0	0	0	-
10	Kylie Thomas	5	0	0	0	.000	1	1	0	3	19	0	0	0	0	-
20	Abby McKinzie	2	0	0	0	.000	0	0	0	0	1	0	0	0	0	-
23	Talyn Jackson	2	0	0	2	.000	11	0	0	0	0	2	0	0	0	-
Team										1						-
Totals		5	69	35	178	.191	67	4	6	7	81	1	34	4	0	-

**Team Attack By Set**

Set	K	E	TA	Pct
1	13	7	30	.200
2	16	10	45	.133
3	16	7	43	.209
4	15	8	40	.175
5	9	3	20	.300

TOTAL TEAM BLOCKS: 18.0

**SET SCORES**

Virginia Tech (3)	1	2	3	4	5
Charlotte (2)	15	24	25	25	15

**Team Records:** Virginia Tech (3) 3-0, Charlotte (2) 2-2

#	Charlotte	Attack				Ast	Serve			Block				Pts		
		S	K	E	TA		Pct	SA	SE	RE	Dig	BS	BA		BE	BH
1	RICHARDSON, Reena	5	17	6	41	.268	0	1	0	1	7	0	1	1	0	-
2	CURTISS, Jannelle	5	5	1	21	.190	0	0	0	0	2	0	7	1	0	-
7	ROWAN, Sydney	5	13	10	53	.057	0	1	0	1	11	0	0	0	0	-
11	STEELE, Nya	5	0	0	2	.000	27	1	0	0	10	0	0	0	0	-
15	GALLOWAY, Tyra	5	4	0	10	.400	0	0	3	0	0	4	6	3	0	-
18	STONER, Jocelyn	5	6	1	16	.312	0	0	0	0	0	1	5	1	0	-
4	PERRENS, Sofie	5	0	0	0	.000	18	2	2	0	5	0	0	0	0	-
6	BERG, Taylor	3	0	0	0	.000	0	0	0	0	2	0	0	0	0	-
13	GARCIA, Yumi	5	0	2	2	-.1000	2	1	1	1	23	0	0	0	0	-
16	SHAW, Molly	5	4	2	19	.105	0	0	0	2	0	3	1	0	0	-
17	HEHR, Kennedy	2	0	0	0	.000	0	1	1	0	1	0	0	0	0	-
Team										1						-
Totals		5	49	22	164	.165	47	7	8	4	63	5	22	7	0	-

**Team Attack By Set**

Set	K	E	TA	Pct
1	13	1	23	.522
2	13	4	45	.200
3	10	7	34	.088
4	9	5	37	.108
5	4	5	25	-.040

TOTAL TEAM BLOCKS: 16.0

Site: Charlotte, N.C. (Halton Arena)  
Date: Aug 25, 2018 Attend: 1411 Time: 2:08  
Referees: Doug Fagan, Bonnie O'Connor  
Line judges: Ronald Goubeaux, Robert Jeffries



### Volleyball Box Score The Automated ScoreBook William & Mary vs Virginia Tech (Aug 31, 2018





## 2018 BOX SCORES



**Volleyball Box Score**  
**The Automated ScoreBook**  
Samford vs Virginia Tech (Sep 08, 2018 at Athens, Ohio)



#	Samford	Attack				Ast	Serve			Block				Pts		
		S	K	E	TA		Pct	SA	SE	RE	Dig	BS	BA		BE	BH
2	Taylor Anderton	3	0	1	2	-.500	42	1	2	0	9	0	1	0	0	-
3	Shayla Phillip	3	10	1	12	.750	0	0	0	0	1	3	1	0	0	-
4	Krista Boesing	3	19	6	34	.382	0	0	0	2	0	1	0	0	0	-
5	Lauren Deaton	3	8	1	20	.350	0	0	2	0	6	0	1	0	0	-
8	Kelsi Hobbs	3	8	5	26	.115	0	0	3	0	6	0	2	0	0	-
13	Briana Holmes	3	1	1	4	.000	0	0	0	0	0	2	1	0	0	-
12	Grace Tiesman	3	0	0	0	.000	0	0	3	0	12	0	0	0	0	-
15	Alana Schouten	3	0	0	0	.000	1	1	1	0	1	0	0	0	0	-
16	Courtney Johnson	3	0	0	0	.000	0	2	1	0	3	0	0	0	0	-
18	Camryn Pierce	1	0	0	0	.000	0	0	0	0	1	0	0	0	0	-
Totals		3	46	15	98	.316	43	4	12	0	40	1	10	2	0	-

**Team Attack By Set**

Set	K	E	TA	Pct
1	15	6	31	.290
2	14	6	32	.250
3	17	3	35	.400

TOTAL TEAM BLOCKS: 6.0

**SET SCORES**

	1	2	3	Team Records:
Samford (3)	25	25	25	4-6
Virginia Tech (0)	18	20	16	8-1

#	Virginia Tech	Attack				Ast	Serve			Block				Pts		
		S	K	E	TA		Pct	SA	SE	RE	Dig	BS	BA		BE	BH
1	Kaity Smith	3	5	2	25	.120	1	0	3	2	7	0	0	0	0	-
4	Jaila Tolbert	3	8	3	14	.357	0	0	0	2	0	1	0	0	0	-
9	Rhegan Mitchell	3	1	0	3	.333	19	0	2	0	8	0	1	1	0	-
14	Ester Talamazzi	3	6	4	21	.095	1	0	0	1	2	0	1	0	0	-
19	Marisa Cerchio	3	6	2	17	.235	0	0	1	1	0	1	2	0	0	-
22	Kai Young	2	0	2	2	-1.000	0	0	0	0	0	0	1	0	0	-
5	Carol Raffety	3	0	0	0	.000	4	0	0	0	11	0	0	0	0	-
6	Angel Robinson	2	0	1	3	-.333	0	0	0	0	0	0	0	0	0	-
7	Tessa Wyner	1	0	0	1	.000	0	0	0	0	0	0	0	0	0	-
10	Kylie Thomas	3	0	0	0	.000	0	0	0	0	3	0	0	0	0	-
20	Abby McKinzie	1	0	0	0	.000	0	0	0	0	1	0	0	0	0	-
23	Talyn Jackson	1	0	0	0	.000	0	0	0	0	0	0	0	0	0	-
Totals		3	26	14	86	.140	25	0	6	4	34	1	6	1	0	-

**Team Attack By Set**

Set	K	E	TA	Pct
1	11	5	31	.194
2	8	4	25	.160
3	7	5	30	.067

Site: Athens, Ohio (Convocation Center)  
Date: Sep 08, 2018 Attend: 405 Time: 1:24  
Referees: Anthony Hines, Scott Mourier  
Line judges: Beth Dunlap, Steve Chiki



**Volleyball Box Score**  
**The Automated ScoreBook**  
VCU vs Virginia Tech (Sep 11, 2018 at Blacksburg, Va.)



#	VCU	Attack				Ast	Serve			Block				Pts		
		S	K	E	TA		Pct	SA	SE	RE	Dig	BS	BA		BE	BH
2	SNEED, Jasmin	3	2	1	7	.143	0	0	1	0	0	0	3	0	0	-
5	ARD, Dajah	3	0	0	0	.000	18	0	0	0	4	0	0	0	0	-
14	GIOMMARINI, Vicky	3	15	5	28	.357	1	1	0	1	9	0	0	0	0	-
15	BALDWIN, Tori	3	5	2	11	.273	0	0	0	0	1	0	4	0	0	-
17	TUZZOLO, Gina	3	10	6	24	.167	3	1	0	0	1	0	5	0	0	-
18	NECIPORUKA, Paula	3	3	3	17	.000	0	0	0	1	7	0	0	0	0	-
1	SIMPSON, Madalon	3	0	1	1	-1.000	1	0	1	1	16	0	0	0	0	-
6	DRAPER, Alyna	1	0	0	0	.000	0	0	0	0	0	0	0	0	0	-
8	ADLER, Julia	3	0	5	7	-.714	0	0	0	0	0	0	0	2	0	-
10	SROUFE, Tyler	1	0	0	0	.000	3	0	0	0	2	0	0	0	0	-
13	CHOUNTA, Iro	2	1	1	7	.000	0	0	0	0	0	0	0	0	0	-
16	DAVID, Dani Jo	2	0	0	0	.000	9	0	1	0	0	0	0	0	0	-
Team										1						-
Totals		3	36	24	102	.118	35	2	3	4	40	0	14	0	0	-

**Team Attack By Set**

Set	K	E	TA	Pct
1	8	7	27	.037
2	14	9	37	.135
3	14	8	38	.158

TOTAL TEAM BLOCKS: 7.0

**SET SCORES**

	1	2	3	Team Records:
VCU (0)	16	18	21	4-7
Virginia Tech (3)	25	25	25	9-1

#	Virginia Tech	Attack				Ast	Serve			Block				Pts		
		S	K	E	TA		Pct	SA	SE	RE	Dig	BS	BA		BE	BH
1	Kaity Smith	3	7	6	25	.040	0	0	1	2	4	0	1	0	0	-
4	Jaila Tolbert	3	10	0	16	.625	0	0	0	0	2	1	3	0	0	-
9	Rhegan Mitchell	3	4	0	5	.800	36	1	0	0	5	0	0	0	0	-
14	Ester Talamazzi	3	10	6	31	.129	1	0	1	0	7	0	3	0	0	-
19	Marisa Cerchio	3	8	0	19	.421	0	1	1	0	0	0	2	0	0	-
22	Kai Young	3	4	4	7	.571	0	0	0	0	17	0	0	0	0	-
5	Carol Raffety	3	0	0	0	.000	4	1	0	0	0	0	0	0	0	-
10	Kylie Thomas	3	0	0	0	.000	0	0	1	0	4	0	0	0	0	-
20	Abby McKinzie	2	0	0	0	.000	0	1	0	0	0	0	0	0	0	-
Totals		3	43	12	103	.301	41	4	4	2	39	1	14	0	0	-

**Team Attack By Set**

Set	K	E	TA	Pct
1	15	5	32	.312
2	15	3	36	.333
3	13	4	35	.257

Site: Blacksburg, Va. (Cassell Coliseum)  
Date: Sep 11, 2018 Attend: 818 Time: 1:24  
Referees: Ray Mink, Daniel Leake  
Line judges: Doug Mabry, Ellen Hawks



**Volleyball Box Score**  
**The Automated ScoreBook**  
#18 Baylor vs Virginia Tech (Sep 15, 2018 at San Antonio, Texas)



#	Baylor	Attack				Ast	Serve			Block				Pts		
		S	K	E	TA		Pct	SA	SE	RE	Dig	BS	BA		BE	BH
5	Fanning, Shelly	3	11	4	19	.526	0	0	1	0	1	0	3	0	0	-
8	Philo, Aniah	3	12	1	22	.364	0	0	1	1	10	0	0	1	1	-
12	Thomas, Nicole	3	1	1	4	.000	1	0	0	0	0	1	0	0	0	-
14	Lockin, Hannah	3	2	1	4	.250	35	0	0	0	4	0	1	0	1	-
22	Pressley, Yossiana	3	17	1	36	.444	0	0	0	0	5	0	1	0	0	-
7	Milana, Gia	3	2	2	12	.000	0	0	0	1	0	2	1	0	0	-
1	Wulf, Tara	3	0	0	0	.000	4	0	0	2	11	0	0	0	0	-
9	Marburger, Taylor	3	0	0	0	.000	0	1	0	0	0	0	0	0	0	-
18	Hunt, Braya	3	0	0	1	.000	2	4	2	0	7	0	0	0	0	-
19	Coleman, Bri	1	0	0	0	.000	0	1	0	0	0	0	0	0	0	-
Totals		3	45	10	99	.354	42	6	4	3	39	0	8	2	2	-

**Team Attack By Set**

Set	K	E	TA	Pct
1	13	4	33	.273
2	15	4	32	.344
3	17	2	34	.441

TOTAL TEAM BLOCKS: 4.0

**SET SCORES**

	1	2	3	Team Records:
Baylor (3)	28	25	25	8-3
Virginia Tech (0)	26	18	16	9-2

#	Virginia Tech	Attack				Ast	Serve			Block				Pts		
		S	K	E	TA		Pct	SA	SE	RE	Dig	BS	BA		BE	BH
1	Kaity Smith	3	17	7	38	.263	1	1	3	0	7	0	0	0	0	-
4	Jaila Tolbert	3	12	3	22	.409	0	0	0	0	1	0	0	0	0	-
9	Rhegan Mitchell	3	0	1	5	-.200	28	0	1	0	5	0	1	1	1	-
14	Ester Talamazzi	3	7	5	28	.071	3	1	1	3	11	0	0	0	0	-
19	Marisa Cerchio	3	3	0	11	.273	0	0	0	0	0	0	1	0	0	-
22	Kai Young	3	0	0	1	.000	0	0	0	0	1	0	0	2	0	-
5	Carol Raffety	3	0	0	0	.000	6	1	1	2	8	0	0	0	0	-
7	Tessa Wyner	1	0	1	2	-.500	0	0	1	1	0	0	0	0	0	-
10	Kylie Thomas	3	0	0	0	.000	0	0	0	0	2	0	0	0	0	-
20	Abby McKinzie	3	0	0	0	.000	0	1	0	0	4	0	0	0	0	-
Totals		3	39	17	107	.206	38	3	7	6	40	0	2	3	1	-

**Team Attack By Set**

Set	K	E	TA	Pct
1	20	8	46	.261
2	7	5	27	.074
3	12	4	34	.235

Site: San Antonio, Texas (Convocation Center)  
Date: Sep 15, 2018 Attend: 126 Time: 1:21  
Referees: Carlos Rodriguez, Thang Nguyen  
Line judges: Jack Magee, Ken Frances  
Match #2 of the UTSA Invitational



**Volleyball Box Score**  
**The Automated ScoreBook**  
Virginia Tech vs UTSA (Sep 16, 2018 at San Antonio, Texas)



#	Virginia Tech	Attack				Ast	Serve			Block				Pts
		S	K	E	TA		Pct	SA	SE					

## 2018 BOX SCORES



### Volleyball Box Score The Automated ScoreBook #9 Pitt vs Virginia Tech (Sep 21, 2018 at Blacksburg, Va.)



#	Pitt	Attack				Ast	Serve			Block				Pts		
		S	K	E	TA		Pct	SA	SE	RE	Dig	BS	BA		BE	BH
3	Kamalani Akeo	3	0	0	0	.000	22	2	1	0	3	0	0	0	2	-
5	Chinaza Ndee	3	4	1	13	.231	1	0	0	0	0	2	0	0	0	-
7	Layne Van Buskirk	3	4	0	11	.364	0	0	0	0	0	9	0	0	0	-
13	Stephanie Williams	3	4	4	13	.000	0	2	0	0	6	0	1	0	0	-
17	Nika Markovic	3	14	3	25	.440	0	1	0	0	2	0	3	0	0	-
23	Kayla Lund	3	12	8	28	.143	2	0	2	0	8	0	2	0	0	-
6	Kyle Levers	3	0	0	0	.000	12	0	0	0	1	0	5	0	0	-
12	Avery Perosa	3	0	0	0	.000	0	0	1	0	0	0	0	0	0	-
16	Angela Seman	3	0	0	0	.000	1	1	0	0	18	0	0	0	0	-
Team																
Totals		3	38	16	90	.244	38	6	4	1	38	0	22	0	2	-

**Team Attack By Set**

Set	K	E	TA	Pct
1	13	5	32	.250
2	11	4	30	.233
3	14	7	28	.250

TOTAL TEAM BLOCKS: 11.0

**SET SCORES**

	1	2	3	Team Records:
Pitt (3)	25	25	25	13-0 (2-0 ACC)
Virginia Tech (0)	16	18	20	9-4 (0-1 ACC)

#	Virginia Tech	Attack				Ast	Serve			Block				Pts		
		S	K	E	TA		Pct	SA	SE	RE	Dig	BS	BA		BE	BH
1	Kaity Smith	3	6	6	24	.000	2	0	0	2	4	0	1	0	0	-
4	Jaila Tolbert	3	10	4	21	.286	0	0	2	0	0	1	2	0	0	-
9	Rhegan Mitchell	3	1	0	5	.200	25	0	0	0	5	0	2	0	1	-
14	Ester Talamazzi	3	3	7	25	-.160	0	0	3	2	4	0	0	0	0	-
19	Marisa Cerchio	3	9	4	16	.312	0	0	1	0	0	0	1	0	0	-
22	Kai Young	3	1	1	6	.000	0	0	0	0	1	0	4	0	0	-
5	Carol Raffety	3	1	0	1	1.000	0	1	1	1	14	0	0	0	0	-
10	Kylie Thomas	3	0	0	0	.000	0	0	1	2	0	0	0	0	0	-
11	Sarah Jane Lynch	2	0	0	0	.000	0	0	0	0	0	0	0	0	0	-
Totals		3	31	22	98	.092	27	1	7	6	30	1	10	0	1	-

**Team Attack By Set**

Set	K	E	TA	Pct
1	7	7	32	.000
2	13	8	37	.135
3	11	7	29	.138

Site: Blacksburg, Va. (Cassell Coliseum)  
Date: Sep 21, 2018 Attend: 672 Time: 1:25  
Referees: Daniel Leake, Mark Edsall  
Line judges: Jacob Agee, Ellen Hawks



### Volleyball Box Score The Automated ScoreBook Virginia vs Virginia Tech (Sep 23, 2018 at Blacksburg, Va.)



#	Virginia	Attack				Ast	Serve			Block				Pts		
		S	K	E	TA		Pct	SA	SE	RE	Dig	BS	BA		BE	BH
2	Alex Spencer	3	5	5	18	.000	0	0	2	2	6	0	1	0	0	-
7	Jelena Novakovic	3	9	3	21	.286	0	0	0	0	1	0	2	0	0	-
8	Chino Anukwuem	3	3	1	11	.182	0	0	1	0	1	0	4	0	0	-
11	Milla Ciprian	3	6	2	12	.333	0	0	0	0	1	0	3	0	0	-
16	Jennifer Wineholt	3	0	0	0	.000	23	0	2	0	1	0	2	0	1	-
21	Sarah Billiard	3	8	4	27	.148	0	0	1	0	0	0	2	0	0	-
3	Kelsey Miller	3	0	0	0	.000	1	0	0	0	13	0	0	0	0	-
6	Megan Wilson	2	0	0	0	.000	7	0	0	0	1	0	0	0	0	-
19	Grace Turner	1	1	1	7	.000	0	0	0	0	2	0	0	0	0	-
22	Kristen Leland	2	0	0	0	.000	0	0	0	0	0	0	0	0	0	-
25	Olivia Wolodkewitsh	1	0	0	0	.000	0	0	0	0	0	0	0	0	0	-
Team																
Totals		3	32	16	96	.167	31	0	6	3	29	0	14	0	1	-

**Team Attack By Set**

Set	K	E	TA	Pct
1	11	8	34	.088
2	7	2	24	.208
3	14	6	38	.211

TOTAL TEAM BLOCKS: 7.0

**SET SCORES**

	1	2	3	Team Records:
Virginia (0)	20	21	20	4-8 (0-2 ACC)
Virginia Tech (3)	25	25	25	10-4 (1-1 ACC)

#	Virginia Tech	Attack				Ast	Serve			Block				Pts		
		S	K	E	TA		Pct	SA	SE	RE	Dig	BS	BA		BE	BH
1	Kaity Smith	3	11	5	24	.250	0	0	1	0	11	0	1	0	0	-
4	Jaila Tolbert	3	13	5	24	.333	0	0	0	0	3	0	4	0	0	-
9	Rhegan Mitchell	3	1	1	4	.000	42	0	0	0	7	0	1	0	1	-
14	Ester Talamazzi	3	9	7	26	.077	0	1	1	0	5	0	1	0	0	-
19	Marisa Cerchio	3	9	0	17	.529	0	1	1	0	1	1	4	0	0	-
22	Kai Young	3	4	1	8	.375	0	0	0	0	1	0	3	1	0	-
5	Carol Raffety	3	0	0	0	.000	1	1	3	0	9	0	0	0	0	-
10	Kylie Thomas	2	0	0	0	.000	0	2	0	4	0	0	0	0	0	-
11	Sarah Jane Lynch	2	0	0	0	.000	0	0	0	0	1	0	0	0	0	-
Totals		3	47	19	103	.272	43	3	8	0	42	1	14	1	1	-

**Team Attack By Set**

Set	K	E	TA	Pct
1	12	6	33	.182
2	19	8	34	.324
3	16	5	36	.306

Site: Blacksburg, Va. (Cassell Coliseum)  
Date: Sep 23, 2018 Attend: 839 Time: 1:27  
Referees: Mark Edsall, Daniel Leake  
Line judges: James Eaton, Scott Wolk



### Volleyball Box Score The Automated ScoreBook North Carolina vs Virginia Tech (Sep 28, 2018 at Blacksburg, Va.)



#	North Carolina	Attack				Ast	Serve			Block				Pts		
		S	K	E	TA		Pct	SA	SE	RE	Dig	BS	BA		BE	BH
1	Destiny Cox	3	7	7	33	.000	0	0	4	0	3	0	2	0	0	-
8	Casey Jacobs	3	0	0	0	.000	2	1	1	1	9	0	0	0	0	-
10	Hunter Atherton	3	4	2	10	.200	19	0	1	0	9	0	2	0	0	-
14	Madison Laufenberg	3	4	7	17	-.176	3	0	0	0	1	0	1	0	0	-
16	Raleigh Clark	1	0	0	1	.000	0	0	0	0	0	0	0	0	0	-
20	Ava Bell	3	6	1	21	.238	0	0	3	0	0	0	5	0	0	-
3	Aristea Tontai	2	2	0	3	.667	0	0	0	0	0	0	1	1	0	-
5	Annabelle Archer	1	0	0	0	.000	0	0	0	0	1	0	0	0	0	-
6	Skylar Wine	3	3	4	16	-.062	1	0	0	0	2	0	0	0	0	-
7	Katharine Esterley	2	1	0	2	.500	0	0	0	0	1	0	1	0	0	-
9	Greer Moseman	3	0	0	0	.000	0	0	0	0	6	0	0	0	0	-
13	Mia Fradenburg	3	0	0	0	.000	1	1	0	0	9	0	0	0	0	-
17	Maddie Grace Hough	2	0	0	0	.000	1	0	0	2	0	0	0	0	0	-
Totals		3	27	21	103	.058	27	2	9	3	41	0	12	1	0	-

**Team Attack By Set**

Set	K	E	TA	Pct
1	10	6	29	.138
2	7	6	33	.030
3	10	9	41	.024

TOTAL TEAM BLOCKS: 6.0

**SET SCORES**

	1	2	3	Team Records:
North Carolina (0)	15	19	23	5-8 (1-3 ACC)
Virginia Tech (3)	25	25	25	11-4 (2-1 ACC)

#	Virginia Tech	Attack				Ast	Serve			Block				Pts		
		S	K	E	TA		Pct	SA	SE	RE	Dig	BS	BA		BE	BH
1	Kaity Smith	3	16	6	37	.270	2	2	3	0	6	0	0	0	0	-
9	Rhegan Mitchell	3	3	1	7	.286	30	0	1	0	6	0	4	0	0	-
10	Kylie Thomas	3	0	0	0	.000	2	0	0	0	5	0	0	0	0	-
14	Ester Talamazzi	3	7	7	27	.000	2	0	3	2	12	0	0	0	0	-
19	Marisa Cerchio	3	5	3	16	.125	0	0	0	0	1	0	2	0	0	-
22	Kai Young	3	2	0	4	.500	1	0	0	0	0	0	4	0	0	-
4	Jaila Tolbert	3	9	2	19	.368	1	0	0	0	0	0	2	0	0	-
5	Carol Raffety	3	0	0	0	.000	2	1	1	0	14	0	0	0	0	-
11	Sarah Jane Lynch	3	0	0	0	.000	0	0	0	0	3	0	0	0	0	-
Totals		3	42	19	110	.209	40	3	8	2	47	0	12	0	0	-

**Team Attack By Set**

Set	K	E	TA	Pct
1	16	1	26	.577
2	14	8	43	.140
3	12	10	41	.049

Site: Blacksburg, Va. (Cassell Coliseum)  
Date: Sep 28, 2018 Attend: 827 Time: 1:21  
Referees: Stephen Shepard, Denis Branch  
Line judges: James Eaton, Doug Mabry



### Volleyball Box Score The Automated ScoreBook NC State vs Virginia Tech (Sep 30, 2018 at Blacksburg, Va.)



#	NC State	Attack				Ast	Serve			Block				Pts		
		S	K	E	TA		Pct	SA	SE	RE	Dig	BS	BA		BE	BH
2	Grace Irvin	4	0	0	0	.000	2	0	0	0	10	0	0	0	0	-
3	Melissa Evans	4	16	6	38	.263	1	0	1	0	5	0	1	0	0	-
4	Kylie Pickrel															

## 2018 BOX SCORES



### Volleyball Box Score The Automated ScoreBook Virginia Tech vs Georgia Tech (Oct 05, 2018 at Atlanta, Ga.)



#	Virginia Tech	Attack				Ast	Serve			Block				Pts		
		S	K	E	TA		Pct	SA	SE	RE	Dig	BS	BA		BE	BH
1	Kaity Smith	3	12	5	30	.233	0	1	1	1	14	0	1	0	0	-
4	Jaila Tolbert	3	9	3	21	.286	0	0	0	1	0	1	0	0	0	-
9	Rhegan Mitchell	3	1	0	2	.500	34	0	0	0	6	0	6	1	1	-
14	Ester Talamazzi	3	11	1	30	.333	1	3	4	0	11	0	1	1	0	-
19	Marisa Cerchio	3	7	1	15	.400	0	0	0	0	0	0	8	0	0	-
22	Kai Young	3	2	1	5	.200	0	0	0	0	0	0	1	1	0	-
5	Carol Rafferty	3	0	0	0	.000	2	2	1	1	12	0	0	0	0	-
10	Kylie Thomas	3	0	0	0	.000	1	2	1	1	2	0	0	0	0	-
11	Sarah Jane Lynch	3	0	0	0	.000	0	2	0	0	2	0	0	0	0	-
Team																
Totals		3	42	11	103	.301	38	10	7	4	48	0	18	3	1	-

**Team Attack By Set**

Set	K	E	TA	Pct
1	16	6	43	.233
2	16	5	34	.324
3	10	0	26	.385

**SET SCORES**

	1	2	3	Team Records:
Virginia Tech (3)	25	25	25	12-5, 3-2 ACC
Georgia Tech (0)	23	22	15	12-7, 1-5 ACC

TOTAL TEAM BLOCKS: 9.0

#	Georgia Tech	Attack				Ast	Serve			Block				Pts		
		S	K	E	TA		Pct	SA	SE	RE	Dig	BS	BA		BE	BH
1	Kodie Comby	2	0	1	1	-1.000	0	0	0	0	0	0	1	0	0	-
2	Dominique Washington	3	5	2	12	.250	0	0	0	2	6	0	2	0	0	-
3	Lauren Frerking	3	9	1	14	.571	0	1	0	0	2	0	2	0	0	-
13	Mariana Brambilla	3	7	3	29	.138	1	2	2	1	11	0	0	0	1	-
22	Matti McKissock	3	1	0	3	.333	22	0	0	0	2	0	1	0	1	-
24	Mikaila Dowd	3	11	5	32	.188	1	0	2	2	8	0	0	0	0	-
5	Kendall Wilson	1	2	0	4	.500	0	0	0	0	2	0	0	0	0	-
6	Maddie Tippett	1	0	0	0	.000	0	0	0	0	2	0	0	0	0	-
8	Sam Knapp	3	0	0	0	.000	0	0	0	2	5	0	0	0	0	-
12	Coraj Kazzaroff	2	0	0	0	.000	0	0	0	2	3	0	0	0	0	-
15	Lexi Dorn	3	0	0	0	.000	10	0	0	0	2	0	0	0	0	-
25	Kayla Kaiser	2	1	1	5	.000	0	1	1	0	0	0	0	0	0	-
97	Grace Rigsbee	3	1	2	5	-.200	0	0	0	0	0	0	0	0	0	-
Team																
Totals		3	37	15	105	.210	34	4	5	10	43	0	6	0	2	-

**Team Attack By Set**

Set	K	E	TA	Pct
1	13	4	41	.220
2	12	6	33	.182
3	12	5	31	.226

Site: Atlanta, Ga. (O'Keefe Gym)  
Date: Oct 05, 2018 Attend: 786 Time: 1:31  
Referees: Delroza Hughes, Thomas Hobbs  
Line judges: Bryson Terry, Christi Snellgrove

TOTAL TEAM BLOCKS: 3.0



### Volleyball Box Score The Automated ScoreBook Virginia Tech vs Clemson (Oct 07, 2018 at Clemson, S.C.)



#	Virginia Tech	Attack				Ast	Serve			Block				Pts		
		S	K	E	TA		Pct	SA	SE	RE	Dig	BS	BA		BE	BH
1	Kaity Smith	3	13	4	26	.346	2	0	1	2	8	0	1	0	0	-
4	Jaila Tolbert	3	7	3	18	.222	0	0	0	0	1	1	0	0	0	-
9	Rhegan Mitchell	3	1	1	7	.000	29	0	0	0	3	0	2	0	2	-
14	Ester Talamazzi	2	3	4	15	-.067	0	0	0	1	3	0	0	0	1	-
19	Marisa Cerchio	3	7	4	15	.200	0	0	0	0	0	0	3	0	0	-
22	Kai Young	2	0	2	4	-.500	0	0	0	0	0	0	0	3	0	-
5	Carol Rafferty	3	0	0	0	.000	0	1	0	1	3	0	0	0	0	-
6	Angel Robinson	2	0	1	3	-.333	0	0	0	0	0	0	1	0	0	-
7	Tessa Wyner	2	3	1	5	.400	0	0	1	0	3	0	0	0	0	-
11	Kylie Thomas	3	0	0	0	.000	1	0	0	0	3	0	0	0	0	-
11	Sarah Jane Lynch	3	0	0	0	.000	0	0	1	0	0	0	0	0	0	-
20	Abby McKinzie	1	0	0	0	.000	0	0	0	0	0	0	0	0	0	-
Team																
Totals		3	34	20	93	.151	32	1	6	4	23	1	8	3	3	-

**Team Attack By Set**

Set	K	E	TA	Pct
1	11	4	34	.206
2	8	10	28	-.071
3	15	6	31	.290

**SET SCORES**

	1	2	3	Team Records:
Virginia Tech (0)	18	13	22	12-6, 3-3 ACC
Clemson (3)	25	25	25	10-9, 1-5 ACC

TOTAL TEAM BLOCKS: 5.0

#	Clemson	Attack				Ast	Serve			Block				Pts		
		S	K	E	TA		Pct	SA	SE	RE	Dig	BS	BA		BE	BH
2	Gabby Easton	3	1	0	2	.500	35	1	1	0	6	0	2	0	1	-
4	Emily Curtis	3	0	0	0	.000	1	0	1	0	3	0	0	0	0	-
6	Alyssa Deloney	3	9	2	14	.500	0	2	1	0	0	1	4	0	0	-
11	Brooke Bailey	3	12	2	19	.526	0	0	0	0	0	0	1	0	0	-
15	Ashtynne Alberts	3	9	4	26	.192	0	0	0	0	5	0	2	0	0	-
20	Ava Pritchard	3	4	3	8	.125	0	0	0	0	0	0	2	0	0	-
3	Torie Frederick	3	0	0	0	.000	0	0	3	1	0	7	0	0	0	-
19	Madi Howell	3	0	0	1	.000	3	1	0	1	13	0	0	0	0	-
22	Solei Thomas	3	7	0	14	.500	1	0	0	0	0	0	1	0	0	-
Team																
Totals		3	42	11	84	.369	40	4	6	1	34	1	12	0	1	-

**Team Attack By Set**

Set	K	E	TA	Pct
1	14	4	29	.345
2	12	1	23	.478
3	16	6	32	.312

Site: Clemson, S.C. (Jervey Gym)  
Date: Oct 07, 2018 Attend: 1132 Time: 1:21  
Referees: Tim Isgett, Kristina Smith  
Line judges: Courtney Kozar, David Morton

TOTAL TEAM BLOCKS: 7.0



### Volleyball Box Score The Automated ScoreBook Virginia Tech vs #22 Louisville (Oct 12, 2018 at Louisville, KY)



#	Virginia Tech	Attack				Ast	Serve			Block				Pts		
		S	K	E	TA		Pct	SA	SE	RE	Dig	BS	BA		BE	BH
1	Kaity Smith	3	10	7	37	.081	0	0	0	2	6	0	1	0	0	-
4	Jaila Tolbert	3	3	4	13	-.077	0	0	0	0	1	0	4	0	0	-
9	Rhegan Mitchell	3	1	0	2	.500	12	0	0	0	1	0	0	0	0	-
14	Ester Talamazzi	3	10	2	24	.333	1	0	2	2	7	0	1	0	0	-
19	Marisa Cerchio	3	0	1	8	-.125	0	0	0	0	0	1	1	0	0	-
22	Kai Young	2	0	0	3	.000	0	0	0	0	1	0	3	1	0	-
5	Carol Rafferty	3	0	0	0	.000	5	0	1	2	9	0	0	0	0	-
6	Angel Robinson	1	0	0	1	.000	0	0	0	0	0	2	1	0	0	-
10	Kylie Thomas	3	0	0	0	.000	0	0	0	1	3	0	0	0	0	-
11	Sarah Jane Lynch	3	0	0	0	.000	0	0	1	0	0	0	0	0	0	-
20	Abby McKinzie	3	0	0	0	.000	0	0	0	0	3	0	0	0	0	-
23	Talyn Jackson	1	0	0	1	.000	3	0	0	0	1	0	0	0	0	-
Team																
Totals		3	24	14	89	.112	21	0	4	7	32	0	12	2	0	-

**Team Attack By Set**

Set	K	E	TA	Pct
1	8	5	30	.100
2	8	4	24	.167
3	8	5	35	.086

**SET SCORES**

	1	2	3	Team Records:
Virginia Tech (0)	17	18	20	12-7, 3-4
Louisville (3)	25	25	25	15-4, 8-0

TOTAL TEAM BLOCKS: 6.0

#	Louisville	Attack				Ast	Serve			Block				Pts		
		S	K	E	TA		Pct	SA	SE	RE	Dig	BS	BA		BE	BH
5	Piper Roe	3	8	2	16	.375	0	0	0	0	0	0	0	0	0	-
7	Emily Scott	3	7	3	13	.308	0	0	0	0	1	2	2	0	0	-
10	Melanie McHenry	3	11	4	24	.292	0	2	3	0	3	0	0	0	0	-
12	Wilma Rivera	3	1	1	5	.000	46	1	3	0	9	0	0	0	0	-
14	Megan Sloan	3	12	4	21	.381	0	0	0	0	2	0	1	0	0	-
18	Amanda Green	3	11	4	26	.269	0	0	1	0	7	0	1	0	1	-
1	Molly Sauer	3	0	0	0	.000	3	3	1	0	10	0	0	0	0	-
3	Anaya Martin	1	0	0	0	.000	0	0	1	0	0	0	0	0	0	-
9	Claire Chaussee	1	0	0	0	.000	0	0	0	0	0	0	0	0	0	-
11	Marijke VanDyke	1	0	0	0	.000	0	0	1	0	0	0	0	0	0	-
16	Akela Yuhl	3	0	0	0	.000	0	1	0	0	2	0	0	0	0	



**2018 OVERALL SEASON STATS**



**The Automated ScoreBook**  
 Virginia Tech Combined Team Statistics (as of Oct 15, 2018)  
 All matches



<b>RECORD:</b>	<b>OVERALL</b>	<b>HOME</b>	<b>AWAY</b>	<b>NEUTRAL</b>
ALL GAMES	12-8	6-2	3-4	3-2
CONFERENCE	3-5	2-2	1-3	0-0
NON-CONFERENCE	9-3	4-0	2-1	3-2

#	Player	sp	Attack				Set		Serve			Dig			Blocking					points		
			k	k/s	e	ta	pct	a	a/s	sa	se	sa/s	re	dig	dig/s	bs	ba	total	blk/s		be	bhe
1	Kaity Smith	67	239	3.57	109	601	.216	14	0.21	21	35	0.31	15	169	2.52	1	17	18	0.27	0	0	-
4	Jaila Tolbert	67	200	2.99	67	423	.314	2	0.03	0	2	0.00	0	31	0.46	3	51	54	0.81	0	0	-
14	Ester Talamazzi	66	159	2.41	92	524	.128	18	0.27	24	28	0.36	20	178	2.70	0	21	21	0.32	5	1	-
19	Marisa Cerchio	67	151	2.25	43	349	.309	1	0.01	11	15	0.16	1	11	0.16	10	68	78	1.16	2	0	-
22	Kai Young	57	61	1.07	31	158	.190	2	0.04	0	0	0.00	1	7	0.12	0	48	48	0.84	16	0	-
9	Rhegan Mitchell	63	24	0.38	6	70	.257	542	8.60	6	10	0.10	0	110	1.75	1	26	27	0.43	3	12	-
23	Talyn Jackson	29	14	0.48	3	35	.314	139	4.79	2	0	0.07	0	25	0.86	0	12	12	0.41	3	4	-
6	Angel Robinson	19	8	0.42	5	30	.100	0	0.00	1	1	0.05	1	0	0.00	0	11	11	0.58	1	0	-
7	Tessa Wyner	7	3	0.43	3	11	.000	1	0.14	0	1	0.00	2	6	0.86	0	0	0	0.00	0	0	-
5	Carol Raffety	66	2	0.03	0	7	.286	64	0.97	13	16	0.20	19	241	3.65	0	0	0	0.00	0	1	-
13	Peyton Yelich	1	2	2.00	0	4	.500	0	0.00	0	0	0.00	0	0	0.00	0	0	0	0.00	1	0	-
10	Kylie Thomas	66	0	0.00	0	0	.000	16	0.24	11	12	0.17	8	99	1.50	0	0	0	0.00	0	1	-
20	Abby McKinzie	31	0	0.00	0	0	.000	1	0.03	6	2	0.19	1	16	0.52	0	0	0	0.00	0	0	-
11	Sarah Jane Lynch	24	0	0.00	0	0	.000	0	0.00	3	4	0.12	0	8	0.33	0	0	0	0.00	0	0	-
	TEAM	-	-	-	-	-	-	-	-	-	-	-	6	-	-	-	-	-	-	-	-	-
	VIRGINIA TECH	67	863	12.88	359	2212	.228	800	11.94	98	126	1.46	74	901	13.45	15	254	142.0	2.12	31	19	-
	Opponents	67	798	11.91	361	2196	.199	759	11.33	74	135	1.10	99	850	12.69	14	224	126.0	1.88	24	16	-

Team Statistics	VT	OPP
<b>ATTACK</b>		
Kills	863	798
Errors	359	361
Total Attacks	2212	2196
Attack Pct	.228	.199
Kills/Set	12.9	11.9
<b>SET</b>		
Assists	800	759
Attempts	2196	2213
Assist Pct	.364	.343
Assists/Set	11.9	11.3
<b>SERVE</b>		
Aces	98	74
Errors	126	135
Attempts	1496	1395
Serve Pct	.916	.903
Aces/Set	1.5	1.1
<b>SERVE RECEPTIONS</b>		
Errors	74	99
Errors/Set	1.1	1.5
Attempts	1259	1370
Reception Pct	.941	.928
<b>DEFENSE</b>		
Digs	901	850
Digs/Set	13.4	12.7
<b>BLOCKING</b>		
Block Solo	15	14
Block Assist	254	224
Total Blocks	142.0	126.0
Blocks/Set	2.1	1.9
Block Errors	31	24
Ball handling errors	19	16

Date	Opponent	Score	Score by set	Att.
Aug 24	vs USC Upstate	w 3-0	25-14,25-18,25-15	1411
Aug 25	vs Presbyterian	w 3-0	25-22,25-11,25-21	1411
Aug 25	at Charlotte	w 3-2	15-25,24-26,25-19,25-19,15-9	1411
Aug 31	WILLIAM & MARY	w 3-0	25-14,25-6,25-20	329
Aug 31	CAMPBELL	w 3-0	25-18,25-19,25-12	842
Sep 01	ROBERT MORRIS	w 3-1	22-25,25-21,25-16,25-15	515
Sep 07	vs IUPUI	w 3-1	25-21,25-11,22-25,25-13	259
Sep 07	at Ohio	w 3-1	24-26,25-21,25-21,25-16	860
Sep 08	vs Samford	L 0-3	18-25,20-25,16-25	405
Sep 11	VCU	w 3-0	25-16,25-18,25-21	818
Sep 15	vs #18 Baylor	L 0-3	26-28,18-25,16-25	126
Sep 16	at UTSA	L 1-3	14-25,25-20,21-25,23-25	563
*Sep 21	#9 PITT	L 0-3	16-25,18-25,20-25	672
*Sep 23	VIRGINIA	w 3-0	25-20,25-21,25-20	839
*Sep 28	NORTH CAROLINA	w 3-0	25-15,25-19,25-23	827
*Sep 30	NC STATE	L 1-3	25-21,24-26,19-25,23-25	536
*Oct 05	at Georgia Tech	w 3-0	25-23,25-22,25-15	786
*Oct 07	at Clemson	L 0-3	18-25,13-25,22-25	1132
*Oct 12	at #22 Louisville	L 0-3	17-25,18-25,20-25	968
*Oct 14	at Notre Dame	L 0-3	14-25,14-25,20-25	924

Record in 3-set matches: 8-6  
 Record in 4-set matches: 3-2  
 Record in 5-set matches: 1-0



**2018 CONFERENCE SEASON STATS**



**The Automated ScoreBook**  
 Virginia Tech Combined Team Statistics (as of Oct 15, 2018)  
 Conference matches



<b>RECORD:</b>	<b>OVERALL</b>	<b>HOME</b>	<b>AWAY</b>	<b>NEUTRAL</b>
ALL GAMES	3-5	2-2	1-3	0-0
CONFERENCE	3-5	2-2	1-3	0-0
NON-CONFERENCE	0-0	0-0	0-0	0-0

#	Player	sp	Attack				Set		Serve			Dig		Blocking					points			
			k	k/s	e	ta	pct	a	a/s	sa	se	sa/s	re	dig	dig/s	bs	ba	total		blk/s	be	bhe
1	Kaity Smith	25	87	3.48	48	242	.161	6	0.24	5	8	0.20	8	67	2.68	1	6	7	0.28	0	0	-
4	Jaila Tolbert	25	72	2.88	28	169	.260	1	0.04	0	2	0.00	0	7	0.28	2	18	20	0.80	0	0	-
14	Ester Talamazzi	24	57	2.38	44	200	.065	5	0.21	7	14	0.29	9	62	2.58	0	4	4	0.17	1	1	-
19	Marisa Cerchio	25	50	2.00	20	123	.244	0	0.00	1	2	0.04	0	2	0.08	2	24	26	1.04	1	0	-
22	Kai Young	21	15	0.71	8	45	.156	1	0.05	0	0	0.00	0	3	0.14	0	17	17	0.81	11	0	-
9	Rhegan Mitchell	25	10	0.40	4	35	.171	224	8.96	1	5	0.04	0	38	1.52	0	15	15	0.60	1	6	-
7	Tessa Wyner	2	3	1.50	1	5	.400	0	0.00	0	1	0.00	0	3	1.50	0	0	0	0.00	0	0	-
23	Talyn Jackson	5	1	0.20	0	6	.167	20	4.00	0	0	0.00	0	5	1.00	0	2	2	0.40	0	1	-
6	Angel Robinson	6	1	0.17	1	6	.000	0	0.00	0	0	0.00	1	0	0.00	0	4	4	0.67	1	0	-
5	Carol Raffety	24	1	0.04	0	1	1.000	14	0.58	6	7	0.25	7	88	3.67	0	0	0	0.00	0	0	-
20	Abby McKinzie	4	0	0.00	0	0	.000	0	0.00	0	0	0.00	0	3	0.75	0	0	0	0.00	0	0	-
11	Sarah Jane Lynch	23	0	0.00	0	0	.000	0	0.00	3	4	0.13	0	8	0.35	0	0	0	0.00	0	0	-
10	Kylie Thomas	24	0	0.00	0	0	.000	4	0.17	3	4	0.12	4	30	1.25	0	0	0	0.00	0	0	-
	TEAM	-	-	-	-	-	-	-	-	-	-	-	3	-	-	-	-	-	-	-	-	-
	VIRGINIA TECH	25	297	11.88	154	832	.172	275	11.00	26	47	1.04	32	316	12.64	5	90	50.0	2.00	15	8	-
	Opponents	25	327	13.08	130	823	.239	318	12.72	32	58	1.28	26	322	12.88	3	110	58.0	2.32	4	8	-

Team Statistics	VT	OPP
<b>ATTACK</b>		
Kills	297	327
Errors	154	130
Total Attacks	832	823
Attack Pct	.172	.239
Kills/Set	11.9	13.1
<b>SET</b>		
Assists	275	318
Attempts	817	820
Assist Pct	.337	.388
Assists/Set	11.0	12.7
<b>SERVE</b>		
Aces	26	32
Errors	47	58
Attempts	531	569
Serve Pct	.911	.898
Aces/Set	1.0	1.3
<b>SERVE RECEPTIONS</b>		
Errors	32	26
Errors/Set	1.3	1.0
Attempts	511	484
Reception Pct	.937	.946
<b>DEFENSE</b>		
Digs	316	322
Digs/Set	12.6	12.9
<b>BLOCKING</b>		
Block Solo	5	3
Block Assist	90	110
Total Blocks	50.0	58.0
Blocks/Set	2.0	2.3
Block Errors	15	4
Ball handling errors	8	8

Date	Opponent	Score	Score by set	Att.
*Sep 21	#9 PITT	L 0-3	16-25,18-25,20-25	672
*Sep 23	VIRGINIA	w 3-0	25-20,25-21,25-20	839
*Sep 28	NORTH CAROLINA	w 3-0	25-15,25-19,25-23	827
*Sep 30	NC STATE	L 1-3	25-21,24-26,19-25,23-25	536
*Oct 05	at Georgia Tech	w 3-0	25-23,25-22,25-15	786
*Oct 07	at Clemson	L 0-3	18-25,13-25,22-25	1132
*Oct 12	at #22 Louisville	L 0-3	17-25,18-25,20-25	968
*Oct 14	at Notre Dame	L 0-3	14-25,14-25,20-25	924

Record in 3-set matches: 3-4  
 Record in 4-set matches: 0-1  
 Record in 5-set matches: 0-0





**1**  
Kaity SMITH  
OH | 6-1 | So.  
Florence, Ky.



**4**  
Jaila TOLBERT  
RS | 6-1 | Sr.  
Minneapolis, Minn.  
(JAY-lah)



**5**  
Carol RAFFETY  
L/DS | 5-11 | Jr.  
Novato, Calif.



**6**  
Angel ROBINSON  
MB | 6-0 | Fr.  
Norman, Okla.



**7**  
Tessa WYNER  
OH | 5-11 | Jr.  
Charleston, W.Va.



**9**  
Rhegan MITCHELL  
S | 5-8 | r-Sr.  
Peachtree City, Ga.  
(like Ronald Reagan)



**10**  
Kylie THOMAS  
L/DS | 5-7 | So.  
Sterling, Va



**11**  
Sarah Jane Lynch  
S | 6-2 | Fr.  
Roswell, Ga.



**13**  
Peyton YELICH  
MB | 6-3 | Fr.  
Crown Point, Ind.  
(Yell-itch)



**14**  
Ester TALAMAZZI  
OH | 6-0 | So.  
Campo Ligure, Genoa, Italy  
(Tal-uh-MAHT-zee)



**16**  
Jennifer WILLIAMS  
OH | 6-1 | Fr.  
Staunton, Va.




**19**  
Marisa CERCHIO  
MB/OH | 6-3 | So.  
Cincinnati, Ohio  
(SIR-ko)



**20**  
Abby MCKINZIE  
L/DS | 5-9 | Jr.  
East Leroy, Mich.



**21**  
Melody CALOYANNIDES  
OH | 6-0 | Jr.  
Reston, Va.  
(cal-oh-yahn-EE-dis)



**22**  
Kai YOUNG  
MB | 5-11 | So.  
Charlotte, N.C.



**23**  
Talyn JACKSON  
S | 5-11 | Fr.  
Gardnerville, Nev.  
(TAL-Lynn)



Jill WILSON  
Head Coach  
LSU, 2001



John WASIELEWSKI  
Associate Head Coach  
Penn State, 1990  
(Was-uh-LEW-ski)




Thomas AMBERG  
Assistant Coach  
UCLA, 2012



Leah JOSEPH  
Director of Operations  
Georgia Southern, 2016



Kayla SCHANBACK  
Volunteer Assistant Coach  
Campbell, 2018



Kayla RESCO  
Head Manager

