



KNIGHTS

BASKETBALL



GAME INFORMATION

Date Wednesday, November 23, 2022
 Time 7:00 p.m. ET
 Location Orlando, Fla.
 Arena Addition Financial Arena
 Capacity 10,000
 Television ESPN+
 Play-by-Play Austin Lyon
 Analyst B.J. Taylor
 Audio FM 96.9 The Game
 Play-by-Play Mark Daniels

GAME 6 - VS EVANSVILLE



UCF KNIGHTS (4-1, 0-0)
 Head Coach: Johnny Dawkins (Duke, 1986)
 Record at UCF: 116-73 (7th Season)
 Overall Record: 272-188 (15th Season)



EVANSVILLE ACES (1-3, 0-0)
 Head Coach: David Ragland (Southern Ind., 2003)
 Record at Evansville: 1-3 (1st Season)
 Overall Record: 1-3 (1st Season)

SCHEDULE & RESULTS

Nov. 7	UNC Asheville	ESPN+	L, 98-95 (2OT)
Nov. 11	Florida State	ESPN+	W, 68-54
Nov. 14	Western Illinois	ESPN+	W, 70-37
Nov. 18	vs. Oklahoma State ^	CBSN	W, 60-56 (OT)
Nov. 20	vs. Santa Clara ^	CBSN	W, 57-50
Nov. 23	Evansville	ESPN+	7:00 PM
Nov. 27	Miami	ESPNU	5:00 PM
Dec. 4	Samford	ESPN+	2:00 PM
Dec. 11	Tarleton State	ESPN+	NOON
Dec. 14	at Ole Miss	SECN+	7:30 PM
Dec. 17	vs. Missouri #	TBD	TBD
Dec. 21	Stetson	ESPN+	7:00 PM
Dec. 28	Wichita State *	ESPN+	7:00 PM
Dec. 31	at Houston *	ESPN+	2:00 PM
Jan. 4	at ECU *	ESPN+	7:00 PM
Jan. 8	SMU *	ESPNU	2:00 PM
Jan. 11	Memphis *	ESPN+	7:00 PM
Jan. 14	at Tulane *	ESPN+	2:00 PM
Jan. 21	at South Florida *	ESPNU	NOON
Jan. 25	Houston *	ESPN+	7:00 PM
Jan. 28	Temple *	ESPNU	NOON
Feb. 4	at Cincinnati *	ESPN2/ESPNU	NOON
Feb. 8	at Wichita State *	ESPN+	8:00 PM
Feb. 11	Tulsa *	ESPN+	7:00 PM
Feb. 16	at Memphis *	ESPN+	8:00 PM
Feb. 19	Cincinnati *	ESPNU	NOON
Feb. 22	South Florida *	ESPN2/ESPNU	7:00 PM
Feb. 26	at Tulsa *	ESPNU	5:00 PM
Mar. 2	at Temple *	ESPN2/ESPNU	7:00 PM
Mar. 5	ECU *	ESPN+	2:00 PM

* - American Athletic Conference contest
 ^ - Baha Mar Hoops Bahamas Championship
 # - AutoNation Orange Bowl Basketball Classic
 Home games are in bold
 All times Eastern

UCFACTS - KNIGHT NOTES

BAHAMA BOYS

- UCF was victorious at the Baha Mar Hoops Bahamas Championship, beating Oklahoma State 60-56 in overtime and Santa Clara 57-50.
- The title was the Black and Gold's first in an in-season tournament since the Myrtle Beach Invitational back in the 2018-19 season where UCF topped Western Kentucky in the final.
- The Knights are played in their first tournament out of the country since the 2011-12 season when UCF played in the Battle 4 Atlantis, earning a runner up finish at the event.

D-FENCE (CLAP, CLAP)

- If UCF holds Evansville to under 60 points in Wednesday's contest, it will be the first time in the Johnny Dawkins era that the Knights have held their opponents to under 60 in five straight meetings.
- The last time the Knights held their opponents to under 60 points in five straight games was back in the 2003-04 season. The stretch was part of a 14-game winning streak, a run that helped that year's squad to an NCAA Tournament appearance.
- Currently, its the first time since 2017 that opponents have been held under 60 points for four straight contests.
- The Knights defense has held opponents to just 36.3 percent shooting, ranking them 32nd in the country. Opponents are shooting just 24.6 percent from three, ranking 21st in the nation. They have held opponents to 59 points a game, good enough for 42nd in the country.

TAYLOR HENDRICKS IS HIM

- Taylor Hendricks earned Baha Mar Hoops Bahamas Championship MVP and American Athletic Conference Rookie of the Week for his recent performance.
- He averaged 13.7 points, 6.3 rebounds, and 1.7 blocks per game as UCF went 3-0 on the week. He recorded a 16 point, 12 rebound double-double against Oklahoma State and followed that up by leading the team in scoring with 19 points against Santa Clara.
- Hendricks is the only Knight to have a double-double this season, tallying two.
- The rookie posted a team best 23 points and added five rebounds and three blocks on opening night against UNC Asheville and had 15 points and 12 rebounds against FSU.

CARDIAC KNIGHTS

- UCF was 17 points down at one point against its future Big 12 mates, Oklahoma State, trailing 24-7 in the first half. The Knights were able to trim the deficit to 11 at halftime and posted 35 second half points to force overtime and eventually earned the victory.
- The Black and Gold's defensive numbers were similar to their victory over Western Illinois. UCF held Oklahoma State to 29.3% shooting after holding WIU to 27.8%. Western Illinois shot 9.5% from three and Oklahoma State to 10%. Both numbers against WIU are season lows.

DEFENSE STIFLES WESTERN ILLINOIS

- UCF held the Leathernecks to 37 points in their contest on Monday. The mark ties the fourth-lowest opponent score in American Athletic Conference history.
- The performance tied UCF's previous best performance in the conference of only allowing 37 points back on Feb. 17 of 2018 against SMU. The record for an American team stands at 31, which was set by Louisville against Rutgers in The American quarterfinals with a score of 92-31.

BEATING FLORIDA FOES

- The Knights earned their first win of the season on Nov. 11, beating FSU 68-54.
- The Black and Gold have now won back-to-back games against the Seminoles after losing the first 11 meetings, beating FSU in December of 2020 and November of 2022.
- UCF has found success against in-state opponents under head coach Johnny Dawkins, going 20-5 since his arrival against teams from Florida.
- The Knights went 5-1 against teams from Florida last season, beating Miami 95-89, Jacksonville 63-54, Bethune-Cookman 81-45, and taking two of three meetings against South Florida, including a 50-48 victory at the American Athletic Conference Championship in the first round.

JAY LEADS THE WAY

- Jaylon Young led the Knights in scoring in UCF's win over FSU on Friday, netting 17 points.
- Young was one of three UCF players in double digits and was joined by Taylor Hendricks (15) and Ithiel Horton (14).

SOCIAL KNIGHTS



Twitter @UCF_MBB
 Instagram @UCF.MBB
 Facebook /UCFMensBasketball
 UCF Athletics (Twitter) @UCFKnights
 Hashtags #ChargeOn
 Website www.ucfknight.com



RECORD BY LINEUP

GUARD	GUARD	GUARD/FWD	FORWARD	FORWARD	RECORD
Young	Horton	Suggs	Ta. Hendricks	Durr	4-1

BY THE NUMBERS

		
70.0	POINTS	62.8
59.0	DEFENSE	69.8
11.0	MARGIN	-7.0
41.0	FG%	35.0
36.2	OPP. FG%	42.4
8.4	THREES	5.0
34.4	3FG%	22.7
24.6	OPP. 3FG%	33.7
72.7	FT%	69.7
3.2	REB MARGIN	-0.5
12.4	ASSISTS	9.0
15.4	TOs	10.5
0.81	AST-TO	0.86
6.4	STEALS	5.8
3.8	BLOCKS	2.0

SERIES INFORMATION

Overall:..... UCF leads 1-0
 in Orlando: N/A
 in Evansville: 1-0
 at Neutral location:..... First Meeting
 Streak:..... UCF won 1
 Last meeting: Nov. 20, 2021 (W, 75-59 in Evansville)
 Last UCF win: Nov. 20, 2021 (W, 75-59 in Evansville)

UCF RANKING SUMMARY

Category	NCAA	AAC	Value
Ast-to-TO Ratio	291	9	0.81
Assists Per Game	237	8	12.4
Blocks Per Game	128	7	3.8
Field Goal Percentage	288	9	41.0
FG% Defense	32	3	36.2
FT Percentage	112	5	72.7
Rebound Margin	149	6	3.2
Scoring Defense	42	3	59.0
Scoring Offense	239	8	70.0
Steals Per Game	212	7	6.4
3-Pt FG% Defense	21	2	24.6
3-Pt FGs Per Game	114	4	8.4
3-Pt FG Percentage	156	3	34.4
Turnovers Per Game	292	11	15.4
Turnovers Forced p. Gm.	47	1	17.2

bold & italic indicates top 50 national ranking

UCFACTS - KNIGHT NOTES (CONT.)

FIVE NEW KNIGHTS HIT DOUBLE FIGURES IN GAME ONE

- A total of nine Knights made their debut in the Black and Gold on Monday. P.J. Edwards was the only player on the roster from last year to play in the game, but redshirted in 2021-22
- Of the nine Knights to play, five of them hit double figures. Two of the five reached 20 points, with Taylor Hendricks tallying 23 and CJ Walker scoring 20. Brandon Suggs racked up 16, Ithiel Horton scored 12 and Michael Durr had 11.
- It was the first time since Mar. 11, 2021 (vs. ECU) that five Knights had scored double digits. Darius Perry (15), Darin Green Jr. (12), Averty Diggs (12), Jamille Reynolds (10) and Brandon Mahan (10) all were in double figures that night.

PROTECTING HOME COURT

- The Knights have made a habit of protecting home court under head coach Johnny Dawkins, going 73-22 at Addition Financial Arena.
- Johnny Dawkins had started all six of his previous seasons as head coach with a win on Opening Night but saw the streak snapped with this year's 98-95 double overtime loss to UNC Asheville. UCF is now 6-1 in home openers under Coach Dawkins.

UNIQUENESS IN NUMBERS

- Head coach Johnny Dawkins is one of 23 former NBA players that are current head coaches in NCAA Division I.
- Taylor and Tyler Hendricks are one of 33 sets of brothers in the NCAA and are one of 12 sets of twins.

NEW KIDS ON THE BLOCK

- The Knights landed a pair of highly-touted freshmen, signing twins Taylor and Tyler Hendricks. Taylor was ranked as a four-star recruit out of high school and was ranked 54th in the nation in his recruiting class by ESPN, including the 11th player in Florida and the 13th overall power forward. Taylor and Tyler have enjoyed plenty of success together, including winning back-to-back state championships. The two led Calvary Christian Academy to Florida 3A state titles in their final two years under coach Cilk McSweeney.
- UCF welcomed six transfers to the team for the 2022-23 season. Lahat Thioune joins UCF from Utah, while Jayhlon Young comes from Baton Rouge CC, Michael Durr from Indiana, Brandon Suggs from ECU, Ithiel Horton from Pitt and C.J. Kelly from UMass.
- To round out the 12 newcomers to the team, the Knights added Thierno Sylla, Charlie May, Michael Kalina and Poohpha Warakulnukroh.

NON-CONFERENCE SLATE

- UCF will play a total of 12 non-conference games this season, up two from last year (8-2 record).
- Of the 12 non-conference games in 2022-23, five will be against teams that finished 110th or better in the final edition of the 2021-22 NET rankings. They are Oklahoma State (45), Miami (47), Florida State (104), Ole Miss (110) and either Santa Clara (70) or Depaul (103) depending on who is victorious in the first round of games in the Baha Mar Hoops Championship.
- UCF beat Miami and Michigan in non-conference play last season. The Knights capitalized on the energy of 9,358 strong at Addition Financial Arena on Dec. 30, 2021, the third largest crowd in UCF history, to secure the 85-71 win over the Wolverines.

DAWKINS ERA AT UCF

- Johnny Dawkins picked up career win No. 100 in the Knights' win over N.C. A&T on Dec. 11, 2022, becoming just the third coach in UCF history to reach the milestone.
- Dawkins is 115-73 since starting with the Knights in 2016, a win percentage of .612, the second best of any UCF coach (Torchy Clark, .754 from 1969-83).
- He has the third most wins over any UCF coach, trailing only Clark's 274 and Kirk Speraw's 247 from 1993-2010.
- Dawkins is the fastest coach to reach 100 wins in program history in the Division I era, needing only 162 games to do so.
- Dawkins had his squad off to a 4-0 start to begin the 2021-22 season, tying his 2017-18 mark for his best start to a season at UCF.
- Dawkins has led UCF to its first NIT Final Four (2017), first at-large berth to the NCAA Tournament (2019) and first NCAA Tournament win (2019).
- Prior to Dawkins' arrival at UCF, the program had won three games against ranked opponents from 1984-2016. Since Dawkins has taken over, the Knights have won five games against ranked opponents.
- UCF had never won two games against ranked teams in a single season, and the Knights did it in a span of five days, taking down No. 6 Houston and No. 19 Cincinnati late in the 2018-19 season.
- UCF is now 8-52 all-time against ranked opponents, but 5-18 against ranked teams under Dawkins.

SHINING SOPHOMORE

- Second-year guard Darius Johnson was steady for UCF all last season, picking up AAC All-Freshman team honors for the 2021-22 season.
- Johnson saw action in all 30 games for the Knights last season, one of four players to do so.
- Johnson averaged 6.4 points, 3.3 rebounds and 3.3 assists last season.
- His 30 steals last season ranked third on the team.
- Johnson was named AAC Conference Freshman of the Week on Jan. 24 and Feb. 21.
- He is the son of current UCF Director of Player Development Kelvin Johnson (sixth year).

SKYWALKER

- Forward C.J. Walker returned to the Knights for his senior year after starting 19 games for the Knights last season. He saw action in all 30 games.
- Walker averaged 8.6 points for UCF along with 5.7 rebounds.
- Walker's 170 rebounds ranked second on the team last season.
- The senior forward's best game last season happened at Tulsa on March 6, 2022 where he recorded a career-high 19 points, four rebounds and a steal.

QUICK FACTS

UCF INFORMATION

Location	Orlando, Fla.
Founded	1963
Enrollment	70,000+
Nickname	Knights
Colors	Black and Gold
Conference	American Athletic
Interim President	Alexander Cartwright
Director of Athletics	Terry Mohajir
Athletics Phone	(407) 823-2261
Ticket Office Phone	(407) 823-1000

ADDITION FINANCIAL ARENA

Capacity	10,000
Year Opened	2007
Press Row Phone	(863) 409-8331

BASKETBALL HISTORY

First Year of Basketball	1969-70
First Year in Division I	1984-85
First Year in AAC	2013-14
All-Time Record	812-661/865-661*
NCAA Tournaments/Last	Five/2019

* 2008-09 (17-14), 2009-10 (15-17), 2011-12 (21-12) victories vacated due to NCAA sanctions

2022-23 TEAM INFORMATION

2021-22 Record	18-12
Conference Record/Finish	9-9/6th
Home Record	13-3
Road Record	4-8
Neutral Record	1-1
Conference Tournament	Quarterfinals
Postseason	--
Starters Returning/Lost	2/3
Total Returning/Lost	4/11
Newcomers	12

STRATEGIC COMMUNICATIONS

Primary Contact	Ken Landis
Seconday Contact	Justin Wilson
Cell Phone	(954) 531-4322
Email	klandis@athletics.ucf.edu
Mailing Address	Roth Athletics Center 4192 North Orion Blvd. Orlando, FL 32816
Website	www.UCFKnights.com
Twitter	@UCF_MBB
Instagram	UCF.MBB
Facebook	/UCFMensBasketball

UCFACTS - KNIGHT NOTES (CONT.)

SO LONG, SENIORS

- The Knights honored their six senior players (as well as their two graduate managers and four student managers) ahead of the game against Cincinnati on Feb. 23.
- UCF went on to win the game 75-61.
- The game marked the final regular season home appearance for Darius Perry, Brandon Mahan, Dre Fuller Jr., Cheikh Mbacke Diong, Levy Renaud and Ryan Anders.
- UCF's seniors have accounted for 43 percent of all scoring and the same percentage of minutes played for the Knights this season.
- Senior Darius Perry currently leads all Knights with 125 assists.
- Senior Cheikh Mbacke Diong leads the team with 179 rebounds and 43 blocks.
- Entering Thursday, three of the Knights' top five scorers are seniors (Perry, Mahan and Diong).

SHOCKED THE SHOCKERS

- UCF picked up its first win in program history over Wichita State on Feb. 8, 2022 taking down the Shockers 71-66 at Addition Financial Arena.
- The win was UCF's first over Wichita State in nine tries.
- The Knights have still yet to win in Wichita.
- Fifth-year guard Brandon Mahan had 19 points and a game-high-tying nine rebounds for UCF.
- Junior guard Darin Green Jr. added 17 points on five three-point goals.
- Senior front-liner Cheikh Mbacke Diong contributed 11 points and nine rebounds, while Darius Perry also had 10 points.

TAMED THE TIGERS

- The UCF men's basketball team defended its home court in a big way on Jan. 12, 2022 against visiting Memphis, taking down the Tigers 74-64 to move to 10-4, 2-2 on the season.
- In the process, UCF wiped out a handful of streaks as Memphis had defeated the Knights five straight times--and the Tigers had won three straight games (and four of five) at the time.
- Meanwhile, UCF had lost two in a row after winning five straight. All that came to an end after a superior early shooting exhibition by UCF paved the way in the victory over Memphis despite multiple late runs by the Tigers.
- Junior guard Darin Green Jr. notched 20 points (eight of 14 from the field). His four three-point goals keynoted a 45.8% shooting effort by the home team (11 of 28 on long-distance attempts).
- Junior C.J. Walker and freshman Darius Johnson added 12 points each--and Walker and senior Cheikh Mbacke Diong had seven rebounds apiece.
- Fifth-year guard Darius Perry had 11 points and five assists for UCF, as six different Knights connected for at least one three-pointer.
- The Tigers missed 12 of 18 free throws, turned the ball over 19 times and shot only 39.7%.
- The win marked the Knights' first over Memphis since Feb. 16, 2019 (W, 79-72), and moved the all-time series to 27-7 in favor of the Tigers.

DECEMBER STREAK

- UCF was riding high on a five-game winning streak after defeating Bethune-Cookman (12/5), North Carolina A&T (12/11), Temple (12/15), North Alabama (12/22) and Michigan (12/30) before their streak came to an end with a loss at SMU on Jan. 2.
- Over that stretch, the Knights outscored opponents 389-296 while shooting 49.6 percent from the field and 37.7 percent from three-point range.
- The Knights held a +7.2 rebounding margin over opponents during their winning streak.
- Meanwhile, UCF was holding opponents to a 36.9 field goal percentage, including 27.6 percent from deep.
- Junior Darin Green Jr. led the team over the five-game streak with 17.0 points per game and was shooting 48.7 percent from three (19-of-39).
- Darius Perry was dishing the ball out with solid efficiency as he led the Knights with 29 assists over that stretch (5.8 per game).

HANDLED THE HURRICANES

- UCF took care of business on the road in Miami as the Knights bested the Hurricanes, 95-89, at Watsco Center in Coral Gables, Florida on Nov. 13.
- UCF's 95 points marked the most scored over a 'Power 5' opponent in program history.
- The Knights' 95 points marked the most they have scored since Feb. 24, 2019, when UCF defeated SMU 95-48 in Orlando.
- UCF's Dec. 22, 2015 win over Bethune-Cookman was the last time the Knights had scored more than 95 points in a game (101).
- The Knights' win at Miami marked UCF's first over the Hurricanes since Nov. 21, 2013, when UCF won 63-58.
- Darin Green Jr. and Darius Perry knocked down a pair of early threes to give UCF the quick 10-4 lead and the Knights didn't look back from there as they didn't surrender the lead for the remainder of the game and were up as high as 17 points after going on a 9-0 run to open the second half.
- Darin Green Jr. finished three points shy of his career-high as the junior led the team with 23 points after hitting 5-of-9 from three-point range.
- C.J. Walker posted the first double-double of the year for UCF, scoring 14 and grabbing 11 rebounds, while two more Knights contributed with double-digit points in Brandon Mahan (15) and Isaiah Adams (12).
- UCF posted 16 offensive rebounds (27 total) in the win, the most offensive boards the Knights have tallied in a game since Nov. 28, 2019 against Penn.

NUMERICAL ROSTER

No.	Name	Pos.	Ht.	Wt.	Yr.	Hometown (High School/Previous School)
0	Lahat Thioune	F	6-10	225	R-Sr.	Dakar, Senegal (Florida Prep/Utah)
1	Jayhlon Young	F	6-2	175	R-So.	Dallas, Texas (Garland High School/Baton Rouge CC)
2	Michael Durr	G	7-0	250	5th	Atlanta, Ga. (Victory Rock Prep, South Florida/Indiana)
3	Darius Johnson	G	6-1	190	So.	Boys, Md. (Episcopal [Va.])
4	Brandon Suggs	G/F	6-6	185	Sr.	Powder Springs, Ga. (McEachern/EUCU)
5	P.J. Edwards	G	6-4	200	R-Fr.	Springfield, Ill. (Liberty Heights (N.C.))
10	Poohpha Warakulnukroh	G	5-11	180	So.	Bangkok, Thailand (Montverde Academy)
11	Tyem Freeman	G	6-6	210	R-Jr.	Springfield, Mo. (Parkview/Indian Hills CC)
12	Ithiel Horton	G	6-5	200	R-Sr.	Vauxhall, N.J. (Roselle Catholic/Delaware/Pitt)
13	C.J. Kelly	G	6-5	200	Sr.	Long Island, N.Y. (Queens/UMass)
14	Michael Kalina	G	6-1	185	Fr.	Boca Raton, Fla. (North Broward Prep)
15	Tyler Hendricks	G	6-5	175	Fr.	Fort Lauderdale, Fla. (Calvary Christian Academy)
21	C.J. Walker	F	6-8	205	Sr.	Sanford, Fla. (Oak Ridge/Oregon)
24	Charlie May	G	6-5	190	Fr.	Boca Raton, Fla. (St. Andrews School)
25	Taylor Hendricks	F	6-9	210	Fr.	Fort Lauderdale, Fla. (Calvary Christian Academy)
31	Thierno Sylla	F	6-11	225	Fr.	Conakry, Guinea (Royal Crown Academic School)

COACHING STAFF

Head Coach: Johnny Dawkins (Duke, 1986) - Seventh Season
Assistant Coach: Kevin Norris (Miami, 1998) - Seventh Season
Assistant Coach: Robbie Laing (Troy, 1982) - Seventh Season
Assistant Coach: Mamadou N'Diaye (Auburn, 2000) - Second Season
Director of Operations: Jaycob Ammerman (Flagler, 2013) - Seventh Season
Director of Player Development: Kelvin Johnson (Richmond, 1985) - Sixth Season
Special Assistant to the Head Coach: Ben Witherspoon (Embry-Riddle, 2006) - First Season
Athletic Trainer: Raymond Chiu (Texas, 2015) - Fourth Season
Head Strength Coach: Charles Stephenson (Virginia, 1989) - Second Season
Assoc. Director of Equipment: John Whitford (Manchester, 1995) - 20th Season

TV ROSTER



LAHAT THIOUNE
 #0 • F • R-Sr. • 6-10
 Dakar, Senegal



JAYHLON YOUNG
 #1 • G • R-So. • 6-2
 Dallas, Texas



MICHAEL DURR
 #2 • F • 5th. • 7-0
 Atlanta, Ga.



DARIUS JOHNSON
 #3 • G • So. • 6-1
 Boyds, Md.



BRANDON SUGGS
 #4 • G/F • Sr. • 6-6
 Powder Springs, Ga.



P.J. EDWARDS
 #5 • G • R-Fr. • 6-4
 Springfield, Ill.



POOHPHA WARAKULNUKROH
 #10 • G • So. • 5-11
 Bangkok, Thailand



TYEM FREEMAN
 #11 • G • R-Jr. • 6-6
 Springfield, Mo.



ITHIEL HORTON
 #12 • G • R-Sr. • 6-5
 Vauxhall, N.J.



C.J. KELLY
 #13 • G • Sr. • 6-5
 Long Island, N.Y.




MICHAEL KALINA
 #14 • G • Fr. • 6-1
 Boca Raton, Fla.



TYLER HENDRICKS
 #15 • G • Fr. • 6-5
 Fort Lauderdale, Fla.



C.J. WALKER
 #21 • F • Sr. • 6-8
 Sanford, Fla.



CHARLIE MAY
 #24 • G • Fr. • 6-5
 Boca Raton, Fla.



TAYLOR HENDRICKS
 #25 • F • Fr. • 6-9
 Fort Lauderdale, Fla.



THIERNO SYLLA
 #31 • C • Fr. • 6-11
 Conakry, Guinea



JOHNNY DAWKINS
 Head Coach
 Seventh Year



KEVIN NORRIS
 Assistant Coach
 Seventh Year



ROBBIE LAING
 Assistant Coach
 Seventh Year



MAMADOU N'DIAYE
 Assistant Coach
 Second Year

ALPHABETICAL ROSTER

No.	Name	Pos.	Yr.
2	Michael Durr	F	5th
5	P.J. Edwards	G	So.
11	Tyem Freeman	G	R-Jr.
25	Taylor Hendricks	F	Fr.
15	Tyler Hendricks	G	Fr.
12	Ithiel Horton	G	R-Sr.
3	Darius Johnson	G	So.
14	Michael Kalina	G	Fr.
13	C.J. Kelly	G	Sr.
24	Charlie May	G	Fr.
4	Brandon Suggs	G/F	Sr.
31	Thierno Sylla	F	Fr.
0	Lahat Thioune	F	R-Sr.
21	C.J. Walker	F	Sr.
10	Poohpha Warakulnukroh	G	So.
1	Jayhlon Young	G	R-So.

PRONUNCIATIONS

0	Lahat Thioune	La-haat	Chune (like June)
1	Jayhlon Young	Jay-len	----
10	Poohpha Warakulnukroh	Poo-pa	War-uh-cool-nuh-crow
11	Tyem Freeman	Ty-M	----
12	Ithiel Horton	Ith-E-ull	----
14	Michael Kalina	----	Kuh-leen-uh
31	Thierno Sylla	Tee-air-no	Seal-uh
AC	Robbie Laing	----	Lang (Hard A)
AC	Mamadou N'Diaye	Mom-uh-due	N-jie-ee
DO	Jaycob Ammerman	----	Am-err-man
AT	Raymond Chiu	----	Chew

BREAKDOWN BY LOCATION

Florida		
14	Michael Kalina	Fr.
15	Tyler Hendricks	Fr.
21	CJ Walker	Sr.
24	Charlie May	Fr.
25	Taylor Hendricks	Fr.
Georgia		
2	Michael Durr	5th
4	Brandon Suggs	Sr.
Illinois		
5	PJ Edwards	R-Fr.
International		
0	Lahat Thioune (Senegal)	R-Sr.
10	Poohpha Warakulnukroh (Thailand)	So.
31	Thierno Sylla (Guinea)	Fr.
Maryland		
3	Darius Johnson	So.
Missouri		
11	Tyem Freeman	R-Jr.
New Jersey		
12	Ithiel Horton	R-Sr.
New York		
13	CJ Kelly	Sr.
Texas		
1	Jayhlon Young	R-So.

BREAKDOWN BY CLASS

Freshman (6)		
5	P.J. Edwards	G
14	Michael Kalina	G
15	Tyler Hendricks	G
24	Charlie May	G
25	Taylor Hendricks	F
31	Thierno Sylla	C
Sophomore (3)		
1	Jayhlon Young	G
3	Darius Johnson	G
10	Poohpha Warakulnukroh	G
Junior (1)		
11	Tyem Freeman	G
Senior (6)		
0	Lahat Thioune	F
2	Michael Durr	F
4	Brandon Suggs	G/F
12	Ithiel Horton	G
13	C.J. Kelly	G
21	C.J. Walker	F

UCF'S RECORD WHEN...

Win the tip	4-0
Lose the tip	0-1
Home games	2-1
Away games	0-0
Neutral site games	2-0
vs. Top 25 teams	0-0
Lead at Halftime	3-0
Trail at Halftime	1-1
Tied at Halftime	0-0
In Overtime	1-1
Lead with 10:00 remaining	3-1
Trail with 10:00 remaining	1-0
Tied with 10:00 remaining	0-0
Lead with 5:00 remaining	3-1
Trail with 5:00 remaining	1-0
Tied with 5:00 remaining	0-0
Lead with 2:00 remaining	4-1
Trail with 2:00 remaining	0-0
Tied with 2:00 remaining	0-0
Score Fewer than 50 Points	0-0
Score 50-59 Points	1-0
Score 60-69 Points	2-0
Score 70-79 Points	1-0
Score 80-89 Points	0-0
Score 90+ Points	0-1
Opponent Scores Fewer than 50 Points	1-0
Opponent Scores 50-59 Points	3-0
Opponent Scores 60-69 Points	0-0
Opponent Scores 70-79 Points	0-0
Opponent Scores 80-89 Points	0-0
Opponent Scores 90+ Points	0-1
Shoot Under 30 Percent	0-0
Shoot 30-39 Percent	3-0
Shoot 40-49 Percent	1-1
Shoot 50+ Percent	0-0
Opponent Shoots Under 30 Percent	2-0
Opponent Shoots 30-39 Percent	2-0
Opponent Shoots 40-49 Percent	0-0
Opponent Shoots 50+ Percent	0-1
Outrebound Opponent	2-0
Outrebounded by Opponent	2-1
Rebounds equal	0-0
Commit fewer turnovers	2-1
Commit more turnovers	2-0
Turnovers equal	0-0
Outscore opponent's bench	4-1
Opponent bench scores more	0-0
Games Decided by 1-5 Points	1-1
Games Decided by 6-10 Points	1-0
Games Decided by 11-19 Points	1-0
Games Decided by 20+ Points	1-0
Wearing white	2-1
Wearing black	2-0
November	4-1
December	0-0
January	0-0
February	0-0
March	0-0
Monday	1-1
Tuesday	0-0
Wednesday	0-0
Thursday	0-0
Friday	2-0
Saturday	0-0
Sunday	1-0

THE LAST TIME...

Category	UCF	Opponent
Scored 100	101 vs. Bethune (12/22/15)	100 vs. Tulane (1/14/15)
Scored 110	115 vs. West Florida (11/12/10)	127 vs. Southern (2/24/93)
Scored 120	130 vs. Florida Tech (1/23/80)	127 vs. Southern (2/24/93)
Scored under 40	38 vs. #11 Cincinnati (1/16/18)	37 vs. Western Illinois (11/14/22)
Scored under 50	49 vs #7 Houston (1/29/22)	37 vs. Western Illinois (11/14/22)
Won by 30	33 vs. Western Illinois (11/14/22)	37 at #6 Cincinnati (2/6/18)
Won by 40	47 vs. SMU (2/24/19)	42 at Coll. of Charles. (2/1/96)
Won by 50	54 vs. West Florida (11/12/10)	50 at North Carolina (12/2/89)
Made 40 FG	40 at Marshall (2/27/10)	41 at Florida State (12/6/14)
Attempted 80 FG	81 vs. UNC Asheville (11/7/22)	80 vs. Tulane (1/14/15)
Made 12 3-pt FG	14 vs South Florida (2/3/22)	12 at Tulsa (3/6/22)
Made 15 3-pt FG	15 at ECU (1/18/22)	16 vs. Tulane (1/14/15)
Attempted 30 3-pt FG	33 vs. UNC Asheville (11/7/22)	30 at Wichita State (1/30/21)
Made 30 FT	30 at Tulane (12/28/16)	30 at Houston (1/3/20)
Made 35 FT	36 vs. Bethune (12/22/15)	43 at Marshall (2/27/10)
Attempted 40 FT	44 vs. South Florida (2/13/19)	40 at Wichita State (1/26/22)
Attempted 50 FT	56 vs. FAU (12/15/93)	67 at Marshall (2/27/10)
Had 50 rebounds	52 vs. FSU (11/11/22)	53 at South Florida (1/15/22)
Had 60 rebounds	69 vs. West Florida (12/17/93)	61 at Georgia (12/19/95)
Had 25 assists	27 vs. Florida A&M (1/5/13)	28 vs. Louisville (12/31/13)
Had 30 assists	30 vs. Campbell (2/28/04)	43 at Dayton (12/3/88)
Had 15 steals	16 at Cincinnati (2/19/20)	20 at Memphis (2/1/21)
Had 20 steals	22 vs. Navy (12/6/03)	20 at Memphis (2/1/21)
Had 10 blocks	13 vs. South Florida (3/10/22)	15 vs. St. John's (11/26/17)
Had 14 blocks	14 vs. Temple (3/12/14)	15 vs. St. John's (11/26/17)
Didn't hit a 3-pt FG	0-14 at #6 Cincinnati (2/6/18)	0-23 vs. UAB (1/9/13)
Won an OT game	60-56 vs. Oklahoma State (11/18/22)	98-95 vs. UNC Asheville (11/7/22)
Lost an OT game	98-95 vs. UNC Asheville (11/7/22)	60-56 vs. Oklahoma State (11/18/22)
Multiple OT game	98-95 vs. UNC Asheville (11/7/22)	98-95 vs. UNC Asheville (11/7/22)

Category	UCF Player
Scored 25 pts	27, Darin Green Jr. vs. Michigan (12/30/21)
Scored 30 pts	32, Brandon Mahan at #15 Florida State (12/19/20)
Scored 35 pts	36, Aubrey Dawkins at Temple (3/9/19)
Scored 40 pts	45, Jermaine Taylor vs. Rice (2/25/09)
Two players score 20 pts	vs. UNC Asheville (11/7/22)
	Taylor Hendricks (23), C.J. Kelly (20)
Two players score 25 pts	vs. Michigan (12/30/21)
	Darin Green Jr. (27), Brandon Mahan (26)
Three players score 20 pts	at #15 Florida State (12/19/20)
	Brandon Mahan (32), Isaiah Adams (22), Darin Green Jr. (20)
Five players score 10 pts	vs. UNC Asheville (11/7/22)
	Taylor Hendricks (23), C.J. Kelly (20), Brandon Suggs (16)
	Ithiel Horton (12), Michael Durr (11)
Three reserves score 10 pts	at Illinois State (11/17/19)
	Brandon Mahan (17), Darin Green Jr. (13), Avery Diggs (10)
Made 20 FG	23, Bo Clark vs. Florida Tech (1/17/79)
Attempted 20 FG	20, Dazon Ingram vs. Penn (11/28/19)
Attempted 30 FG	31, Jermaine Taylor vs. ECU (3/7/09)
Made 5 3-point FG	5, Darin Green at Tulsa (3/6/22)
Made 6 3-point FG	6, Darin Green Jr. vs. South Florida (2/3/22)
Made 7 3-point FG	7, Darin Green Jr. vs. Michigan (12/30/21)
Made 10 3-point FG	11, Matt Williams vs. South Florida (1/17/17)
Attempted 15 3-pt FG	15, Darin Green Jr. vs. South Florida (2/3/22)
Attempted 20 3-pt FG	21, Matt Williams vs. South Florida (1/17/17)
Made 10 FT	10, Brandon Mahan at Miami (11/13/21)
Made 15 FT	15, Bennie Shaw vs. Medgar Evers (12/18/75)
Attempted 15 FT	15, Collin Smith vs. Cincinnati (1/11/20)
Attempted 20 FT	21, Tacko Fall vs. South Florida (2/13/19)
Had 15 rebounds	16, CJ Walker at Tulane (3/6/22)
Had 20 rebounds	20, Tacko Fall vs. SMU (2/24/19)
Had 10 assists	10, Dazon Ingram at ECU (2/6/20)
Had 12 assists	13, Brandon Goodwin at Tulane (2/19/15)
Had 6 blocks	6, Tacko Fall at Missouri (12/2/18)
Had 8 blocks	8, Tom Herzog vs. Bethune-Cookman (12/11/10)
Had 7 steals	9, Isaiah Sykes vs. Georgia Southwestern (2/26/13)
Had a double-double	Taylor Hendricks vs. Oklahoma State - 16 pts/12 reb (11/18/22)
Had a triple-double	Isaiah Sykes vs. East Carolina - 20 pts/16 reb/11 ast (2/9/13)

JOHNNY DAWKINS

Head Coach | Seventh Season



Johnny Dawkins was named UCF's seventh head men's basketball coach on March 23, 2016. In five seasons at the helm, Dawkins has led the program to new heights, including guiding UCF to its first at-large berth into the NCAA Tournament in 2018-19, as well as helping the Knights to their first NCAA Tournament victory in the same season.

Dawkins closed out the 2021-22 with an 18-12 overall record, including a 9-9 mark in The American. UCF accrued a number of impressive victories on the season, taking down Michigan, Miami, Memphis and Wichita State (for the first time) in the regular season, as well as rivals South Florida in the first round of the conference tournament to end the Bulls' season. Junior Darin Green Jr. was named third team all-conference and freshman Darius Johnson picked up conference all-freshman team accolades. In UCF's Dec. 11 win over N.C. A&T, Dawkins picked up his 100th career-victory, becoming the fastest coach in program history and just the third one to ever do so.

Following the end of the 2021-22 season, Dawkins is now 112-72 all-time as head coach of the Knights, a winning percentage of .609, currently the second-highest in program history, trailing only Torchy Clark's .755 mark.

Dawkins led UCF to a 11-12 overall record for the COVID-19 affected 2020-21 season, including an 8-10 record in league play. The Knights had one of the most difficult non-conference schedules in the nation, including Oklahoma, Auburn, Michigan and Florida State. The game against the Sooners was canceled, but UCF went 2-1 in the other three games, defeating Auburn at home and winning at 15th-ranked Florida State, the program's first victory over the Seminoles.

The Knights won five of their last six games to end the season, and three members of Dawkins' 2020-21 team were recognized by the conference for their efforts on the court throughout the season as Darius Perry and Brandon Mahan earned third-team all-conference honors while Isaiah Adams was named to the all-freshman team.

It marked just the second time that the Knights have put multiple student-athletes on The American's all-conference teams and the ninth time in the program's Division I history that multiple Knights have earned all-conference honors in the same season, dating back to the 1993-94 season. With two players on the three all-conference teams, only Houston had more players earn all-conference honors.

The COVID-19 pandemic halted the 2019-20 season before the AAC Tournament could get underway, and the Knights finished the year with a record of 16-14. UCF earned wins over rival South Florida, Tulsa, SMU and on the road at Cincinnati for the first time in program history.

The 2018-19 season was one of Dawkins' best to date as he guided UCF to a nine seed in the NCAA tournament, their highest seed in five all-time NCAA Tournament appearances, and defeated eighth seeded VCU, 73-58 in first-round action.

UCF then came inches away from upsetting top overall seed Duke in the second round, ultimately falling 77-76 to Mike Krzyzewski, Zion Williamson, RJ Barrett and company as BJ Taylor's floater rimmed out and Aubrey Dawkins' tip-in barely missed at the buzzer.

The Knights were stellar down the stretch to secure their at-large NCAA Tournament berth winning on the road at No. 6/8 Houston to snap the Cougars' 33-game home win streak, and then topping No. 19/20 Cincinnati in Orlando on Senior Knight. It marked the first time UCF had earned multiple victories over ranked opponents in the same season, and the Knights did it in back-to-back games.

UCF finished the year 24-9, tied for the fourth most wins in a single season in program history. The Knights' 23 regular season wins marked a new record in UCF's Division I era. The team went 13-5 in American Athletic Conference play, the team's most league wins since joining The American, and earned the four seed in the conference tournament for the second time in three seasons.

Known for their defense under Dawkins, the Knights ranked 11th in the nation in defensive field goal percentage, holding opponents to just 39.4 percent from the floor in 2018-19. UCF was also 27th in scoring defense, allowing 64.5 points per game.

That same season, UCF cracked the Associated Press Top 25 Poll for the first time since 2011, earning a ranking of 25 late in the regular season. It was the latest into a season that the Knights have ever been ranked. The home finale against Cincinnati marked the first matchup of ranked teams at Addition Financial Arena.

Dawkins led UCF back to the NCAA Tournament for the first time since 2005, and the first time as an at-large selection. The previous four NCAA Tournaments were as champions of the Atlantic Sun Conference Tournament in 1994, 1996, 2004 and 2005. He helped three individuals earn all-conference accolades from The American in 2018-19, as UCF led the league with three honorees. B.J. Taylor became the first Knight to earn first team honors from The American, while Aubrey Dawkins was named second team and Tacko Fall added third team honors.

Following the end of the 2018-19 regular season, Dawkins was named a finalist for the Skip Prosser Man of the Year Award and the Ben Jobe National Coach of the Year Award.

In five years, Johnny Dawkins has led UCF to new heights on the basketball court, including four winning seasons, but he has done a similarly successful job with his players in the classroom. With Dawkins at

COACHING EXPERIENCE

2016-present	UCF	Head Coach
2008-16	Stanford	Head Coach
2000-08	Duke	Associate Head Coach
2006-08	USA Basketball	Player Personnel
1998-99	Duke	Assistant Coach

NBA EXPERIENCE

1994-95	Detroit Pistons
1989-94	Philadelphia 76ers
1986-89	San Antonio Spurs
1986	Drafted, Spurs - 10th Overall

the helm, the Knights men's basketball program recorded an average semester team GPA over 3.0 for the first time in recorded history. They then did it again, setting a new program record with an average semester GPA of 3.03 in the spring of 2019.

When Dawkins took over at UCF, the Knights had gone 12-18 the season before and hadn't finished above .500 since 2012-13. He then led the Black and Gold to a 24-12 record in his first season at the helm, the sixth best turnaround in the nation. With just seven scholarship players due to transfers and injuries, the Knights earned the fourth seed – their highest ever – in the American Athletic Conference Tournament, eventually falling to league champion SMU in the semifinals.

It was a season full of firsts in 2016-17, as UCF hosted its first NIT game, defeating Colorado for the program's first win in an NIT or NCAA Tournament game. The Knights went on to defeat top seeded Illinois State on the road, before coming home to the first sell-out crowd at Addition Financial Arena and winning 68-58 over Illinois to earn a spot in the NIT Final Four.

Under Dawkins' leadership, UCF led all NCAA Division I teams in defensive field goal percentage in 2016-17, holding opponents to just 36.5 percent from the floor. The Knights were also sixth in the nation, allowing only 61.2 points per game, and gave up 45 or less points in four games over the course of the year. Dawkins was named a finalist for both the Jim Phelan and Ben Jobe National Coach of the Year awards his first season at UCF.

2016-17 Individual Honors

- Tacko Fall was named The American Defensive Player of the Year, Lefty Driesell Defensive All-America, and finalist for Kareem Abdul-Jabbar Award
- B.J. Taylor earned Second Team All-Conference honors from The American after leading UCF with 17.4 points per game
- Matt Williams set new UCF records for three-pointers in a career, in a season and in a game, before signing a professional contract with the Miami Heat

In year two at the helm, Dawkins had to deal with significant injuries to his three best players. His son, Aubrey Dawkins, missed the entire season with a shoulder injury, B.J. Taylor missed the first half of the season, and Tacko Fall missed the second half of the year. Taylor and Fall only played one game together.

Through the injuries, Dawkins led the Knights to a 19-13 record, at that point second only to his first season record in the last five years of UCF Basketball. The team also had a number of firsts in year two under Dawkins.

Firsts in 2017-18

- First win over UConn at home and first since joining The American
- First win over SMU since joining The American
- First win over Memphis on the road
- First win over a ranked opponent in a true road game, defeating No. 24 Alabama

And the defense was as good as ever in Dawkins' second year coaching the Black and Gold.

Defensive Accomplishments in 2017-18

- Held three opponents under 40 points
 - Before the season, UCF had only held two opponents to less than 40 points in 33-year Division I history
- Set new school record, holding SMU to 37 points
- Ranked third in the nation, holding opponents to 61.7 points per game
- Ranked 10th in the nation, holding opponents to 40.1 percent from the field

STANFORD STINT

Stanford put together four 20-win seasons in Dawkins' tenure as head coach. He is only the second coach in Stanford history with at least four 20-win seasons. Stanford's success on the court came against some of the toughest schedules in the nation. During the 2015-16 season, the Cardinal faced the sixth-most difficult slate in the country. A nation-leading 17 of Stanford's 30 games came against RPI Top 50 squads. Stanford's strength of schedule was rated in the top 50 each of the past four seasons, including two in the top 20, with an average rank of 27.75.





The Cardinal basketball program also excelled in the classroom during Dawkins' tenure, earning at least three Pac-12 All-Academic selections for five consecutive seasons and producing back-to-back Pac-12 Scholar-Athlete of the Year recipients (2014, 2015). Stanford also received annual national academic recognition, with three players earning National Association of Basketball Coaches (NABC) Honors Court status in 2015. The Cardinal was one of 20 NCAA Division I teams to earn an NABC Team Academic Excellence Award last season.

In 2012, Dawkins mentored Chasson Randle to become the consummate student-athlete. Randle finished that season as Stanford's all-time leading scorer and earned the program's first Academic All-America First Team selection since 2006. Under Dawkins, Stanford recorded back-to-back perfect Academic Progress Rate scores of 1000 in both the 2012-13 and 2013-14 reports, the two most recent to be released by the NCAA.

Player development was also markedly improved at Stanford under Dawkins' tutelage. Four Cardinal players were selected in the NBA Draft following their collegiate careers.

LEARNING FROM A LEGEND

The Washington, D.C. native coached for 10 years under the legendary Mike Krzyzewski at Duke. During Dawkins' decade as a coach at Duke, the Blue Devils won a national championship (2001), tallied six ACC regular season championships, recorded seven ACC Tournament titles and posted a 330-60 record. In four consecutive seasons from 1999-2002, Duke finished the regular season ranked No. 1 in both national polls, a first in college basketball history. Duke reached a No. 1 national ranking in seven of the 10 seasons with Dawkins on the coaching staff.

While at Duke, he also served as the Player Personnel Director for the USA Basketball Senior National Team from 2006-08.

DECORATED DUKIE

Following a prolific high school career at Mackin Catholic in Washington, D.C., Dawkins made his way to Duke, where he would become one of the most decorated players to step foot in Durham, North Carolina. Dawkins played for the Blue Devils from 1983-86, earning Consensus All-America honors twice (1985, 1986). Dawkins was also voted as the 1986 Naismith National Player of the Year and named a Freshman All-American in 1983. During his collegiate career, he helped lead Duke to three NCAA Tournament berths, including an NCAA National Championship Game appearance in 1986. He was listed as an All-ACC honoree in all four seasons as a Blue Devil.

Dawkins finished his career as the school's all-time leading scorer and held that honor until 2006 when J.J. Redick surpassed his mark of 2,556 points. He recorded double-figure point totals in 129-of-133 collegiate games. Dawkins led the Blue Devils in scoring all four years, recording the fourth-highest season point total in school history with 809 in 1986. Dawkins remains Duke's career record-holder in field goals (1,026) and field goals attempted (2,019) while also owning the school's best single-season mark for field goals (331) during the 1986 campaign.

Dawkins was inducted into the Duke Sports Hall of Fame in September 1996. His jersey number 24 was retired by the school.

PROFESSIONAL EXPERIENCE

A 1986 first-round draft pick (10th overall) by San Antonio, Dawkins saw action in nine NBA seasons with the Spurs, Philadelphia 76ers and Detroit Pistons. He averaged 11.1 points and 5.5 assists over 541 career NBA games.

GIVING BACK TO THE GAME

Dawkins has served as a member of the National Association of Basketball Coaches Board of Directors since 2012. He also currently serves on the NCAA Division I Men's Basketball Ethics Coalition, an independent committee of current and former coaches, charged with promoting ethical conduct through leadership, education and mentoring opportunities, while identifying key issues challenging the coaching community.

COACHING RECORD

Year	School	Record	Pct
2008-09	Stanford	20-14	.588
2009-10	Stanford	14-18	.438
2010-11	Stanford	15-16	.484
2011-12	Stanford	26-11	.703
2012-13	Stanford	19-15	.559
2013-14	Stanford	23-13	.639
2014-15	Stanford	24-13	.649
2015-16	Stanford	15-15	.500
2016-17	UCF	24-12	.667
2017-18	UCF	19-13	.594
2018-19	UCF	24-9	.742
2019-20	UCF	16-14	.533
2020-21	UCF	11-12	.478
2021-22	UCF	18-12	.600
At UCF	6 Seasons	112-72	.609
Total	14 Seasons	268-187	.589

COACHING HIGHLIGHTS

2008-09	CBI Semifinals
2011-12	NIT Champions
2012-13	NIT Second Round
2013-14	NCAA Sweet 16
2014-15	NIT Champions
2016-17	NIT Semifinals
	Finalist for Jim Phelan National Coach of the Year
	Finalist for Ben Jobe National Coach of the Year
2018-19	Finalist for Skip Prosser Man of the Year
	Finalist for Ben Jobe National Coach of the Year
	NCAA Tournament

COLLEGIATE CAREER

1982-86	Duke University
1985-86	Naismith National Player of the Year
	Consensus First Team All-America
	First Team All-ACC
	NCAA East Regional MVP
	ACC Tournament MVP
	Duke Team MVP
	Duke Co-Captain
1984-85	Consensus First Team All-America
	First Team All-ACC
	Duke Team MVP
1983-84	Second Team All-ACC
	Duke Team MVP
1982-83	Freshman All-America
	Second Team All-ACC
	Duke Team MVP

THE DAWKINS FILE

Hometown	Washington, D.C.
High School	Mackin Catholic
College	Duke, 1986



Laht Thioune | F | R-Sr. | 6-10 | 225

Dakar, Senegal | Florida Prep. | Utah

BIO INFORMATION

REDSHIRT JUNIOR (2021-22, AT UTAH)

- Saw action in 27 games, starting in five.
- Played in a career-high 301 minutes, scoring a career-high 103 points for an average of 3.8 points per game over the course of the season.
- Also logged career-highs in free throws made (21), rebounds (94), assists (9) and steals (8).
- Earned a season-high and career-high 16 points at home against Manhattan (12/11); went eight-for-eight in free throws that night.

PERSONAL

- Son of Modou Ada Thioune and Maimouna Kane.
- Majoring in International Studies.

REDSHIRT SOPHOMORE (2020-21, AT UTAH)

- Saw action in 20 games off the bench
- Played a season-high 20:57 minutes against Idaho (12/18) at home
- Scored a season-high against Arizona State (3/6) with nine points, going a perfect 4-of-4 from the floor – including a 3-pointer.

REDSHIRT FRESHMAN (2019-20, AT UTAH)

- Saw action in 25 games with a pair of starts his redshirt season
- Made his collegiate debut at Nevada (11/5) and scored his first point before recorded his first Division I basket against Mississippi Valley State (11/8)
- Made his first-career start against UC Davis, scoring 7 points with 2 rebounds on 3-of-3 shooting
- Started the second game of his career at Colorado.

FRESHMAN (2018-19, AT UTAH)

- Did not see game action; Redshirt Season.

HIGH SCHOOL

- Originally hails from Dakar, Senegal, but played high school basketball at Florida Prep (Melbourne, Fla.)
- Helped lead his high school squad to a 25-6 overall record and a perfect 13-0 mark in division play, while also guiding the team to the FHSAA Class 2A state semifinals
- Went on to average 14 points and eight rebounds per game this past season.

2022-23 GAME HIGHS

Points	4	2x, last vs. Oklahoma State (11/18/22)
Rebounds	10	vs. FSU (11/11/22)
Assists	1	2x, last vs. Santa Clara (11/20/22)
Steals	1	vs. FSU (11/11/22)
Blocks	N/A	-
Field Goals Made	2	2x, last vs. Oklahoma State (11/18/22)
Field Goals Attempted	5	vs. Oklahoma State (11/18/22)
3-Point Field Goals Made	N/A	-
3-Point Field Goals Attempted	N/A	-
Free Throws Made	N/A	-
Free Throws Attempted	N/A	-

SINGLE-GAME CAREER HIGHS

Points	16	at Manhattan (12/11/21)
Rebounds	11	at Southern California (12/1/21)
Assists	1	12x, last vs. Western Illinois (11/14/22)
Steals	2	2x, last at California (12/05/21)
Blocks	2	3x, last at Oregon (1/04/20)
Field Goals Made	4	4x
Field Goals Attempted	7	2x, last vs. Arizona (02/24/22)
3-Point Field Goals Made	1	vs. Arizona State (03/06/21)
3-Point Field Goals Attempted	1	vs. Arizona State (03/06/21)
Free Throws Made	8	vs. Manhattan (12/11/21)
Free Throws Attempted	8	vs. Manahattan (12/11/21)

GAME-BY-GAME STATS

Opponent	Date	GS	MIN	Total		3-Pointers		Free throws		Rebounds											
				FG-FGA	PCT	3FG-3FGA	PCT	FT-FTA	PCT	OFF	DEF	TOT	AVG	PF	A	TO	BLK	STL	PTS	AVG	
UNC Asheville	11/07/2022		05:50	0-1	.000	0-0	.000	0-0	.000	0	1	1	1.0	0	0	1	0	0	0	0	0
Florida St.	11/11/2022		24:47	2-4	.500	0-0	.000	0-0	.000	5	5	10	5.5	1	0	1	0	1	4	2.0	
Western Ill.	11/14/2022		17:18	1-3	.333	0-0	.000	0-0	.000	0	3	3	4.7	4	1	0	0	0	2	2.0	
vs Oklahoma St.	11/18/2022		12:24	2-5	.400	0-0	.000	0-0	.000	1	2	3	4.3	1	0	0	0	0	4	2.5	
vs Santa Clara	11/20/2022		14:55	1-2	.500	0-0	.000	0-0	.000	0	2	2	3.8	1	1	1	0	0	2	2.4	
Totals			0	75:14	6-15	.400	0-0	.000	0-0	6	13	19	3.8	7	2	3	0	1	12	2.4	

Player Averages

Games Played	Minutes/game	Points/game	FG Pct	3FG Pct	FT Pct	Rebounds/game	Assists/game	Turnovers/game	Assist/Turnover ratio	Steals/game	Blocks/game
5	15.0	2.4	40.0	0.0	0.0	3.8	0.4	0.6	0.7	0.2	0.0

CAREER STATS

SEASON	TEAM	GP-GS	MIN/AVG	Field Goals		3-Point		F-Throws		Rebounds				Scoring						
				FG-FGA	FG%	3FG-3FGA	3FG%	FT-FTA	FT%	OFF	DEF	TOT	AVG	PF-FO	A	TO	BLK	STL	PTS	AVG
2019-20	Utah	25-2	224/9.0	16-24	.667	0-0	.000	13-20	.650	19	39	58	2.3	28-0	1	11	8	4	45	1.8
2020-21	Utah	20-0	113/5.6	11-16	.688	1-1	1.000	4-4	1.000	10	13	23	1.2	14-0	1	9	0	4	27	1.4
2021-22	Utah	28-5	312/11.1	42-69	.609	0-0	.000	21-25	.840	33	63	96	3.4	33-0	9	32	5	8	105	3.8
2022-23	UCF	5-0	75/15.0	6-15	.400	0-0	.000	0-0	.000	6	13	19	3.8	7-0	2	3	0	1	12	2.4
TOTAL FOR UCF	5-0	75/15.0	6-15	.400	0-0	.000	0-0	.000	0-0	6	13	19	3.8	7-0	2	3	0	1	12	2.4
TOTAL	78-7	724/9.3	75-124	.605	1-1	1.000	38-49	.776	68	128	196	2.5	82-0	13	55	13	17	189	2.4	



1

Jayhlon Young | G | R-So. | 6-2 | 175

Dallas, Texas | Garland | Baton Rouge CC

BIO INFORMATION

SOPHOMORE (2021-22, AT BATON ROUGE CC)

- Started in 25 games for the Bears
- Averaged 15.9 points, 6.9 rebounds and 3.0 assists
- Shot 47.6 percent from the field and 33.6 percent from three-point range

FRESHMAN (2020-21, AT BATON ROUGE CC)

- On the season, played and started in 16 of the Bears' 23 games
- Tallied 13.1 points, 4.8 rebounds and 2.6 assists per contest while shooting 39.2 percent from the field
- Played and started in 10 conference games for the Bears, scoring 122 points with 50 rebounds, 29 assists, 19 steals and six blocks during conference play
- Best game of the season came in the team's last game on April 1, where he posted 25 points on 6-of-14 shooting from beyond the arc and 9-of-22 overall. He added three rebounds, two steals and a block.
- On the season, tallied 14 or more points in seven contests.

HIGH SCHOOL

- Attended Garland High school where he played basketball for head coach Randy Love.
- Was a member of the Owls 1000-point club.
- Was a two-time First Team All-District member and Offensive Player of the Year.

PERSONAL

- Hometown is Dallas, Texas.
- Is the son of Stacy Manning and Monika Bridges.
- Has three brothers, K'i Monte Rose, KeiDren Rose and Tahj Murphy.
- Favorite athlete is Kylie Irving, and his favorite pro team is the Brooklyn Nets.
- Person he admires the most is his mother.

2022-23 GAME HIGHS

Points	17	vs. FSU (11/11/22)
Rebounds	6	vs. UNC Asheville (11/7/22)
Assists	6	vs. Santa Clara (11/20/22)
Steals	2	vs. Oklahoma State (11/18/22)
Blocks	1	vs. Santa Clara (11/20/22)
Field Goals Made	6	vs. FSU (11/11/22)
Field Goals Attempted	10	vs. FSU (11/11/22)
3-Point Field Goals Made	2	2x, last vs. FSU (11/11/22)
3-Point Field Goals Attempted	5	vs. UNC Asheville (11/7/22)
Free Throws Made	3	2x, last vs. Oklahoma State (11/18/22)
Free Throws Attempted	4	2x, last vs. Oklahoma State (11/18/22)

SINGLE-GAME CAREER HIGHS

Points	17	vs. FSU (11/11/22)
Rebounds	6	vs. UNC Asheville (11/7/22)
Assists	6	vs. Santa Clara (11/20/22)
Steals	2	vs. Oklahoma State (11/18/22)
Blocks	1	vs. Santa Clara (11/20/22)
Field Goals Made	6	vs. FSU (11/11/22)
Field Goals Attempted	10	vs. FSU (11/11/22)
3-Point Field Goals Made	2	2x, last vs. FSU (11/11/22)
3-Point Field Goals Attempted	5	vs. UNC Asheville (11/7/22)
Free Throws Made	3	2x, last vs. Oklahoma State (11/18/22)
Free Throws Attempted	4	2x, last vs. Oklahoma State (11/18/22)

CAREER STATS

		Field Goals		3-Point		F-Throws		Rebounds				Scoring									
SEASON	TEAM	GP-GS	MIN/AVG	FG-FGA	FG%	3FG-3FGA	3FG%	FT-FTA	FT%	OFF	DEF	TOT	AVG	PF	FO	A	TO	BLK	STL	PTS	AVG
2022-23	UCF	5-5	160/32.0	13-34	.382	5-14	.357	6-8	.750	4	12	16	3.2	14-0	18	15	1	4	37	7.4	
TOTAL		5-5	160/32.0	13-34	.382	5-14	.357	6-8	.750	4	12	16	3.2	14-0	18	15	1	4	37	7.4	

GAME-BY-GAME STATS

Opponent	Date	GS	MIN	Total		3-Pointers		Free throws		Rebounds				PF	A	TO	BLK	STL	PTS	AVG	
				FG-FGA	PCT	3FG-3FGA	PCT	FT-FTA	PCT	OFF	DEF	TOT	AVG								
UNC Asheville	11/07/2022	*	43:24	3-8	.375	2-5	.400	0-0	.000	1	5	6	6.0	3	3	4	0	0	8	8.0	
Florida St.	11/11/2022	*	35:35	6-10	.600	2-2	1.000	3-4	.750	2	1	3	4.5	1	4	6	0	1	17	12.5	
Western Ill.	11/14/2022	*	20:35	2-5	.400	0-2	.000	0-0	.000	0	0	0	3.0	2	0	0	0	1	4	9.7	
vs Oklahoma St.	11/18/2022	*	37:41	2-9	.222	1-4	.250	3-4	.750	0	4	4	3.3	4	5	4	0	2	8	9.3	
vs Santa Clara	11/20/2022	*	22:43	0-2	.000	0-1	.000	0-0	.000	1	2	3	3.2	4	6	1	1	0	0	7.4	
Totals			5	159:58	13-34	.382	5-14	.357	6-8	.750	4	12	16	3.2	14	18	15	1	4	37	7.4

Player Averages

Games Played	Minutes/game	Points/game	FG Pct	3FG Pct	FT Pct	Rebounds/game	Assists/game	Turnovers/game	Assist/Turnover ratio	Steals/game	Blocks/game
5	32.0	7.4	38.2	35.7	75.0	3.2	3.6	3.0	1.2	0.8	0.2





2

Michael Durr | F | 5th | 7-0 | 250
Atlanta, Ga. | Victory Rock Prep | Indiana

BIO INFORMATION

SENIOR (2021-22, AT INDIANA)

- Played in 30 games off the bench
- Averaged 1.5 points and 1.0 rebounds
- Shot 73.1% from the free throw line
- Had 14 assists
- Saw his first action against NIU and posted two points and an assist in 10 minutes
- Finished with two points, five boards, four assists, a block and a steal against Jackson State
- Had a season-high four points and added a rebound at Wisconsin
- Chipped in five points and three boards against Merrimack
- Played a season-high 24 minutes and had four points, two steals and two blocks against Purdue
- Had four points against Michigan
- Had two points, two boards and an assist against Illinois
- Played eight minutes against Rutgers and had two rebounds, two blocks and an assist
- Played eight minutes against Purdue and had two points, three boards, a steal and a block

JUNIOR (2020-21, AT SOUTH FLORIDA)

- Started all 19 games and averaged a career-best 8.8 points and 7.9 rebounds
- Finished fourth in the AAC in rebounding, eighth in free throw percentage (79.0%) and in blocked shots (0.9)
- Had a career-high 18 points at Wichita State
- Posted career-bests in triples (2) and field goals made (6)
- Scored in double figures nine times and had three double-doubles
- Finished the season with 13 points and 13 boards with two blocks in the AAC Tournament
- Had 11 points and 11 caroms with two blocks in the first round of that tournament against Temple
- Posted 14 points and seven rebounds against Houston
- Contributed 14 points and 10 rebounds at Cincinnati
- Notched 14 points and nine rebounds against Florida Gulf Coast.

SOPHOMORE (2019-20, AT SOUTH FLORIDA)

- Started in 29-of-30 games, averaging 6.7 points per game
- Ranked first on the team and 15th in The American in rebounding with 6.1 rebounds per game
- Was first on the team and ninth in The American with 2.3 offensive rebounds per game
- Ranked 14th in the conference with 0.8 blocked shots per game
- Registered a career-best four blocked shots against New Mexico State
- Scored eight points and grabbed 11 rebounds against Nebraska
- Finished with 11 rebounds in a victory over Furman
- Scored 15 points and added seven rebounds and one block against Florida State
- Had 12 points and nine rebounds in a victory against UConn
- Finished with 11 points and five rebounds at UCF
- Scored 10 points and added four rebounds at UConn
- Scored 15 points to go along with eight rebounds in an OT victory against East Carolina
- Had 12 points, seven rebounds and three blocks in a road win at Temple
- Scored 13 points and had eight rebounds against Cincinnati.

FRESHMAN (2018-19, AT SOUTH FLORIDA)

- Started 37-of-38 games played, averaging 5.7 points, 6.2 rebounds and 1.2 blocks per game
- Ranked second on the team and 13th in The American in rebounds per game
- Ranked seventh in The American in blocks per game
- Recorded the second-most rebounds (235) in a single season by a freshman in school history
- Had the sixth-most single-season rebounds by a freshman in AAC history
- Scored 13 points to go along with four rebounds in a win over Stony Brook in the opening round of the CBI
- Pulled down a career-best 13 rebounds in a victory over ECU
- Had 11 rebounds in his second game with the team in a win over Austin Peay
- Scored 10 points with four rebounds in a win over Ohio

2022-23 GAME HIGHS

Points	11	vs. UNC Asheville (11/7/22)
Rebounds	7	2x, last vs. Western Illinois (11/14/22)
Assists	1	4x, last vs. Santa Clara (11/20/22)
Steals	N/A	-
Blocks	2	vs. FSU (11/11/22)
Field Goals Made	5	vs. UNC Asheville (11/7/22)
Field Goals Attempted	7	vs. UNC Asheville (11/7/22)
3-Point Field Goals Made	N/A	-
3-Point Field Goals Attempted	1	vs. Santa Clara (11/20/22)
Free Throws Made	1	3x, last vs. Western Illinois (11/14/22)
Free Throws Attempted	2	vs. UNC Asheville (11/7/22)

GAME-BY-GAME STATS

Opponent	Date	GS	MIN	Total		3-Pointers		Free throws		Rebounds				PF				PTS	AVG		
				FG-FGA	PCT	3FG-3FGA	PCT	FT-FTA	PCT	OFF	DEF	TOT	AVG	A	TO	BLK	STL				
UNC Asheville	11/07/2022	*	26:15	5-7	.714	0-0	.000	1-2	.500	5	2	7	7.0	4	0	1	0	0	11	11.0	
Florida St.	11/11/2022	*	12:13	0-3	.000	0-0	.000	1-1	1.000	1	4	5	6.0	2	1	2	2	0	1	6.0	
Western Ill.	11/14/2022	*	17:03	4-6	.667	0-0	.000	1-1	1.000	3	4	7	6.3	2	1	1	1	0	9	7.0	
vs Oklahoma St.	11/18/2022	*	13:18	1-3	.333	0-0	.000	0-0	.000	0	1	1	5.0	0	1	1	1	0	2	5.8	
vs Santa Clara	11/20/2022	*	20:40	1-2	.500	0-1	.000	0-0	.000	3	3	6	5.2	2	1	1	0	0	2	5.0	
Totals			5	89:29	11-21	.524	0-1	.000	3-4	.750	12	14	26	5.2	10	4	6	4	0	25	5.0

Player Averages

Games Played	Minutes/ game	Points/ game	FG Pct	3FG Pct	FT Pct	Rebounds/ game	Assists/ game	Turnovers/ game	Assist/Turnover ratio	Steals/ game	Blocks/ game
5	17.9	5.0	52.4	0.0	75.0	5.2	0.8	1.2	0.7	0.0	0.8

SINGLE-GAME CAREER HIGHS

Points	18	at Wichita State (03/06/21)
Rebounds	14	at Wichita State (12/22/20)
Assists	4	at Jackson State (11/23/21)
Steals	3	at Stetson (12/08/20)
Blocks	4	2x, last Temple (02/24/21)
Field Goals Made	6	5x
Field Goals Attempted	12	Temple (03/11/21)
3-Point Field Goals Made	2	at Wichita State (03/06/21)
3-Point Field Goals Attempted	5	at Wichita State (03/06/21)
Free Throws Made	6	3x, last vs. Wichita State (12/22/20)
Free Throws Attempted	9	Memphis (01/12/20)

CAREER STATS

SEASON	TEAM	GP-GS	MIN/AVG	Field Goals		3-Point		F-Throws		Rebounds				Scoring						
				FG-FGA	FG%	3FG-3FGA	3FG%	FT-FTA	FT%	OFF	DEF	TOT	AVG	PF-FO	A	TO	BLK	STL	PTS	AVG
2018-19	USF	38-37	810/21.3	78-153	.510	0-1	.000	59-110	.536	78	157	235	6.2	104-2	14	52	46	11	215	5.7
2019-20	USF	30-29	729/24.3	76-155	.490	0-3	.000	50-79	.633	70	112	182	6.1	71-2	10	42	23	11	202	6.7
2020-21	USF	19-19	501/26.4	57-139	.410	4-20	.200	49-62	.790	56	94	150	7.9	48-1	9	22	18	12	167	8.8
2021-22	IND	30-0	213/7.1	13-34	.382	0-3	.000	19-26	.731	10	21	31	1.0	40-1	14	15	7	3	45	1.5
2022-23	UCF	5-5	89/17.9	11-21	.524	0-1	.000	3-4	.750	12	14	26	5.2	10-0	4	6	4	0	25	5.0
TOTAL FOR UCF		5-5	89/17.9	11-21	.524	0-1	.000	3-4	.750	12	14	26	5.2	10-0	4	6	4	0	25	5.0
TOTAL		122-90	2342/19.2	235-502	.468	4-28	.143	180-281	.641	226	398	624	5.1	273-6	51	137	98	37	654	5.4



3

Darius Johnson | G | So. | 6-1 | 190
Boyd, Md. | Episcopal (Va.)

BIO INFORMATION

FRESHMAN (2021-22)

- Saw action in all 30 games for the Knights, the only freshman and one of just four players on the team to do so
- Named to American Athletic Conference All-Freshman team
- Twice name American Athletic Conference Freshman of the Week on Jan. 24 and Feb. 21
- Started the last 11 games of the season, averaging 8.6 points, 4.9 rebounds, 4.8 assists and 1.6 steals per game over that stretch.
- On the season, shot 32.8 percent from the field and 29.9 percent from three-point range
- Finished third on the team with 30 steals and was second among Knights with 89 assists
- vs South Florida (03/10): Notched a career-high four steals and added 10 points, four assists and five rebounds to help UCF take down the Bulls in the first round of the AAC Tournament
- at Tulsa (03/06): Posted a career-high nine assists to go along with seven points and five rebounds
- at Tulane (03/03): Led UCF with 15 points while adding two steals and two assists
- vs Cincinnati (02/23): notching eight points, seven rebounds and five assists.
- vs ECU (02/20): Tallied eight rebounds and six assists, both career-highs, to go along with eight points in win over
- at No. 14 Houston (02/17): Led all Knights with 12 points, five assists, six rebounds and three steals
- vs Tulsa (02/14): Posted 14 points, a team-high five assists and added two steals to help UCF to victory
- vs Tulane (01/22): Notched a career-high 17 points, seven rebounds, and four assists in win over Green Wave
- at Wichita State (01/26): Was second on the team with 12 points scored
- at ECU (01/18): Posted 16 points on a career-high four made threes in UCF's 92-85 comeback win
- at South Florida (01/15): Tallied nine points, three steals and three assists
- vs Memphis (01/12): Posted 12 points as well as three assists and two rebounds in 74-64 win over Tigers
- vs N.C. A&T (12/11/21): Set career-high with six rebounds in 83-68 win
- Made Collegiate debut on 11/10 in 69-59 win over Robert Morris
- Debuted with two points on one of four field goal attempts
- Led the team with three steals, good for third in the AAC to open the season
- Added three rebounds and two assists in debut

HIGH SCHOOL

- Earned four stars from both Rivals and ESPN
- Ranked as the 108th best player in the country by Rivals
- Also ranked as high as the 18th best point guard in the nation and fourth best player out of Virginia
- Averaged 21 points, six rebounds and three assists per game as a junior at Episcopal
- Led his team to an 18-7 record and a trip to the Interstate Athletic Conference Championship game
- Earned All-VISAA Division I honors and second-team Washington Post All-Met

PERSONAL

- Son of UCF Director of Player Development Kelvin Johnson
- Brother Xavier plays at George Mason
- Majoring in Hospitality Management

2022-23 GAME HIGHS

Points	N/A	-
Rebounds	N/A	-
Assists	N/A	-
Steals	N/A	-
Blocks	N/A	-
Field Goals Made	N/A	-
Field Goals Attempted	N/A	-
3-Point Field Goals Made	N/A	-
3-Point Field Goals Attempted	N/A	-
Free Throws Made	N/A	-
Free Throws Attempted	N/A	-

GAME-BY-GAME STATS

Has not played in a game during the 2022-23 season.

SINGLE-GAME CAREER HIGHS

Points	17	Tulane (01/22/22)
Rebounds	8	vs ECU (02/20/22)
Assists	9	at Tulsa (03/06/22)
Steals	4	vs South Florida (03/10/22)
Blocks	1	at South Florida (01/15/22)
Field Goals Made	5	2x, last vs Tulsa (02/14/22)
Field Goals Attempted	12	4x, last vs South Florida (03/10/22)
3-Point Field Goals Made	4	at ECU (01/18/22)
3-Point Field Goals Attempted	9	at Tulane (03/03/22)
Free Throws Made	6	Tulane (01/22/22)
Free Throws Attempted	7	Tulane (01/22/22)

CAREER STATS

				Field Goals		3-Point		F-Throws		Rebounds				Scoring						
SEASON	TEAM	GP-GS	MIN/AVG	FG-FGA	FG%	3FG-3FGA	3FG%	FT-FTA	FT%	OFF	DEF	TOT	AVG	PF-FO	A	TO	BLK	STL	PTS	AVG
2021-22	UCF	30-13	709/23.6	64-195	.328	26-87	.299	39-53	.736	16	84	100	3.3	62-2	89	59	1	30	193	6.4
TOTAL		30-13	709/23.6	64-195	.328	26-87	.299	39-53	.736	16	84	100	3.3	62-2	89	59	1	30	193	6.4





4 **Brandon Suggs | G/F | Sr. | 6-6 | 185**
Powder Springs, Ga. | McEachern | ECU

BIO INFORMATION

JUNIOR (2021-22, AT ECU)

- Played in 24 games, starting in 16, averaging 29.7 minutes per game.
- Averaged 10.1 points, 4.1 rebounds and 2.6 assists per game.
- Scored double digit points in 14 games, including a season and career-high 25 against Coppin State (11/27/21).
- Earned career-highs with 14 blocks, 36 steals and 83 free throws made.
- Played 25 or more minutes in 18 of his 24 games played.

SOPHOMORE (2020-21, AT ECU)

- Played in 18 games and made 11 starts, averaging 25.3 minutes per game
- Averaged 9.6 points, 4.3 rebounds and 2.0 assists per game
- Tied for second on the team in rebounding and was third in scoring and assists
- Led the Pirates in scoring twice and rebounding twice
- Scored double figures in nine games, including a season-high 18 against James Madison (12/19/20)
- Grabbed five or more rebounds in eight games with eight boards in a pair of contests
- Distributed five assists against North Florida (12/10/20) and Tulsa (1/30/21)
- Collected three steals in wins over NC Wesleyan (12/1/20) and UNCW (12/7/20)
- Made 4-of-5 3-point attempts on the road against Tulane (1/2/21)
- Played 25 or more minutes in 10 games

FRESHMAN (2019-20, AT ECU)

- Played in all 31 games during the season and made 22 starts, averaging 23.3 minutes per game
- Started 21 of the first 23 games of the year, including 14 straight from Dec. 14 – Feb. 6
- Finished the season averaging 8.3 points, 3.4 rebounds and 1.7 assists per game
- Made 45.5 percent of his field goal attempts and 78.8 percent of his foul shots
- Ranked 11th in The American in free throw percentage
- Finished with the ninth-highest scoring average and eighth-best rebounding average among American Athletic Conference freshmen

- Scored double figures in 15 games and grabbed double digit rebounds once
- Was the Pirates' top scorer in three games
- Scored a season-high 18 points on 8 of 16 shooting at SMU (1/22/20)
- Posted his lone double-double of the season with 10 points and a season-best 10 rebounds against UMEs (12/18/19)
- Distributed three or more assists in seven games with a season six versus UMEs (12/18/19) and UCF (2/6/20)
- Collected multiple steals in 10 games with a season-best three in a trio of contests
- Was a perfect 7 of 7 at the foul line against Campbell (12/14/19)
- Played 30 or more minutes in a game nine times

HIGH SCHOOL

- Spent the 2018-19 season at Massanutten Military Academy in Woodstock, Va., averaging 14.0 points, 6.0 rebounds and 3.0 assists per game
- Attended McEachern High School in Powder Springs, Ga.
- Chosen by the Georgia Coaches Association for the 2018 North-South All-Star Classic
- Led McEachern to the 2018 Region 3 6A title
- Two-year letterman on the football and boy's tennis team

PERSONAL

- Given name is Brandon Christopher Suggs
- Son of Willie and Tanda Suggs
- Born in Atlanta, Ga.
- Has an older brother, Brian, and younger sister, Deija and younger brother, William

2022-23 GAME HIGHS

Points	16	vs. UNC Asheville (11/7/22)
Rebounds	6	2x, last vs. Western Illinois (11/14/22)
Assists	3	vs. UNC Asheville (11/7/22)
Steals	4	vs. UNC Asheville (11/7/22)
Blocks	1	vs. UNC Asheville (11/7/22)
Field Goals Made	7	vs. UNC Asheville (11/7/22)
Field Goals Attempted	15	vs. UNC Asheville (11/7/22)
3-Point Field Goals Made	2	vs. Santa Clara (11/20/22)
3-Point Field Goals Attempted	4	vs. Santa Clara (11/20/22)
Free Throws Made	2	vs. Oklahoma State (11/18/22)
Free Throws Attempted	3	vs. UNC Asheville (11/7/22)

SINGLE-GAME CAREER HIGHS

Points	25	at Coppin State (11/27/21)
Rebounds	10	at UMEs (12/17/19)
Assists	11	vs. Tulane (01/05/22)
Steals	5	at Tulsa (02/08/22)
Blocks	3	2x, last Coppin State (11/27/21)
Field Goals Made	9	Coppin State (11/27/21)
Field Goals Attempted	16	SMU (01/22/20)
3-Point Field Goals Made	4	Tulane (01/02/21)
3-Point Field Goals Attempted	6	vs. SMU (01/22/20)
Free Throws Made	9	vs South Florida (02/23/22)
Free Throws Attempted	13	South Florida (02/23/22)

GAME-BY-GAME STATS

Opponent	Date	GS	MIN	Total		3-Pointers		Free throws		Rebounds				PF	A	TO	BLK	STL	PTS	AVG
				FG-FGA	PCT	3FG-3FGA	PCT	FT-FTA	PCT	OFF	DEF	TOT	AVG							
UNC Asheville	11/07/2022	*	48:47	7-15	.467	1-2	.500	1-3	.333	3	1	4	4.0	4	3	2	1	4	16	16.0
Florida St.	11/11/2022	*	23:13	2-5	.400	0-0	.000	0-0	.000	2	4	6	5.0	3	1	0	0	4	10.0	
Western Ill.	11/14/2022	*	21:10	4-7	.571	0-0	.000	0-0	.000	2	4	6	5.3	0	2	1	0	1	8	9.3
vs Oklahoma St.	11/18/2022	*	17:07	0-2	.000	0-0	.000	2-2	1.000	2	2	4	5.0	1	0	1	0	1	2	7.5
vs Santa Clara	11/20/2022	*	18:55	2-6	.333	2-4	.500	0-0	.000	0	0	0	4.0	2	1	2	0	2	6	7.2
Totals			5 129:12	15-35	.429	3-6	.500	3-5	.600	9	11	20	4.0	10	7	1	8	36	7.2	

Player Averages

Games Played	Minutes/game	Points/game	FG Pct	3FG Pct	FT Pct	Rebounds/game	Assists/game	Turnovers/game	Assist/Turnover ratio	Steals/game	Blocks/game
5	25.8	7.2	42.9	50.0	60.0	4.0	1.4	1.4	1.0	1.6	0.2

CAREER STATS

SEASON	TEAM	GP-GS	MIN/AVG	Field Goals		3-Point		F-Throws		Rebounds				Scoring						
				FG-FGA	FG%	3FG-3FGA	3FG%	FT-FTA	FT%	OFF	DEF	TOT	AVG	PF-FO	A	TO	BLK	STL	PTS	AVG
2019-20	ECU	31-22	702/22.7	81-178	.455	14-51	.275	82-104	.788	28	77	105	3.4	85-4	52	51	10	28	258	8.3
2020-21	ECU	18-11	456/25.3	57-131	.435	14-39	.359	44-69	.638	20	57	77	4.3	40-1	36	38	9	18	172	9.6
2021-22	ECU	24-16	709/29.6	74-180	.411	12-45	.267	83-107	.776	22	76	98	4.1	51-0	62	52	14	36	243	10.1
2022-23	UCF	5-5	129/25.8	15-35	.429	3-6	.500	3-5	.600	9	11	20	4.0	10-0	7	7	1	8	36	7.2
TOTAL FOR UCF	5-5	129/25.8	15-35	.429	3-6	.500	3-5	.600	.600	9	11	20	4.0	10-0	7	7	1	8	36	7.2
TOTAL	78-54	1997/25.6	227-524	.433	43-141	.305	212-285	.744	.744	79	221	300	3.8	186-5	157	148	34	90	709	9.1



5 PJ Edwards | G | R-Fr. | 6-4 | 200
 Springfield, Ill. | Liberty Heights (N.C.)

BIO INFORMATION

FRESHMAN (2021-22)

- Sat out the season and took a redshirt as a true freshman
- Named to Dean's List in the Fall

HIGH SCHOOL

- Ranked 137th in the class by Rivals and earned three stars
- Was rated as high as the 17th best player out of the state of North Carolina
- Averaged 16 points, three rebounds, three assists and two steals per game at Liberty Heights
- Led Liberty Heights to a 24-3 record and ranked as high as second in the state of North Carolina

PERSONAL

- Majoring in Pre-Management

2022-23 GAME HIGHS

Points	2	vs. Western Illinois (11/14/22)
Rebounds	3	vs. Western Illinois (11/14/22)
Assists	1	vs. UNC Asheville (11/7/22)
Steals	2	vs. Western Illinois (11/14/22)
Blocks	N/A	-
Field Goals Made	1	vs. Western Illinois (11/14/22)
Field Goals Attempted	1	3x, last vs. Santa Clara (11/20/22)
3-Point Field Goals Made	N/A	-
3-Point Field Goals Attempted	1	vs. UNC Asheville (11/7/22)
Free Throws Made	N/A	-
Free Throws Attempted	N/A	-

SINGLE-GAME CAREER HIGHS

Points	2	vs. Western Illinois (11/14/22)
Rebounds	3	vs. Western Illinois (11/14/22)
Assists	1	vs. UNC Asheville (11/7/22)
Steals	2	vs. Western Illinois (11/14/22)
Blocks	N/A	-
Field Goals Made	1	vs. Western Illinois (11/14/22)
Field Goals Attempted	1	3x, last vs. Santa Clara (11/20/22)
3-Point Field Goals Made	N/A	-
3-Point Field Goals Attempted	1	vs. UNC Asheville (11/7/22)
Free Throws Made	N/A	-
Free Throws Attempted	N/A	-

GAME-BY-GAME STATS

Opponent	Date	GS	MIN	Total		3-Pointers		Free throws		Rebounds				PF	A	TO	BLK	STL	PTS	AVG
				FG-FGA	PCT	3FG-3FGA	PCT	FT-FTA	PCT	OFF	DEF	TOT	AVG							
UNC Asheville	11/07/2022		04:58	0-1	.000	0-1	.000	0-0	.000	1	0	1	1.0	0	1	0	0	0	0	0.0
Western Ill.	11/14/2022		14:42	1-1	1.000	0-0	.000	0-0	.000	1	2	3	2.0	0	0	0	0	2	2	1.0
vs Oklahoma St.	11/18/2022		04:47	0-0	.000	0-0	.000	0-0	.000	1	0	1	1.7	0	0	0	0	0	0.7	
vs Santa Clara	11/20/2022		07:13	0-1	.000	0-0	.000	0-0	.000	0	2	2	1.8	0	0	1	0	0	0.5	
Totals		0	31:40	1-3	.333	0-1	.000	0-0	.000	3	4	7	1.8	0	1	1	0	2	2	0.5

Player Averages

Games Played	Minutes/game	Points/game	FG Pct	3FG Pct	FT Pct	Rebounds/game	Assists/game	Turnovers/game	Assist/Turnover ratio	Steals/game	Blocks/game
4	7.9	0.5	33.3	0.0	0.0	1.8	0.3	0.3	1.0	0.5	0.0

CAREER STATS

SEASON	TEAM	GP-GS	MIN/AVG	Field Goals		3-Point		F-Throws		Rebounds				Scoring						
				FG-FGA	FG%	3FG-3FGA	3FG%	FT-FTA	FT%	OFF	DEF	TOT	AVG	PF-FO	A	TO	BLK	STL	PTS	AVG
2022-23	UCF	4-0	32/7.9	1-3	.333	0-1	.000	0-0	.000	3	4	7	1.8	0-0	1	1	0	2	2	0.5
TOTAL		4-0	32/7.9	1-3	.333	0-1	.000	0-0	.000	3	4	7	1.8	0-0	1	1	0	2	2	0.5





10

Poohpha Warakulnukroh | G | So. | 5-11 | 180

Bangkok, Thailand | Montverde Academy

BIO INFORMATION

HIGH SCHOOL

- Played at Montverde Academy in Montverde, Florida
- Was the team MVP and leading scorer on the Varsity/Post Grad Team as a senior
- Joined the varsity team his junior after moving from Thailand
- 3x3 National Tournament Champion in Thailand for U-16 as a sophomore
- Leading scorer and MVP for Varsity in Thailand as a freshman
- Also played Tennis, ranking top 10 in Thailand
- Played competitively in Golf and Soccer

PERSONAL

- Born in Bangkok, Thailand
- Son to Charin Warakulnukroh and Panatda Warakulnukroh

2022-23 GAME HIGHS

Points	4	vs. Western Illinois (11/14/22)
Rebounds	N/A	-
Assists	N/A	-
Steals	N/A	-
Blocks	N/A	-
Field Goals Made	1	vs. Western Illinois (11/14/22)
Field Goals Attempted	1	vs. Western Illinois (11/14/22)
3-Point Field Goals Made	1	vs. Western Illinois (11/14/22)
3-Point Field Goals Attempted	1	vs. Western Illinois (11/14/22)
Free Throws Made	1	vs. Western Illinois (11/14/22)
Free Throws Attempted	2	vs. Western Illinois (11/14/22)

SINGLE-GAME CAREER HIGHS

Points	4	vs. Western Illinois (11/14/22)
Rebounds	N/A	-
Assists	N/A	-
Steals	N/A	-
Blocks	N/A	-
Field Goals Made	1	vs. Western Illinois (11/14/22)
Field Goals Attempted	1	vs. Western Illinois (11/14/22)
3-Point Field Goals Made	1	vs. Western Illinois (11/14/22)
3-Point Field Goals Attempted	1	vs. Western Illinois (11/14/22)
Free Throws Made	1	vs. Western Illinois (11/14/22)
Free Throws Attempted	2	vs. Western Illinois (11/14/22)

GAME-BY-GAME STATS

Opponent	Date	GS	MIN	Total		3-Pointers		Free throws		Rebounds				PF	A	TO	BLK	STL	PTS	AVG
				FG-FGA	PCT	3FG-3FGA	PCT	FT-FTA	PCT	OFF	DEF	TOT	AVG							
Western Ill.	11/14/2022		03:34	1-1	1.000	1-1	1.000	1-2	.500	0	0	0	0.0	0	0	0	0	0	4	4.0
Totals		0	03:34	1-1	1.000	1-1	1.000	1-2	.500	0	0	0	0.0	0	0	0	0	0	4	4.0

Player Averages

Games Played	Minutes/ game	Points/ game	FG Pct	3FG Pct	FT Pct	Rebounds/ game	Assists/ game	Turnovers/ game	Assist/Turnover ratio	Steals/ game	Blocks/ game
1	3.6	4.0	100.0	100.0	50.0	0.0	0.0	0.0	0.0	0.0	0.0

CAREER STATS

SEASON	TEAM	GP-GS	MIN/AVG	Field Goals		3-Point		F-Throws		Rebounds				Scoring							
				FG-FGA	FG%	3FG-3FGA	3FG%	FT-FTA	FT%	OFF	DEF	TOT	AVG	PF-FO	A	TO	BLK	STL	PTS	AVG	
2022-23	UCF	1-0	4/3.6	1-1	1.000	1-1	1.000	1-2	.500	0	0	0	0.0	0-0	0	0	0	0	0	4	4.0
TOTAL		1-0	4/3.6	1-1	1.000	1-1	1.000	1-2	.500	0	0	0	0.0	0-0	0	0	0	0	0	4	4.0





11 Tyem Freeman | G | R-Jr. | 6-6 | 210
Springfield, Mo. | Parkview | Indian Hills CC

BIO INFORMATION

REDSHIRT SOPHOMORE (2021-22)

- Appeared in all but two games on the season, starting one
- Finished second on the team with a 57.0 field goal percentage (53-for-93)
- Was third on the team with 30 offensive rebounds (58 total)
- Knocked down 84.8 percent (28-of-33) free throw tries, good for second among Knights
- vs South Florida (03/10): Notched 10 points on 3-of-4 from the field and 4-of-4 from the line while adding five rebounds to help UCF take down the Bulls in the AAC Tournament
- vs Cincinnati (02/23): Posted a career-high five assists to go along with four points and two rebounds
- vs ECU (02/20): Tallied 11 points against the Pirates while adding an assist and four rebounds
- at Temple (12/15): Posted 14 points, seven rebounds and three assists, all career-highs, in 65-48 win
- vs Oklahoma (11/27): Secured four rebounds, two steals and three made free throws the Sooners
- at Miami (11/13): Added seven points off the bench in 95-89 win
- Made Division I debut in 69-59 win over Robert Morris (11/10)
- Was 4-of-5 from the field, scoring nine points in debut
- Named to Dean's List in the Fall

REDSHIRT FRESHMAN (2020-21, AT INDIAN HILLS)

- Named National Junior College Association of America first-team All-American as a freshman at Indian Hills CC
- Averaged 18.1 points per game and 7.3 rebounds per contest while shooting 52.2 percent from the field
- Led Indian Hills to a 21-3 record, a Region XI Championship, and a no. 6 overall ranking
- Originally enrolled at Missouri State before transferring to Indian Hills

PERSONAL

- Majoring in Integrative General Studies

2022-23 GAME HIGHS

Points	9	vs. Santa Clara (11/20/22)
Rebounds	7	vs. Santa Clara (11/20/22)
Assists	2	vs. Santa Clara (11/20/22)
Steals	N/A	-
Blocks	N/A	-
Field Goals Made	4	vs. Santa Clara (11/20/22)
Field Goals Attempted	9	vs. Santa Clara (11/20/22)
3-Point Field Goals Made	1	vs. Santa Clara (11/20/22)
3-Point Field Goals Attempted	4	vs. Santa Clara (11/20/22)
Free Throws Made	1	vs. Santa Clara (11/20/22)
Free Throws Attempted	4	vs. Santa Clara (11/20/22)

SINGLE-GAME CAREER HIGHS

Points	14	at Temple (12/15/21)
Rebounds	7	2x, last vs. Santa Clara (11/20/22)
Assists	5	vs Cincinnati (02/23/22)
Steals	2	Oklahoma (11/27/21)
Blocks	1	Memphis (01/12/22)
Field Goals Made	6	at Temple (12/15/22)
Field Goals Attempted	9	2x, last vs. Santa Clara (11/20/22)
3-Point Field Goals Made	1	7x, last vs. Santa Clara (11/20/22)
3-Point Field Goals Attempted	4	vs. Santa Clara (11/20/22)
Free Throws Made	4	2x, last vs. South Florida (03/10/22)
Free Throws Attempted	4	4x, last vs. Santa Clara (11/20/22)

CAREER STATS

			Field Goals		3-Point		F-Throws		Rebounds				Scoring									
SEASON	TEAM	GP-GS	MIN	AVG	FG-FGA	FG%	3FG-3FGA	3FG%	FT-FTA	FT%	OFF	DEF	TOT	AVG	PF	FO	A	TO	BLK	STL	PTS	AVG
2021-22	UCF	28-1	371	13.2	53-93	.570	6-24	.250	28-33	.848	30	28	58	2.1	33-0	26	22	1	7	140	5.0	
2022-23	UCF	4-0	60	14.9	7-20	.350	1-5	.200	1-4	.250	4	7	11	2.8	0-0	3	3	0	0	16	4.0	
TOTAL		32-1	431	13.5	60-113	.531	7-29	.241	29-37	.784	34	35	69	2.2	33-0	29	25	1	7	156	4.9	

GAME-BY-GAME STATS

Opponent	Date	GS	MIN	Total		3-Pointers		Free throws		Rebounds				PF	A	TO	BLK	STL	PTS	AVG	
				FG-FGA	PCT	3FG-3FGA	PCT	FT-FTA	PCT	OFF	DEF	TOT	AVG								
Florida St.	11/11/2022		11:19	1-3	.333	0-0	.000	0-0	.000	2	0	2	2.0	0	0	1	0	0	2	2.0	
Western Ill.	11/14/2022		15:16	1-5	.200	0-1	.000	1-2	.500	1	1	2	2.0	0	1	0	0	0	3	2.5	
vs Oklahoma St.	11/18/2022		11:28	1-3	.333	0-0	.000	0-0	.000	0	0	0	1.3	0	0	2	0	0	2	2.3	
vs Santa Clara	11/20/2022		21:40	4-9	.444	1-4	.250	0-2	.000	1	6	7	2.8	0	2	0	0	0	9	4.0	
Totals			0	59:43	7-20	.350	1-5	.200	1-4	.250	4	7	11	2.8	0	3	3	0	0	16	4.0

Player Averages

Games Played	Minutes/game	Points/game	FG Pct	3FG Pct	FT Pct	Rebounds/game	Assists/game	Turnovers/game	Assist/Turnover ratio	Steals/game	Blocks/game
4	14.9	4.0	35.0	20.0	25.0	2.8	0.8	0.8	1.0	0.0	0.0



12 Ithiel Horton | G | R-Sr. | 6-5 | 200
 Vauxhall, N.J. | Roselle Catholic | Pitt

BIO INFORMATION

REDSHIRT JUNIOR (2021-22, AT PITT)

- Missed 19 games to open the season
- Averaged 9.8 points and 2.7 rebounds in 13 games (eight starts)
- Shot 36.1 percent (44-of-122) from the field
- Went 25-of-66 (.379) from three-point range
- Made three three-point field goals and scored 10 points against Georgia Tech (2/19) ... added three assists and two steals
- Had 19 points and five rebounds in a road win over North Carolina (2/16) ... went 5-of-5 from three-point range to become the eighth Pitt player (nine times) to shoot 100 percent from three-point range in a game with a minimum of five attempts ... also became just the fifth player to make all five or more three-point attempts in a game at the Dean E. Smith Center
- Scored 15 of his 17 points in the second half, including eight of Pitt's 10 points in the final 1:12 of play in a win over NC State (2/12)
- Posted a Pitt career-high 25 points and added five rebounds in a win at Florida State (2/9) ... went 7-of-13 from three-point range, including five consecutive made threes in the second half, to lead the Panthers ... his seven made threes is tied for the fourth most in a game in program history
- Knocked down three three-point field goals and finished with 11 points, three rebounds and two steals at Boston College
- Scored 13 points on 5-of-9 shooting in his season debut at Louisville (1/5) ... went 3-of-5 from three-point range and added four rebounds

REDSHIRT SOPHOMORE (2020-21, AT PITT)

- Appeared in 22 games, making 18 starts
- Averaged 8.9 points, 2.3 rebounds and 1.6 steals per game ... shot 38.1 percent from the field, including 37.1 percent from three-point range
- Made a team-high 43 three-pointers ... ranked 10th among ACC players in three-point percentage (minimum 2.0 ppg.)
- Notched 10 double-figure scoring games, including six games with 15 or more points
- Recorded nine games with three or more three-point field goals
- Finished with 10 points on 4-of-8 shooting with two three pointers in the first round of the ACC Tournament versus Miami (3/9)
- Had 11 points with three three-point field goals at Clemson (3/6)

- Recorded a season-high five assists to go along with seven points against NC State (2/17)
- Had 18 points on 7-of-13 shooting at Georgia Tech (2/14) ... went 4-of-8 from three-point range
- Scored 15 points in back-to-back games against Virginia Tech (2/3) and Virginia (2/6) ... made a combined seven total threes between the two games
- Posted 12 points, four rebounds and two assists against North Carolina (1/26)
- Scored a season-high 20 points and pulled down six boards in a home win over Syracuse (1/16) ... went 5-of-10 from three-point range and 7-of-12 from the field
- Knocked down four threes and tallied 14 points at Syracuse (1/6)
- Recorded 18 points, two rebounds, two assists and a steal in a win at Miami (12/16) ... went 6-of-11 from the field and 4-of-6 from deep
- Scored 15 points against Northern Illinois (12/5), knocking down a season-best with five threes ... also finished with four assists, two rebounds and a block

SOPHOMORE (2019-20, AT PITT)

Sat out the 2019-20 season due to NCAA transfer rules

FRESHMAN (2018-19, AT DELAWARE)

- Named to the CAA All-Rookie Team and CAA Academic Honor Roll ... four-time CAA Rookie of the Week honoree
- Appeared in 33 games, starting 23 of them ... averaged 13.2 points, 3.1 rebounds and 1.0 steals per game ... shot 43.3 percent from the field and 40.9 percent from three-point range ... led all CAA freshmen in scoring
- Finished sixth in the CAA with 79 three-point field goals ... also ranked eighth in three-point percentage (.409) and 19th in scoring (13.2 ppg.)
- Reached double-figures in points in 22 games, including seven 20-point efforts
- Made four or more three-point field goals in a game 10 times ... finished with a Delaware freshman record 79 three-point field goals
- Finished the season with three straight 20-point games
- Scored 21 points in the last game of the season against Hofstra (3/11), while pulling in five rebounds and dishing out four assists ... went 8-of-13 from the field, including 5-of-9 from three-point range

2022-23 GAME HIGHS

Points	14	vs. FSU (11/11/22)
Rebounds	9	vs. UNC Asheville (11/7/22)
Assists	3	2x, last vs. Oklahoma State (11/18/22)
Steals	1	3x, last vs. Western Illinois (11/14/22)
Blocks	N/A	-
Field Goals Made	5	vs. FSU (11/11/22)
Field Goals Attempted	15	vs. FSU (11/11/22)
3-Point Field Goals Made	2	3x, last vs. Santa Clara (11/20/22)
3-Point Field Goals Attempted	7	2x, last vs. FSU (11/11/22)
Free Throws Made	2	2x, last vs. FSU (11/11/22)
Free Throws Attempted	3	vs. FSU (11/11/22)

GAME-BY-GAME STATS

Opponent	Date	GS	MIN	Total		3-Pointers		Free throws		Rebounds				PF	A	TO	BLK	STL	PTS	AVG	
				FG-FGA	PCT	3FG-3FGA	PCT	FT-FTA	PCT	OFF	DEF	TOT	AVG								
UNC Asheville	11/07/2022	*	44:02	4-11	.364	2-7	.286	2-2	1.000	2	7	9	9.0	3	0	3	0	1	12	12.0	
Florida St.	11/11/2022	*	31:07	5-15	.333	2-7	.286	2-3	.667	1	1	2	5.5	0	3	1	0	1	14	13.0	
Western Ill.	11/14/2022	*	23:50	2-8	.250	0-4	.000	0-0	.000	1	3	4	5.0	0	2	1	0	1	4	10.0	
vs Oklahoma St.	11/18/2022	*	32:25	2-9	.222	1-4	.250	1-2	.500	0	2	2	4.3	1	3	0	0	0	6	9.0	
vs Santa Clara	11/20/2022	*	26:34	3-8	.375	2-4	.500	0-0	.000	0	1	1	3.6	0	1	2	0	1	8	8.8	
Totals			5	157:58	16-51	.314	7-26	.269	5-7	.714	4	14	18	3.6	4	9	7	0	4	44	8.8

Player Averages

Games Played	Minutes/game	Points/game	FG Pct	3FG Pct	FT Pct	Rebounds/game	Assists/game	Turnovers/game	Assist/Turnover ratio	Steals/game	Blocks/game
5	31.6	8.8	31.4	26.9	71.4	3.6	1.8	1.4	1.3	0.8	0.0

SINGLE-GAME CAREER HIGHS

Points	31	at UNCW (01/10/19)
Rebounds	9	vs. UNC Asheville (11/7/22)
Assists	6	vs. Delaware State (12/19/18)
Steals	4	at William & Mary (02/02/19)
Blocks	1	8x
Field Goals Made	10	at UNCW (01/10/19)
Field Goals Attempted	17	2x, last at UNCW (12/05/18)
3-Point Field Goals Made	9	at UNCW (01/10/19)
3-Point Field Goals Attempted	13	2x, last vs. Florida State (02/09/22)
Free Throws Made	7	vs. Louisiana Tech (11/26/18)
Free Throws Attempted	7	2x, last vs. William & Mary (1/3/19)

CAREER STATS

SEASON	TEAM	GP-GS	MIN/AVG	Field Goals		3-Point		F-Throws		Rebounds				Scoring						
				FG-FGA	FG%	3FG-3FGA	3FG%	FT-FTA	FT%	OFF	DEF	TOT	AVG	PF-FO	A	TO	BLK	STL	PTS	AVG
2018-19	UD	33-23	1076/32.6	151-349	.433	79-193	.409	55-70	.786	14	89	103	3.1	71-0	52	47	4	33	436	13.2
2020-21	UP	22-18	589/26.8	72-189	.381	43-116	.371	9-12	.750	8	43	51	2.3	34-0	35	24	3	12	196	8.9
2021-22	UP	13-8	389/29.9	44-122	.361	25-66	.379	14-16	.875	8	27	35	2.7	15-0	17	21	1	14	127	9.8
2022-23	UCF	5-5	158/31.6	16-51	.314	7-26	.269	5-7	.714	4	14	18	3.6	4-0	9	7	0	4	44	8.8
TOTAL FOR UCF		5-5	158/31.6	16-51	.314	7-26	.269	5-7	.714	4	14	18	3.6	4-0	9	7	0	4	44	8.8
TOTAL		73-54	2212/30.3	283-711	.398	154-401	.384	83-105	.790	34	173	207	2.8	124-0	113	99	8	63	803	11.0



13

CJ Kelly | G | Sr. | 6-5 | 200
Long Island, N.Y. | Queens | UMass

BIO INFORMATION

REDSHIRT JUNIOR (2021-22, AT UMASS)

- Played in 29 games, starting in 14.
- Averaged 10.1 points and 4.1 rebounds per game
- Headlined by a season-high 24 points in an 85-83 win against Rutgers and finished that game 7-of-12 from the floor, including 5-of-7 from 3-point range and a perfect 5-of-5 at the free throw line.
- Tallied 15 games in double figures and led the Minuteman in scoring five times.
- Pulled down 118 rebounds headlined by a pair of games with 10 or more.
- He was often tasked with defending the opposing team's best scorer and he collected 25 steals on the year.

REDSHIRT SOPHOMORE (2020-21, AT ALBANY)

- Started all 14 games he played in.
- Led the team averaging 14.3 points per game.
- Averaged nearly 29 minutes per game.
- Shot 48.5% from the floor (65-of-134) and 27-of-65 from three (41.5%).
- Averaged 4.0 rebounds and 2.0 assists per game.
- Led the team in scoring five times.
- Best night of the season came at Vermont when he dropped 27 points on 8-of-17 shooting from the floor in 36 minutes, along with four assists and an 8-of-9 night from the line.
- Reached double-figures 11 times, including three games with 20+ points.

REDSHIRT FRESHMAN (2018-19, AT NORFOLK STATE)

- Earned spot on MEAC All-Rookie Team.
- Earned MEAC All-Tournament Team honors after tallying 13 points in the championship game.
- Three-time MEAC Rookie of the Week.

- Named team Rookie of the Year.
- Played in 31 games, starting in seven.
- Averaged 4.5 points and 1.9 rebounds in 12.3 minutes per game.
- Part of team that went 22-14 and advanced to the second round of the NIT.
- Contributed a total of 138 points, 60 rebounds, 20 steals, 15 blocks, and 13 assists.
- Shot 46% from the field.
- Shot 64.8% from the free throw line.

FRESHMAN (2017-18, AT NORFOLK STATE)

- Sat out the season as an NCAA partial qualifier... Utilized redshirt season.

HIGH SCHOOL

- Averaged 28 points, 9.7 rebounds and 5.1 assists per game as a senior.
- Was the leading scorer in the New York City Public Schools Athletic League (PSAL) AA division, the highest classification in the state.
- The PSAL Player of the Year.
- Named third-team AA All-State by the New York State Sportswriters Association (NYSSWA).
- Led Queens Teaching to a 23-6 record as a senior and the Queens AA regular season title at 15-1.
- Led the team to the Queens Borough championship game and the quarterfinal round of the state tournament.
- Set the school's single-season scoring record.
- Had a game with 39 points, 11 rebounds and seven assists.
- First-team All-Queens by the TimesLedger.
- Led Queens Teaching to a No. 4 ranking in the tri-state area.
- Named the No. 5-ranked player in New York City according to Rivals site NYHoops.net.

2022-23 GAME HIGHS

Points	20	vs. UNC Asheville (11/7/22)
Rebounds	5	2x, last vs. Santa Clara (11/20/22)
Assists	4	vs. Santa Clara (11/20/22)
Steals	2	vs. UNC Asheville (11/7/22)
Blocks	1	2x, last vs. Oklahoma State (11/18/22)
Field Goals Made	7	vs. Western Illinois (11/14/22)
Field Goals Attempted	16	vs. UNC Asheville (11/7/22)
3-Point Field Goals Made	4	vs. Oklahoma State (11/18/22)
3-Point Field Goals Attempted	11	vs. Oklahoma State (11/18/22)
Free Throws Made	6	2x, last vs. Oklahoma State (11/18/22)
Free Throws Attempted	6	2x, last vs. Oklahoma State (11/18/22)

SINGLE-GAME CAREER HIGHS

Points	27	at Vermont (1/2/21)
Rebounds	11	at Rhode Island (2/5/22)
Assists	7	at Rhode Island (2/5/22)
Steals	4	2x, last at Vermont (1/2/21)
Blocks	4	vs. Regent (11/20/18)
Field Goals Made	8	2x, last at Vermont (1/2/21)
Field Goals Attempted	18	vs. Duquesne (1/8/22)
3-Point Field Goals Made	5	vs. Rutgers (11/27/21)
3-Point Field Goals Attempted	11	vs. Oklahoma State (11/18/22)
Free Throws Made	8	at Vermont (1/2/21)
Free Throws Attempted	10	vs. Stony Brook (2/21/21)

GAME-BY-GAME STATS

Opponent	Date	GS	MIN	Total			3-Pointers			Free throws			Rebounds				PF	A	TO	BLK	STL	PTS	AVG
				FG-FGA	PCT	3FG-3FGA	PCT	FT-FTA	PCT	OFF	DEF	TOT	AVG										
UNC Asheville	11/07/2022		34:35	6-16	.375	2-10	.200	6-6	1.000	1	2	3	3	0	3	3	2	1	2	20	20.0		
Florida St.	11/11/2022		18:46	1-6	.167	0-2	.000	3-4	.750	0	3	3	3	0	3	1	3	0	1	5	12.5		
Western Ill.	11/14/2022		20:53	7-12	.583	3-7	.429	0-0	.000	0	0	0	2	0	1	2	2	0	1	17	14.0		
vs Oklahoma St.	11/18/2022		31:32	4-14	.286	4-11	.364	6-6	1.000	0	5	5	2	3	2	3	1	1	18	15.0			
vs Santa Clara	11/20/2022		27:42	1-5	.200	1-2	.500	3-4	.750	1	4	5	3	0	4	3	0	1	6	13.2			
Totals		0	133:28	19-53	.358	10-32	.313	18-20	.900	2	14	16	3.2	10	12	13	2	6	66	13.2			

Player Averages

Games Played	Minutes/game	Points/game	FG Pct	3FG Pct	FT Pct	Rebounds/game	Assists/game	Turnovers/game	Assist/Turnover ratio	Steals/game	Blocks/game
5	26.7	13.2	35.8	31.3	90.0	3.2	2.4	2.6	0.9	1.2	0.4

CAREER STATS

SEASON	TEAM	GP-GS	MIN/AVG	Field Goals		3-Point		F-Throws		Rebounds				Scoring						
				FG-FGA	FG%	3FG-3FGA	3FG%	FT-FTA	FT%	OFF	DEF	TOT	AVG	PF-FO	A	TO	BLK	STL	PTS	AVG
2018-19	Norf	31-7	381/12.3	46-100	.460	11-41	.268	35-54	.648	8	52	60	1.9	50-1	13	42	15	20	138	4.5
2020-21	ANY	14-14	405/28.9	65-134	.485	27-65	.415	43-59	.729	7	49	56	4.0	36-1	28	30	5	16	200	14.3
2021-22	UMass	29-14	729/25.1	96-242	.397	45-127	.354	55-70	.786	22	96	118	4.1	64-2	46	59	8	25	292	10.1
2022-23	UCF	5-0	133/26.7	19-53	.358	10-32	.313	18-20	.900	2	14	16	3.2	10-0	12	13	2	6	66	13.2
TOTAL FOR UCF	5-0	133/26.7	19-53	.358	10-32	.313	18-20	.900	2	14	16	3.2	10-0	12	13	2	6	66	13.2	
TOTAL	79-35	1649/20.9	226-529	.427	93-265	.351	151-203	.744	39	211	250	3.2	160-4	99	144	30	67	696	8.8	



14

Michael Kalina | G | Fr. | 6-1 | 185
Boca Raton, Fla. | North Broward Prep

BIO INFORMATION

HIGH SCHOOL

- Played at North Broward Prep in Coconut Grove, Fla.
- Helped Eagles to 28-3 record, best in school history, as senior in 2021-22
- Helped North Broward Prep to #5 state ranking and regional semifinals of Florida 4A state tournament (before loss to Calgary Christian Academy and fellow UCF freshmen Taylor and Tyler Hendricks) Hear how to pronounce Tyler Hendricks)
- Averaged 10.6 points, 4.1 rebounds, 4.6 assists, 1.9 steals as senior in 2021-22
- Earned first-team all-county and first-team all-district honors as junior in 2019-20
- Played for coach Casey Wohleb

PERSONAL

- Majoring in business
- Son to Roger and Lauren Kalina, has one sister, Jaden.

2022-23 GAME HIGHS

Points	N/A	-
Rebounds	N/A	-
Assists	N/A	-
Steals	N/A	-
Blocks	N/A	-
Field Goals Made	N/A	-
Field Goals Attempted	N/A	-
3-Point Field Goals Made	N/A	-
3-Point Field Goals Attempted	N/A	-
Free Throws Made	N/A	-
Free Throws Attempted	N/A	-

SINGLE-GAME CAREER HIGHS

Points	N/A	-
Rebounds	N/A	-
Assists	N/A	-
Steals	N/A	-
Blocks	N/A	-
Field Goals Made	N/A	-
Field Goals Attempted	N/A	-
3-Point Field Goals Made	N/A	-
3-Point Field Goals Attempted	N/A	-
Free Throws Made	N/A	-
Free Throws Attempted	N/A	-

GAME-BY-GAME STATS

Has not played in a game during the 2022-23 season.

CAREER STATS

Has yet to play





15

Tyler Hendricks | G | Fr. | 6-5 | 175
Fort Lauderdale, Fla. | Calvary Christian Academy

BIO INFORMATION

HIGH SCHOOL

- ESPN, 3 Star
- Rivals, 3 Star
- Played for Calvary Christian Academy in Fort Lauderdale, Fla.
- Led Calvary Christian to Florida 3A state championship as a junior and senior in 2020-21 and 2021-22
- Averaged 6.7 points and 3.3 rebounds as senior in 2021-22
- Averaged 5.3 points and 2.7 rebounds as junior in 2020-21
- Played for coach Cilk McSweeney

PERSONAL

- Majoring in business
- Son of Danielle Hendricks
- Has two brothers—Taylor (also a freshman on 2022-23 UCF roster) and Jamal Jones

2022-23 GAME HIGHS

Points	N/A	-
Rebounds	N/A	-
Assists	N/A	-
Steals	N/A	-
Blocks	N/A	-
Field Goals Made	N/A	-
Field Goals Attempted	N/A	-
3-Point Field Goals Made	N/A	-
3-Point Field Goals Attempted	N/A	-
Free Throws Made	N/A	-
Free Throws Attempted	N/A	-

SINGLE-GAME CAREER HIGHS

Points	N/A	-
Rebounds	N/A	-
Assists	N/A	-
Steals	N/A	-
Blocks	N/A	-
Field Goals Made	N/A	-
Field Goals Attempted	N/A	-
3-Point Field Goals Made	N/A	-
3-Point Field Goals Attempted	N/A	-
Free Throws Made	N/A	-
Free Throws Attempted	N/A	-

GAME-BY-GAME STATS

Has not played in a game during the 2022-23 season.

CAREER STATS

Has yet to play





21 **CJ Walker** | F | Sr. | 6-8 | 205
Sanford, Fla. | Oak Ridge | Oregon

BIO INFORMATION

JUNIOR (2021-22)

- Played in all 30 games for UCF, starting 19
- Finished the regular season strong as he averaged 15 points per game over last three games of the regular season, as opposed to 8.6 on the year
- Finished second among Knights with 170 rebounds (5.7 per game)
- at Tulane (03/03): Posted second double-double of the season after notching a career-high 16 rebounds to go along with 13 points.
- at Tulsa (03/06): Led team with a career-high 19 points while adding four rebounds and a steal
- at Miami (11/13): Recorded second double-double of career in 95-89 win, racking up 14 points (second on the team) and 11 rebounds (led the team)
- Hit 6-of-8 shots, including 1-of-2 from three-point range in win at Miami
- vs South Florida (03/10): Was second on the team with seven rebounds and added three blocks and six points in win over the Bulls in the first round of the AAC Tournament
- vs Cincinnati (02/23): Led the team on Senior Knight, tallying 13 points on 5-of-7 shooting including 2-of-2 from three. Also added six boards and an assist
- at Wichita State (01/26): Rattled off 11 points, six rebounds and two blocks
- vs Tulane (01/22): Posted six rebounds and five points to help UCF take down the Green Wave
- at ECU (01/18/22): Notched nine points, two assists and four rebounds in comeback win
- at South Florida (01/15): Posted nine points and four rebounds, both team-highs, while adding a block
- vs Memphis (01/12): Was second on the team with 12 points while adding a team-high seven rebounds, a block and a steal to help the Knights take down the Tigers
- vs Temple (01/05): Posted a team-high nine rebounds to go along with seven points against the Owls
- Tallied a career-high 12 rebounds and notched six points in 65-48 win at Temple on 12/15
- vs Bethune-Cookman (12/05): Notched 10 points on 5-of-7 shooting while adding a career-high three assists and four rebounds in win
- Led the team with eight rebounds in season opening win over Robert Morris (11/10)
- Was third on the team in scoring in season opener with 12 points

SOPHOMORE (2020-21)

- Appeared in 21 of 23 games, starting 15 times in first season at UCF
- Averaged 7.0 points and tied for the team lead with 5.0 rebounds per game, which ranked 19th in the conference...Increased total to 5.1 per game during league contests, which ranked 15th among AAC players
- Led The American with 1.7 blocked shots per game, ranking 47th in the nation
- Also ranked 14th in the league with 1.6 offensive rebounds per game and his 1.9 offensive boards per league game ranked seventh
- Auburn (11/30): Scored nine points and grabbed eight rebounds in debut as a Knight
- Cincinnati (12/22): Had seven points and blocked four shots
- SMU (1/23): Put up 10 points and added four rebounds
- at Memphis (2/3): Had 15 points on 6-of-9 shooting, adding seven boards
- Tulane (2/12): Blocked four shots and scored six points
- at Cincinnati (2/14): Scored 12 points and grabbed a career high 10 rebounds, while recording two steals
- South Florida (2/17): Matched a career high with 18 points on 7-of-12 shooting, adding nine rebounds and matching a career high with four blocks
- at Tulane (2/20): Scored 14 points and went 6-of-7 from the free throw line, to go with three blocked shots

FRESHMAN (2019-20, AT OREGON)

- Appeared in 28 games with seven starts
- Averaged 4.0 points per game
- California (3/5): Led Oregon with six rebounds and two blocks
- at Washington (1/11): Scored six points on 3-of-6 shooting off the bench and keyed the press that led to Oregon's overtime comeback win
- Hawaii (12/7): Scored a season-high 18 points on 8-of-10 shooting
- Averaged 10.0 points and 4.0 rebounds in 23 minutes per game off the bench in the Battle 4 Atlantis
- UT Arlington (11/17): Grabbed a season-high eight rebounds
- Boise State (11/9): Made first career start
- Fresno State (11/5): Played 11 minutes off the bench in collegiate debut, grabbing two rebounds

2022-23 GAME HIGHS

Points	8	vs. Western Illinois (11/14/22)
Rebounds	5	vs. Western Illinois (11/14/22)
Assists	1	vs. Western Illinois (11/14/22)
Steals	2	vs. Oklahoma State (11/18/22)
Blocks	1	2x, last vs. Oklahoma State (11/18/22)
Field Goals Made	2	2x, last vs. Western Illinois (11/14/22)
Field Goals Attempted	6	2x, vs. Oklahoma State (11/18/22)
3-Point Field Goals Made	1	2x, last vs. Western Illinois (11/14/22)
3-Point Field Goals Attempted	3	vs. Western Illinois (11/14/22)
Free Throws Made	3	vs. Western Illinois (11/14/22)
Free Throws Attempted	4	vs. Western Illinois (11/14/22)

SINGLE-GAME CAREER HIGHS

Points	19	at Tulsa (03/06/22)
Rebounds	16	at Tulane (03/03/22)
Assists	3	2x, last vs N.C. A&T (12/11/21)
Steals	3	2x, last at Memphis (2/1/21)
Blocks	4	3x, last vs. Tulane (2/12/21)
Field Goals Made	8	2x, last Tulsa (3/6/22)
Field Goals Attempted	14	at Tulsa (3/6/22)
3-Point Field Goals Made	2	Hawaii (12/7/19)
3-Point Field Goals Attempted	4	vs. South Florida (03/10/22)
Free Throws Made	6	2x, last vs Memphis (01/12/22)
Free Throws Attempted	10	Memphis (01/12/22)

GAME-BY-GAME STATS

Opponent	Date	GS	MIN	Total		3-Pointers		Free throws		Rebounds				PF	A	TO	BLK	STL	PTS	AVG
				FG-FGA	PCT	3FG-3FGA	PCT	FT-FTA	PCT	OFF	DEF	TOT	AVG							
Florida St.	11/11/2022		10:27	2-4	.500	1-1	1.000	1-2	.500	0	1	1	1.0	4	0	1	0	0	6	6.0
Western Ill.	11/14/2022		16:25	2-6	.333	1-3	.333	3-4	.750	0	5	5	3.0	1	1	2	1	1	8	7.0
vs Oklahoma St.	11/18/2022		29:01	1-6	.167	0-2	.000	0-0	.000	2	2	4	3.3	4	0	4	1	2	2	5.3
Totals		0	55:53	5-16	.313	2-6	.333	4-6	.667	2	8	10	3.3	9	1	7	2	3	16	5.3

Player Averages

Games Played	Minutes/game	Points/game	FG Pct	3FG Pct	FT Pct	Rebounds/game	Assists/game	Turnovers/game	Assist/Turnover ratio	Steals/game	Blocks/game
3	18.6	5.3	31.3	33.3	66.7	3.3	0.3	2.3	0.1	1.0	0.7

CAREER STATS

SEASON	TEAM	GP-GS	MIN/AVG	Field Goals		3-Point		F-Throws		Rebounds				Scoring						
				FG-FGA	FG%	3FG-3FGA	3FG%	FT-FTA	FT%	OFF	DEF	TOT	AVG	PF-FO	A	TO	BLK	STL	PTS	AVG
2019-20	Oregon	28-7	41.7/14.9	43-113	.381	9-31	.290	17-35	.486	22	49	71	2.5	58-2	8	23	15	11	112	4.0
2020-21	UCF	21-15	54.0/25.7	55-124	.444	2-14	.143	36-62	.581	34	70	104	5.0	46-1	19	28	36	19	148	7.0
2021-22	UCF	30-19	75.8/25.3	90-188	.479	13-35	.371	57-98	.582	47	123	170	5.7	49-0	29	29	26	8	250	8.3
2022-23	UCF	3-0	56/18.6	5-16	.313	2-6	.333	4-6	.667	2	8	10	3.3	9-0	1	7	2	3	16	5.3
TOTAL FOR UCF		54-34	1354/25.1	150-328	.457	17-55	.309	97-166	.584	83	201	284	5.3	104-1	49	64	64	30	414	7.7
TOTAL		82-41	1771/21.6	193-441	.438	26-86	.302	114-201	.567	105	250	355	4.3	162-3	57	87	79	41	526	6.4



24 **Charlie May** | G | Fr. | 6-5 | 190
 Boca Raton, Fla. | St. Andrew's School

BIO INFORMATION

2022-23 GAME HIGHS

Points	N/A	-
Rebounds	N/A	-
Assists	N/A	-
Steals	N/A	-
Blocks	N/A	-
Field Goals Made	N/A	-
Field Goals Attempted	N/A	-
3-Point Field Goals Made	N/A	-
3-Point Field Goals Attempted	N/A	-
Free Throws Made	N/A	-
Free Throws Attempted	N/A	-

SINGLE-GAME CAREER HIGHS

Points	N/A	-
Rebounds	N/A	-
Assists	N/A	-
Steals	N/A	-
Blocks	N/A	-
Field Goals Made	N/A	-
Field Goals Attempted	N/A	-
3-Point Field Goals Made	N/A	-
3-Point Field Goals Attempted	N/A	-
Free Throws Made	N/A	-
Free Throws Attempted	N/A	-

CAREER STATS

Has yet to play

GAME-BY-GAME STATS

Has not played in a game during the 2022-23 season.



25 Taylor Hendricks | F | Fr. | 6-9 | 210
 Fort Lauderdale, Fla. | Calvary Christian Academy

BIO INFORMATION

HIGH SCHOOL

- ESPN, 4 Star, 54th in the nation, 11th in Florida, 13th power forward
- Rivals, 4 Star, 87th in the nation, 10th power forward
- 247, 4 Star, 119th in the nation, 20th in Florida, 23 power forward
- Offers from Florida, Florida State, Miami, LSU, Iowa State among others
- Played for Calvary Christian Academy in Fort Lauderdale, Fla.
- Led Calvary Christian to two Florida 3A state championship as a junior and senior in 2020-21 and 2021-22
- Averaged 15.1 points and 8.2 rebounds as senior in 2021-22
- Averaged 14.1 points, 9.1 rebounds and 2.1 blocks per game as a junior
- 2022 City of Palms first-team all-conference selection and defensive MVP
- McDonald's All-America nominee
- Selected Boys Basketball Player of the Year by both Miami Herald and Fort Lauderdale Sun-Sentinel
- Named Broward County Fab 5
- Named Broward 5A-1A player of the year for 2021-22
- Played for coach Cilk McSweeney

PERSONAL

- Majoring in Kinesiology
- Son of Danielle Hendricks
- Has two brothers—Tyler (also a freshman on 2022-23 UCF roster) and Jamal Jones

2022-23 GAME HIGHS

Points	23	vs. UNC Asheville (11/7/22)
Rebounds	12	2x, last vs. Oklahoma State (11/18/22)
Assists	2	vs. UNC Asheville (11/7/22)
Steals	2	vs. UNC Asheville (11/7/22)
Blocks	3	2x, last vs. Western Illinois (11/14/22)
Field Goals Made	10	vs. UNC Asheville (11/7/22)
Field Goals Attempted	19	vs. UNC Asheville (11/7/22)
3-Point Field Goals Made	3	2x, last vs. Santa Clara (11/20/22)
3-Point Field Goals Attempted	10	vs. Santa Clara (11/20/22)
Free Throws Made	3	vs. Oklahoma State (11/18/22)
Free Throws Attempted	3	2x, last vs. Santa Clara (11/20/22)

GAME-BY-GAME STATS

Opponent	Date	GS	MIN	Total		3-Pointers		Free throws		Rebounds				PF	A	TO	BLK	STL	PTS	AVG	
				FG-FGA	PCT	3FG-3FGA	PCT	FT-FTA	PCT	OFF	DEF	TOT	AVG								
UNC Asheville	11/07/2022	*	39:01	10-19	.526	2-6	.333	1-2	.500	2	3	5	5.0	5	2	1	3	2	23	23.0	
Florida St.	11/11/2022	*	32:33	6-13	.462	2-3	.667	1-2	.500	5	7	12	8.5	1	1	2	0	0	15	19.0	
Western Ill.	11/14/2022	*	23:45	3-5	.600	0-1	.000	0-0	.000	1	2	3	6.7	1	0	0	3	0	6	14.7	
vs Oklahoma St.	11/18/2022	*	35:17	5-8	.625	3-4	.750	3-3	1.000	6	6	12	8.0	3	1	4	1	1	16	15.0	
vs Santa Clara	11/20/2022	*	33:30	7-15	.467	3-10	.300	2-3	.667	1	3	4	7.2	2	0	1	1	0	19	15.8	
Totals			5	164:06	31-60	.517	10-24	.417	7-10	.700	15	21	36	7.2	12	4	8	8	3	79	15.8

Player Averages

Games Played	Minutes/game	Points/game	FG Pct	3FG Pct	FT Pct	Rebounds/game	Assists/game	Turnovers/game	Assist/Turnover ratio	Steals/game	Blocks/game
5	32.8	15.8	51.7	41.7	70.0	7.2	0.8	1.6	0.5	0.6	1.6

SINGLE-GAME CAREER HIGHS

Points	23	vs. UNC Asheville (11/7/22)
Rebounds	12	2x, last vs. Oklahoma State (11/18/22)
Assists	2	vs. UNC Asheville (11/7/22)
Steals	2	vs. UNC Asheville (11/7/22)
Blocks	3	2x, last vs. Western Illinois (11/14/22)
Field Goals Made	10	vs. UNC Asheville (11/7/22)
Field Goals Attempted	19	vs. UNC Asheville (11/7/22)
3-Point Field Goals Made	3	2x, last vs. Santa Clara (11/20/22)
3-Point Field Goals Attempted	10	vs. Santa Clara (11/20/22)
Free Throws Made	3	vs. Oklahoma State (11/18/22)
Free Throws Attempted	3	2x, last vs. Santa Clara (11/20/22)

CAREER STATS

				Field Goals		3-Point		F-Throws		Rebounds				Scoring						
SEASON	TEAM	GP-GS	MIN/AVG	FG-FGA	FG%	3FG-3FGA	3FG%	FT-FTA	FT%	OFF	DEF	TOT	AVG	PF-FO	A	TO	BLK	STL	PTS	AVG
2022-23	UCF	5-5	164/32.8	31-60	.517	10-24	.417	7-10	.700	15	21	36	7.2	12-1	4	8	8	3	79	15.8
TOTAL		5-5	164/32.8	31-60	.517	10-24	.417	7-10	.700	15	21	36	7.2	12-1	4	8	8	3	79	15.8



31

Thierno Sylla | F | Fr. | 6-11 | 225
 Conakry, Guinea | Royal Crown Academic School

BIO INFORMATION

HIGH SCHOOL

- Played at Royal Crown Academic School in Ontario, Canada
- Named Defensive player of the year of the OSBA league along with a 1st team all-star nod as a senior
- Also played soccer, starting as a striker on varsity

PERSONAL

- Born in Conakry, Guinea
- Son to Mariana Kesso and Mohamed Cheikh

2022-23 GAME HIGHS

Points	5	2x, last vs. Santa Clara (11/20/22)
Rebounds	3	vs. Santa Clara (11/20/22)
Assists	1	vs. Western Illinois (11/14/22)
Steals	1	vs. Santa Clara (11/20/22)
Blocks	1	vs. Western Illinois (11/14/22)
Field Goals Made	2	2x, last vs. Santa Clara (11/20/22)
Field Goals Attempted	3	2x, last vs. Santa Clara (11/20/22)
3-Point Field Goals Made	1	3x, last vs. Santa Clara (11/20/22)
3-Point Field Goals Attempted	2	3x, last vs. Santa Clara (11/20/22)
Free Throws Made	N/A	-
Free Throws Attempted	N/A	-

SINGLE-GAME CAREER HIGHS

Points	5	2x, last vs. Santa Clara (11/20/22)
Rebounds	3	vs. Santa Clara (11/20/22)
Assists	1	vs. Western Illinois (11/14/22)
Steals	1	vs. Santa Clara (11/20/22)
Blocks	1	vs. Western Illinois (11/14/22)
Field Goals Made	2	2x, last vs. Santa Clara (11/20/22)
Field Goals Attempted	3	2x, last vs. Santa Clara (11/20/22)
3-Point Field Goals Made	1	3x, last vs. Santa Clara (11/20/22)
3-Point Field Goals Attempted	2	3x, last vs. Santa Clara (11/20/22)
Free Throws Made	N/A	-
Free Throws Attempted	N/A	-

GAME-BY-GAME STATS

Opponent	Date	GS	MIN	Total		3-Pointers		Free throws		Rebounds				PF	A	TO	BLK	STL	PTS	AVG
				FG-FGA	PCT	3FG-3FGA	PCT	FT-FTA	PCT	OFF	DEF	TOT	AVG							
UNC Asheville	11/07/2022		03:08	2-3	.667	1-2	.500	0-0	.000	1	0	1	1.0	1	0	0	0	5	5.0	
Western Ill.	11/14/2022		05:29	1-2	.500	1-2	.500	0-0	.000	0	1	1	1.0	2	1	0	1	0	3	4.0
vs Santa Clara	11/20/2022		06:08	2-3	.667	1-2	.500	0-0	.000	1	2	3	1.7	3	0	1	0	1	5	4.3
Totals		0	14:45	5-8	.625	3-6	.500	0-0	.000	2	3	5	1.7	6	1	1	1	13	4.3	

Player Averages

Games Played	Minutes/ game	Points/ game	FG Pct	3FG Pct	FT Pct	Rebounds/ game	Assists/ game	Turnovers/ game	Assist/Turnover ratio	Steals/ game	Blocks/ game
3	4.9	4.3	62.5	50.0	0.0	1.7	0.3	0.3	1.0	0.3	0.3

CAREER STATS

SEASON	TEAM	GP-GS	MIN/AVG	Field Goals		3-Point		F-Throws		Rebounds				Scoring						
				FG-FGA	FG%	3FG-3FGA	3FG%	FT-FTA	FT%	OFF	DEF	TOT	AVG	PF-FO	A	TO	BLK	STL	PTS	AVG
2022-23	UCF	3-0	15/4.9	5-8	.625	3-6	.500	0-0	.000	2	3	5	1.7	6-0	1	1	1	1	13	4.3
TOTAL		3-0	15/4.9	5-8	.625	3-6	.500	0-0	.000	2	3	5	1.7	6-0	1	1	1	1	13	4.3



OVERALL STATISTICS

Game Records

Record	Overall	Home	Away	Neutral
ALL GAMES	4-1	2-1	0-0	2-0
CONFERENCE	0-0	0-0	0-0	0-0
NON-CONFERENCE	4-1	2-1	0-0	2-0

Score by Periods

Team	1st	2nd	OT	TOT
UCF	151	172	27	350
Opponents	127	142	26	295

Team Box Score

No.	Player			Total		3-Point		F-Throw		Rebounds												
		GP-GS	MIN	AVG	FG-FGA	FG%	3FG-3FGA	3FG%	FT-FTA	FT%	OFF	DEF	TOT	AVG	PF	DQ	A	TO	BLK	STL	PTS	AVG
25	HENDRICKS, Taylor	5-5	164:06	32.8	31-60	.517	10-24	.417	7-10	.700	15	21	36	7.2	12	1	4	8	8	3	79	15.8
13	KELLY, C.J.	5-0	133:28	26.7	19-53	.358	10-32	.313	18-20	.900	2	14	16	3.2	10	0	12	13	2	6	66	13.2
12	HORTON, Ithiel	5-5	157:58	31.6	16-51	.314	7-26	.269	5-7	.714	4	14	18	3.6	4	0	9	7	0	4	44	8.8
1	YOUNG, Jayhlon	5-5	159:58	32.0	13-34	.382	5-14	.357	6-8	.750	4	12	16	3.2	14	0	18	15	1	4	37	7.4
4	SUGGS, Brandon	5-5	129:12	25.8	15-35	.429	3-6	.500	3-5	.600	9	11	20	4.0	10	0	7	7	1	8	36	7.2
21	WALKER, C.J.	3-0	55:53	18.6	5-16	.313	2-6	.333	4-6	.667	2	8	10	3.3	9	0	1	7	2	3	16	5.3
2	DURR, Michael	5-5	89:29	17.9	11-21	.524	0-1	.000	3-4	.750	12	14	26	5.2	10	0	4	6	4	0	25	5.0
31	SYLLA, Thierno	3-0	14:45	4.9	5-8	.625	3-6	.500	0-0	.000	2	3	5	1.7	6	0	1	1	1	1	13	4.3
11	FREEMAN, Tyem	4-0	59:43	14.9	7-20	.350	1-5	.200	1-4	.250	4	7	11	2.8	0	0	3	3	0	0	16	4.0
10	WARAKULNUKROH, Poohpha	1-0	03:34	3.6	1-1	1.000	1-1	1.000	1-2	.500	0	0	0	0.0	0	0	0	0	0	0	4	4.0
0	THIOUNE, Lahat	5-0	75:14	15.0	6-15	.400	0-0	.000	0-0	.000	6	13	19	3.8	7	0	2	3	0	1	12	2.4
5	EDWARDS, P.J.	4-0	31:40	7.9	1-3	.333	0-1	.000	0-0	.000	3	4	7	1.8	0	0	1	1	0	2	2	0.5
Team											8	9	17					6				
Total		5	1075		130-317	.410	42-122	.344	48-66	.727	71	130	201	40.2	82	1	62	77	19	32	350	70.0
Opponents		5	1075		106-293	.362	29-118	.246	54-79	.684	65	120	185	37.0	84	5	53	86	19	34	295	59.0

Team Statistics

	UCF	OPP
Scoring	350	295
Points per game	70.0	59.0
Scoring margin	+11.0	-
Field goals-att	130-317	106-293
Field goal pct	.410	.362
3 point fg-att	42-122	29-118
3-point FG pct	.344	.246
3-pt FG made per game	8.4	5.8
Free throws-att	48-66	54-79
Free throw pct	.727	.684
F-Throws made per game	9.6	10.8
Rebounds	201	185
Rebounds per game	40.2	37.0
Rebounding margin	+3.2	-
Assists	62	53
Assists per game	12.4	10.6
Turnovers	77	86
Turnovers per game	15.4	17.2
Turnover margin	+1.8	-
Assist/turnover ratio	0.8	0.6
Steals	32	34
Steals per game	6.4	6.8
Blocks	19	19
Blocks per game	3.8	3.8
Winning streak	4	-
Home win streak	2	-
Attendance	15028	0
Home games-Avg/Game	3-5009	0-0
Neutral site-Avg/Game	-	2-357

Team Results

Date	Opponent		Score	Att.
11/07/2022	UNC Asheville	Lot2	95-98	4603
11/11/2022	Florida St.	W	68-54	6485
11/14/2022	Western Ill.	W	70-37	3940
11/18/2022	vs Oklahoma St.	Wot	60-56	0
11/20/2022	vs Santa Clara	W	57-50	714

GAME-BY-GAME STATISTICS

Opponent	Date	Score		Total		3-Pointers		Free throws		Rebounds											
				FG-FGA	PCT	3FG-3FGA	PCT	FT-FTA	PCT	OFF	DEF	TOT	AVG	PF	A	TO	BLK	STL	PTS	AVG	
UNC Asheville	11/07/2022	95-98	Lot2	37-81	.457	10-33	.303	11-15	.733	17	22	39	39.0	23	12	14	5	9	95	95.0	
Florida St.	11/11/2022	68-54	W	25-63	.397	7-15	.467	11-16	.688	24	28	52	45.5	15	11	20	2	4	68	81.5	
Western Ill.	11/14/2022	70-37	W	29-61	.475	6-21	.286	6-9	.667	9	29	38	43.0	13	11	8	6	7	70	77.7	
vs Oklahoma St.	11/18/2022	60-56	Wot	18-59	.305	9-25	.360	15-17	.882	13	26	39	42.0	17	12	21	4	7	60	73.3	
vs Santa Clara	11/20/2022	57-50	W	21-53	.396	10-28	.357	5-9	.556	8	25	33	40.2	14	16	14	2	5	57	70.0	
Total		350		130-317	.410	42-122	.344	48-66	.727	71	130	201	40.2	82	62	77	19	32	350	70.0	
Opponents		295		106-293	.362	29-118	.246	54-79	.684	65	120	185	37.0	84	53	86	19	34	295	59.0	

UCF Averages

Games Played	Points/game	FG Pct	3FG Pct	FT Pct	Rebounds/game	Assists/game	Turnovers/game	Assist/Turnover ratio	Steals/game	Blocks/game
5	70.0	41.0	34.4	72.7	40.2	12.4	15.4	0.8	6.4	3.8

OPPONENTS - GAME-BY-GAME STATISTICS

Opponent	Date	Score		Total		3-Pointers		Free throws		Rebounds											
				FG-FGA	PCT	3FG-3FGA	PCT	FT-FTA	PCT	OFF	DEF	TOT	AVG	PF	A	TO	BLK	STL	PTS	AVG	
UNC Asheville	11/07/2022	95-98	Lot2	34-66	.515	11-29	.379	19-26	.731	12	30	42	42.0	20	13	19	6	8	98	98.0	
Florida St.	11/11/2022	68-54	W	22-56	.393	6-19	.316	4-7	.571	7	15	22	32.0	19	12	13	3	10	54	76.0	
Western Ill.	11/14/2022	70-37	W	15-54	.278	2-21	.095	5-11	.455	13	23	36	33.3	10	5	18	0	3	37	63.0	
vs Oklahoma St.	11/18/2022	60-56	Wot	17-58	.293	2-20	.100	20-24	.833	16	26	42	35.5	19	13	18	8	7	56	61.3	
vs Santa Clara	11/20/2022	57-50	W	18-59	.305	8-29	.276	6-11	.545	17	26	43	37.0	16	10	18	2	6	50	59.0	
Total		295		106-293	.362	29-118	.246	54-79	.684	65	120	185	37.0	84	53	86	19	34	295	59.0	
UCF		350		130-317	.410	42-122	.344	48-66	.727	71	130	201	40.2	82	62	77	19	32	350	70.0	

Opponents Averages

Games Played	Points/game	FG Pct	3FG Pct	FT Pct	Rebounds/game	Assists/game	Turnovers/game	Assist/Turnover ratio	Steals/game	Blocks/game
5	59.0	36.2	24.6	68.4	37.0	10.6	17.2	0.6	6.8	3.8

LEADERS

Points

##	Player	G	Pts	Pts/G
25	Hendricks, Taylor	5	79	15.8
13	Kelly, C.J.	5	66	13.2
12	Horton, Ithiel	5	44	8.8
1	Young, Jayhlon	5	37	7.4
4	Suggs, Brandon	5	36	7.2
2	Durr, Michael	5	25	5.0
21	Walker, C.J.	3	16	5.3
11	Freeman, Tyem	4	16	4.0
31	Sylla, Thierno	3	13	4.3
0	Thioune, Lahat	5	12	2.4
10	Warakulnukroh, Poohpha	1	4	4.0
5	Edwards, P.J.	4	2	0.5

Scoring Average

##	Player	G	Pts	Pts/G
25	Hendricks, Taylor	5	79	15.8
13	Kelly, C.J.	5	66	13.2
12	Horton, Ithiel	5	44	8.8
1	Young, Jayhlon	5	37	7.4
4	Suggs, Brandon	5	36	7.2
21	Walker, C.J.	3	16	5.3
2	Durr, Michael	5	25	5.0
31	Sylla, Thierno	3	13	4.3
11	Freeman, Tyem	4	16	4.0
10	Warakulnukroh, Poohpha	1	4	4.0
0	Thioune, Lahat	5	12	2.4
5	Edwards, P.J.	4	2	0.5

Field Goal Percentage

##	Player	FG	Att	Pct
10	Warakulnukroh, Poohpha	1	1	1.000
31	Sylla, Thierno	5	8	.625
2	Durr, Michael	11	21	.524
25	Hendricks, Taylor	31	60	.517
4	Suggs, Brandon	15	35	.429
0	Thioune, Lahat	6	15	.400
1	Young, Jayhlon	13	34	.382
13	Kelly, C.J.	19	53	.358
11	Freeman, Tyem	7	20	.350
5	Edwards, P.J.	1	3	.333
12	Horton, Ithiel	16	51	.314
21	Walker, C.J.	5	16	.313

Field Goal Attempts

##	Player	G	Att	Att/G
25	Hendricks, Taylor	5	60	12.0
13	Kelly, C.J.	5	53	10.6
12	Horton, Ithiel	5	51	10.2
4	Suggs, Brandon	5	35	7.0
1	Young, Jayhlon	5	34	6.8

Field Goals Made

##	Player	G	Made	Made/G
25	Hendricks, Taylor	5	31	6.2
13	Kelly, C.J.	5	19	3.8
12	Horton, Ithiel	5	16	3.2
4	Suggs, Brandon	5	15	3.0
1	Young, Jayhlon	5	13	2.6

3-Point FG Percentage

##	Player	3FG	Att	Pct
10	Warakulnukroh, Poohpha	1	1	1.000
31	Sylla, Thierno	3	6	.500
4	Suggs, Brandon	3	6	.500
25	Hendricks, Taylor	10	24	.417
1	Young, Jayhlon	5	14	.357
21	Walker, C.J.	2	6	.333
13	Kelly, C.J.	10	32	.313
12	Horton, Ithiel	7	26	.269
11	Freeman, Tyem	1	5	.200

3-Point FG Attempts

##	Player	G	Att	Att/G
13	Kelly, C.J.	5	32	6.4
12	Horton, Ithiel	5	26	5.2
25	Hendricks, Taylor	5	24	4.8
1	Young, Jayhlon	5	14	2.8
4	Suggs, Brandon	5	6	1.2

3-Point FG Made

##	Player	G	Made	Made/G
25	Hendricks, Taylor	5	10	2.0
13	Kelly, C.J.	5	10	2.0
12	Horton, Ithiel	5	7	1.4
1	Young, Jayhlon	5	5	1.0
4	Suggs, Brandon	5	3	0.6

LEADERS

Free Throw Percentage

##	Player	Made	Att	Pct
13	Kelly, C.J.	18	20	.900
1	Young, Jayhlon	6	8	.750
2	Durr, Michael	3	4	.750
12	Horton, Ithiel	5	7	.714
25	Hendricks, Taylor	7	10	.700
21	Walker, C.J.	4	6	.667
4	Suggs, Brandon	3	5	.600
10	Warakulnukroh, Poohpha	1	2	.500
11	Freeman, Tyem	1	4	.250

Free Throw Attempts

##	Player	G	Att	Att/G
13	Kelly, C.J.	5	20	4.0
25	Hendricks, Taylor	5	10	2.0
1	Young, Jayhlon	5	8	1.6
12	Horton, Ithiel	5	7	1.4
21	Walker, C.J.	3	6	2.0

Free Throws Made

##	Player	G	Made	Made/G
13	Kelly, C.J.	5	18	3.6
25	Hendricks, Taylor	5	7	1.4
1	Young, Jayhlon	5	6	1.2
12	Horton, Ithiel	5	5	1.0
21	Walker, C.J.	3	4	1.3

Rebounds

##	Player	G	Reb	Reb/G
25	Hendricks, Taylor	5	36	7.2
2	Durr, Michael	5	26	5.2
4	Suggs, Brandon	5	20	4.0
0	Thioune, Lahat	5	19	3.8
12	Horton, Ithiel	5	18	3.6

Assists

##	Player	G	Ast	Ast/G
1	Young, Jayhlon	5	18	3.6
13	Kelly, C.J.	5	12	2.4
12	Horton, Ithiel	5	9	1.8
4	Suggs, Brandon	5	7	1.4
25	Hendricks, Taylor	5	4	0.8

Rebounds Average

##	Player	G	Reb	Reb/G
25	Hendricks, Taylor	5	36	7.2
2	Durr, Michael	5	26	5.2
4	Suggs, Brandon	5	20	4.0
0	Thioune, Lahat	5	19	3.8
12	Horton, Ithiel	5	18	3.6

Steals

##	Player	G	Stl	Stl/G
4	Suggs, Brandon	5	8	1.6
13	Kelly, C.J.	5	6	1.2
12	Horton, Ithiel	5	4	0.8
1	Young, Jayhlon	5	4	0.8
25	Hendricks, Taylor	5	3	0.6

Offensive Rebounds

##	Player	G	OReb	OReb/G
25	Hendricks, Taylor	5	15	3.0
2	Durr, Michael	5	12	2.4
4	Suggs, Brandon	5	9	1.8
0	Thioune, Lahat	5	6	1.2
12	Horton, Ithiel	5	4	0.8

Blocked Shots

##	Player	G	Blk	Blk/G
25	Hendricks, Taylor	5	8	1.6
2	Durr, Michael	5	4	0.8
13	Kelly, C.J.	5	2	0.4
21	Walker, C.J.	3	2	0.7
1	Young, Jayhlon	5	1	0.2

Defensive Rebounds

##	Player	G	DReb	DReb/G
25	Hendricks, Taylor	5	21	4.2
13	Kelly, C.J.	5	14	2.8
12	Horton, Ithiel	5	14	2.8
2	Durr, Michael	5	14	2.8
0	Thioune, Lahat	5	13	2.6

Minutes

##	Player	G	Min	Min/G
25	Hendricks, Taylor	5	164	32:49
1	Young, Jayhlon	5	160	31:60
12	Horton, Ithiel	5	158	31:36
13	Kelly, C.J.	5	133	26:42
4	Suggs, Brandon	5	129	25:50

LEADERS**Fouls**

##	Player	G	PF	PF/G
1	Young, Jayhlon	5	14	2.8
25	Hendricks, Taylor	5	12	2.4
13	Kelly, C.J.	5	10	2.0
4	Suggs, Brandon	5	10	2.0
2	Durr, Michael	5	10	2.0

Turnovers

##	Player	G	TO	TO/G
1	Young, Jayhlon	5	15	3.0
13	Kelly, C.J.	5	13	2.6
25	Hendricks, Taylor	5	8	1.6
12	Horton, Ithiel	5	7	1.4
4	Suggs, Brandon	5	7	1.4

Foul Outs

##	Player	G	FO
25	Hendricks, Taylor	5	1

UCF GAME HIGHS

POINTS	95		UNC Asheville (11/07/2022)
	70		Western Ill. (11/14/2022)
	68		Florida St. (11/11/2022)
	60		vs Oklahoma St. (N) (11/18/2022)
	57		vs Santa Clara (N) (11/20/2022)
FIELD GOALS MADE	37		UNC Asheville (11/07/2022)
	29		Western Ill. (11/14/2022)
FIELD GOAL ATTEMPTS	81		UNC Asheville (11/07/2022)
	63		Florida St. (11/11/2022)
FIELD GOAL PERCENTAGE	.475	(29-61)	Western Ill. (11/14/2022)
	.457	(37-81)	UNC Asheville (11/07/2022)
3 PT FG MADE	10		vs Santa Clara (N) (11/20/2022)
	10		UNC Asheville (11/07/2022)
3 PT FG ATTEMPTS	33		UNC Asheville (11/07/2022)
	28		vs Santa Clara (N) (11/20/2022)
3 PT FG PERCENTAGE	.467	(7-15)	Florida St. (11/11/2022)
	.360	(9-25)	vs Oklahoma St. (N) (11/18/2022)
FREE THROWS MADE	15		vs Oklahoma St. (N) (11/18/2022)
	11		Florida St. (11/11/2022)
	11		UNC Asheville (11/07/2022)
FREE THROW ATTEMPTS	17		vs Oklahoma St. (N) (11/18/2022)
	16		Florida St. (11/11/2022)
FREE THROW PERCENTAGE	.882	(15-17)	vs Oklahoma St. (N) (11/18/2022)
	.733	(11-15)	UNC Asheville (11/07/2022)
REBOUNDS	52		Florida St. (11/11/2022)
	39		vs Oklahoma St. (N) (11/18/2022)
	39		UNC Asheville (11/07/2022)
ASSISTS	16		vs Santa Clara (N) (11/20/2022)
	12		vs Oklahoma St. (N) (11/18/2022)
	12		UNC Asheville (11/07/2022)
STEALS	9		UNC Asheville (11/07/2022)
	7		vs Oklahoma St. (N) (11/18/2022)
	7		Western Ill. (11/14/2022)
BLOCKED SHOTS	6		Western Ill. (11/14/2022)
	5		UNC Asheville (11/07/2022)
TURNOVERS	21		vs Oklahoma St. (N) (11/18/2022)
	20		Florida St. (11/11/2022)
FOULS	23		UNC Asheville (11/07/2022)
	17		vs Oklahoma St. (N) (11/18/2022)

OPPONENT GAME HIGHS

POINTS	98	UNC Asheville (11/07/2022)
	56	vs Oklahoma St. (N) (11/18/2022)
	54	Florida St. (11/11/2022)
	50	vs Santa Clara (N) (11/20/2022)
	37	Western Ill. (11/14/2022)
FIELD GOALS MADE	34	UNC Asheville (11/07/2022)
	22	Florida St. (11/11/2022)
FIELD GOAL ATTEMPTS	66	UNC Asheville (11/07/2022)
	59	vs Santa Clara (N) (11/20/2022)
FIELD GOAL PERCENTAGE	.515 (34-66)	UNC Asheville (11/07/2022)
	.393 (22-56)	Florida St. (11/11/2022)
3 PT FG MADE	11	UNC Asheville (11/07/2022)
	8	vs Santa Clara (N) (11/20/2022)
3 PT FG ATTEMPTS	29	vs Santa Clara (N) (11/20/2022)
	29	UNC Asheville (11/07/2022)
3 PT FG PERCENTAGE	.379 (11-29)	UNC Asheville (11/07/2022)
	.316 (6-19)	Florida St. (11/11/2022)
FREE THROWS MADE	20	vs Oklahoma St. (N) (11/18/2022)
	19	UNC Asheville (11/07/2022)
FREE THROW ATTEMPTS	26	UNC Asheville (11/07/2022)
	24	vs Oklahoma St. (N) (11/18/2022)
FREE THROW PERCENTAGE	.833 (20-24)	vs Oklahoma St. (N) (11/18/2022)
	.731 (19-26)	UNC Asheville (11/07/2022)
REBOUNDS	43	vs Santa Clara (N) (11/20/2022)
	42	vs Oklahoma St. (N) (11/18/2022)
	42	UNC Asheville (11/07/2022)
ASSISTS	13	vs Oklahoma St. (N) (11/18/2022)
	13	UNC Asheville (11/07/2022)
STEALS	10	Florida St. (11/11/2022)
	8	UNC Asheville (11/07/2022)
BLOCKED SHOTS	8	vs Oklahoma St. (N) (11/18/2022)
	6	UNC Asheville (11/07/2022)
TURNOVERS	19	UNC Asheville (11/07/2022)
	18	vs Santa Clara (N) (11/20/2022)
	18	vs Oklahoma St. (N) (11/18/2022)
	18	Western Ill. (11/14/2022)
FOULS	20	UNC Asheville (11/07/2022)
	19	vs Oklahoma St. (N) (11/18/2022)
	19	Florida St. (11/11/2022)

UCF PLAYER GAME HIGHS

POINTS	23		Taylor Hendricks vs UNC Asheville (11/07/2022)
	20		C.J. Kelly vs UNC Asheville (11/07/2022)
	19		Taylor Hendricks vs Santa Clara (N) (11/20/2022)
	18		C.J. Kelly vs Oklahoma St. (N) (11/18/2022)
	17		C.J. Kelly vs Western Ill. (11/14/2022)
	17		Jayhlon Young vs Florida St. (11/11/2022)
FIELD GOALS MADE	10		Taylor Hendricks vs UNC Asheville (11/07/2022)
	7		Taylor Hendricks vs Santa Clara (N) (11/20/2022)
	7		C.J. Kelly vs Western Ill. (11/14/2022)
	7		Brandon Suggs vs UNC Asheville (11/07/2022)
FIELD GOAL ATTEMPTS	19		Taylor Hendricks vs UNC Asheville (11/07/2022)
	16		C.J. Kelly vs UNC Asheville (11/07/2022)
FIELD GOAL PERCENTAGE (min 5 made)	.714	(5-7)	Michael Durr vs UNC Asheville (11/07/2022)
	.625	(5-8)	Taylor Hendricks vs Oklahoma St. (N) (11/18/2022)
3 PT FG MADE	4		C.J. Kelly vs Oklahoma St. (N) (11/18/2022)
	3		Taylor Hendricks vs Santa Clara (N) (11/20/2022)
	3		Taylor Hendricks vs Oklahoma St. (N) (11/18/2022)
	3		C.J. Kelly vs Western Ill. (11/14/2022)
3 PT FG ATTEMPTS	11		C.J. Kelly vs Oklahoma St. (N) (11/18/2022)
	10		Taylor Hendricks vs Santa Clara (N) (11/20/2022)
	10		C.J. Kelly vs UNC Asheville (11/07/2022)
3 PT FG PERCENTAGE (min 2 made)	1.000	(2-2)	Jayhlon Young vs Florida St. (11/11/2022)
	.750	(3-4)	Taylor Hendricks vs Oklahoma St. (N) (11/18/2022)
FREE THROWS MADE	6		C.J. Kelly vs Oklahoma St. (N) (11/18/2022)
	6		C.J. Kelly vs UNC Asheville (11/07/2022)
FREE THROW ATTEMPTS	6		C.J. Kelly vs Oklahoma St. (N) (11/18/2022)
	6		C.J. Kelly vs UNC Asheville (11/07/2022)
FREE THROW PERCENTAGE (min 3 made)	1.000	(6-6)	C.J. Kelly vs Oklahoma St. (N) (11/18/2022)
	1.000	(6-6)	C.J. Kelly vs UNC Asheville (11/07/2022)
	1.000	(3-3)	Taylor Hendricks vs Oklahoma St. (N) (11/18/2022)
REBOUNDS	12		Taylor Hendricks vs Oklahoma St. (N) (11/18/2022)
	12		Taylor Hendricks vs Florida St. (11/11/2022)
ASSISTS	6		Jayhlon Young vs Santa Clara (N) (11/20/2022)
	5		Jayhlon Young vs Oklahoma St. (N) (11/18/2022)
STEALS	4		Brandon Suggs vs UNC Asheville (11/07/2022)
	2		Brandon Suggs vs Santa Clara (N) (11/20/2022)
	2		Jayhlon Young vs Oklahoma St. (N) (11/18/2022)
	2		C.J. Walker vs Oklahoma St. (N) (11/18/2022)
	2		P.J. Edwards vs Western Ill. (11/14/2022)
	2		C.J. Kelly vs UNC Asheville (11/07/2022)
	2		Taylor Hendricks vs UNC Asheville (11/07/2022)
BLOCKED SHOTS	3		Taylor Hendricks vs Western Ill. (11/14/2022)
	3		Taylor Hendricks vs UNC Asheville (11/07/2022)
TURNOVERS	6		Jayhlon Young vs Florida St. (11/11/2022)
	4		Taylor Hendricks vs Oklahoma St. (N) (11/18/2022)
	4		Jayhlon Young vs Oklahoma St. (N) (11/18/2022)
	4		C.J. Walker vs Oklahoma St. (N) (11/18/2022)
	4		Jayhlon Young vs UNC Asheville (11/07/2022)

OPPONENT PLAYER GAME HIGHS

POINTS	40		Drew Pember vs UNC Asheville (11/07/2022)
	20		Tajion Jones vs UNC Asheville (11/07/2022)
	17		Darin Green Jr. vs Florida St. (11/11/2022)
	14		Moussa Cisse vs Oklahoma St. (N) (11/18/2022)
	12		Keshawn Justice vs Santa Clara (N) (11/20/2022)
	12		Avery Anderson, III vs Oklahoma St. (N) (11/18/2022)
	12		Jesiah West vs Western Ill. (11/14/2022)
	12		Cameron Corhen vs Florida St. (11/11/2022)
FIELD GOALS MADE	12		Drew Pember vs UNC Asheville (11/07/2022)
	7		Darin Green Jr. vs Florida St. (11/11/2022)
	7		Tajion Jones vs UNC Asheville (11/07/2022)
FIELD GOAL ATTEMPTS	21		Drew Pember vs UNC Asheville (11/07/2022)
	16		Keshawn Justice vs Santa Clara (N) (11/20/2022)
	16		Cam'Ron Fletcher vs Florida St. (11/11/2022)
FIELD GOAL PERCENTAGE (min 5 made)	1.000	(5-5)	Nick McMullen vs UNC Asheville (11/07/2022)
	.667	(6-9)	Moussa Cisse vs Oklahoma St. (N) (11/18/2022)
3 PT FG MADE	4		Keshawn Justice vs Santa Clara (N) (11/20/2022)
	4		Tajion Jones vs UNC Asheville (11/07/2022)
	4		Drew Pember vs UNC Asheville (11/07/2022)
3 PT FG ATTEMPTS	14		Keshawn Justice vs Santa Clara (N) (11/20/2022)
	8		Tajion Jones vs UNC Asheville (11/07/2022)
	8		Fletcher Abee vs UNC Asheville (11/07/2022)
	8		Drew Pember vs UNC Asheville (11/07/2022)
3 PT FG PERCENTAGE (min 2 made)	.500	(4-8)	Tajion Jones vs UNC Asheville (11/07/2022)
	.500	(4-8)	Drew Pember vs UNC Asheville (11/07/2022)
	.500	(3-6)	Darin Green Jr. vs Florida St. (11/11/2022)
	.500	(2-4)	Cameron Corhen vs Florida St. (11/11/2022)
FREE THROWS MADE	12		Drew Pember vs UNC Asheville (11/07/2022)
	10		Avery Anderson, III vs Oklahoma St. (N) (11/18/2022)
FREE THROW ATTEMPTS	13		Drew Pember vs UNC Asheville (11/07/2022)
	12		Avery Anderson, III vs Oklahoma St. (N) (11/18/2022)
FREE THROW PERCENTAGE (min 3 made)	1.000	(4-4)	Carlos Stewart vs Santa Clara (N) (11/20/2022)
	1.000	(4-4)	Kalib Boone vs Oklahoma St. (N) (11/18/2022)
	1.000	(4-4)	John-Michael Wright vs Oklahoma St. (N) (11/18/2022)
REBOUNDS	14		Moussa Cisse vs Oklahoma St. (N) (11/18/2022)
	10		Quinlan Bennett vs Western Ill. (11/14/2022)
ASSISTS	5		Avery Anderson, III vs Oklahoma St. (N) (11/18/2022)
	5		Jalen Warley vs Florida St. (11/11/2022)
STEALS	5		Caleb Mills vs Florida St. (11/11/2022)
	2		Keshawn Justice vs Santa Clara (N) (11/20/2022)
	2		Brandin Podziemski vs Santa Clara (N) (11/20/2022)
	2		Avery Anderson, III vs Oklahoma St. (N) (11/18/2022)
	2		Moussa Cisse vs Oklahoma St. (N) (11/18/2022)
	2		Darin Green Jr. vs Florida St. (11/11/2022)
	2		Caleb Burgess vs UNC Asheville (11/07/2022)
	2		Drew Pember vs UNC Asheville (11/07/2022)
BLOCKED SHOTS	6		Moussa Cisse vs Oklahoma St. (N) (11/18/2022)
	2		Tajion Jones vs UNC Asheville (11/07/2022)
	2		Jamon Battle vs UNC Asheville (11/07/2022)
	2		Drew Pember vs UNC Asheville (11/07/2022)
TURNOVERS	6		Drew Pember vs UNC Asheville (11/07/2022)
	5		Cam'Ron Fletcher vs Florida St. (11/11/2022)