



GAME INFORMATION

Date Wednesday, Dec. 22
Time 7:00 p.m. ET
Location Orlando, Fla.
Arena Addition Financial Arena
Capacity 10,000+
Video ESPN+
Play-by-Play Austin Lyon
Analyst Mike O'Donnell
Reporter Salena Roche
Audio FM 96.9 The Game
Play-by-Play Marc Daniels
Analyst Taylor Young
Twitter @UCF_MBB
Hashtag #ChargeOn

SCHEDULE/RESULTS

Table with columns: Date, Opponent, Network, Score. Includes games from N10 to M6*.

* American Athletic Conference contest

% The American Tournament - Fort Worth, Texas

All times Eastern



UCF KNIGHTS (7-2, 1-0)

Head Coach: Johnny Dawkins (Duke, 1986)

Record at UCF: 101-62 (6th Season)

Overall Record: 257-177 (14th Season)



NORTH ALABAMA LIONS (7-4, 0-0)

Head Coach: Tony Pujol (Sterling (KS), 1989)

Record at FSU: 43-54 (4th Season)

Overall Record: 43-54 (4th Season)

UCFACTS

DAWKINS ERA AT UCF

- Johnny Dawkins picked up career win No. 100 in the Knights' win over N.C. A&T on Dec. 11, becoming just the third coach in UCF history to reach the milestone.
Dawkins is 101-62 since starting with the Knights in 2016, a win percentage of .620, the second best of any UCF coach (Torchy Clark, .754 from 1969-83).
He has the third most wins over any UCF coach, trailing only Clark's 274 and Kirk Speraw's 247 from 1993-2010.
Dawkins is the fastest coach to reach 100 wins in program history in the Division I era, needing only 162 games to do so.
Dawkins had his squad off to a 4-0 start to begin the 2021-22 season, tying his 2017-18 mark for his best start to a season at UCF.
Dawkins has led UCF to its first NIT Final Four (2017), first at-large berth to the NCAA Tournament (2019) and first NCAA Tournament win (2019).
Prior to Dawkins' arrival at UCF, the program had won three games against ranked opponents from 1984-2016. Since Dawkins has taken over, the Knights have won five games against ranked opponents.
UCF had never won two games against ranked teams in a single season, and the Knights did it in a span of five days, taking down No. 6 Houston and No. 19 Cincinnati late in the 2018-19 season.
UCF is now 8-50 all-time against ranked opponents, but 5-16 against ranked teams under Dawkins.

MONEY AT THE LINE

- As a team, UCF has knocked down 78.8 percent of its free throw opportunities through the first nine games of the season, which leads the conference and is 17th in the nation as of Dec. 17.
The Knights' current single-season record for highest field goal percentage is 76.1 percent (1975-76).
Fifth year senior Brandon Mahan has not missed a free throw dating back to 02/01/21 at Memphis (last 19 games).
Mahan is a perfect 45-for-45 in free throw attempts over that stretch.
Mahan is currently UCF's all-time free throw percentage leader at 86.9 percent over his career.
Mahan is one of just two players in the nation who has not missed a free throw this season (min. 2.5 attempts per game).
Six Knights are shooting 75.0 percent or better from the line as of Dec. 14 (min. eight attempts).

A+ START IN THE AAC

- The Knights got off to a great start in American Athletic Conference play on Dec. 15 after securing a 65-48 win over Temple in Philadelphia.
UCF held Temple to 19 first half points, the least amount of points UCF has allowed to an opponent in the first half since holding SMU to 14 on March 4, 2020 before going on to win, 61-58.
UCF outscored the Owls by 18 in the second half after shooting 65 percent from the field, compared to just 19 percent through the first 20 minutes.
Three Knights posted double-digit scoring totals in the victory as Brandon Mahan (18), Darin Green Jr. (17) and Tyem Freeman (14) all had solid outings.
Mahan's 18 were a season-high for the fifth-year senior. He was also a perfect 7-for-7 from the free throw line.
Freeman's 14 point scored marked a career-high for the first-year Knight, plus he added seven rebounds and three assists, also career-highs.
With the win, UCF is now 4-2 all-time in league openers under head coach Johnny Dawkins.

A UCF WIN WOULD

RECORD BREAKDOWN

- Be better than a loss
Be the Knights' fourth straight
Move UCF to 13-3 over its last 16 games played dating back to last season
Move the Knights' to 5-1 at Addition Financial Arena this season

Table with columns: Record Type, Record. Includes Overall, The American, Non-Conference, Home, Away, Neutral.



BY THE NUMBERS

KNIGHTS		LIONS
73.4	POINTS »	75.5
63.6	DEFENSE »	57.3
+9.8	MARGIN »	+18.2
45.8	« FG%	41.7
40.6	OPP. FG% »	34.8
8.2	THREES »	10.1
35.6	« 3FG%	35.4
26.1	« OPP. 3FG%	29.9
78.8	FT% »	79.2
+2.6	REB MARGIN »	+3.5
14.8	« ASSISTS	14.4
14.6	TOs »	14.0
1.0	AST-TO	1.0
7.7	STEALS »	8.9
3.4	BLOCKS »	4.9

SERIES INFORMATION

Overall:	0-0
in Florence:	0-0
in Orlando:	0-0
at Neutral location:	0-0
Streak:	N/A
Last meeting:	N/A
Last UCF win:	N/A

UCF RANKING SUMMARY

AS OF DEC. 20

Category	NCAA	AAC	Value
Ast-to-TO Ratio	176	7	1.02
Assists Per Game	93	4	14.8
Blocks Per Game	153	9	3.4
Fewest Turnovers	92	5	131
Field Goal Percentage	107	4	45.8
FG% Defense	105	8	40.6
FT Percentage	15	1	78.8
Rebound Margin	147	5	2.7
Scoring Defense	76	5	63.6
Scoring Offense	141	4	73.4
Steals Per Game	116	4	7.7
3-Pt FG% Defense	15	1	26.1
3-Pt FGs Per Game	120	4	8.2
3-Pt FG Percentage	101	5	35.6

KNIGHT NOTES

SOLID START

- The UCF men's basketball team opened the season with a 69-59 win over Robert Morris on Nov. 10 in front of 4,869 fans at Addition Financial Arena.
- UCF followed up its stellar opening Knight victory with wins over Miami and Evansville on the road and a victory over Jacksonville in front of its home crowd in Orlando.
- As a team, the Knights led The American with a 81.9 percent free throw percentage and were third in the conference with a 46.1 percent field goal percentage through their first five games.
- The Knights were also top three in The American with 14.6 assists per game over that stretch.
- Following a strong undefeated start to the season, the Knights were receiving votes in the USA Today Coaches Poll on Nov. 22.
- The Knights' appearance in the poll marked their first since Dec. 28, 2020 and their 20th under head coach Johnny Dawkins (2016-present).
- Before falling to Oklahoma on Nov. 27, UCF's 4-0 start marked their seventh best in program history [2010-11 (14-0), 2006-07 (6-0), 1993-94 (5-0), 1981-82 (5-0), 1979-80 (15-0) and 1969-70 (8-0)].

GREEN IS GOOD

- Junior Darin Green Jr. has made a big leap forward in year three with the Knights as he leads the team with 15.9 points per game to open the season, ranking first on the team and eighth in the conference.
- Green has led UCF in points in six out of its first nine games to open play, with double-digit points in all but one game.
- He was named to the American Athletic Conference honor roll on 11/15 and 12/13
- Green's 44.6 percent mark on threes leads in the AAC.
- Green ranks second in The American and 30th in the nation with 3.22 threes per game.
- He has posted two games with five made threes to open the season (11/27 vs Oklahoma & 11/13 at Miami).
- Green posted a team-high 23-point effort in UCF's 95-89 win at Miami on Nov. 13.
- Green was solid in year two for the Knights during the 2020-21 season, averaging 11.3 points per game, which ranked 17th in the conference and third on the team.
- The Charlotte, North Carolina product also led the Knights with 53 made 3-pointers in 2020-21 and ranked seventh in the league with 2.3 made threes per game.
- Green was also monumental in UCF's 86-74 win over then 15th-rated Florida State last season as he knocked down six 3-pointers and scored a season-high 20 points against the Seminoles.
- In his freshman season in 2020-21, Green set a UCF freshman record with 68 made 3-pointers
- He led The American with 41.7 percent shooting from 3-point range and 2.3 threes made per game.

HANDLED THE HURRICANES

- UCF took care of business on the road in Miami as the Knights bested the Hurricanes, 95-89, at Watsco Center in Coral Gables, Florida on Nov. 13.
- UCF's 95 points marked the most scored over a 'Power 5' opponent in program history.
- The Knights' 95 points marked the most they have scored since Feb. 24, 2019, when UCF defeated SMU 95-48 in Orlando.
- UCF's Dec. 22, 2015 win over Bethune-Cookman was the last time the Knights had scored more than 95 points in a game (101).
- The Knights' win at Miami marked UCF's first over the Hurricanes since Nov. 21, 2013, when UCF won 63-58.
- Darin Green Jr. and Darius Perry knocked down a pair of early threes to give UCF the quick 10-4 lead and the Knights didn't look back from there as they didn't surrender the lead for the remainder of the game and were up as high as 17 points after going on a 9-0 run to open the second half.
- Darin Green Jr. finished three points shy of his career-high as the junior led the team with 23 points after hitting 5-of-9 from three-point range.
- C.J. Walker posted the first double-double of the year for UCF, scoring 14 and grabbing 11 rebounds, while two more Knights contributed with double-digit points in Brandon Mahan (15) and Isaiah Adams (12).
- UCF posted 16 offensive rebounds (27 total) in the win, the most offensive boards the Knights have tallied in a game since Nov. 28, 2019 against Penn.

WHO IS BACK?

- The Knights are among the leaders in the country with 97 percent of their points scored and 96 percent of their minutes played from the 2020-21 season back for the 2021-22 season.
- Key returners suiting up for the black and gold again this season include Darius Perry, Brandon Mahan, Isaiah Adams, Darin Green Jr., Dre Fuller Jr., C.J. Walker, Jamille Reynolds and Sean Mobley.
- Each one of those players saw over 250 minutes of action for UCF last season.

RECORD BY LINEUP

GUARD	GUARD	GUARD	FORWARD	FORWARD	RECORD
Darius Perry	Darin Green Jr.	Brandon Mahan	Isaiah Adams	Cheikh Mbacke Diong	1-0
Darius Johnson	Darius Perry	Darin Green Jr.	C.J. Walker	Cheikh Mbacke Diong	1-0
Darius Perry	Darin Green Jr.	Brandon Mahan	C.J. Walker	Cheikh Mbacke Diong	5-2



QUICK FACTS

UCF INFORMATION

Location	Orlando, Fla.
Founded	1963
Enrollment	70,000+
Nickname	Knights
Colors	Black and Gold
Conference	American Athletic
Interim President	Alexander Cartwright
Director of Athletics	Terry Mohajir
Athletics Phone	(407) 823-2261
Ticket Office Phone	(407) 823-1000

ADDITION FINANCIAL ARENA

Capacity	10,000
Year Opened	2007
Press Row Phone	(863) 409-8331

BASKETBALL HISTORY

First Year of Basketball	1969-70
First Year in Division I	1984-85
First Year in AAC	2013-14
All-Time Record	797-650/850-650*
NCAA Tournaments/Last	Five/2019

* 2008-09 (17-14), 2009-10 (15-17), 2011-12 (21-12)
victories vacated due to NCAA sanctions

TEAM INFORMATION

2020-21 Record	11-12
Conference Record/Finish	8-10/6th
Home Record	6-3
Road Record	4-8
Neutral Record	1-1
Conference Tournament	Quarterfinals
Postseason	--
Starters Returning/Lost	5/0
Letterwinners Returning/Lost	8/1
Newcomers	5

STRATEGIC COMMUNICATIONS

Primary Contact	Sean Asher
Secondary Contact	Daniel Forcella
Cell Phone	(863) 409-8331
Email	sasher@athletics.ucf.edu
Mailing Address	Roth Athletics Center 4192 North Orion Blvd. Orlando, FL 32816
Website	www.UCFKnights.com
Twitter	@UCF_MBB
Instagram	UCF.MBB
Facebook	/UCFMensBasketball

KNIGHT NOTES

PERRY POISED AS POINT GUARD

- Fifth-year senior Darius Perry proved to be a leader for the Knights in his first season in Orlando, leading the way with 14.7 points per game in 2020-21, good for seventh in the conference.
- Perry was named a team captain, along with Cheikh Mbacke Diong and Levy Renaud to begin the 2021-22 season.
- Perry immediately proved to be worthy of that honor as he led the Knights with 18 points, four assists and four offensive rebounds to help the Knights edge out Robert Morris in their season opener.
- Perry is fourth in the conference with 4.8 assists per game and is second on the team with 102 points scored to open the season.
- The second-year Knight has knocked down 47.2 percent of his three-point shots (17-of-36) and is third on the team with 32 rebounds through team's first eight games.
- The former Louisville Cardinal was a third-team all-conference honoree last season.
- Perry also led UCF in assists with 3.4 per contest, was second among qualifiers with a 38.3 three-point field goal percentage and was second behind only Mahan with a 86.4 free throw percentage.
- Perry made 10 made 3-pointers against Tulsa (Feb. 6) and Wichita State (Feb. 10) in 2020-21, which were the most made threes in back-to-back games by a Knight since Matt Williams had 10 against Houston and Memphis on Feb. 1 and Feb. 4, 2017.

CHALLENGING NON-CONFERENCE SLATE

- Highlighted by home games against Michigan and Oklahoma, as well as matchups against Florida State, Miami, and Auburn away from home, UCF will play 11 non-conference games in total to open the year.
- Three of the Knights' 11 non-conference opponents were ranked in the AP Top 25 preseason poll in No. 6 Michigan, No. 20 Florida State and No. 22 Auburn.
- The Knights defeated then No. 15 Florida State at their place, 86-74, last season and took down Auburn, 63-55, to open the 2020-21 season at home.
- Home games at Addition Financial Arena are back at 100% capacity for the 2021-22 season.

WHO IS NEW?

- Cheikh Mbacke Diong is a redshirt senior forward who comes to UCF from UNLV, where he served as a team captain last season. Last season with the Rebels, the 6-foot-11 Diong averaged 8.9 points and 7.4 rebounds per game, while shooting 60.7 percent from the field. He also had 27 blocks, 33 steals and 20 assists in 2020-21.
- Diong is a native of Dakar, Senegal - the home of Tacko Fall and assistant coach Mamadou N'Diaye.
- Next, there are a pair of true freshman guards in Darius Johnson and P.J. Edwards. Johnson, the son of UCF Men's Basketball Director of Player Development Kelvin Johnson, was a four-star recruit by both Rivals and ESPN out of Episcopal High School in Virginia.
- Edwards is a 6-foot-4 combo guard originally out of Springfield, Illinois. He was rated as a three-star recruit by Rivals and was ranked as high as the 17th-best player out of the state of North Carolina when head coach Johnny Dawkins signed him at the beginning of 2021.
- A 6-foot-9 forward out of Dallas, Texas, Ed'Xavier Rhodes is a 6-foot-9 forward who was rated as a three-star recruit by Rivals and was ranked as one of the top power forwards in the class when head coach Johnny Dawkins signed him back in April 2021. He averaged 20 points, nine rebounds, and 2.5 blocks per game last season at Skyline High School in Dallas.
- Finally, JUCO transfer Tyem Freeman was named a National Junior College Association of America first-team All-American as a freshman at Indian Hills Community College in 2020-21. The 6-foot-6 guard was the only freshman to earn the accolade as he averaged 18.1 points per game and 7.3 rebounds per contest while shooting 52.2 percent from the field. He joins the Knights as a sophomore, but technically has four years of eligibility remaining due to the COVID-19 extra year.

2020-21 LATE BLOOMERS

- The Knights have won 12 of their last 15 games dating back to Feb. 17, 2021.
- UCF won five consecutive games and seven of its last nine toward the end of the 2020-21 season before falling in the American Athletic Conference Championship quarterfinals to Memphis.
- The Knights' offense was scoring 74.8 points per game during that streak - 7.3 more points per game than their season average (67.5).
- UCF was shooting 48.5 percent from the floor and 38.1 percent from 3-point range, compared to season averages of 43.3 percent and 35.9 percent, respectively.
- Even the free throw shooting was better, hitting at 77.5 percent during the last five games, compared to 73.6 percent on the season.
- The Knights also averaged 15.4 assists per game during that late run, as compared to their season average of 12.3 per contest.
- UCF earned its fourth American Athletic Conference Tournament victory on March 11, defeating ECU in the first round of the AAC tournament, 72-62.

MORE OF MAHAN

- Back for his third and final year in the black and gold, Brandon Mahan was a key contributor to the Knights in 2020-21, picking up third-team all-conference honors to end the year.
- He was selected preseason second-team all-conference ahead of the 2021-22 season.
- Mahan was a perfect 10-for-10 from the free throw line in UCF's 95-89 win at Miami on Nov. 13.
- Mahan is currently UCF's all-time free throw percentage leader at 86.9 percent over his career.
- The Birmingham, Alabama native broke out in his second year with the Knights in 2020-21, totaling 12.3 points per game and tying for the UCF high with 5.0 rebounds per contest.
- The 6-foot-5 guard owns an 84.0 free throw percentage during his career with the Knights, currently the highest mark in program history.
- Mahan ranked sixth in the nation with his 90.6 percent mark from the free throw line in 2020-21 and was third in the American Athletic Conference with a 43.8 percent clip from 3-point range.
- He was also Top 15 in The American in threes made per game, field goal percentage, and minutes played per game, helping him to earn third-team all-conference honors following the end of the regular season.
- Mahan's best outing from last season was his 32-point effort in UCF's win at 15th-ranked Florida State on Dec. 19. He went 10-of-13 from the field and 10-of-10 from the line to top the Seminoles.

MR. BASKETBALL IS BACK

- Isaiah Adams burst onto the scene as a true freshman for the Knights during the 2020-21 season, picking up all-freshman team honors from the American Athletic Conference following the regular season.
- The Jacksonville native and former Florida Mr. Basketball was second among all AAC freshmen in scoring and led all true freshmen with 9.9 points per game.
- He picked up AAC Freshman of the Week honors three times (Dec. 21, Feb. 22 and March 8).
- The 6-foot-6 forward led the Knights and ranked ninth in the conference with a 46.6 percent mark from the floor and was ninth in the league with 1.3 steals per game.
- Adams' most impressive performance of the season was his 26-point outing at Tulane, where he went 10-of-11 from the floor, 4-of-5 from 3-point range and added five assists.



NUMERICAL ROSTER

Table with columns: No., Name, Pos., Ht., Wt., Yr., Hometown (High School/Previous School). Lists 34 players and their details.

Head Coach
Assistant Coach
Assistant Coach
Assistant Coach
Director of Operations
Director of Player Development
Video Coordinator
Athletic Trainer
Head Strength Coach

Johnny Dawkins (Duke, 1986) - Sixth Season
Kevin Norris (Miami, 1998) - Sixth Season
Robbie Laing (Troy, 1982) - Sixth Season
Mamadou N'Diaye (Auburn, 2000) - First Season
Jimmy Drew (DePaul, 2011) - Sixth Season
Kelvin Johnson (Richmond, 1985) - Fifth Season
Jaycob Ammerman (Flagler, 2013) - Sixth Season
Raymond Chiu (Texas, 2015) - Third Season
Charles Stephenson (Virginia, 1989) - First Season

ALPHABETICAL

Table with columns: No., Name, Yr. Lists 21 players alphabetically by name.

PRONUNCIATIONS

Table with columns: No., Name, Pronunciation, Note. Lists pronunciations for 12 players.

BY LOCATION

Table with columns: Location, Name, Yr. Lists players grouped by state: Alabama, Florida, Georgia, Illinois, International, Maryland, Missouri, North Carolina, Texas.

BY CLASS

Table with columns: Class, Name, Yr. Lists players grouped by class: Freshman (3), Sophomores (3), Juniors (4), Seniors (6).



DARIUS JOHNSON
#0 • G • Fr. • 6-1
Boyd's, Md.



TONY JOHNSON JR.
#1 • G • r-So. • 6-3
Eufala, Ala.




DARIUS PERRY
#2 • G • 5th Yr. • 6-2
Marietta, Ga.




ISAIAH ADAMS
#3 • F • So. • 6-6
Jacksonville, Fla.



JOHNNY DAWKINS
Head Coach
Sixth Year



JAMILLE REYNOLDS
#4 • F • So. • 6-10
St. Petersburg, Fla.



P.J. EDWARDS
#5 • G • Fr. • 6-4
Springfield, Ill.



LEVY RENAUD
#10 • G • Sr. • 6-2
Ft. Lauderdale, Fla.




TYEM FREEMAN
#11 • G • r-So. • 6-6
Springfield, Mo.



KEVIN NORRIS
Assistant Coach
Sixth Year




ED'XAVOR RHODES
#13 • F • Fr. • 6-9
Dallas, Tex.



BRANDON MAHAN
#13 • G • 5th Yr. • 6-5
Birmingham, Ala.



SEAN MOBLEY
#20 • F • r-Sr. • 6-8
Orlando, Fla.




C.J. WALKER
#21 • F • Jr. • 6-8
Sanford, Fla.



ROBBIE LAING
Assistant Coach
Sixth Year



DARIN GREEN JR.
#22 • G • Jr. • 6-4
Charlotte, N.C.



DRE FULLER JR.
#24 • G • r-Jr. • 6-5
Fayetteville, N.C.



RYAN ANDERS
#25 • F • Sr. • 6-6
Tampa, Fla.



CHEIKH MBACKE DIONG
#34 • F • r-Sr. • 6-11
Dakar, Senegal



MAMADOU N'DIAYE
Assistant Coach
First Year



THE AMERICAN

STANDINGS

AS OF DEC. 20

School	AAC	Overall	Streak
UCF	1-0	7-2	W3
Houston	0-0	10-2	W2
Cincinnati	0-0	9-3	W2
SMU	0-0	9-3	W6
East Carolina	0-0	8-3	L1
Wichita State	0-0	8-3	L1
Memphis	0-0	6-4	W1
Temple	0-1	6-5	L2
Tulsa	0-0	6-5	W2
South Florida	0-0	4-5	L1
Tulane	0-0	3-6	L1

STATISTICAL LEADERS

AS OF MONDAY, DEC. 20

Scoring	Team	PPG
1. Kendrick Davis	SMU	21.2
2. Jalen Cook	Tulane	19.0
3. Marcus Sasser	Houston	18.1
4. Tristen Newton	East Carolina	17.5
5. Jeriah Horne	Tulsa	17.2

Rebounding	Team	RPG
1. Brandon Johnson	East Carolina	7.8
2. Jalen Duren	Memphis	7.6
3. Jeriah Horne	Tulsa	7.5
4. J'Wan Roberts	Houston	7.2
5. Marcus Weathers	SMU	6.5

Field Goal Percentage	Team	Per.
1. Kevin Cross	Tulane	59.7
2. Kendrick Davis	SMU	50.3
3. Tristen Newton	East Carolina	48.9
4. Jeriah Horne	Tulsa	48.6
5. Jalen Cook	Tulane	47.4

Assists	Team	APG
1. Kendrick Davis	SMU	5.3
2. Jamal Shead	Houston	5.2
3. Tristen Newton	East Carolina	4.9
4. Darius Perry	UCF	4.8
5. Jeremiah Williams	Temple	4.3

Free Throw Percentage	Team	Per.
1. Brandon Mahan	UCF	100.0
2. Kendrick Davis	SMU	88.0
3. Tristen Newton	East Carolina	86.8
4. Damian Dunn	Temple	84.8
5. Javon Greene	South Fla.	79.4

Steals	Team	SPG
1. Marcus Sasser	Houston	2.36
2. Javon Greene	South Fla.	2.33
3. Tremont Robinson-White	East Carolina	2.00
4. Alex Lomax	Memphis	1.90
5. Jamal Shead	Houston	1.83

Three-Point Percentage	Team	Per.
1. Darin Green Jr.	UCF	44.6
2. Marcus Sasser	Houston	43.6
3. Jaylen Forbes	Tulane	37.5
4. Jeremiah Davenport	Cincinnati	36.8
5. Tyson Etienne	Wichita St.	30.2

Three-Pointers Made	Team	3PG
1. Marcus Sasser	Houston	3.73
2. Darin Green Jr.	UCF	3.22
3. Jaylen Forbes	Tulane	2.67
4. Tyson Etienne	Wichita St.	2.60
5. Jeremiah Davenport	Cincinnati	2.55

Blocked Shots	Team	BPG
1. Jalen Duren	Memphis	2.80
2. Cheikh Mbacke Diong	UCF	1.78
3. Nick Jourdain	Temple	1.73
4. Jalyn McCreary	South Fla.	1.57
5. Michael Weathers	SMU	1.40

PRESEASON HONORS

Preseason Player of the Year

Tyson Etienne, Wichita State

Preseason Rookie of the Year

Jalen Duren, Memphis

Preseason All-Conference First Team

Marcus Sasser, Jr., G, Houston
 Jalen Duren, Fr., C, Memphis
 Landers Nolley II, R-Jr., G, Memphis
 Kendrick Davis, Sr., G, SMU*
 Tyson Etienne, Jr., G, Wichita State*

Preseason All-Conference Second Team

Brandon Mahan, Gr., G, UCF
 Emoni Bates, Fr., F, Memphis
 Deandre Williams, Sr., F, Memphis
 Jeremiah Davenport, Jr., G, Cincinnati
 Jaylen Forbes, So., G, Tulane

Rank	Team (First Place Votes)	Points
1	Houston (8)	98
2	Memphis (3)	92
3	SMU	77
4	Wichita State	76
5	UCF	66
6	Cincinnati	52
7	Tulsa	43
8	Temple	37
T9	South Florida	25
T9	Tulane	25
11	East Carolina	14

First-place votes in parenthesis.

WEEKLY HONORS

Player of the Week

Nov. 15	Marcus Sasser	Guard	Houston
Nov. 22	Kendric Davis	Guard	SMU
Nov. 29	Khalif Battle	Guard	Temple
Dec. 6	Kendric Davis	Guard	SMU
Dec. 13	Vance Jackson	Forward	East Carolina
Dec. 20	Kendric Davis	Guard	SMU

Freshman of the Week

Nov. 15	Emoni Bates	Forward	Memphis
Nov. 22	Jalen Duren	Center	Memphis
Nov. 29	Kenny Pohto	Forward	Wichita State
Dec. 6	Viktor Lakhin	Forward	Cincinnati
Dec. 13	Zhuric Phelps	Guard	SMU
Dec. 20	Jalen Duren	Center	Memphis

UCF on the Honor Roll

Nov. 15	Darin Green Jr.	Guard	UCF
Dec. 13	Darin Green Jr.	Guard	UCF
Dec. 20	Brandon Mahan	Guard	UCF





TRENDS

Table with 2 columns: Trend Category and Value. Includes categories like 'Win the tip', 'Lose the tip', 'Home games', 'Away games', 'Neutral site games', etc.

THE LAST TIME

Table with 3 columns: Category, UCF, and Opponent. Lists various performance metrics and game results.

Table with 2 columns: Category and UCF Player. Lists specific player achievements and game statistics.



JOHNNY DAWKINS

Head Coach | Sixth Season



Johnny Dawkins was named UCF's seventh head men's basketball coach on March 23, 2016. In five seasons at the helm, Dawkins has led the program to new heights, including guiding UCF to its first at-large berth into the NCAA Tournament in 2018-19, as well as helping the Knights to their first NCAA Tournament victory in the same season.

Dawkins led UCF to a 11-12 overall record for the COVID-19 affected 2020-21 season, including an 8-10 record in league play. The Knights had one of the most difficult non-conference schedules in the nation, including Oklahoma, Auburn, Michigan and Florida State. The game against the Sooners was canceled, but UCF went 2-1 in the other three games, defeating Auburn at home and winning

at 15th-ranked Florida State, the program's first victory over the Seminoles.

The Knights won five of their last six games to end the season, and three members of Dawkins' 2020-21 team were recognized by the conference for their efforts on the court throughout the season as Darius Perry and Brandon Mahan earned third-team all-conference honors while Isaiah Adams was named to the all-freshman team.

It marked just the second time that the Knights have put multiple student-athletes on The American's all-conference teams and the ninth time in the program's Division I history that multiple Knights have earned all-conference honors in the same season, dating back to the 1993-94 season. With two players on the three all-conference teams, only Houston had more players earn all-conference honors.

The COVID-19 pandemic halted the 2019-20 season before the AAC Tournament could get underway, and the Knights finished the year with a record of 16-14. UCF earned wins over rival South Florida, Tulsa, SMU and on the road at Cincinnati for the first time in program history.

The 2018-19 season was one of Dawkins' best to date as he guided UCF to a nine seed in the NCAA tournament, their highest seed in five all-time NCAA Tournament appearances, and defeated eighth seeded VCU, 73-58 in first-round action.

UCF then came inches away from upsetting top overall seed Duke in the second round, ultimately falling 77-76 to Mike Krzyzewski, Zion Williamson, RJ Barrett and company as BJ Taylor's floater rimmed out and Aubrey Dawkins' tip-in barely missed at the buzzer.

The Knights were stellar down the stretch to secure their at-large NCAA Tournament berth winning on the road at No. 6/8 Houston to snap the Cougars' 33-game home win streak, and then topping No. 19/20 Cincinnati in Orlando on Senior Knight. It marked the first time UCF had earned multiple victories over ranked opponents in the same season, and the Knights did it in back-to-back games.

UCF finished the year 24-9, tied for the fourth most wins in a single season in program history. The Knights' 23 regular season wins marked a new record in UCF's Division I era. The team went 13-5 in American Athletic Conference play, the team's most league wins since joining The American, and earned the four seed in the conference tournament for the second time in three seasons.

Known for their defense under Dawkins, the Knights ranked 11th in the nation in defensive field goal percentage, holding opponents to just 39.4 percent from the floor in 2018-19. UCF was also 27th in scoring defense, allowing 64.5 points per game.

That same season, UCF cracked the Associated Press Top 25 Poll for the first time since 2011, earning a ranking of 25 late in the regular season. It was the latest into a season that the Knights have ever been ranked. The home finale against Cincinnati marked the first matchup of ranked teams at Addition Financial Arena.

Dawkins led UCF back to the NCAA Tournament for the first time since 2005, and the first time as an at-large selection. The previous four NCAA

COACHING EXPERIENCE

2016-present	UCF	Head Coach
2008-16	Stanford	Head Coach
2000-08	Duke	Associate Head Coach
2006-08	USA Basketball	Player Personnel
1998-99	Duke	Assistant Coach

NBA EXPERIENCE

1994-95	Detroit Pistons
1989-94	Philadelphia 76ers
1986-89	San Antonio Spurs
1986	Drafted, Spurs - 10th Overall

Tournaments were as champions of the Atlantic Sun Conference Tournament in 1994, 1996, 2004 and 2005. He helped three individuals earn all-conference accolades from The American in 2018-19, as UCF led the league with three honorees. B.J. Taylor became the first Knight to earn first team honors from The American, while Aubrey Dawkins was named second team and Tacko Fall added third team honors.

Following the end of the 2018-19 regular season, Dawkins was named a finalist for the Skip Prosser Man of the Year Award and the Ben Jobe National Coach of the Year Award.

In five years, Johnny Dawkins has led UCF to new heights on the basketball court, including four winning seasons, but he has done a similarly successful job with his players in the classroom. With Dawkins at the helm, the Knights men's basketball program recorded an average semester team GPA over 3.0 for the first time in recorded history. They then did it again, setting a new program record with an average semester GPA of 3.03 in the spring of 2019.

When Dawkins took over at UCF, the Knights had gone 12-18 the season before and hadn't finished above .500 since 2012-13. He then led the Black and Gold to a 24-12 record in his first season at the helm, the sixth best turnaround in the nation. With just seven scholarship players due to transfers and injuries, the Knights earned the fourth seed – their highest ever – in the American Athletic Conference Tournament, eventually falling to league champion SMU in the semifinals.

STANFORD STINT

Stanford put together four 20-win seasons in Dawkins' tenure as head coach. He is only the second coach in Stanford history with at least four 20-win seasons. Stanford's success on the court came against some of the toughest schedules in the nation. During the 2015-16 season, the Cardinal faced the sixth-most difficult slate in the country. A nation-leading 17 of Stanford's 30 games came against RPI Top 50 squads. Stanford's strength of schedule was rated in the top 50 each of the past four seasons, including two in the top 20, with an average rank of 27.75.

The Cardinal basketball program also excelled in the classroom during Dawkins' tenure, earning at least three Pac-12 All-Academic selections for five consecutive seasons and producing back-to-back Pac-12 Scholar-Athlete of the Year recipients (2014, 2015). Stanford also received annual national academic recognition, with three players earning National Association of Basketball Coaches (NABC) Honors Court status in 2015. The Cardinal was one of 20 NCAA Division I teams to earn an NABC Team Academic Excellence Award last season.

In 2012, Dawkins mentored Chasson Randle to become the consummate student-athlete. Randle finished that season as Stanford's all-time leading scorer and earned the program's first Academic All-America First Team selection since 2006. Under Dawkins, Stanford recorded back-to-back perfect Academic Progress Rate scores of 1000 in both the 2012-13 and 2013-14 reports, the two most recent to be released by the NCAA.

Player development was also markedly improved at Stanford under Dawkins' tutelage. Four Cardinal players were selected in the NBA Draft following their collegiate careers.



LEARNING FROM A LEGEND

The Washington, D.C. native coached for 10 years under the legendary Mike Krzyzewski at Duke. During Dawkins' decade as a coach at Duke, the Blue Devils won a national championship (2001), tallied six ACC regular season championships, recorded seven ACC Tournament titles and posted a 330-60 record. In four consecutive seasons from 1999-2002, Duke finished the regular season ranked No. 1 in both national polls, a first in college basketball history. Duke reached a No. 1 national ranking in seven of the 10 seasons with Dawkins on the coaching staff.

While at Duke, he also served as the Player Personnel Director for the USA Basketball Senior National Team from 2006-08.

DECORATED DUKIE

Following a prolific high school career at Mackin Catholic in Washington, D.C., Dawkins made his way to Duke, where he would become one of the most decorated players to step foot in Durham, North Carolina. Dawkins played for the Blue Devils from 1983-86, earning Consensus All-America honors twice (1985, 1986). Dawkins was also voted as the 1986 Naismith National Player of the Year and named a Freshman All-American in 1983. During his collegiate career, he helped lead Duke to three NCAA Tournament berths, including an NCAA National Championship Game appearance in 1986. He was listed as an All-ACC honoree in all four seasons as a Blue Devil.

Dawkins finished his career as the school's all-time leading scorer and held that honor until 2006 when J.J. Redick surpassed his mark of 2,556 points. He recorded double-figure point totals in 129-of-133 collegiate games. Dawkins led the Blue Devils in scoring all four years, recording the fourth-highest season point total in school history with 809 in 1986. Dawkins remains Duke's career record-holder in field goals (1,026) and field goals attempted (2,019) while also owning the school's best single-season mark for field goals (331) during the 1986 campaign.

Dawkins was inducted into the Duke Sports Hall of Fame in September 1996. His jersey number 24 was retired by the school.

PROFESSIONAL EXPERIENCE

A 1986 first-round draft pick (10th overall) by San Antonio, Dawkins saw action in nine NBA seasons with the Spurs, Philadelphia 76ers and Detroit Pistons. He averaged 11.1 points and 5.5 assists over 541 career NBA games.

GIVING BACK TO THE GAME

Dawkins has served as a member of the National Association of Basketball Coaches Board of Directors since 2012. He also currently serves on the NCAA Division I Men's Basketball Ethics Coalition, an independent committee of current and former coaches, charged with promoting ethical conduct through leadership, education and mentoring opportunities, while identifying key issues challenging the coaching community.

COACHING RECORD

Table with 4 columns: Year, School, Record, Pct. Rows include seasons from 2008-09 to 2021-22, and totals for UCF and overall.

COACHING HIGHLIGHTS

Table with 2 columns: Year, Achievement. Rows include CBI Semifinals, NIT Champions, NCAA Sweet 16, and various Coach of the Year and Man of the Year titles.

COLLEGIATE CAREER

Table with 2 columns: Year, Achievement. Rows include Duke University, Naismith National Player of the Year, All-America honors, and MVP awards.

THE DAWKINS FILE

Table with 2 columns: Category, Value. Rows include Hometown (Washington, D.C.), High School (Mackin Catholic), and College (Duke, 1986).



DARIUS JOHNSON #0

6-1 | 190 | Freshman | Guard | Boyds, Md. | Episcopal (Va.)



KNIGHT NOTES

2021-22

- Has seen action in all nine games for the Knights this season, the only freshman on the team to do so
- Set career-high with six points in 65-48 win at Temple (12/15)
- Set career-highs with six rebounds and four assists in 83-68 win over N.C. A&T (12/11/21)
- Has 10 total assists over last three games, compared to a season-average of 1.67 apg
- Made Collegiate debut on 11/10 in 69-59 win over Robert Morris
- Debuted with two points on one of four field goal attempts
- Led the team with three steals, good for third in the AAC to open the season
- Added three rebounds and two assists in debut

HIGH SCHOOL

- Earned four stars from both Rivals and ESPN
- Ranked as the 108th best player in the country by Rivals
- Also ranked as high as the 18th best point guard in the nation and fourth best player out of Virginia
- Earend All-VISAA Division I honors and second-team Washington Post All-Met

PERSONAL

- Son of UCF Director of Player Development Kelvin Johnson

DAWKINS ON JOHNSON...

"We're thrilled to have signed Darius. Having known him for a long time, we know the type of high character and talented player we're getting. Darius has a great feel for the game and has the potential to be a terrific point guard for us. We're excited to officially welcome Darius into the UCF family."

2021-22 HIGHS

Points	6	at Temple (12/15/21)
Rebounds	6	N.C. A&T (12/11/21)
Assists	4	N.C. A&T (12/11/21)
Steals	3	Robert Morris (11/10/21)
Blocks	--	--
FG made	2	2x, last at Temple (12/15/21)
FG attempts	7	2x, last at Temple (12/15/21)
3FG made	--	--
3FG attempts	3	N.C. A&T (12/11/21)
FT made	2	2x, last at Temple (12/15/21)
FT attempts	2	2x, last at Temple (12/15/21)

CAREER HIGHS

Points	6	at Temple (12/15/21)
Rebounds	6	N.C. A&T (12/11/21)
Assists	4	N.C. A&T (12/11/21)
Steals	3	Robert Morris (11/10/21)
Blocks	--	--
FG made	2	2x, last at Temple (12/15/21)
FG attempts	7	2x, last at Temple (12/15/21)
3FG made	--	--
3FG attempts	3	N.C. A&T (12/11/21)
FT made	2	2x, last at Temple (12/15/21)
FT attempts	2	2x, last at Temple (12/15/21)

MISCELLANEOUS GAME STATS

Led team in scoring	--
Led team in rebounds	--
Led team in assists	1
Double Figure Points	--
Double Figure Rebounds	--
Double-Doubles	--
20-Point Games	--
30-Point Games	--
3+ Three Pointers	--
5+ Assists	--
3+ Steals	1
3+ Blocks	--

GAME-BY-GAME

Opponent	Date	GS	MIN	Total		3-Pointers		Free throws		Rebounds				PF	A	TO	BLK	STL	PTS	AVG
				FG-FGA	PCT	3FG-3FGA	PCT	FT-FTA	PCT	OFF	DEF	TOT	AVG							
Robert Morris	11/10/2021		24:00	1-4	.250	0-2	.000	0-0	.000	1	2	3	3.0	2	2	0	3	2	2.0	
at Miami (FL)	11/13/2021	*	19:59	0-3	.000	0-1	.000	2-2	1.000	2	2	4	3.5	5	0	2	0	2	2.0	
Jacksonville	11/16/2021		13:56	0-2	.000	0-0	.000	0-0	.000	0	0	0	2.3	0	2	0	0	1	0.13	
at Evansville	11/20/2021		15:05	1-3	.333	0-0	.000	0-0	.000	0	1	1	2.0	1	1	1	0	0	2	1.5
Oklahoma	11/27/2021		07:41	1-1	1.000	0-0	.000	0-0	.000	0	0	0	1.6	3	0	0	0	1	2	1.6
at Auburn	12/01/2021		03:20	0-0	.000	0-0	.000	0-0	.000	0	0	0	1.3	0	0	1	0	0	0	1.3
Bethune-Cookman	12/05/2021		19:50	0-2	.000	0-2	.000	0-0	.000	0	2	2	1.4	0	3	3	0	1	0	1.1
N.C. A&T	12/11/2021		25:19	2-7	.286	0-3	.000	0-1	.000	0	6	6	2.0	0	4	1	0	1	4	1.5
at Temple	12/15/2021		27:56	2-7	.286	0-2	.000	2-2	1.000	0	3	3	2.1	1	3	3	0	0	6	2.0
Totals		1	157:06	7-29	.241	0-10	.000	4-5	.800	3	16	19	2.1	12	15	13	0	7	18	2.0

Player Averages

Games Played	Minutes/game	Points/game	FG Pct	3FG Pct	FT Pct	Rebounds/game	Assists/game	Turnovers/game	Assist/Turnover ratio	Steals/game	Blocks/game
9	17.5	2.0	24.1	0.0	80.0	2.1	1.7	1.4	1.2	0.8	0.0

CAREER STATISTICS

SEASON	TEAM	GP-GS	MIN/AVG	Field Goals		3-Point		F-Throws		Rebounds				Scoring						
				FG-FGA	FG%	3FG-3FGA	3FG%	FT-FTA	FT%	OFF	DEF	TOT	AVG	PF-FO	A	TO	BLK	STL	PTS	AVG
2021-22	UCF	9-1	157/17.5	7-29	.241	0-10	.000	4-5	.800	3	16	19	2.1	12-1	15	13	0	7	18	2.0
TOTAL		9-1	157/17.5	7-29	.241	0-10	.000	4-5	.800	3	16	19	2.1	12-1	15	13	0	7	18	2.0



TONY JOHNSON JR #1

6-3 | 185 | R-Sophomore | Guard | Eufaula, Ala. | Eufala



KNIGHT NOTES

2021-22

- Made season debut in 95-89 win at Miami (11/13)
- Dropped six points on two threes against Oklahoma (11/27)

2020-21

- Missed all but one game in 2020-21 due to injury
- Auburn (11/30): Scored eight points on two made 3-pointers in the first half before missing the second half with an injury

2019-20

- Appeared in 20 games, starting twice as a true freshman
- Averaged 3.8 points, 1.8 rebounds and 1.5 assists while playing 11.8 minutes per game
- Also added 12 steals and two blocked shots
- Named to American Athletic Conference Honor Roll after averaging 18.0 points per game in wins at Cincinnati (2/19) and vs. Tulane (2/22)
- at Illinois State (11/17): Saw first collegiate action, recording one assist in six minutes
- NJIT (12/7): Scored first career points and dished out three assists
- Bethune (12/18): Grabbed four rebounds in 10 minutes of action

2021-22 HIGHS

Points	6	Oklahoma (11/27/21)
Rebounds	1	3x, last vs. Oklahoma (11/27/21)
Assists	1	Oklahoma (11/27/21)
Steals	1	Oklahoma (11/27/21)
Blocks	--	--
FG made	2	Oklahoma (11/27/21)
FG attempts	5	Oklahoma (11/27/21)
3FG made	2	Oklahoma (11/27/21)
3FG attempts	2	Oklahoma (11/27/21)
FT made	--	--
FT attempts	--	--

GAME-BY-GAME

Opponent	Date	GS	MIN	Total		3-Pointers		Free throws		Rebounds				PF	A	TO	BLK	STL	PTS	AVG
				FG-FGA	PCT	3FG-3FGA	PCT	FT-FTA	PCT	OFF	DEF	TOT	AVG							
at Miami (FL)	11/13/2021		00:52	0-1	.000	0-0	.000	0-0	.000	1	0	1	1.0	0	0	0	0	0	0	0.0
at Evansville	11/20/2021		03:32	1-2	.500	1-1	1.000	0-0	.000	0	1	1	1.0	0	0	0	0	0	3	1.5
Oklahoma	11/27/2021		13:00	2-5	.400	2-2	1.000	0-0	.000	0	1	1	1.0	0	1	2	0	1	6	3.0
at Auburn	12/01/2021		09:26	1-5	.200	1-4	.250	0-0	.000	0	0	0	0.8	1	0	1	0	0	3	3.0
Totals		0	26:50	4-13	.308	4-7	.571	0-0	.000	1	2	3	0.8	1	1	3	0	1	12	3.0

CAREER HIGHS

Points	21	at Cincinnati (2/19/20)
Rebounds	9	at Cincinnati (2/19/20)
Assists	6	at Cincinnati (2/19/20)
Steals	6	at Cincinnati (2/19/20)
Blocks	1	2x, last Tulsa (2/9/20)
FG made	7	at Cincinnati (2/19/20)
FG attempts	16	at Cincinnati (2/19/20)
3FG made	4	at Wichita (1/25/20)
3FG attempts	8	at Wichita (1/25/20)
FT made	6	at Cincinnati (2/19/20)
FT attempts	7	at Cincinnati (2/19/20)

Player Averages

Games Played	Minutes/game	Points/game	FG Pct	3FG Pct	FT Pct	Rebounds/game	Assists/game	Turnovers/game	Assist/Turnover ratio	Steals/game	Blocks/game
4	6.7	3.0	30.8	57.1	0.0	0.8	0.3	0.8	0.3	0.3	0.0

MISCELLANEOUS GAME STATS

Led team in scoring	1
Led team in rebounds	1
Led team in assists	5
Double Figure Points	3
Double Figure Rebounds	--
Double-Doubles	--
20-Point Games	1
30-Point Games	--
3+ Three Pointers	1
5+ Assists	1
3+ Steals	1
3+ Blocks	--

CAREER STATISTICS

SEASON	TEAM	GP-GS	MIN/AVG	Field Goals		3-Point		F-Throws		Rebounds				Scoring						
				FG-FGA	FG%	3FG-3FGA	3FG%	FT-FTA	FT%	OFF	DEF	TOT	AVG	PF-FO	A	TO	BLK	STL	PTS	AVG
2019-20	UCF	20-2	236/11.8	25-82	.305	8-36	.222	17-25	.680	2	33	35	1.8	30-0	30	28	2	12	75	3.8
2020-21	UCF	1-0	15/14.7	2-4	.500	2-4	.500	2-2	1.000	0	1	1	1.0	1-0	1	2	0	1	8	8.0
2021-22	UCF	4-0	27/6.7	4-13	.308	4-7	.571	0-0	.000	1	2	3	0.8	1-0	1	3	0	1	12	3.0
TOTAL		25-2	277/11.1	31-99	.313	14-47	.298	19-27	.704	3	36	39	1.6	32-0	32	33	2	14	95	3.8



DARIUS PERRY #2

6-2 | 185 | Fifth Year | Guard | Marietta, Ga. | Wheeler H.S. | Louisville



KNIGHT NOTES

2021-22

- Has started all nine games for the Knights this season, one of three players to do so
- Leads UCF with 43 assists on the season (next closest is 19, Brandon Mahan)
- Is fourth in the conference with 4.8 assists per game
- Leads UCF in three-point field goal percentage at 47.2 (17-of-36)
- Is second on the team with 102 points (Darin Green Jr., 126)
- Is third on the team with 32 rebounds through team's first five games
- Set career high with eight assists against Oklahoma (11/27)
- Posted four steals by halftime in 63-54 win over Jacksonville (11/16)
- Led the team with six assists in 95-89 win at Miami (11/13)
- Led the team with 18 points in season opener, draining seven of 15 shots
- His 18 points were a career-high in a season opener (previously 17 in his freshman season at Louisville (11/12/17 vs. George Mason)
- Sunk a team-high four threes on seven attempts in season opener.
- His four made threes were tied for the most in The American to open the season
- Led the team with 18 points in season opener, draining seven of 15 shots
- Led all Knights with five defensive rebounds on Opening Knight, compared to a career average of just 1.7 per game

2020-21

- Named Third Team All-Conference by The American
- Earned AAC Weekly Honor Roll accolades three times

2021-22 HIGHS

Points	18	2x, last at Auburn (12/01/21)
Rebounds	6	at Auburn (12/01/21)
Assists	8	Oklahoma (11/27/21)
Steals	5	at Auburn (12/01/21)
Blocks	--	--
FG made	7	2x, last vs. Oklahoma (11/27/21)
FG attempts	15	Robert Morris (11/10/21)
3FG made	4	Robert Morris (11/10/21)
3FG attempts	7	Robert Morris (11/10/21)
FT made	6	at Auburn (12/01/21)
FT attempts	6	at Auburn (12/01/21)

CAREER HIGHS

Points	27	Wichita State (2/10/21)
Rebounds	11	at ECU (3/4/21)
Assists	8	Oklahoma (11/27/21)
Steals	5	at Auburn (12/01/21)
Blocks	1	3x, last at Tulane (2/20/21)
FG made	10	Wichita State (2/10/21)
FG attempts	19	Wichita State (2/10/21)
3FG made	6	at Tulane (2/20/21)
3FG attempts	10	3x, last at Cincinnati (2/14/21)
FT made	9	#6 Houston (12/26/20)
FT attempts	10	#6 Houston (12/26/20)

MISCELLANEOUS GAME STATS

Led team in scoring	11
Led team in rebounds	3
Led team in assists	34
Double Figure Points	32
Double Figure Rebounds	1
Double-Doubles	2
20-Point Games	3
30-Point Games	--
3+ Three Pointers	15
5+ Assists	18
3+ Steals	8
3+ Blocks	--

GAME-BY-GAME

Opponent	Date	GS	MIN	Total		3-Pointers		Free throws		Rebounds			PF	A	TO	BLK	STL	PTS	AVG		
				FG-FGA	PCT	3FG-3FGA	PCT	FT-FTA	PCT	OFF	DEF	TOT								AVG	
Robert Morris	11/10/2021	*	31:24	7-15	.467	4-7	.571	0-0	.000	0	5	5	5.0	0	4	2	0	0	18	18.0	
at Miami (FL)	11/13/2021	*	24:05	3-4	.750	1-2	.500	2-2	1.000	0	5	5	5.0	5	6	4	0	1	9	13.5	
Jacksonville	11/16/2021	*	30:01	2-9	.222	1-6	.167	4-4	1.000	0	2	2	4.0	1	6	2	0	4	9	12.0	
at Evansville	11/20/2021	*	24:11	5-8	.625	3-5	.600	2-2	1.000	1	3	4	4.0	1	2	0	0	1	15	12.8	
Oklahoma	11/27/2021	*	32:19	7-13	.538	2-5	.400	0-2	.000	1	2	3	3.8	0	8	3	0	1	16	13.4	
at Auburn	12/01/2021	*	36:40	5-10	.500	2-4	.500	6-6	1.000	0	6	6	4.2	3	4	8	0	5	18	14.2	
Bethune-Cookman	12/05/2021	*	27:08	3-5	.600	2-2	1.000	0-0	.000	0	2	2	3.9	0	6	3	0	0	8	13.3	
N.C. A&T	12/11/2021	*	31:12	3-6	.500	2-5	.400	1-2	.500	0	3	3	3.8	2	6	4	0	2	9	12.8	
at Temple	12/15/2021	*	12:40	0-1	.000	0-0	.000	0-0	.000	0	2	2	3.6	5	1	1	0	1	0	11.3	
Totals			9	249:40	35-71	.493	17-36	.472	15-18	.833	2	30	32	3.6	17	43	27	0	15	102	11.3

Player Averages

Games Played	Minutes/game	Points/game	FG Pct	3FG Pct	FT Pct	Rebounds/game	Assists/game	Turnovers/game	Assist/Turnover ratio	Steals/game	Blocks/game
9	27.7	11.3	49.3	47.2	83.3	3.6	4.8	3.0	1.6	1.7	0.0

CAREER STATISTICS

SEASON	TEAM	GP-GS	MIN/AVG	Field Goals		3-Point		F-Throws		Rebounds				Scoring						
				FG-FGA	FG%	3FG-3FGA	3FG%	FT-FTA	FT%	OFF	DEF	TOT	AVG	PF-FO	A	TO	BLK	STL	PTS	AVG
2017-18	LOU	36-3	514/14.3	40-114	.351	23-70	.329	38-44	.864	6	37	43	1.2	65-0	54	39	3	21	141	3.9
2018-19	LOU	33-11	538/16.3	59-132	.447	27-72	.375	34-42	.810	5	41	46	1.4	66-0	50	40	0	14	179	5.4
2019-20	LOU	31-26	609/19.7	61-156	.391	28-72	.389	12-16	.750	2	45	47	1.5	63-0	79	42	0	16	162	5.2
2020-21	UCF	19-13	602/31.7	89-220	.405	44-115	.383	57-66	.864	10	58	68	3.6	50-1	65	50	4	25	279	14.7
2021-22	UCF	9-9	250/27.7	35-71	.493	17-36	.472	15-18	.833	2	30	32	3.6	17-2	43	27	0	15	102	11.3
TOTAL FOR UCF		28-22	851/30.4	124-291	.426	61-151	.404	72-84	.857	12	88	100	3.6	67-3	108	77	4	40	381	13.6
TOTAL		128-62	2512/19.6	284-693	.410	139-365	.381	156-186	.839	25	211	236	1.8	261-3	291	198	7	91	863	6.7



ISAIAH ADAMS

6-6 | 210 | Sophomore | Forward | Jacksonville, Fla. | Paxon



KNIGHT NOTES

2021-22

- Has seen action in all nine games for the Knights this season
- Posted a season-high 13 points on 5-of-7 shooting in 83-68 win over N.C. A&T (12/11)
- Added five rebounds, a steal and an assist against the Aggies
- Contributed with 12 points, four rebounds and two assists in 95-89 win at Miami (11/13)
- Was 2-of-5 from three point range in win at Miami
- Was 3-of-5 for eight points in UCF's 75-59 win at Evansville (11/20)
- Posted a team-high six rebounds in win at Evansville (11/20)
- Made two of six buckets in season debut against Robert Morris (11/10)
- Added a rebound, a block, a steal and two assists in season opener

2020-21

- Named All-Freshman Team by The American
- Named AAC Freshman of the Week three times (Dec. 21, Feb. 22, March 8)

High School

- Received the Florida Dairy Farmers Mr. Basketball award for the best high school player in the state of Florida, making him the first UCF signee to earn the accolades
- Earned Florida Class 4A Player of the Year honors in back-to-back seasons as a junior and senior
- Averaged 23.7 points and 11.1 rebounds as a senior at Paxon
- Led Paxon to back-to-back state semifinal appearances during junior and senior seasons
- Named Times-Union First Coast Player of the Year in final two seasons at Paxon
- Averaged 19.6 points, 10.8 rebounds and 2.3 blocks per game as a junior
- Also earned All-Gateway Conference honors all four years of high school
- Received four stars from ESPN recruiting

2021-22 HIGHS

Points	13	N.C. A&T (12/11)
Rebounds	6	at Evansville (11/20/21)
Assists	2	2x, last at Miami (11/13/21)
Steals	1	4x, last vs. N.C. A&T (12/11)
Blocks	1	2x, last vs. Bethune-Cookman (12/05/21)
FG made	5	N.C. A&T (12/11)
FG attempts	11	at Miami (11/13/21)
3FG made	2	at Miami (11/13/21)
3FG attempts	5	at Miami (11/13/21)
FT made	5	at Auburn (12/01/21)
FT attempts	9	at Auburn (12/01/21)

CAREER HIGHS

Points	26	at Tulane (2/20/21)
Rebounds	10	at #11 Houston (1/17/21)
Assists	5	at Tulane (2/20/21)
Steals	4	vs. Memphis (3/12/21)
Blocks	2	vs. ECU (3/11/21)
FG made	10	at Tulane (2/20/21)
FG attempts	14	at Temple (1/14/21)
3FG made	4	at Tulane (2/20/21)
3FG attempts	6	2x, last at ECU (3/4/21)
FT made	9	at #15 Florida State (12/19/20)
FT attempts	12	at #15 Florida State (12/19/20)

MISCELLANEOUS GAME STATS

Led team in scoring	4
Led team in rebounds	4
Led team in assists	2
Double Figure Points	12
Double Figure Rebounds	1
Double-Doubles	--
20-Point Games	2
30-Point Games	--
3+ Three Pointers	4
5+ Assists	1
3+ Steals	4
3+ Blocks	--

GAME-BY-GAME

Opponent	Date	GS	MIN	Total		3-Pointers		Free throws		Rebounds				PF	A	TO	BLK	STL	PTS	AVG
				FG-FGA	PCT	3FG-3FGA	PCT	FT-FTA	PCT	OFF	DEF	TOT	AVG							
Robert Morris	11/10/2021	*	23:01	2-6	.333	0-3	.000	0-0	.000	0	1	1	1.0	2	2	0	1	1	4	4.0
at Miami (FL)	11/13/2021		28:15	4-11	.364	2-5	.400	2-3	.667	0	4	4	2.5	1	2	1	0	0	12	8.0
Jacksonville	11/16/2021		13:28	0-6	.000	0-2	.000	0-0	.000	0	1	1	2.0	0	0	0	1	1	0	5.3
at Evansville	11/20/2021		17:53	3-5	.600	0-1	.000	2-2	1.000	3	3	6	3.0	2	0	5	0	0	8	6.0
Oklahoma	11/27/2021		06:15	0-2	.000	0-1	.000	0-0	.000	0	0	0	2.4	0	0	2	0	0	0	4.8
at Auburn	12/01/2021		18:33	2-6	.333	0-1	.000	5-9	.556	0	3	3	2.5	3	0	0	0	0	9	5.5
Bethune-Cookman	12/05/2021		16:02	1-2	.500	0-1	.000	3-3	1.000	0	5	5	2.9	2	0	3	1	1	5	5.4
N.C. A&T	12/11/2021		15:17	5-7	.714	1-2	.500	2-4	.500	1	4	5	3.1	0	1	3	0	1	13	6.4
at Temple	12/15/2021		09:18	0-2	.000	0-1	.000	0-2	.000	1	0	1	2.9	0	0	1	0	1	0	5.7
Totals			1 148:02	17-47	.362	3-17	.176	14-23	.609	5	21	26	2.9	10	5	15	3	5	51	5.7

Player Averages

Games Played	Minutes/game	Points/game	FG Pct	3FG Pct	FT Pct	Rebounds/game	Assists/game	Turnovers/game	Assist/Turnover ratio	Steals/game	Blocks/game
9	16.4	5.7	36.2	17.6	60.9	2.9	0.6	1.7	0.3	0.6	0.3

CAREER STATISTICS

SEASON	TEAM	Field Goals			3-Point		F-Throws		Rebounds				Scoring							
		GP-GS	MIN/AVG	FG-FGA	FG%	3FG-3FGA	3FG%	FT-FTA	FT%	OFF	DEF	TOT	AVG	PF-FO	A	TO	BLK	STL	PTS	AVG
2020-21	UCF	22-12	544/24.7	83-178	.466	22-65	.338	29-54	.537	27	59	86	3.9	52-1	33	47	6	28	217	9.9
2021-22	UCF	9-1	148/16.4	17-47	.362	3-17	.176	14-23	.609	5	21	26	2.9	10-0	5	15	3	5	51	5.7
TOTAL		31-13	692/22.3	100-225	.444	25-82	.305	43-77	.558	32	80	112	3.6	62-1	38	62	9	33	268	8.6



JAMILLE REYNOLDS #4

6-10 | 285 | Sophomore | Forward | St. Petersburg, Fla. | Lakewood



KNIGHT NOTES

2021-22

- Tied season-high with seven points, including 3-of-4 from the charity stripe in 83-68 win over N.C. A&T (12/11)
- Added a season-high three rebounds and a steal in win over the Aggies
- Played a season-high 12 minutes in 81-45 win over Bethune-Cookman on 12/05
- Scored seven points on three dunks in win over Bethune-Cookman
- Made season debut in 69-59 win over Robert Morris (11/10)
- Posted a season-high four points in 63-54 win over Jacksonville (11/16)

2020-21

- Shot 49.3 percent from the field and 74.3 percent from the free throw line, while averaging 3.1 rebounds and 5.2 points per game
- vs. ECU (3/11): Scored 10 points, grabbed six rebounds and had two steals
- at ECU (3/4): Went 3-for-6 from the field to score seven points, while grabbing three boards
- Tulsa (3/2): Scored six points, had two rebounds, two steals, a block and an assist
- South Florida (2/17): Scored seven points and grabbed four rebounds with two assists
- at Memphis (2/1): Had eight points on 4-of-4 shooting from the line and five rebounds
- at Wichita (1/30): Led the Knights with 17 points on 7-of-9 shooting and grabbed eight rebounds

2021-22 HIGHS

Points	7	2x, last vs N.C. A&T (12/11/21)
Rebounds	3	N.C. A&T (12/11/21)
Assists	--	--
Steals	1	N.C. A&T (12/11/21)
Blocks	1	Bethune-Cookman (12/05/21)
FG made	3	Bethune-Cookman (12/05/21)
FG attempts	6	Bethune-Cookman (12/05/21)
3FG made	--	--
3FG attempts	--	--
FT made	3	N.C. A&T (12/11/21)
FT attempts	4	N.C. A&T (12/11/21)

CAREER HIGHS

Points	17	at Wichita State (1/30/21)
Rebounds	8	at Wichita State (1/30/21)
Assists	2	South Florida (2/17/21)
Steals	2	2x, last vs. ECU (3/11/21)
Blocks	3	at #11 Houston (1/17/21)
FG made	7	at Wichita State (1/30/21)
FG attempts	9	at Wichita State (1/30/21)
3FG made	--	--
3FG attempts	1	at Tulsa (2/6/21)
FT made	5	South Florida (2/17/21)
FT attempts	7	2x, last South Florida (2/17/21)

MISCELLANEOUS GAME STATS

Led team in scoring	2
Led team in rebounds	1
Led team in assists	--
Double Figure Points	3
Double Figure Rebounds	--
Double-Doubles	--
20-Point Games	--
30-Point Games	--
3+ Three Pointers	--
5+ Assists	--
3+ Steals	--
3+ Blocks	1

GAME-BY-GAME

Opponent	Date	GS	MIN	Total		3-Pointers		Free throws		Rebounds				PF	A	TO	BLK	STL	PTS	AVG
				FG-FGA	PCT	3FG-3FGA	PCT	FT-FTA	PCT	OFF	DEF	TOT	AVG							
Robert Morris	11/10/2021		01:45	0-0	.000	0-0	.000	0-0	.000	0	0	0	0.0	1	0	1	0	0	0	0.0
at Miami (FL)	11/13/2021		02:00	0-0	.000	0-0	.000	0-0	.000	0	0	0	0.0	0	0	0	0	0	0	0.0
Jacksonville	11/16/2021		05:18	1-2	.500	0-0	.000	2-2	1.000	1	1	2	0.7	0	0	0	0	0	4	1.3
at Auburn	12/01/2021		05:35	0-2	.000	0-0	.000	0-0	.000	0	0	0	0.5	2	0	1	0	0	0	1.0
Bethune-Cookman	12/05/2021		12:41	3-6	.500	0-0	.000	1-2	.500	1	1	2	0.8	0	0	2	1	0	7	2.2
N.C. A&T	12/11/2021		08:58	2-2	1.000	0-0	.000	3-4	.750	1	2	3	1.2	3	0	0	0	1	7	3.0
at Temple	12/15/2021		06:24	0-2	.000	0-0	.000	0-0	.000	1	0	1	1.1	1	0	1	0	0	0	2.6
Totals		0	42:41	6-14	.429	0-0	.000	6-8	.750	4	4	8	1.1	7	0	5	1	1	18	2.6

Player Averages

Games Played	Minutes/ game	Points/ game	FG Pct	3FG Pct	FT Pct	Rebounds/ game	Assists/ game	Turnovers/ game	Assist/Turnover ratio	Steals/ game	Blocks/ game
7	6.1	2.6	42.9	0.0	75.0	1.1	0.0	0.7	0.0	0.1	0.1

CAREER STATISTICS

				Field Goals		3-Point		F-Throws		Rebounds				Scoring						
SEASON	TEAM	GP-GS	MIN/AVG	FG-FGA	FG%	3FG-3FGA	3FG%	FT-FTA	FT%	OFF	DEF	TOT	AVG	PF-FO	A	TO	BLK	STL	PTS	AVG
2020-21	UCF	20-13	256/12.8	37-76	.487	0-1	.000	26-35	.743	22	36	58	2.9	36-0	6	30	8	4	100	5.0
2021-22	UCF	7-0	43/6.1	6-14	.429	0-0	.000	6-8	.750	4	4	8	1.1	7-0	0	5	1	1	18	2.6
TOTAL		27-13	298/11.1	43-90	.478	0-1	.000	32-43	.744	26	40	66	2.4	43-0	6	35	9	5	118	4.4



TYEM FREEMAN # 11

6-6 | 210 | R-Sophomore | Guard | Springfield, Mo. | Parkview H.S. | Indian Hills CC



KNIGHT NOTES

2021-22

- Has appeared in all nine games for UCF this season
- Leads the team with a 69.0 field goal percentage (29-of-42)
- Posted a 14 points, seven rebounds and three assists, all career-highs, in 65-48 win at Temple (12/15)
- Averaging 11.7 ppg over last three games, compared to a season average of 8.1 ppg
- Secured four rebounds, two steals and three made free throws against Oklahoma (11/27)
- Added seven points off the bench in 95-89 win at Miami (11/13)
- Made Division I debut in 69-59 win over Robert Morris (11/10)
- Was 4-of-5 from the field, scoring nine points in debut

JUNIOR COLLEGE

- Named National Junior College Association of America first-team All-American as a freshman at Indian Hills CC
- Averaged 18.1 points per game and 7.3 rebounds per contest while shooting 52.2 percent from the field
- Led Indian Hills to a 21-3 record, a Region XI Championship, and a no. 6 overall ranking
- Originally enrolled at Missouri State before transferring to Indian Hillsna

PERSONAL

- Majoring in Integrative general studies

2021-22 HIGHS

Points	14	at Temple (12/15/21)
Rebounds	7	at Temple (12/15/21)
Assists	3	at Temple (12/15/21)
Steals	2	Oklahoma (11/27/21)
Blocks	--	--
FG made	4	4x, last vs. N.C. A&T (12/11)
FG attempts	8	at Temple (12/15/21)
3FG made	1	3x, last vs. N.C. A&T (12/11)
3FG attempts	2	2x, last at Temple (12/15/21)
FT made	4	Bethune-Cookman (12/5/21)
FT attempts	4	2x, last vs. Bethune-Cookman (12/5/21)

DAWKINS ON FREEMAN...

"We're excited to bring Tyem into the UCF Family. He's a versatile player and a terrific athlete. He can make a difference at both ends of the floor and can make plays for himself and others. Tyem is going to be a great asset to our program."

CAREER HIGHS

Points	14	at Temple (12/15/21)
Rebounds	7	at Temple (12/15/21)
Assists	3	at Temple (12/15/21)
Steals	2	Oklahoma (11/27/21)
Blocks	--	--
FG made	4	4x, last vs. N.C. A&T (12/11)
FG attempts	8	at Temple (12/15/21)
3FG made	1	3x, last vs. N.C. A&T (12/11)
3FG attempts	2	2x, last at Temple (12/15/21)
FT made	4	Bethune-Cookman (12/5/21)
FT attempts	4	2x, last vs. Bethune-Cookman (12/5/21)

GAME-BY-GAME

Opponent	Date	GS	MIN	Total		3-Pointers		Free throws		Rebounds				PF	A	TO	BLK	STL	PTS	AVG
				FG-FGA	PCT	3FG-3FGA	PCT	FT-FTA	PCT	OFF	DEF	TOT	AVG							
Robert Morris	11/10/2021		14:47	4-5	.800	0-1	.000	1-1	1.000	0	2	2	2.0	3	0	1	0	1	9	9.0
at Miami (FL)	11/13/2021		09:37	3-4	.750	1-1	1.000	0-0	.000	2	1	3	2.5	2	0	0	0	0	7	8.0
Jacksonville	11/16/2021		12:10	2-3	.667	0-1	.000	0-0	.000	1	1	2	2.3	2	0	1	0	0	4	6.7
at Evansville	11/20/2021		18:34	4-6	.667	1-2	.500	2-2	1.000	2	1	3	2.5	2	2	1	0	0	11	7.8
Oklahoma	11/27/2021		17:55	2-4	.500	0-0	.000	3-4	.750	3	1	4	2.8	2	2	3	0	2	7	7.6
at Auburn	12/01/2021		02:14	0-0	.000	0-0	.000	0-0	.000	0	1	1	2.5	0	0	0	0	0	0	6.3
Bethune-Cookman	12/05/2021		18:40	4-6	.667	0-2	.000	4-4	1.000	0	2	2	2.4	2	1	2	0	0	12	7.1
N.C. A&T	12/11/2021		23:10	4-6	.667	1-1	1.000	0-2	.000	1	1	2	2.4	0	2	0	0	0	9	7.4
at Temple	12/15/2021		25:08	6-8	.750	0-2	.000	2-2	1.000	2	5	7	2.9	1	3	1	0	0	14	8.1
Totals		0	142:14	29-42	.690	3-10	.300	12-15	.800	11	15	26	2.9	14	10	9	0	3	73	8.1

MISCELLANEOUS GAME STATS

Led team in scoring	--
Led team in rebounds	--
Led team in assists	1
Double Figure Points	3
Double Figure Rebounds	--
Double-Doubles	--
20-Point Games	--
30-Point Games	--
3+ Three Pointers	--
5+ Assists	--
3+ Steals	--
3+ Blocks	--

Player Averages

Games Played	Minutes/game	Points/game	FG Pct	3FG Pct	FT Pct	Rebounds/game	Assists/game	Turnovers/game	Assist/Turnover ratio	Steals/game	Blocks/game
9	15.8	8.1	69.0	30.0	80.0	2.9	1.1	1.0	1.1	0.3	0.0

CAREER STATISTICS

SEASON	TEAM	GP-GS	MIN/AVG	Field Goals		3-Point		F-Throws		Rebounds				Scoring						
				FG-FGA	FG%	3FG-3FGA	3FG%	FT-FTA	FT%	OFF	DEF	TOT	AVG	PF-FO	A	TO	BLK	STL	PTS	AVG
2021-22	UCF	9-0	142/15.8	29-42	.690	3-10	.300	12-15	.800	11	15	26	2.9	14-0	10	9	0	3	73	8.1
TOTAL		9-0	142/15.8	29-42	.690	3-10	.300	12-15	.800	11	15	26	2.9	14-0	10	9	0	3	73	8.1



BRANDON MAHAN #13

6-5 | 205 | Fith Year | Guard | Birmingham, Ala. | Central Park Chistian | Chipola | Texas A&M



KNIGHT NOTES

2021-22

- Has not missed a free throw dating back to 02/01/21 at Memphis (last 19 games)
- Is a perfect 45-for-45 in free throw attempts over that stretch
- Is currently UCF's all-time free throw percentage leader at 86.9 percent over his career
- Named to The American honor roll on Dec. 20
- Tallied a season-high 18 points and added five rebounds in 65-48 win at Temple (12/15)
- Notched 11 points on 3-of-4 threes and added four assists and four rebounds in 12/05 win over Bethune-Cookman
- Knocked down 3-of-7 three point attempts and added three steals in Nov. 16 win over Jacksonville
- Tied career-high in made free throws with a perfect 10-for-10 in win at Miami (11/13)
- Was second on the team with 15 points in win at Miami
- Added two steals and three rebounds in win at Miami
- Was the Lone Knight honored by The American in the preseason awards, picking up Second Team All-Conference preseason honors

2020-21

- Named Third Team All-Conference by The American
- Was named The American Player of the Week on Dec. 21 and earned Weekly Honor Roll accolades the following week

2021-22 HIGHS

Points	18	at Temple (12/15/21)
Rebounds	5	2x, last at Temple (12/15/21)
Assists	5	at Miami (11/13/21)
Steals	3	2x, last at Auburn (12/01/21)
Blocks	1	3x, last vs N.C. A&T (12/11/21)
FG made	5	at Temple (12/15/21)
FG attempts	14	at Temple (12/15/21)
3FG made	3	3x, last vs N.C. A&T (12/11/21)
3FG attempts	8	at Auburn (12/01)
FT made	10	at Miami (11/13/21)
FT attempts	10	at Miami (11/13/21)

CAREER HIGHS

Points	32	at #15 Florida State (12/19/20)
Rebounds	10	3x, last Cincinnati (12/22/20)
Assists	7	at Temple (1/14/21)
Steals	3	8x, last at Auburn (12/01/21)
Blocks	2	Tulsa (3/2/21)
FG made	10	at #15 Florida State (12/19/20)
FG attempts	15	at Cincinnati (2/19/20)
3FG made	6	at Ole Miss (2/6/19)
3FG attempts	10	Savannah State (11/7/18)
FT made	10	2x, last at Miami (11/13/21)
FT attempts	10	2x, last at Miami (11/13/21)

MISCELLANEOUS GAME STATS

Led team in scoring	11
Led team in rebounds	8
Led team in assists	4
Double Figure Points	34
Double Figure Rebounds	3
Double-Doubles	2
20-Point Games	7
30-Point Games	1
3+ Three Pointers	17
5+ Assists	3
3+ Steals	7
3+ Blocks	--

GAME-BY-GAME

Opponent	Date	GS	MIN	Total		3-Pointers		Free throws		Rebounds				PF	A	TO	BLK	STL	PTS	AVG	
				FG-FGA	PCT	3FG-3FGA	PCT	FT-FTA	PCT	OFF	DEF	TOT	AVG								
Robert Morris	11/10/2021	*	17:44	1-7	.143	0-6	.000	0-0	.000	0	2	2	2.0	3	0	2	0	1	2	2.0	
at Miami (FL)	11/13/2021	*	26:36	2-7	.286	1-6	.167	10-10	1.000	1	2	3	2.5	3	5	4	0	2	15	8.5	
Jacksonville	11/16/2021	*	30:35	3-7	.429	3-7	.429	0-0	.000	0	2	2	2.3	0	2	0	1	3	9	8.7	
at Evansville	11/20/2021	*	25:57	2-8	.250	1-4	.250	1-1	1.000	1	4	5	3.0	1	2	0	2	6	8.0		
Oklahoma	11/27/2021	*	33:33	2-6	.333	1-4	.250	2-2	1.000	0	0	0	2.4	2	1	2	1	1	7	7.8	
at Auburn	12/01/2021	*	29:16	1-10	.100	1-8	.125	2-2	1.000	1	2	3	2.5	2	2	0	3	5	7.3		
Bethune-Cookman	12/05/2021	*	19:42	3-4	.750	3-4	.750	2-2	1.000	0	4	4	2.7	2	4	1	0	1	11	7.9	
N.C. A&T	12/11/2021	*	24:10	4-10	.400	3-7	.429	0-0	.000	1	2	3	2.8	1	2	2	1	1	11	8.3	
at Temple	12/15/2021	*	34:19	5-14	.357	1-5	.200	7-7	1.000	2	3	5	3.0	3	1	1	0	0	18	9.3	
Totals			8	241:53	23-73	.315	14-51	.275	24-24	1.000	6	21	27	3.0	17	19	16	3	14	84	9.3

Player Averages

Games Played	Minutes/game	Points/game	FG Pct	3FG Pct	FT Pct	Rebounds/game	Assists/game	Turnovers/game	Assist/Turnover ratio	Steals/game	Blocks/game
9	26.9	9.3	31.5	27.5	100.0	3.0	2.1	1.8	1.2	1.6	0.3

CAREER STATISTICS

SEASON	TEAM	GP-GS	MIN/AVG	Field Goals		3-Point		F-Throws		Rebounds				Scoring						
				FG-FGA	FG%	3FG-3FGA	3FG%	FT-FTA	FT%	OFF	DEF	TOT	AVG	PF-FO	A	TO	BLK	STL	PTS	AVG
2018-19	TA&M	32-20	719/22.5	62-157	.395	43-112	.384	21-34	.618	20	71	91	2.8	55-0	23	23	8	19	188	5.9
2019-20	UCF	30-14	671/22.4	81-191	.424	31-104	.298	31-42	.738	27	83	110	3.7	50-1	29	34	5	25	224	7.5
2020-21	UCF	21-19	675/32.1	81-180	.450	39-89	.438	58-64	.906	21	83	104	5.0	42-1	40	35	6	24	259	12.3
2021-22	UCF	9-8	242/26.9	23-73	.315	14-51	.275	24-24	1.000	6	21	27	3.0	17-0	19	16	3	14	84	9.3
TOTAL FOR UCF		60-41	1587/26.5	185-444	.417	84-244	.344	113-130	.869	54	187	241	4.0	109-2	88	85	14	63	567	9.5
TOTAL		92-61	2306/25.1	247-601	.411	127-356	.357	134-164	.817	74	258	332	3.6	164-2	111	108	22	82	755	8.2



SEAN MOBLEY #20

6-8 | 235 | R-Senior | Forward | Orlando, Fla. | Montverde Academy | VCU



KNIGHT NOTES

2021-22

- Made season debut in 75-59 win at Evansville (11/20)
- Notched two points from the free throw line, and added an assist and a steal in season debut
- Secured a season-high two boards against Oklahoma (11/27)

2020-21

- at Cincinnati (2/14): Matched season highs of seven points, four rebounds and a steal, while also dishing out two assists
- Tulane (2/12): Dished out season-high four assists, while scoring three points and grabbing two rebounds
- at Tulsa (2/6): Scored four points and dished out a team-high three assists to go with three rebounds
- at Wichita (1/30): Scored seven points with three rebounds and two assists
- ECU (1/27): Scored six points for second straight game, adding two rebounds and an assist
- SMU (1/23): Scored a season-high six points on 2-of-4 shooting from the field
- at Temple (1/14): Scored five points on 3-of-4 shooting from the line
- at South Florida (1/2): Scored five points with four rebounds and a blocked shot
- #6 Houston (12/26): Had five points with three rebounds, two assists, one block and one steal
- Cincinnati (12/22): Scored two points and dished out three assists with one steal
- at #15 Florida State (12/19): Had two assists and three rebounds
- at Michigan (12/6): Scored five points with four rebounds

2021-22 HIGHS

Points	2	at Evansville (11/20/21)
Rebounds	2	Oklahoma (11/27/21)
Assists	1	at Evansville (11/20/21)
Steals	1	at Evansville (11/20/21)
Blocks	--	--
FG made	--	--
FG attempts	1	Oklahoma (11/27/21)
3FG made	--	--
3FG attempts	1	Oklahoma (11/27/21)
FT made	2	at Evansville (11/20/21)
FT attempts	2	at Evansville (11/20/21)

GAME-BY-GAME

Opponent	Date	GS	MIN	Total		3-Pointers		Free throws		Rebounds				PF A TO BLK STL PTS AVG						
				FG-FGA	PCT	3FG-3FGA	PCT	FT-FTA	PCT	OFF	DEF	TOT	AVG	PF	A	TO	BLK	STL	PTS	AVG
at Evansville	11/20/2021		14:50	0-0	.000	0-0	.000	2-2	1.000	0	0	0	0.0	3	1	0	0	1	2	2.0
Oklahoma	11/27/2021		09:05	0-1	.000	0-1	.000	0-0	.000	0	2	2	1.0	0	0	0	0	0	0	1.0
Totals			0 23:55	0-1	.000	0-1	.000	2-2	1.000	0	2	2	1.0	3	1	0	0	1	2	2.0

CAREER HIGHS

Points	16	at Fordham (3/3/18)
Rebounds	8	2x, last Hofstra (11/24/18)
Assists	8	George Washington (1/20/18)
Steals	3	2x, last Dayton (2/10/18)
Blocks	3	Rhode Island (3/15/19)
FG made	6	at Fordham (3/3/18)
FG attempts	10	at Fordham (3/3/18)
3FG made	4	2x, last at Fordham (3/3/18)
3FG attempts	6	2x, last at Fordham (3/3/18)
FT made	4	at George Mason (1/27/18)
FT attempts	4	6x, last ECU (1/27/21)

Player Averages

Games Played	Minutes/game	Points/game	FG Pct	3FG Pct	FT Pct	Rebounds/game	Assists/game	Turnovers/game	Assist/Turnover ratio	Steals/game	Blocks/game
2	12.0	1.0	0.0	0.0	100.0	1.0	0.5	0.0	1.0	0.5	0.0

MISCELLANEOUS GAME STATS

Led team in scoring	1
Led team in rebounds	2
Led team in assists	6
Double Figure Points	5
Double Figure Rebounds	--
Double-Doubles	--
20-Point Games	--
30-Point Games	--
3+ Three Pointers	4
5+ Assists	2
3+ Steals	2
3+ Blocks	1

CAREER STATISTICS

SEASON	TEAM	GP-GS	MIN/AVG	Field Goals		3-Point		F-Throws		Rebounds				Scoring						
				FG-FGA	FG%	3FG-3FGA	3FG%	FT-FTA	FT%	OFF	DEF	TOT	AVG	PF-FO	A	TO	BLK	STL	PTS	AVG
2017-18	VCU	33-13	558/16.9	50-124	.403	30-79	.380	18-20	.900	20	80	100	3.0	75-1	56	41	3	12	148	4.5
2018-19	VCU	30-23	597/19.9	46-115	.400	16-50	.320	17-31	.548	14	61	75	2.5	53-0	38	33	10	16	125	4.2
2020-21	UCF	23-6	441/19.2	21-61	.344	9-29	.310	17-22	.773	18	30	48	2.1	53-1	30	34	4	9	68	3.0
2021-22	UCF	2-0	24/12.0	0-1	.000	0-1	.000	2-2	1.000	0	2	2	1.0	3-0	1	0	0	1	2	1.0
TOTAL FOR UCF		25-6	465/18.6	21-62	.339	9-30	.300	19-24	.792	18	32	50	2.0	56-1	31	34	4	10	70	2.8



C.J. WALKER #21

6-8 | 200 | Junior | Forward | Sanford, Fla. | Oak Ridge | Oregon



KNIGHT NOTES

2021-22

- Tallied a career-high 12 rebounds and notched six points in 65-48 win at Temple on 12/15
- Posted fourth game with double-digit points in 81-45 win over Bethune-Cookman (12/05)
- Notched 10 points on 5-of-7 shooting while adding a career-high three assists and four rebounds in win over Bethune-Cookman
- Currently ranks fourth on the team with 9.2 points per game
- First among Knights with 55 rebounds to open the season
- Recorded second double-double of career in 95-89 win at Miami (11/13), racking up 14 points (second on the team) and 11 rebounds (led the team)
- Hit 6-of-8 shots, including 1-of-2 from three-point range in win at Miami
- Led the team with eight rebounds in season opening win over Robert Morris (11/10)
- Was third on the team in scoring in season opener with 12 points

2020-21

- Ranked second in The American with 1.7 blocked shots per game
- Blocked at least one shot in 17 of 20 games played this season
- Led the team and ranked 18th in the league with 5.0 rebounds per game and 14th with 1.7 offensive rebounds per game
- Scored in double figures in the last three games played in the regular season, averaging 14.7 points, 8.3 rebounds and 2.7 blocked shots per game during the stretch
- Missed the Knights last two games of the regular season with an ankle injury
- vs. ECU (3/11): Only scored one point with four rebounds and a blocked shot
- at Tulane (2/20): Scored 14 points with six rebounds and three blocked shots
- South Florida (2/17): Matched career highs with 18 points and four blocked shots to go with nine rebounds and two assists

2021-22 HIGHS

Points	14	at Miami (11/13/21)
Rebounds	12	at Temple (12/15/21)
Assists	3	2x, last vs N.C. A&T (12/11/21)
Steals	1	4x, last vs N.C. A&T (12/11/21)
Blocks	2	2x, last at Temple (12/15/21)
FG made	6	at Miami (11/13/21)
FG attempts	9	Robert Morris (11/10/21)
3FG made	1	3x, last vs. Oklahoma (11/27/21)
3FG attempts	2	at Miami (11/13/21)
FT made	4	2x, last at Temple (12/15/21)
FT attempts	6	2x, last at Temple (12/15/21)

CAREER HIGHS

Points	18	2x, last South Florida (2/17/21)
Rebounds	12	at Temple (12/15/21)
Assists	3	2x, last vs N.C. A&T (12/11/21)
Steals	3	2x, last at Memphis (2/1/21)
Blocks	4	3x, last South Florida (2/17/21)
FG made	8	Hawaii (12/7/19)
FG attempts	12	South Florida (2/17/21)
3FG made	2	Hawaii (12/7/19)
3FG attempts	3	Texas Southern (12/21/19)
FT made	6	at Tulane (2/20/21)
FT attempts	7	2x, last at Tulane (2/20/21)

MISCELLANEOUS GAME STATS

Led team in scoring	1
Led team in rebounds	9
Led team in assists	1
Double Figure Points	11
Double Figure Rebounds	2
Double-Doubles	1
20-Point Games	--
30-Point Games	--
3+ Three Pointers	--
5+ Assists	--
3+ Steals	2
3+ Blocks	6

GAME-BY-GAME

Opponent	Date	GS	MIN	Total		3-Pointers		Free throws		Rebounds				PF	A	TO	BLK	STL	PTS	AVG
				FG-FGA	PCT	3FG-3FGA	PCT	FT-FTA	PCT	OFF	DEF	TOT	AVG							
Robert Morris	11/10/2021		24:24	5-9	.556	0-1	.000	2-3	.667	4	4	8	8.0	0	2	0	1	1	12	12.0
at Miami (FL)	11/13/2021	*	30:34	6-8	.750	1-2	.500	1-2	.500	3	8	11	9.5	3	1	1	0	0	14	13.0
Jacksonville	11/16/2021	*	26:32	3-5	.600	0-1	.000	3-3	1.000	0	1	1	6.7	0	1	1	0	0	9	11.7
at Evansville	11/20/2021	*	20:19	3-5	.600	1-1	1.000	2-2	1.000	1	2	3	5.8	1	1	2	0	0	9	11.0
Oklahoma	11/27/2021	*	23:25	2-3	.667	1-1	1.000	0-0	.000	0	3	3	5.2	3	1	2	2	1	5	9.8
at Auburn	12/01/2021	*	26:16	3-5	.600	0-0	.000	4-6	.667	2	4	6	5.3	1	1	0	1	0	10	9.8
Bethune-Cookman	12/05/2021	*	22:57	5-7	.714	0-0	.000	0-0	.000	0	4	4	5.1	1	3	2	0	1	10	9.9
N.C. A&T	12/11/2021	*	25:33	3-6	.500	0-0	.000	2-2	1.000	4	3	7	5.4	2	3	2	0	1	8	9.6
at Temple	12/15/2021	*	31:25	1-7	.143	0-0	.000	4-6	.667	4	8	12	6.1	1	2	0	2	0	6	9.2
Totals		8	231:26	31-55	.564	3-6	.500	18-24	.750	18	37	55	6.1	12	15	10	6	4	83	9.2

Player Averages

Games Played	Minutes/game	Points/game	FG Pct	3FG Pct	FT Pct	Rebounds/game	Assists/game	Turnovers/game	Assist/Turnover ratio	Steals/game	Blocks/game
9	25.7	9.2	56.4	50.0	75.0	6.1	1.7	1.1	1.5	0.4	0.7

CAREER STATISTICS

SEASON	TEAM	GP-GS	MIN/AVG	Field Goals		3-Point		F-Throws		Rebounds				Scoring						
				FG-FGA	FG%	3FG-3FGA	3FG%	FT-FTA	FT%	OFF	DEF	TOT	AVG	PF-FO	A	TO	BLK	STL	PTS	AVG
2019-20	Oregon	28-7	417/14.9	43-113	.381	9-31	.290	17-35	.486	22	49	71	2.5	58-2	8	23	15	11	112	4.0
2020-21	UCF	21-15	540/25.7	55-124	.444	2-14	.143	36-62	.581	34	70	104	5.0	46-1	19	28	36	19	148	7.0
2021-22	UCF	9-8	231/25.7	31-55	.564	3-6	.500	18-24	.750	18	37	55	6.1	12-0	15	10	6	4	83	9.2
TOTAL FOR UCF	30-23	771/25.7	86-179	.480	5-20	.250	54-86	.628	52	107	159	5.3	58-1	34	38	42	23	231	7.7	
TOTAL	58-30	1189/20.5	129-292	.442	14-51	.275	71-121	.587	74	156	230	4.0	116-3	42	61	57	34	343	5.9	



DARIN GREEN JR. #22

6-4 | 180 | Junior | Guard | Charlotte, N.C. | Wharton (Fla.)



KNIGHT NOTES

2021-22

- Has started all nine games for the Knights this season, one of three players to do so
- Named to American Athletic Conference honor roll on 11/15 and 12/13
- Has led the team in points in six out of its first nine games to open play, with double-digit points in all but one game
- His 44.6 percent mark on threes leads the AAC.
- Ranks second in The American and 30th in the nation with 3.22 threes per game.
- Has hit at least four three pointers in last three straight games and four out of last five
- Averaging 15.9 ppg to open the season, ranking first on the team and eighth in the conferece
- Posted two games with five made threes to open the season (11/27 vs Oklahoma & 11/13 at Miami)
- Led UCF and came two points shy of tying career-high with 23 points in 95-89 win at Miami (11/13)
- Sunk a team-high nine field goals, including five threes in win at Miami (11/13)
- Was second on the squad with 14 points in season opening win (11/10)
- Drained 2-of-4 from beyond the arc on opening Knight
- Added two steals in season debut

2020-21

- Appeared in and started all 23 games during second season at UCF
- Averaged 11.3 points per game, which was third on the team and 17th in the conference
- Averaged 11.3 points per game, which was third on the team and 17th in the conference
- Made 2.3 threes per contest, ranking seventh in the league
- Made 2.3 threes per contest, ranking seventh in the league
- Also ranked 10th in minutes played per game, logging 31.7 per game
- at Florida State (12/19): Scored 20 points on 6-of-9 shooting from 3-point range
- at Temple (1/14): Had 17 points on 7-of-12 shooting from the ng from the field

2021-22 HIGHS

Points	23	at Miami (11/13/21)
Rebounds	3	4x, last at Temple (12/15/21)
Assists	2	Oklahoma (11/27/21)
Steals	2	2x, last vs. Oklahoma (11/27/21)
Blocks	1	Robert Morris (11/10/21)
FG made	9	at Miami (11/13/21)
FG attempts	16	at Miami (11/13/21)
3FG made	5	2x, last vs. Oklahoma (11/27/21)
3FG attempts	10	Oklahoma (11/27/21)
FT made	3	at Temple (12/15/21)
FT attempts	4	Robert Morris (11/10/21)

CAREER HIGHS

Points	26	Tulsa (2/9/20)
Rebounds	6	2x, last ECU (1/27/21)
Assists	3	4x, last Tulsa (3/2/21)
Steals	3	4x, last at ECU (3/4/21)
Blocks	1	8x, last Tulane (2/12/21)
FG made	9	2x, last at Miami (11/13/21)
FG attempts	15	Tulane (2/12/21)
3FG made	6	3x, last Tulane (2/12/21)
3FG attempts	11	Tulsa (3/2/21)
FT made	6	Tulsa (2/9/20)
FT attempts	8	Tulsa (2/9/20)

GAME-BY-GAME

Opponent	Date	GS	MIN	Total		3-Pointers		Free throws		Rebounds			PF	A	TO	BLK	STL	PTS	AVG		
				FG-FGA	PCT	3FG-3FGA	PCT	FT-FTA	PCT	OFF	DEF	TOT								AVG	
Robert Morris	11/10/2021	*	28:01	5-11	.455	2-4	.500	2-4	.500	2	0	2	2.0	2	1	0	1	2	14	14.0	
at Miami (FL)	11/13/2021	*	32:23	9-16	.563	5-9	.556	0-0	.000	1	1	2	2.0	3	0	0	0	0	23	18.5	
Jacksonville	11/16/2021	*	25:18	4-10	.400	2-6	.333	1-2	.500	1	2	3	2.3	2	1	3	0	0	11	16.0	
at Evansville	11/20/2021	*	32:06	6-13	.462	3-6	.500	2-3	.667	0	2	2	2.3	1	1	0	1	0	17	16.3	
Oklahoma	11/27/2021	*	30:14	6-13	.462	5-10	.500	0-0	.000	0	1	1	2.0	3	2	0	0	2	17	16.4	
at Auburn	12/01/2021	*	25:38	3-11	.273	0-6	.000	2-2	1.000	2	1	3	2.2	1	2	3	0	1	8	15.0	
Bethune-Cookman	12/05/2021	*	23:54	5-13	.385	4-8	.500	4-4	1.000	2	0	2	2.1	1	4	1	0	1	18	15.4	
N.C. A&T	12/11/2021	*	27:24	7-13	.538	4-10	.400	0-0	.000	2	1	3	2.3	3	1	3	0	1	18	15.8	
at Temple	12/15/2021	*	31:38	5-9	.556	4-6	.667	3-3	1.000	1	2	3	2.3	5	0	1	0	0	17	15.9	
Totals			9	256:36	50-109	.459	29-65	.446	14-18	.778	11	10	21	2.3	21	12	11	2	7	143	15.9

Player Averages

Games Played	Minutes/game	Points/game	FG Pct	3FG Pct	FT Pct	Rebounds/game	Assists/game	Turnovers/game	Assist/Turnover ratio	Steals/game	Blocks/game
9	28.5	15.9	45.9	44.6	77.8	2.3	1.3	1.2	1.1	0.8	0.2

MISCELLANEOUS GAME STATS

Led team in scoring	13
Led team in rebounds	3
Led team in assists	2
Double Figure Points	40
Double Figure Rebounds	--
Double-Doubles	--
20-Point Games	4
30-Point Games	--
3+ Three Pointers	26
5+ Three Pointers	6
5+ Assists	--
3+ Steals	4
3+ Blocks	--

CAREER STATISTICS

SEASON	TEAM	GP-GS	MIN/AVG	Field Goals		3-Point		F-Throws		Rebounds				Scoring						
				FG-FGA	FG%	3FG-3FGA	3FG%	FT-FTA	FT%	OFF	DEF	TOT	AVG	PF-FO	A	TO	BLK	STL	PTS	AVG
2019-20	UCF	30-14	717/23.9	105-234	.449	68-163	.417	25-30	.833	27	31	58	1.9	41-0	14	26	4	17	303	10.1
2020-21	UCF	23-23	729/31.7	97-242	.401	53-147	.361	13-18	.722	16	50	66	2.9	35-0	23	25	5	21	260	11.3
2021-22	UCF	9-9	257/28.5	50-109	.459	29-65	.446	14-18	.778	11	10	21	2.3	21-1	12	11	2	7	143	15.9
TOTAL		62-46	1703/27.5	252-585	.431	150-375	.400	52-66	.788	54	91	145	2.3	97-1	49	62	11	45	706	11.4



DRE FULLER JR. #24

6-5 | 210 | R-Junior | Guard | Fayetteville, N.C. | Admiral Farragut (Fla.)



KNIGHT NOTES

2021-22

- Notched four points, four rebounds and a steal off the bench at No. 21 Auburn (12/01)
- Led UCF with six rebounds off the bench in 63-54 win over Jacksonville (11/16)
- Scored nine points on a perfect 4-of-4, including 1-of-1 from three-point range in win over Dolphins (11/16) to be named Knightmare Player of the Game
- Was a perfect 6-for-6 in free throw tries in UCF's 95-89 win at Miami (11/13)
- Added an assist and two rebounds off the bench in win at Miami

2020-21

- Appeared in all 23 games, starting 14 times, including each of the last three games of the season
- Averaged 7.0 points and 4.7 rebounds per game, while playing 27.6 minutes per contest
- Also added 24 steals, seven blocked shots and 44 assists
- Shot 41.4 percent from the floor and 68.9 percent from the free throw line
- Auburn (11/30): Scored 13 points on 6-of-8 from the line, adding seven rebounds, five assists, and three steals
- Houston (12/26): Grabbed 10 rebounds and scored seven points
- at South Florida (1/2): Scored eight points and grabbed eight boards
- at Temple (1/14): Recorded 10 rebounds and scored six points
- at Houston (1/17): Put up 12 points on 4-of-7 shooting and 4-of-6 from the line
- at Wichita State (1/30): Scored 13 points on 4-of-8 shooting from the field, adding four rebounds, three assists, and two steals

2021-22 HIGHS

Points	9	Jacksonville (11/16/21)
Rebounds	6	Jacksonville (11/16/21)
Assists	3	Jacksonville (11/16/21)
Steals	2	vs Bethune-Cookman (12/05/21)
Blocks	--	--
FG made	4	Jacksonville (11/16/21)
FG attempts	4	2x, last vs. Jacksonville (11/16/21)
3FG made	1	Jacksonville (11/16/21)
3FG attempts	1	3x, last vs. vs Bethune-Cookman (12/05/21)
FT made	6	at Miami (11/13/21)
FT attempts	6	at Miami (11/13/21)

CAREER HIGHS

Points	14	Temple (12/31/19)
Rebounds	11	vs. Memphis (3/12/21)
Assists	5	2x, last at Tulane (2/20/21)
Steals	5	vs. Penn (11/28/19)
Blocks	4	Tulsa (2/9/20)
FG made	6	3x, last Temple (12/31/19)
FG attempts	15	at Oklahoma (12/21/19)
3FG made	2	5x, last at Cincinnati (2/14/21)
3FG attempts	5	at Oklahoma (12/21/19)
FT made	6	3x, last at Miami (11/13/21)
FT attempts	9	#6 Houston (12/26/20)

MISCELLANEOUS GAME STATS

Led team in scoring	3
Led team in rebounds	9
Led team in assists	5
Double Figure Points	12
Double Figure Rebounds	3
Double-Doubles	--
20-Point Games	--
30-Point Games	--
3+ Three Pointers	--
5+ Assists	2
3+ Steals	4
3+ Blocks	1

GAME-BY-GAME

Opponent	Date	GS	MIN	Total		3-Pointers		Free throws		Rebounds				PF	A	TO	BLK	STL	PTS	AVG
				FG-FGA	PCT	3FG-3FGA	PCT	FT-FTA	PCT	OFF	DEF	TOT	AVG							
Robert Morris	11/10/2021		11:35	1-4	.250	0-0	.000	2-2	1.000	0	2	2	2.0	1	0	0	0	0	4	4.0
at Miami (FL)	11/13/2021		07:40	0-2	.000	0-1	.000	6-6	1.000	1	1	2	2.0	1	1	1	0	0	6	5.0
Jacksonville	11/16/2021		15:02	4-4	1.000	1-1	1.000	0-1	.000	3	3	6	3.3	1	3	0	0	0	9	6.3
at Evansville	11/20/2021		12:18	1-1	1.000	0-0	.000	0-0	.000	0	2	2	3.0	1	2	1	0	0	2	5.3
Oklahoma	11/27/2021		07:09	1-1	1.000	0-0	.000	0-0	.000	0	1	1	2.6	1	0	1	0	0	2	4.6
at Auburn	12/01/2021		12:05	2-3	.667	0-1	.000	0-0	.000	0	4	4	2.8	3	0	2	0	1	4	4.5
Bethune-Cookman	12/05/2021		09:57	2-3	.667	0-1	.000	0-0	.000	1	1	2	2.7	2	0	0	0	2	4	4.4
at Temple	12/15/2021		04:35	0-0	.000	0-0	.000	0-0	.000	0	1	1	2.5	0	0	1	0	0	0	3.9
Totals			0	80:21	11-18	.611	1-4	.250	8-9	.889	5	15	20	2.5	10	6	0	3	31	3.9

Player Averages

Games Played	Minutes/game	Points/game	FG Pct	3FG Pct	FT Pct	Rebounds/game	Assists/game	Turnovers/game	Assist/Turnover ratio	Steals/game	Blocks/game
8	10.0	3.9	61.1	25.0	88.9	2.5	0.8	0.8	1.0	0.4	0.0

CAREER STATISTICS

SEASON	TEAM	GP-GS	MIN/AVG	Field Goals		3-Point		F-Throws		Rebounds				Scoring						
				FG-FGA	FG%	3FG-3FGA	3FG%	FT-FTA	FT%	OFF	DEF	TOT	AVG	PF-FO	A	TO	BLK	STL	PTS	AVG
2019-20	UCF	20-13	380/19.0	50-119	.420	10-40	.250	15-23	.652	23	39	62	3.1	33-1	29	26	11	18	125	6.3
2020-21	UCF	23-14	634/27.6	55-133	.414	8-37	.216	42-61	.689	19	89	108	4.7	44-0	57	54	7	24	160	7.0
2021-22	UCF	8-0	80/10.0	11-18	.611	1-4	.250	8-9	.889	5	15	20	2.5	10-0	6	6	0	3	31	3.9
TOTAL		51-27	1094/21.5	116-270	.430	19-81	.235	65-93	.699	47	143	190	3.7	87-1	92	86	18	45	316	6.2



CHEIKH MBACKE DIONG #34

6-11 | 235 | R-Senior | Forward | Dakar, Senegal | Florida Prep Academy | UNLV



KNIGHT NOTES

2021-22

- Has started all nine games for the Knights this season, one of three players to do so
- Second on the team with 49 total rebounds, including 22 offensive boards
- Tallied a season-high nine rebounds while adding six points, two blocks and a season-high three steals in 81-45 win over Bethune-Cookman (12/05)
- Leads team and is currently second in the conference with 1.78 blocks per game to open the season
- Has at least one block in seven out of nine games to open the year
- Set season-high with 11 points scored at Auburn (12/01)
- Was second on team with six rebounds in 95-89 win at Miami (11/13)
- Was 3-of-4 from the field and added a block in win at Miami
- Notched three assists, one shy of career-high, in win at Miami
- Tied career-high and led UCF in blocks with five in opening Knight win over Robert Morris (11/10)
- Grabbed seven boards and added four points in season opener

2020-21 at UNLV

- Appeared in and started in all 27 games
- Averaged 8.9 points and 7.4 rebounds per game, which ranked sixth in the Mountain West Conference
- Also ranked fourth in the Mountain West with 1.0 blocked shots per game
- Shot 60.7 percent from the field and added 33 steals

2021-22 HIGHS

Points	11	at Auburn (12/01)
Rebounds	9	Bethune-Cookman (12/05)
Assists	3	at Miami (11/13/21)
Steals	3	Bethune-Cookman (12/05)
Blocks	5	Robert Morris (11/10/21)
FG made	4	2x, last at Auburn (12/01)
FG attempts	7	at Auburn (12/01)
3FG made	--	--
3FG attempts	--	--
FT made	3	at Auburn (12/01)
FT attempts	4	at Auburn (12/01)

CAREER HIGHS

Points	22	vs. Benedictine Mesa (1/21/21)
Rebounds	17	vs. Purdue Fort Wayne (11/05/19)
Assists	4	vs. Fresno St. (2/26/21)
Steals	4	last vs. Utah St. (1/25/21)
Blocks	5	2x, last vs. Robert Morris (11/10/21)
FG made	10	vs. Benedictine Mesa (1/21/21)
FG attempts	17	vs. Benedictine Mesa (1/21/21)
3FG made	1	vs. Jackson State (11/26/19)
3FG attempts	2	vs. Jackson State (11/26/19)
FT made	4	3x, last vs. Air Force (2/08/21)
FT attempts	7	vs. Air Force (2/08/21)

MISCELLANEOUS GAME STATS AT UCF

Led team in scoring	--
Led team in rebounds	4
Led team in assists	--
Double Figure Points	--
Double Figure Rebounds	--
Double-Doubles	--
20-Point Games	--
30-Point Games	--
3+ Three Pointers	--
5+ Assists	--
3+ Steals	1
3+ Blocks	2

GAME-BY-GAME

Opponent	Date	GS	MIN	Total		3-Pointers		Free throws		Rebounds			PF	A	TO	BLK	STL	PTS	AVG		
				FG-FGA	PCT	3FG-3FGA	PCT	FT-FTA	PCT	OFF	DEF	TOT								AVG	
Robert Morris	11/10/2021	*	23:18	2-3	.667	0-0	.000	0-0	.000	3	4	7	7.0	1	0	0	5	0	4	4.0	
at Miami (FL)	11/13/2021	*	17:59	3-4	.750	0-0	.000	1-2	.500	3	3	6	6.5	4	3	3	1	0	7	5.5	
Jacksonville	11/16/2021	*	27:40	4-6	.667	0-0	.000	0-1	.000	2	0	2	5.0	1	1	1	2	2	8	6.3	
at Evansville	11/20/2021	*	15:15	0-2	.000	0-0	.000	0-0	.000	0	2	2	4.3	3	1	1	0	0	0	4.8	
Oklahoma	11/27/2021	*	19:24	0-2	.000	0-0	.000	0-0	.000	3	4	7	4.8	1	0	3	1	0	0	3.8	
at Auburn	12/01/2021	*	30:57	4-7	.571	0-0	.000	3-4	.750	4	3	7	5.2	2	0	0	3	1	11	5.0	
Bethune-Cookman	12/05/2021	*	22:46	2-2	1.000	0-0	.000	2-3	.667	1	8	9	5.7	1	0	1	2	3	6	5.1	
N.C. A&T	12/11/2021	*	16:55	2-4	.500	0-0	.000	0-0	.000	5	2	7	5.9	1	0	1	0	0	4	5.0	
at Temple	12/15/2021	*	16:37	2-4	.500	0-0	.000	0-0	.000	1	1	2	5.4	5	1	2	2	1	4	4.9	
Totals			9	190:52	19-34	.559	0-0	.000	6-10	.600	22	27	49	5.4	19	6	12	16	7	44	4.9

Player Averages

Games Played	Minutes/game	Points/game	FG Pct	3FG Pct	FT Pct	Rebounds/game	Assists/game	Turnovers/game	Assist/Turnover ratio	Steals/game	Blocks/game
9	21.2	4.9	55.9	0.0	60.0	5.4	0.7	1.3	0.5	0.8	1.8

CAREER STATISTICS

SEASON	TEAM	GP-GS	MIN/AVG	Field Goals		3-Point		F-Throws		Rebounds				Scoring						
				FG-FGA	FG%	3FG-3FGA	3FG%	FT-FTA	FT%	OFF	DEF	TOT	AVG	PF-FO	A	TO	BLK	STL	PTS	AVG
2017-18	UNLV	30-0	276/9.2	22-40	.550	0-0	.000	18-29	.621	20	54	74	2.5	59-0	6	21	21	13	62	2.1
2018-19	UNLV	27-22	652/24.2	75-127	.591	0-2	.000	37-71	.521	71	112	183	6.8	90-2	8	35	41	20	187	6.9
2019-20	UNLV	32-27	812/25.4	93-171	.544	1-10	.100	60-93	.645	95	157	252	7.9	93-4	15	52	37	33	247	7.7
2020-21	UNLV	27-27	758/28.1	105-173	.607	0-1	.000	30-54	.556	76	123	199	7.4	68-2	20	37	27	33	240	8.9
2021-22	UCF	9-9	191/21.2	19-34	.559	0-0	.000	6-10	.600	22	27	49	5.4	19-1	6	12	16	7	44	4.9
TOTAL FOR UCF		9-9	191/21.2	19-34	.559	0-0	.000	6-10	.600	22	27	49	5.4	19-1	6	12	16	7	44	4.9
TOTAL		125-85	2689/21.5	314-545	.576	1-13	.077	151-257	.588	284	473	757	6.1	329-9	55	157	142	106	780	6.2



OVERALL STATISTICS



2021-22 UCF Men's Basketball Combined Team Statistics All games

Game Records

Record	Overall	Home	Away	Neutral
ALL GAMES	7-2	4-1	3-1	0-0
CONFERENCE	1-0	0-0	1-0	0-0
NON-CONFERENCE	6-2	4-1	2-1	0-0

Score by Periods

Team	1st	2nd	OT	TOT
UCF	325	336	0	661
Opponents	259	313	0	572

Team Box Score

No.	Player	Total					3-Point		F-Throw		Rebounds				PF DQ A TO BLK STL PTS AVG							
		GP-GS	MIN	AVG	FG-FGA	FG%	3FG-3FGA	3FG%	FT-FTA	FT%	OFF	DEF	TOT	AVG	PF	DQ	A	TO	BLK	STL	PTS	AVG
22	GREEN JR., Darin	9-9	256:36	28.5	50-109	.459	29-65	.446	14-18	.778	11	10	21	2.3	21	1	12	11	2	7	143	15.9
2	PERRY, Darius	9-9	249:40	27.7	35-71	.493	17-36	.472	15-18	.833	2	30	32	3.6	17	2	43	27	0	15	102	11.3
13	MAHAN, Brandon	9-8	241:53	26.9	23-73	.315	14-51	.275	24-24	1.000	6	21	27	3.0	17	0	19	16	3	14	84	9.3
21	WALKER, C.J.	9-8	231:26	25.7	31-55	.564	3-6	.500	18-24	.750	18	37	55	6.1	12	0	15	10	6	4	83	9.2
11	FREEMAN, Tyem	9-0	142:14	15.8	29-42	.690	3-10	.300	12-15	.800	11	15	26	2.9	14	0	10	9	0	3	73	8.1
3	ADAMS, Isaiah	9-1	148:02	16.4	17-47	.362	3-17	.176	14-23	.609	5	21	26	2.9	10	0	5	15	3	5	51	5.7
34	MBACKE DIONG, Cheikh	9-9	190:52	21.2	19-34	.559	0-0	.000	6-10	.600	22	27	49	5.4	19	1	6	12	16	7	44	4.9
24	FULLER JR., Dre	8-0	80:21	10.0	11-18	.611	1-4	.250	8-9	.889	5	15	20	2.5	10	0	6	6	0	3	31	3.9
1	JOHNSON JR., Tony	4-0	26:50	6.7	4-13	.308	4-7	.571	0-0	.000	1	2	3	0.8	1	0	1	3	0	1	12	3.0
4	REYNOLDS, Jamille	7-0	42:41	6.1	6-14	.429	0-0	.000	6-8	.750	4	4	8	1.1	7	0	0	5	1	1	18	2.6
0	JOHNSON, Darius	9-1	157:06	17.5	7-29	.241	0-10	.000	4-5	.800	3	16	19	2.1	12	1	15	13	0	7	18	2.0
20	MOBLEY, Sean	2-0	23:55	12.0	0-1	.000	0-1	.000	2-2	1.000	0	2	2	1.0	3	0	1	0	0	1	2	1.0
10	RENAUD, Levy	2-0	04:12	2.1	0-0	.000	0-0	.000	0-0	.000	0	0	0	0.0	0	0	0	0	0	0	0	0.0
25	ANDERS, Ryan	2-0	04:12	2.1	0-1	.000	0-1	.000	0-0	.000	0	0	0	0.0	0	0	0	0	0	1	0	0.0
Team											9	11	20					4				
Total		9	1800		232-507	.458	74-208	.356	123-156	.788	97	211	308	34.2	143	5	133	131	31	69	661	73.4
Opponents		9	1800		199-490	.406	58-222	.261	116-154	.753	93	191	284	31.6	151	3	106	149	24	76	572	63.6

Team Statistics

	UCF	OPP
Scoring	661	572
Points per game	73.4	63.6
Scoring margin	+9.9	-
Field goals-att	232-507	199-490
Field goal pct	.458	.406
3 point fg-att	74-208	58-222
3-point FG pct	.356	.261
3-pt FG made per game	8.2	6.4
Free throws-att	123-156	116-154
Free throw pct	.788	.753
F-Throws made per game	13.7	12.9
Rebounds	308	284
Rebounds per game	34.2	31.6
Rebounding margin	+2.7	-
Assists	133	106
Assists per game	14.8	11.8
Turnovers	131	149
Turnovers per game	14.6	16.6
Turnover margin	+2.0	-
Assist/turnover ratio	1.0	0.7
Steals	69	76
Steals per game	7.7	8.4
Blocks	31	24
Blocks per game	3.4	2.7
Winning streak	3	-
Home win streak	2	-
Attendance	20315	18306
Home games-Avg/Game	5-4063	4-4577
Neutral site-Avg/Game	-	0-0

Team Results

Date	Opponent	Score	Att.
11/10/2021	Robert Morris	W 69-59	4869
11/13/2021	at Miami (FL)	W 95-89	2950
11/16/2021	Jacksonville	W 63-54	3937
11/20/2021	at Evansville	W 75-59	3233
11/27/2021	Oklahoma	L 62-65	4198
12/01/2021	at Auburn	L 68-85	9121
12/05/2021	Bethune-Cookman	W 81-45	3804
12/11/2021	N.C. A&T	W 83-68	3507
12/15/2021	at Temple	W 65-48	3002





GAME-BY-GAME STATISTICS



**2021-22 UCF Men's Basketball
Team Game-by-Game
All games**

Opponent	Date	Score	W	Total		3-Pointers		Free throws		Rebounds										
				FG-FGA	PCT	3FG-3FGA	PCT	FT-FTA	PCT	OFF	DEF	TOT	AVG	PF	A	TO	BLK	STL	PTS	AVG
Robert Morris	11/10/2021	69-59	W	28-64	.438	6-24	.250	7-10	.700	10	24	34	34.0	15	11	9	8	9	69	69.0
at Miami (FL)	11/13/2021	95-89	W	30-60	.500	11-27	.407	24-27	.889	16	27	43	38.5	27	18	16	1	3	95	82.0
Jacksonville	11/16/2021	63-54	W	23-54	.426	7-24	.292	10-13	.769	8	14	22	33.0	7	16	8	4	11	63	75.7
at Evansville	11/20/2021	75-59	W	26-53	.491	10-20	.500	13-14	.929	9	23	32	32.8	16	13	13	1	4	75	75.5
Oklahoma	11/27/2021	62-65	L	23-51	.451	11-24	.458	5-8	.625	8	15	23	30.8	15	15	18	4	9	62	72.8
at Auburn	12/01/2021	68-85	L	21-59	.356	4-24	.167	22-29	.759	12	26	38	32.0	18	9	18	4	11	68	72.0
Bethune-Cookman	12/05/2021	81-45	W	28-51	.549	9-21	.429	16-18	.889	6	30	36	32.6	11	21	18	4	11	81	73.3
N.C. A&T	12/11/2021	83-68	W	32-61	.525	11-28	.393	8-15	.533	15	25	40	33.5	12	19	17	1	8	83	74.5
at Temple	12/15/2021	65-48	W	21-54	.389	5-16	.313	18-22	.818	13	27	40	34.2	22	11	14	4	3	65	73.4
Total		661		232-507	.458	74-208	.356	123-156	.788	97	211	308	34.2	143	133	131	31	69	661	73.4
Opponents		572		199-490	.406	58-222	.261	116-154	.753	93	191	284	31.6	151	106	149	24	76	572	63.6

UCF Averages

Games Played	Points/game	FG Pct	3FG Pct	FT Pct	Rebounds/game	Assists/game	Turnovers/game	Assist/Turnover ratio	Steals/game	Blocks/game
9	73.4	45.8	35.6	78.8	34.2	14.8	14.6	1.0	7.7	3.4



OPPONENT GAME-BY-GAME STATISTICS



**2021-22 UCF Men's Basketball
Opponents Game-by-Game
All games**

Opponent	Date	Score	Total		3-Pointers		Free throws		Rebounds				PF	A	TO	BLK	STL	PTS	AVG
			FG-FGA	PCT	3FG-3FGA	PCT	FT-FTA	PCT	OFF	DEF	TOT	AVG							
Robert Morris	11/10/2021	69-59 W	20-61	.328	4-23	.174	15-16	.938	17	27	44	44.0	14	11	16	4	4	59	59.0
at Miami (FL)	11/13/2021	95-89 W	26-57	.456	6-26	.231	31-39	.795	9	14	23	33.5	24	11	9	1	11	89	74.0
Jacksonville	11/16/2021	63-54 W	22-47	.468	9-21	.429	1-2	.500	10	26	36	34.3	16	13	24	1	4	54	67.3
at Evansville	11/20/2021	75-59 W	20-46	.435	10-29	.345	9-13	.692	5	18	23	31.5	13	12	16	1	7	59	65.3
Oklahoma	11/27/2021	62-65 L	24-44	.545	6-17	.353	11-13	.846	5	21	26	30.4	10	16	19	2	10	65	65.2
at Auburn	12/01/2021	68-85 L	29-64	.453	10-32	.313	17-22	.773	12	28	40	32.0	21	16	15	8	10	85	68.5
Bethune-Cookman	12/05/2021	81-45 W	19-56	.339	4-22	.182	3-10	.300	10	18	28	31.4	18	7	21	0	11	45	65.1
N.C. A&T	12/11/2021	83-68 W	24-59	.407	6-22	.273	14-17	.824	11	19	30	31.3	15	13	15	3	12	68	65.5
at Temple	12/15/2021	65-48 W	15-56	.268	3-30	.100	15-22	.682	14	20	34	31.6	20	7	14	4	7	48	63.6
Total		572	199-490	.406	58-222	.261	116-154	.753	93	191	284	31.6	151	106	149	24	76	572	63.6
UCF		661	232-507	.458	74-208	.356	123-156	.788	97	211	308	34.2	143	133	131	31	69	661	73.4

Opponents Averages

Games Played	Points/game	FG Pct	3FG Pct	FT Pct	Rebounds/game	Assists/game	Turnovers/game	Assist/Turnover ratio	Steals/game	Blocks/game
9	63.6	40.6	26.1	75.3	31.6	11.8	16.6	0.7	8.4	2.7



CATEGORY LEADERS



**2021-22 UCF Men's Basketball
Category Leaders
All games**

Page 1/3
as of Dec 17, 2021

Points

##	Player	G	Pts	Pts/G
22	Green Jr., Darin	9	143	15.9
2	Perry, Darius	9	102	11.3
13	Mahan, Brandon	9	84	9.3
21	Walker, C.J.	9	83	9.2
11	Freeman, Tyem	9	73	8.1
3	Adams, Isaiah	9	51	5.7
34	Mbacke Diong, Cheikh	9	44	4.9
24	Fuller Jr., Dre	8	31	3.9
4	Reynolds, Jamille	7	18	2.6
0	Johnson, Darius	9	18	2.0
1	Johnson Jr., Tony	4	12	3.0
20	Mobley, Sean	2	2	1.0

Scoring Average

##	Player	G	Pts	Pts/G
22	Green Jr., Darin	9	143	15.9
2	Perry, Darius	9	102	11.3
13	Mahan, Brandon	9	84	9.3
21	Walker, C.J.	9	83	9.2
11	Freeman, Tyem	9	73	8.1
3	Adams, Isaiah	9	51	5.7
34	Mbacke Diong, Cheikh	9	44	4.9
24	Fuller Jr., Dre	8	31	3.9
1	Johnson Jr., Tony	4	12	3.0
4	Reynolds, Jamille	7	18	2.6
0	Johnson, Darius	9	18	2.0
20	Mobley, Sean	2	2	1.0

Field Goal Percentage

##	Player	FG	Att	Pct
11	Freeman, Tyem	29	42	.690
24	Fuller Jr., Dre	11	18	.611
21	Walker, C.J.	31	55	.564
34	Mbacke Diong, Cheikh	19	34	.559
2	Perry, Darius	35	71	.493
22	Green Jr., Darin	50	109	.459
4	Reynolds, Jamille	6	14	.429
3	Adams, Isaiah	17	47	.362
13	Mahan, Brandon	23	73	.315
1	Johnson Jr., Tony	4	13	.308
0	Johnson, Darius	7	29	.241

Field Goal Attempts

##	Player	G	Att	Att/G
22	Green Jr., Darin	9	109	12.1
13	Mahan, Brandon	9	73	8.1
2	Perry, Darius	9	71	7.9
21	Walker, C.J.	9	55	6.1
3	Adams, Isaiah	9	47	5.2

Field Goals Made

##	Player	G	Made	Made/G
22	Green Jr., Darin	9	50	5.6
2	Perry, Darius	9	35	3.9
21	Walker, C.J.	9	31	3.4
11	Freeman, Tyem	9	29	3.2
13	Mahan, Brandon	9	23	2.6

3-Point FG Percentage

##	Player	3FG	Att	Pct
1	Johnson Jr., Tony	4	7	.571
21	Walker, C.J.	3	6	.500
2	Perry, Darius	17	36	.472
22	Green Jr., Darin	29	65	.446
11	Freeman, Tyem	3	10	.300
13	Mahan, Brandon	14	51	.275
24	Fuller Jr., Dre	1	4	.250
3	Adams, Isaiah	3	17	.176

3-Point FG Attempts

##	Player	G	Att	Att/G
22	Green Jr., Darin	9	65	7.2
13	Mahan, Brandon	9	51	5.7
2	Perry, Darius	9	36	4.0
3	Adams, Isaiah	9	17	1.9
11	Freeman, Tyem	9	10	1.1

3-Point FG Made

##	Player	G	Made	Made/G
22	Green Jr., Darin	9	29	3.2
2	Perry, Darius	9	17	1.9
13	Mahan, Brandon	9	14	1.6
1	Johnson Jr., Tony	4	4	1.0
21	Walker, C.J.	9	3	0.3



CATEGORY LEADERS



**2021-22 UCF Men's Basketball
Category Leaders
All games**

Free Throw Percentage

##	Player	Made	Att	Pct
20	Mobley, Sean	2	2	1.000
13	Mahan, Brandon	24	24	1.000
24	Fuller Jr., Dre	8	9	.889
2	Perry, Darius	15	18	.833
11	Freeman, Tyem	12	15	.800
0	Johnson, Darius	4	5	.800
22	Green Jr., Darin	14	18	.778
21	Walker, C.J.	18	24	.750
4	Reynolds, Jamille	6	8	.750
3	Adams, Isaiah	14	23	.609
34	Mbacke Diong, Cheikh	6	10	.600

Free Throw Attempts

##	Player	G	Att	Att/G
13	Mahan, Brandon	9	24	2.7
21	Walker, C.J.	9	24	2.7
3	Adams, Isaiah	9	23	2.6
22	Green Jr., Darin	9	18	2.0
2	Perry, Darius	9	18	2.0

Free Throws Made

##	Player	G	Made	Made/G
13	Mahan, Brandon	9	24	2.7
21	Walker, C.J.	9	18	2.0
2	Perry, Darius	9	15	1.7
22	Green Jr., Darin	9	14	1.6
3	Adams, Isaiah	9	14	1.6

Rebounds

##	Player	G	Reb	Reb/G
21	Walker, C.J.	9	55	6.1
34	Mbacke Diong, Cheikh	9	49	5.4
2	Perry, Darius	9	32	3.6
13	Mahan, Brandon	9	27	3.0
11	Freeman, Tyem	9	26	2.9

Assists

##	Player	G	Ast	Ast/G
2	Perry, Darius	9	43	4.8
13	Mahan, Brandon	9	19	2.1
21	Walker, C.J.	9	15	1.7
0	Johnson, Darius	9	15	1.7
22	Green Jr., Darin	9	12	1.3

Rebounds Average

##	Player	G	Reb	Reb/G
21	Walker, C.J.	9	55	6.1
34	Mbacke Diong, Cheikh	9	49	5.4
2	Perry, Darius	9	32	3.6
13	Mahan, Brandon	9	27	3.0
11	Freeman, Tyem	9	26	2.9

Steals

##	Player	G	Stl	Stl/G
2	Perry, Darius	9	15	1.7
13	Mahan, Brandon	9	14	1.6
22	Green Jr., Darin	9	7	0.8
34	Mbacke Diong, Cheikh	9	7	0.8
0	Johnson, Darius	9	7	0.8

Offensive Rebounds

##	Player	G	OReb	OReb/G
34	Mbacke Diong, Cheikh	9	22	2.4
21	Walker, C.J.	9	18	2.0
22	Green Jr., Darin	9	11	1.2
11	Freeman, Tyem	9	11	1.2
13	Mahan, Brandon	9	6	0.7

Blocked Shots

##	Player	G	Blk	Blk/G
34	Mbacke Diong, Cheikh	9	16	1.8
21	Walker, C.J.	9	6	0.7
13	Mahan, Brandon	9	3	0.3
3	Adams, Isaiah	9	3	0.3
22	Green Jr., Darin	9	2	0.2

Defensive Rebounds

##	Player	G	DReb	DReb/G
21	Walker, C.J.	9	37	4.1
2	Perry, Darius	9	30	3.3
34	Mbacke Diong, Cheikh	9	27	3.0
13	Mahan, Brandon	9	21	2.3
3	Adams, Isaiah	9	21	2.3

Minutes

##	Player	G	Min	Min/G
22	Green Jr., Darin	9	257	28:31
2	Perry, Darius	9	250	27:44
13	Mahan, Brandon	9	242	26:53
21	Walker, C.J.	9	231	25:43
34	Mbacke Diong, Cheikh	9	191	21:12



TEAM HIGHS



**2021-22 UCF Men's Basketball
Team High/Low Analysis
All games**

UCF - Game Highs

POINTS	95		at Miami (FL) (11/13/2021)
	83		N.C. A&T (12/11/2021)
	81		Bethune-Cookman (12/05/2021)
	75		at Evansville (11/20/2021)
	69		Robert Morris (11/10/2021)
FIELD GOALS MADE	32		N.C. A&T (12/11/2021)
	30		at Miami (FL) (11/13/2021)
FIELD GOAL ATTEMPTS	64		Robert Morris (11/10/2021)
	61		N.C. A&T (12/11/2021)
FIELD GOAL PERCENTAGE	.549	(28-51)	Bethune-Cookman (12/05/2021)
	.525	(32-61)	N.C. A&T (12/11/2021)
3 PT FG MADE	11		N.C. A&T (12/11/2021)
	11		Oklahoma (11/27/2021)
	11		at Miami (FL) (11/13/2021)
3 PT FG ATTEMPTS	28		N.C. A&T (12/11/2021)
	27		at Miami (FL) (11/13/2021)
3 PT FG PERCENTAGE	.500	(10-20)	at Evansville (11/20/2021)
	.458	(11-24)	Oklahoma (11/27/2021)
FREE THROWS MADE	24		at Miami (FL) (11/13/2021)
	22		at Auburn (12/01/2021)
FREE THROW ATTEMPTS	29		at Auburn (12/01/2021)
	27		at Miami (FL) (11/13/2021)
FREE THROW PERCENTAGE	.929	(13-14)	at Evansville (11/20/2021)
	.889	(24-27)	at Miami (FL) (11/13/2021)
	.889	(16-18)	Bethune-Cookman (12/05/2021)
REBOUNDS	43		at Miami (FL) (11/13/2021)
	40		at Temple (12/15/2021)
	40		N.C. A&T (12/11/2021)
ASSISTS	21		Bethune-Cookman (12/05/2021)
	19		N.C. A&T (12/11/2021)
STEALS	11		Bethune-Cookman (12/05/2021)
	11		at Auburn (12/01/2021)
	11		Jacksonville (11/16/2021)
BLOCKED SHOTS	8		Robert Morris (11/10/2021)
	4		at Temple (12/15/2021)
	4		Bethune-Cookman (12/05/2021)
	4		at Auburn (12/01/2021)
	4		Oklahoma (11/27/2021)
	4		Jacksonville (11/16/2021)
TURNOVERS	18		Bethune-Cookman (12/05/2021)
	18		at Auburn (12/01/2021)
	18		Oklahoma (11/27/2021)
FOULS	27		at Miami (FL) (11/13/2021)
	22		at Temple (12/15/2021)



OPPONENT HIGHS



**2021-22 UCF Men's Basketball
Team High/Low Analysis
All games**

Opponent - Game Highs

POINTS	89	at Miami (FL) (11/13/2021)
	85	at Auburn (12/01/2021)
	68	N.C. A&T (12/11/2021)
	65	Oklahoma (11/27/2021)
	59	at Evansville (11/20/2021)
	59	Robert Morris (11/10/2021)
FIELD GOALS MADE	29	at Auburn (12/01/2021)
	26	at Miami (FL) (11/13/2021)
FIELD GOAL ATTEMPTS	64	at Auburn (12/01/2021)
	61	Robert Morris (11/10/2021)
FIELD GOAL PERCENTAGE	.545 (24-44)	Oklahoma (11/27/2021)
	.468 (22-47)	Jacksonville (11/16/2021)
3 PT FG MADE	10	at Auburn (12/01/2021)
	10	at Evansville (11/20/2021)
3 PT FG ATTEMPTS	32	at Auburn (12/01/2021)
	30	at Temple (12/15/2021)
3 PT FG PERCENTAGE	.429 (9-21)	Jacksonville (11/16/2021)
	.353 (6-17)	Oklahoma (11/27/2021)
FREE THROWS MADE	31	at Miami (FL) (11/13/2021)
	17	at Auburn (12/01/2021)
FREE THROW ATTEMPTS	39	at Miami (FL) (11/13/2021)
	22	at Temple (12/15/2021)
	22	at Auburn (12/01/2021)
FREE THROW PERCENTAGE	.938 (15-16)	Robert Morris (11/10/2021)
	.846 (11-13)	Oklahoma (11/27/2021)
REBOUNDS	44	Robert Morris (11/10/2021)
	40	at Auburn (12/01/2021)
ASSISTS	16	at Auburn (12/01/2021)
	16	Oklahoma (11/27/2021)
STEALS	12	N.C. A&T (12/11/2021)
	11	Bethune-Cookman (12/05/2021)
	11	at Miami (FL) (11/13/2021)
BLOCKED SHOTS	8	at Auburn (12/01/2021)
	4	at Temple (12/15/2021)
	4	Robert Morris (11/10/2021)
TURNOVERS	24	Jacksonville (11/16/2021)
	21	Bethune-Cookman (12/05/2021)
FOULS	24	at Miami (FL) (11/13/2021)
	21	at Auburn (12/01/2021)



TEAM LOWS



2021-22 UCF Men's Basketball
Team High/Low Analysis
All games

UCF - Game Lows

POINTS	62	Oklahoma (11/27/2021)
	63	Jacksonville (11/16/2021)
	65	at Temple (12/15/2021)
	68	at Auburn (12/01/2021)
	69	Robert Morris (11/10/2021)
FIELD GOALS MADE	21	at Temple (12/15/2021)
	21	at Auburn (12/01/2021)
FIELD GOAL ATTEMPTS	51	Bethune-Cookman (12/05/2021)
	51	Oklahoma (11/27/2021)
FIELD GOAL PERCENTAGE	.356 (21-59)	at Auburn (12/01/2021)
	.389 (21-54)	at Temple (12/15/2021)
3 PT FG MADE	4	at Auburn (12/01/2021)
	5	at Temple (12/15/2021)
3 PT FG ATTEMPTS	16	at Temple (12/15/2021)
	20	at Evansville (11/20/2021)
3 PT FG PERCENTAGE	.167 (4-24)	at Auburn (12/01/2021)
	.250 (6-24)	Robert Morris (11/10/2021)
FREE THROWS MADE	5	Oklahoma (11/27/2021)
	7	Robert Morris (11/10/2021)
FREE THROW ATTEMPTS	8	Oklahoma (11/27/2021)
	10	Robert Morris (11/10/2021)
FREE THROW PERCENTAGE	.533 (8-15)	N.C. A&T (12/11/2021)
	.625 (5-8)	Oklahoma (11/27/2021)
REBOUNDS	22	Jacksonville (11/16/2021)
	23	Oklahoma (11/27/2021)
ASSISTS	9	at Auburn (12/01/2021)
	11	at Temple (12/15/2021)
	11	Robert Morris (11/10/2021)
STEALS	3	at Temple (12/15/2021)
	3	at Miami (FL) (11/13/2021)
BLOCKED SHOTS	1	N.C. A&T (12/11/2021)
	1	at Evansville (11/20/2021)
	1	at Miami (FL) (11/13/2021)
TURNOVERS	8	Jacksonville (11/16/2021)
	9	Robert Morris (11/10/2021)
FOULS	7	Jacksonville (11/16/2021)
	11	Bethune-Cookman (12/05/2021)



OPPONENT LOWS



**2021-22 UCF Men's Basketball
Team High/Low Analysis
All games**

Opponent - Game Lows

POINTS	45		Bethune-Cookman (12/05/2021)
	48		at Temple (12/15/2021)
	54		Jacksonville (11/16/2021)
	59		at Evansville (11/20/2021)
	59		Robert Morris (11/10/2021)
FIELD GOALS MADE	15		at Temple (12/15/2021)
	19		Bethune-Cookman (12/05/2021)
FIELD GOAL ATTEMPTS	44		Oklahoma (11/27/2021)
	46		at Evansville (11/20/2021)
FIELD GOAL PERCENTAGE	.268	(15-56)	at Temple (12/15/2021)
	.328	(20-61)	Robert Morris (11/10/2021)
3 PT FG MADE	3		at Temple (12/15/2021)
	4		Bethune-Cookman (12/05/2021)
	4		Robert Morris (11/10/2021)
3 PT FG ATTEMPTS	17		Oklahoma (11/27/2021)
	21		Jacksonville (11/16/2021)
3 PT FG PERCENTAGE	.100	(3-30)	at Temple (12/15/2021)
	.174	(4-23)	Robert Morris (11/10/2021)
FREE THROWS MADE	1		Jacksonville (11/16/2021)
	3		Bethune-Cookman (12/05/2021)
FREE THROW ATTEMPTS	2		Jacksonville (11/16/2021)
	10		Bethune-Cookman (12/05/2021)
FREE THROW PERCENTAGE	.300	(3-10)	Bethune-Cookman (12/05/2021)
	.500	(1-2)	Jacksonville (11/16/2021)
REBOUNDS	23		at Evansville (11/20/2021)
	23		at Miami (FL) (11/13/2021)
ASSISTS	7		at Temple (12/15/2021)
	7		Bethune-Cookman (12/05/2021)
STEALS	4		Jacksonville (11/16/2021)
	4		Robert Morris (11/10/2021)
BLOCKED SHOTS	0		Bethune-Cookman (12/05/2021)
	1		at Evansville (11/20/2021)
	1		Jacksonville (11/16/2021)
	1		at Miami (FL) (11/13/2021)
TURNOVERS	9		at Miami (FL) (11/13/2021)
	14		at Temple (12/15/2021)
FOULS	10		Oklahoma (11/27/2021)
	13		at Evansville (11/20/2021)



UCF INDIVIDUAL HIGHS



**2021-22 UCF Men's Basketball
Player Highs Analysis
All games**

UCF - Individual Game Highs

POINTS	23		Darin Green Jr. at Miami (FL) (11/13/2021)
	18		Brandon Mahan at Temple (12/15/2021)
	18		Darin Green Jr. vs N.C. A&T (12/11/2021)
	18		Darin Green Jr. vs Bethune-Cookman (12/05/2021)
	18		Darius Perry at Auburn (12/01/2021)
	18		Darius Perry vs Robert Morris (11/10/2021)
FIELD GOALS MADE	9		Darin Green Jr. at Miami (FL) (11/13/2021)
	7		Darin Green Jr. vs N.C. A&T (12/11/2021)
	7		Darius Perry vs Oklahoma (11/27/2021)
	7		Darius Perry vs Robert Morris (11/10/2021)
FIELD GOAL ATTEMPTS	16		Darin Green Jr. at Miami (FL) (11/13/2021)
	15		Darius Perry vs Robert Morris (11/10/2021)
FIELD GOAL PERCENTAGE (min 5 made)	.750	(6-8)	Tyem Freeman at Temple (12/15/2021)
	.750	(6-8)	C.J. Walker at Miami (FL) (11/13/2021)
3 PT FG MADE	5		Darin Green Jr. vs Oklahoma (11/27/2021)
	5		Darin Green Jr. at Miami (FL) (11/13/2021)
3 PT FG ATTEMPTS	10		Darin Green Jr. vs N.C. A&T (12/11/2021)
	10		Darin Green Jr. vs Oklahoma (11/27/2021)
3 PT FG PERCENTAGE (min 2 made)	1.000	(2-2)	Darius Perry vs Bethune-Cookman (12/05/2021)
	1.000	(2-2)	Tony Johnson Jr. vs Oklahoma (11/27/2021)
FREE THROWS MADE	10		Brandon Mahan at Miami (FL) (11/13/2021)
	7		Brandon Mahan at Temple (12/15/2021)
FREE THROW ATTEMPTS	10		Brandon Mahan at Miami (FL) (11/13/2021)
	9		Isaiah Adams at Auburn (12/01/2021)
FREE THROW PERCENTAGE (min 3 made)	1.000	(10-10)	Brandon Mahan at Miami (FL) (11/13/2021)
	1.000	(7-7)	Brandon Mahan at Temple (12/15/2021)
	1.000	(6-6)	Darius Perry at Auburn (12/01/2021)
	1.000	(6-6)	Dre Fuller Jr. at Miami (FL) (11/13/2021)
	1.000	(4-4)	Darin Green Jr. vs Bethune-Cookman (12/05/2021)
	1.000	(4-4)	Tyem Freeman vs Bethune-Cookman (12/05/2021)
	1.000	(4-4)	Darius Perry vs Jacksonville (11/16/2021)
	1.000	(3-3)	Darin Green Jr. at Temple (12/15/2021)
	1.000	(3-3)	Isaiah Adams vs Bethune-Cookman (12/05/2021)
	1.000	(3-3)	C.J. Walker vs Jacksonville (11/16/2021)
REBOUNDS	12		C.J. Walker at Temple (12/15/2021)
	11		C.J. Walker at Miami (FL) (11/13/2021)
ASSISTS	8		Darius Perry vs Oklahoma (11/27/2021)
	6		Darius Perry vs N.C. A&T (12/11/2021)
	6		Darius Perry vs Bethune-Cookman (12/05/2021)
	6		Darius Perry vs Jacksonville (11/16/2021)
	6		Darius Perry at Miami (FL) (11/13/2021)
STEALS	5		Darius Perry at Auburn (12/01/2021)
	4		Darius Perry vs Jacksonville (11/16/2021)
BLOCKED SHOTS	5		Cheikh Mbacke Diong vs Robert Morris (11/10/2021)
	3		Cheikh Mbacke Diong at Auburn (12/01/2021)
TURNOVERS	8		Darius Perry at Auburn (12/01/2021)
	5		Isaiah Adams at Evansville (11/20/2021)
FOULS	5		Darius Perry at Temple (12/15/2021)
	5		Darin Green Jr. at Temple (12/15/2021)
	5		Cheikh Mbacke Diong at Temple (12/15/2021)
	5		Darius Johnson at Miami (FL) (11/13/2021)
	5		Darius Perry at Miami (FL) (11/13/2021)



OPPONENT INDIVIDUAL HIGHS



**2021-22 UCF Men's Basketball
Player Highs Analysis
All games**

Opponent - Individual Game Highs

POINTS	28		Kameron McGusty at Miami (FL) (11/13/2021)
	20		Jabari Smith at Auburn (12/01/2021)
	20		Isaiah Wong at Miami (FL) (11/13/2021)
	17		Demetric Horton vs N.C. A&T (12/11/2021)
	17		Walker Kessler at Auburn (12/01/2021)
FIELD GOALS MADE	8		Walker Kessler at Auburn (12/01/2021)
	7		Kameron McGusty at Miami (FL) (11/13/2021)
	7		Isaiah Wong at Miami (FL) (11/13/2021)
FIELD GOAL ATTEMPTS	15		Joe French vs Bethune-Cookman (12/05/2021)
	14		Walker Kessler at Auburn (12/01/2021)
	14		Kameron McGusty at Miami (FL) (11/13/2021)
FIELD GOAL PERCENTAGE (min 5 made)	1.000	(5-5)	Osayi Osifo vs Jacksonville (11/16/2021)
	.714	(5-7)	Noah Frederking at Evansville (11/20/2021)
	.714	(5-7)	Sam Waardenburg at Miami (FL) (11/13/2021)
3 PT FG MADE	4		Shamar Givance at Evansville (11/20/2021)
	3		Demetric Horton vs N.C. A&T (12/11/2021)
	3		Jabari Smith at Auburn (12/01/2021)
	3		Umoja Gibson vs Oklahoma (11/27/2021)
	3		Tommy Bruner vs Jacksonville (11/16/2021)
	3		Jordan Davis vs Jacksonville (11/16/2021)
	3		Jordan Davis vs Jacksonville (11/16/2021)
3 PT FG ATTEMPTS	8		Damian Dunn at Temple (12/15/2021)
	8		Joe French vs Bethune-Cookman (12/05/2021)
3 PT FG PERCENTAGE (min 2 made)	1.000	(2-2)	Lior Berman at Auburn (12/01/2021)
	.600	(3-5)	Demetric Horton vs N.C. A&T (12/11/2021)
	.600	(3-5)	Umoja Gibson vs Oklahoma (11/27/2021)
	.600	(3-5)	Jordan Davis vs Jacksonville (11/16/2021)
FREE THROWS MADE	14		Kameron McGusty at Miami (FL) (11/13/2021)
	6		Enoch Cheeks vs Robert Morris (11/10/2021)
FREE THROW ATTEMPTS	17		Kameron McGusty at Miami (FL) (11/13/2021)
	7		Tai Strickland at Temple (12/15/2021)
	7		Anthony Walker at Miami (FL) (11/13/2021)
FREE THROW PERCENTAGE (min 3 made)	1.000	(6-6)	Enoch Cheeks vs Robert Morris (11/10/2021)
	1.000	(5-5)	Marcus Watson vs N.C. A&T (12/11/2021)
	1.000	(5-5)	Isaiah Wong at Miami (FL) (11/13/2021)
	1.000	(4-4)	Wendell Green Jr. at Auburn (12/01/2021)
	1.000	(4-4)	Umoja Gibson vs Oklahoma (11/27/2021)
	1.000	(4-4)	Evan Kuhlman at Evansville (11/20/2021)
	1.000	(4-4)	Sam Waardenburg at Miami (FL) (11/13/2021)
	1.000	(4-4)	Kahliel Spear vs Robert Morris (11/10/2021)
1.000	(3-3)	Ethan Chargois vs Oklahoma (11/27/2021)	
REBOUNDS	14		Walker Kessler at Auburn (12/01/2021)
	10		Enoch Cheeks vs Robert Morris (11/10/2021)
ASSISTS	7		Jordan Goldwire vs Oklahoma (11/27/2021)
	6		Shamar Givance at Evansville (11/20/2021)
STEALS	4		Jordan Goldwire vs Oklahoma (11/27/2021)
	3		Tai Strickland at Temple (12/15/2021)
	3		Webster Filmore vs N.C. A&T (12/11/2021)
	3		Dylan Robertson vs Bethune-Cookman (12/05/2021)
	3		Marcus Garrett vs Bethune-Cookman (12/05/2021)
	3		Damani McEntire vs Bethune-Cookman (12/05/2021)
	3		Jabari Smith at Auburn (12/01/2021)
	3		Jalen Hill vs Oklahoma (11/27/2021)
	3		Jawaun Newton at Evansville (11/20/2021)
	3		Jawaun Newton at Evansville (11/20/2021)



GAME 10 | NORTH ALABAMA

BOX SCORES

GAME 1 | UCF 69, ROBERT MORRIS 59 NOV. 10, 2021 | ORLANDO, FLA.

GAME 2 | UCF 95, MIAMI 89 NOV. 13, 2021 | MIAMI, FLA.

Official Basketball Box Score - Final													Game Time: 7:00 PM		
Robert Morris at UCF													Game Duration: 1:59		
11/10/21 Addition Financial Arena, Orlando													Attendance: 4,969		
2021-22 Men's Basketball													Officials: Joe Lindsay, Chuck Jones, Matt Jaraman		
Robert Morris - 52															
NO. Name	Min	FG	3P	FT	Rebounds	Fouls	TP	AS	TO	ST	Blocks	+/-	Shooting By Period		
2 Kahlie Spear	F 10:52	1-4	0-1	0-0	2 2 4	2	1	2	0	0	0	-15	1st FG%	10-36 27.8%	
35 Justin Winston	F 15:47	1-3	0-2	0-0	0 1 1	2	0	2	2	4	0	-12	3PT%	2-15 13.3%	
1 Michael Green III	G 11:01	0-3	0-2	0-0	0 1 1	1	0	0	2	0	0	-16	FT%	3-4 75%	
3 Rashem Dunn	G 17:56	1-6	0-1	3-4	1 0 1	1	0	4	5	2	0	-17	GM FG%	10-36 27.8%	
5 Enoch Cheeks	G 12:57	1-5	0-1	0-0	3 2 5	1	0	2	0	1	0	-20	3PT%	2-15 13.3%	
21 Matt Meyers	07:41	0-0	0-0	0-0	1 1 2	0	0	0	0	0	0	0	FT%	3-4 75.0%	
11 Jaron Williams	11:03	3-5	0-2	0-0	3 1 4	0	0	6	1	1	0	-1	Dead Ball Rebounds: 1 0		
31 Ferron Flavours Jr.	07:03	2-6	2-5	0-0	1 1 0	0	0	6	1	0	1	0			
4 Mattia Acunzo	05:40	1-4	0-1	0-0	1 1 2	0	0	2	0	0	0	-7			
Team					3 1 4			0							
Totals		10-36	2-15	3-4	14 11 25	6	6	25	6	8	1	0	4	-17	
Technical Fouls: NONE															
UCF - 42															
NO. Name	Min	FG	3P	FT	Rebounds	Fouls	TP	AS	TO	ST	Blocks	+/-	Shooting By Period		
3 Isaiah Adams	F 14:04	1-3	0-2	0-0	0 1 1	1	2	2	0	1	1	0	16	1st FG%	17-32 53.1%
34 Cheikh Mbacke Diang	F 16:10	5-6	3-4	0-0	5 5 0	5	0	13	0	0	0	21	3PT%	5-13 38.5%	
13 Brandon Mahan	G 07:17	0-2	0-2	0-0	0 0 0	2	0	0	0	1	1	0	0	GM FG%	17-32 53.1%
22 Darin Green Jr.	G 17:21	3-7	2-3	0-0	0 0 0	1	1	8	1	1	1	14	3PT%	5-13 38.5%	
0 Darius Johnson	09:21	1-2	0-1	0-0	0 1 1	0	1	2	1	2	0	0	0	FT%	3-3 100%
11 Tyem Freeman	06:30	1-1	0-0	0-0	0 0 0	0	1	2	0	0	0	-3	GM FG%	17-32 53.1%	
21 C.J. Walker	11:50	3-6	0-1	1-1	3 3 6	0	2	7	2	0	0	1	0	3PT%	5-13 38.5%
24 Dre Fuller Jr.	05:09	1-3	0-0	2-2	0 0 0	1	1	4	0	0	0	5	FT%	3-3 100%	
Team					0 1 1			0						Dead Ball Rebounds: 0 0	
Totals		17-32	5-13	3-3	4 12 16	6	4	42	6	2	5	4	0	17	
Technical Fouls: NONE															
RMU vs UCF															
Biggest lead	2 (1st 19:33)		19 (1st 1:41)		Points from Turnovers	4	12	Period by Period Scoring	1st 2nd TOT						
Best Scoring Run	7 (1st 13:17)		11 (1st 15:46)		Paint	14	22	RMU	25	34	59				
Lead Changes	3				Second Chance	13	4	UCF	42	27	69				
Times Tied	0				Fast Breaks	2	10								
Time with Lead	00:24		19:09		Bench	14	15								

Official Basketball Box Score - Final													Game Time: 1:00 PM		
UCF at Miami (FL)													Game Duration: 2:30		
11/13/21 Watsco Center, Coral Gables, Fla.													Attendance: 2,950		
2021-22 Men's Basketball													Officials: Ron Groover, Bert Smith, Ben Lenox		
UCF - 95															
NO. Name	Min	FG	3P	FT	Rebounds	Fouls	TP	AS	TO	ST	Blocks	+/-	Shooting By Period		
21 C.J. Walker	F 30:34	6-8	1-2	1-2	3 8 11	3	3	14	1	1	0	0	4	1st FG%	16-33 48.5%
34 Cheikh Mbacke Diang	F 17:59	3-4	0-0	1-2	3 3 6	4	3	7	3	3	0	1	0	3PT%	6-16 37.5%
0 Darius Johnson	G 19:59	0-3	0-1	2-2	2 2 4	5	2	2	0	2	0	0	1	FT%	5-6 83.3%
22 Darin Green Jr.	G 24:05	3-4	1-2	2-2	0 5 5	5	3	6	4	1	0	0	18	2nd FG%	14-27 51.9%
3 Isaiah Adams	28:15	4-11	2-5	2-3	0 4 4	1	3	12	2	1	0	0	-9	FT%	19-21 90.5%
13 Brandon Mahan	26:36	2-7	1-6	10-10	1 2 3	3	6	15	5	4	2	0	0	GM FG%	30-60 50.0%
11 Tyem Freeman	09:37	3-4	1-1	0-0	2 1 3	2	1	7	0	0	0	0	-3	3PT%	11-27 40.7%
4 Jamille Reynolds	02:00	0-0	0-0	0-0	0 0 0	0	0	0	0	0	0	0	-1	FT%	24-27 88.9%
24 Dre Fuller Jr.	07:40	0-2	0-1	6-6	1 1 2	1	3	6	1	1	0	0	-9	Dead Ball Rebounds: 2 0	
1 Tony Johnson Jr.	00:52	0-1	0-0	0-0	1 0 1	0	0	0	0	0	0	0	1		
Team					2 0 2			0							
Totals		30-60	11-27	24-27	16 27 43	27	24	95	18	16	3	1	1	6	
Technical Fouls: NONE															
Miami (FL) - 89															
NO. Name	Min	FG	3P	FT	Rebounds	Fouls	TP	AS	TO	ST	Blocks	+/-	Shooting By Period		
21 Sam Waardenburg	F 25:38	5-7	2-4	4-4	2 2 4	2	16	1	1	1	0	0	2	1st FG%	7-25 28.0%
2 Isaiah Walker	G 31:05	7-10	1-3	5-5	1 4 5	2	6	20	3	0	1	0	0	3PT%	2-15 13.3%
3 Charlie Moore	G 26:59	1-8	1-6	1-2	0 1 1	3	1	4	3	2	0	0	-8	FT%	19-23 82.6%
11 Jordan Miller	G 19:14	1-7	0-3	2-2	3 1 4	5	1	4	0	3	2	0	-12	3PT%	4-11 36.4%
23 Kameron McCusty	G 36:49	7-14	0-5	14-17	0 3 0	0	0	28	1	0	2	0	-7	FT%	12-16 75%
1 Anthony Walker	25:47	4-8	1-3	3-7	0 1 1	5	4	12	1	2	2	1	0	GM FG%	26-57 45.6%
5 Harlon Beverly	06:40	0-2	0-1	0-0	1 1 2	0	2	0	1	1	2	0	-9	3PT%	6-26 23.1%
14 Rodney Miller Jr.	02:36	0-0	0-0	0-0	0 0 0	0	0	0	0	0	0	0	3	FT%	31-39 79.5%
55 Wooga Poplar	01:58	0-0	0-0	0-0	0 0 0	0	0	0	0	0	0	0	0	Dead Ball Rebounds: 3 1	
4 Benseley Joseph	17:01	1-1	0-0	1-1	2 0 3	1	2	0	3	1	0	0	0		
22 Deng Gak	06:11	0-0	0-0	2-2	0 0 0	3	1	2	0	0	0	0	-1		
Team					2 0 2			0							
Totals		26-57	6-26	31-39	9 14 23	24	27	89	11	9	11	1	1	6	
Technical Fouls: NONE															
UCF vs MIA															
Biggest lead	17 (2nd 17:30)		2 (1st 19:49)		Points from Turnovers	8	25	Period by Period Scoring	1st 2nd TOT						
Best Scoring Run	9 (2nd 17:30)		8 (2nd 12:21)		Paint	24	32	UCF	43	52	95				
Lead Changes	0				Second Chance	17	12	MIA	35	54	89				
Times Tied	0				Fast Breaks	7	8								
Time with Lead	39:14		00:35		Bench	40	17								

GAME 3 | UCF 63, JACKSONVILLE 54 NOV. 16, 2021 | ORLANDO, FLA.

GAME 4 | UCF 75, EVANSVILLE 59 NOV. 20, 2021 | EVANSVILLE, IND.

Official Basketball Box Score - Final													Game Time: 7:00 PM		
Jacksonville at UCF													Game Duration: 1:51		
11/16/21 Addition Financial Arena, Orlando													Attendance: 3,937		
2021-22 Men's Basketball													Officials: Byron Jarrett, Patrick Evans, Randy Heimerman		
Jacksonville - 54															
NO. Name	Min	FG	3P	FT	Rebounds	Fouls	TP	AS	TO	ST	Blocks	+/-	Shooting By Period		
12 Mike Marsh	F 09:49	1-3	0-0	1-2	1 3 4	2	3	2	0	0	0	0	2	1st FG%	12-22 54.5%
15 Osayi Osilo	F 33:03	5-5	0-0	3 4 7	4 2 10	0	5	0	0	0	0	-10	3PT%	4-9 44.4%	
11 Jordan Davis	G 37:35	5-11	3-5	0-0	1 4 5	0	0	13	3	3	1	1	-8	FT%	0-0 0%
23 Tyreese Davis	G 12:28	0-1	0-1	0-0	0 2 2	0	0	0	1	2	0	0	-11	2nd FG%	10-25 40.0%
3 George Priddett	G 12:38	1-2	1-2	0-0	2 2 0	0	3	0	2	0	0	0	-11	3PT%	5-12 41.7%
5 Bryce Workman	23:23	1-2	0-0	0-0	1 1 2	4	1	2	1	1	2	0	0	FT%	1-2 50%
10 Gyasi Powell	27:28	2-7	2-5	0-0	5 5 2	1	6	1	2	0	0	1	2	GM FG%	22-47 46.8%
11 Tommy Bruner	27:26	5-12	3-7	0-0	3 5 2	1	13	3	2	1	0	2	2	3PT%	9-21 42.9%
0 Rod Brown	13:45	2-2	0-0	0-0	0 3 0	0	0	4	1	0	0	0	2	FT%	1-2 50.0%
2 Isaiah Broady	02:25	0-2	0-1	0-0	0 0 0	0	0	0	0	0	0	0	-1	Dead Ball Rebounds: 2 0	
Team					3 1 4			0							
Totals		22-47	9-21	1-2	10 26 36	16	7	54	13	24	4	1	4	-9	
Technical Fouls: NONE															
UCF - 63															
NO. Name	Min	FG	3P	FT	Rebounds	Fouls	TP	AS	TO	ST	Blocks	+/-	Shooting By Period		
21 C.J. Walker	F 26:32	3-5	0-1	3-3	0 1 1	0	2	9	1	1	0	0	4	1st FG%	12-29 41.4%
34 Cheikh Mbacke Diang	F 27:40	4-6	0-0	1-1	2 0 2	1	3	8	1	1	2	2	0	3PT%	3-15 20.0%
2 Darius Perry	G 30:01	2-9	1-6	4-4	0 2 2	1	3	9	6	2	4	0	0	FT%	2-2 100%
13 Brandon Mahan	G 30:35	3-7	3-7	0-0	2 2 0	2	0	9	2	0	3	1	0	2nd FG%	11-25 44.0%
22 Darin Green Jr.	G 25:18	4-10	2-6	1-2	1 2 3	2	1	11	1	3	0	0	12	3PT%	4-9 44.4%
0 Darius Johnson	13:56	0-2	0-0	0-0	0 0 0	0	0	2	1	0	0	0	-7	FT%	1-2 50%
3 Isaiah Adams	13:28	0-6	0-2	0-0	1 1 0	1	0	0	0	1	1	0	-5	GM FG%	22-47 46.8%
4 Jamille Reynolds	05:18	1-2	0-0	2-2	1 1 0	1	1	4	0	0	0	0	0	3PT%	7-24 29.2%
11 Tyem Freeman															



GAME 10 | NORTH ALABAMA

BOX SCORES

GAME 5 | UCF 62, OKLAHOMA 65 NOV. 27, 2021 | ORLANDO, FLA.

GAME 6 | UCF 68, #21 AUBURN 85 DEC. 1, 2021 | AUBURN, ALA.

Official Basketball Box Score - Final															Game Time: 2:00 PM		
Oklahoma at UCF															Game Duration: 1:55		
11/27/21 Addition Financial Arena, Orlando															Attendance: 4,198		
2021-22 Men's Basketball															Officials: Rick Crawford, Bryon Jamett, Terry Oglesby		
Oklahoma - 65															Record: 6-1		
NO. Name	Min	FG	3P	FT	Rebounds	Fouls	TP	AS	TO	ST	Blocks	BS	BA	+/-	Shooting By Period		
1 Jalen Hill	31:41	4-4	1-1	0-0	1 3 4	1 1 1	9	0	1	3	1	0	1	14	1st FG%	11-23 47.8%	
35 Tanner Groves	F 24:32	4-6	0-1	1-2	2 2 4	2 3 9	2	1	0	1	0	1	0	0	3PT%	3-4 75%	
0 Jordan Goldwire	G 34:13	4-8	1-2	2-2	0 4 4	3 1 11	7	1	4	0	1	1	11	2nd FG%	13-21 61.9%		
2 Uroga Gibson	G 26:32	3-5	3-5	4-4	0 2 2	1 2 13	2	2	0	0	0	0	0	0	3PT%	3-8 37.5%	
55 Elijah Hallless	G 33:42	4-9	0-3	1-2	0 4 4	1 3 9	2	5	1	0	1	4	1	4	FT%	8-9 88.9%	
22 CJ Noland	09:40	0-1	0-0	0-0	0 0 0	0 0 0	0	1	2	1	0	0	0	0	GM FG%	24-44 54.5%	
14 Bijan Cortes	09:07	0-0	0-0	0-0	0 0 0	0 0 0	0	1	1	0	0	0	0	0	3PT%	6-11 54.5%	
34 Jacob Groves	10:31	1-4	0-2	0-0	1 1 1	2 0 2	0	4	0	0	0	0	0	0	FT%	11-13 84.6%	
15 Ethan Charoiss	15:07	4-5	1-2	3-3	1 3 4	0 4 12	1	2	1	1	0	1	0	3	Dead Ball Rebounds: 2, 0		
3 Alston Mason	04:35	0-2	0-1	0-0	0 0 0	0 0 0	0	0	0	0	0	0	1	8			
Team					1 2 3	0 0 0	0	3									
Totals		24-44	6-17	11-13	5 21 26	10 15 65	16	19	10	2	4	3	4	3	Technical Fouls: NONE		
UCF - 62															Record: 4-1		
NO. Name	Min	FG	3P	FT	Rebounds	Fouls	TP	AS	TO	ST	Blocks	BS	BA	+/-	Shooting By Period		
21 C.J. Walker	F 23:25	2-3	1-1	0-0	0 3 3	3 1 5	1	2	1	2	0	0	0	5	1st FG%	9-27 33.3%	
34 Cheikh Mbacke Diang	F 19:24	0-2	0-0	0-0	3 4 7	1 1 0	0	0	3	0	0	0	1	0	3PT%	4-13 30.8%	
2 Darius Perry	G 32:19	7-13	2-5	0-2	1 2 3	0 2 16	8	3	1	0	0	1	0	11	FT%	2-2 100%	
13 Brandon Mahan	G 33:33	2-6	1-4	2-2	0 0 0	2 2 7	1	1	2	1	0	1	0	1	2nd FG%	14-25 56.0%	
22 Darin Green Jr.	G 30:14	6-13	5-10	0-0	1 1 1	3 1 17	2	1	2	0	0	0	0	0	3PT%	7-11 63.6%	
11 Tyem Freeman	17:55	2-4	0-0	3-4	1 1 4	2 3 7	2	3	2	0	0	1	0	0	FT%	3-6 50%	
20 Sean Mobley	09:05	0-1	0-1	0-0	0 2 2	0 0 0	0	0	0	0	0	0	0	0	GM FG%	21-54 38.9%	
3 Isaiah Adams	06:15	0-2	0-1	0-0	0 0 0	0 0 0	0	0	0	0	0	0	0	0	3PT%	6-11 54.5%	
0 Darius Johnson	07:41	1-1	0-0	0-0	0 0 0	3 2 0	0	0	1	0	0	0	0	0	FT%	5-8 62.5%	
24 Dre Fuller Jr.	07:09	1-1	0-0	0-0	0 1 1	1 0 2	0	1	0	0	0	0	0	0	Dead Ball Rebounds: 2, 0		
1 Tony Johnson Jr.	13:00	2-5	2-2	0-0	0 1 1	0 6 1	2	1	2	1	0	1	1	1			
Team					1 0 1	0 0 0	0	0									
Totals		23-51	11-24	5-6	8 15 23	15 10 62	15	18	9	4	2	3	3	3	Technical Fouls: NONE		
Statistical Summary																	
Biggest lead	OKL 10 (2nd 8:23)		UCF 4 (1st 12:49)		Points from Turnovers	OKL 20	UCF 20	Period by Period Scoring									
Best Scoring Run	10 (1st 5:56)		9 (1st 12:49)		Paint	OKL 34	UCF 14	1st 2nd TOT									
Lead Changes	8		8		Second Chance	OKL 5	UCF 11	OKL 28		UCF 37		65					
Times Tied	2		2		Fast Breaks	OKL 16	UCF 12	UCF 24		38		62					
Time with Lead	33:47		05:33		Bench	OKL 14	UCF 17										

Official Basketball Box Score - Final															Game Time: 7:00 PM		
UCF at Auburn															Game Duration: 2:04		
12/01/21 Auburn Arena, Auburn															Attendance: 9,151		
2021-22 Men's Basketball															Officials: Terry Oglesby, Doug Shows, Jesse News		
UCF - 68															Record: 4-2		
NO. Name	Min	FG	3P	FT	Rebounds	Fouls	TP	AS	TO	ST	Blocks	BS	BA	+/-	Shooting By Period		
21 C.J. Walker	F 26:16	3-5	0-0	4-6	2 4 6	1 3 10	1	0	0	1	0	0	1	0	3	1st FG%	13-30 43.3%
34 Cheikh Mbacke Diang	F 30:57	4-7	0-0	3-4	4 3 7	2 3 11	0	0	1	3	1	0	1	0	0	3PT%	7-9 77.8%
2 Darius Perry	G 30:40	5-10	2-4	6-6	0 6 6	3 4 18	4	8	5	0	2	0	0	0	0	FT%	8-29 27.6%
13 Brandon Mahan	G 29:16	1-10	1-8	2-2	1 2 3	2 3 5	2	2	3	0	0	0	0	0	0	3PT%	1-11 9.1%
22 Darin Green Jr.	G 25:38	3-11	0-6	2-2	2 1 3	1 1 8	2	3	1	0	1	0	1	0	0	FT%	15-20 75%
3 Isaiah Adams	18:33	2-6	0-1	5-9	0 3 3	3 5 9	0	0	0	0	0	0	0	0	0	GM FG%	21-59 35.6%
0 Dre Fuller Jr.	12:05	2-3	0-1	0-0	0 4 4	3 1 4	0	0	2	1	0	0	0	0	0	3PT%	4-24 16.7%
4 Jamille Reynolds	06:35	0-2	0-0	0-0	0 0 0	0 0 0	0	0	0	0	0	0	0	0	0	FT%	22-29 75.9%
1 Tony Johnson Jr.	09:26	1-5	1-4	0-0	0 0 0	0 0 0	0	0	0	0	0	0	0	0	0	Dead Ball Rebounds: 4, 0	
0 Darius Johnson	03:20	0-0	0-0	0-0	0 0 0	0 0 0	0	0	0	0	0	0	0	0			
11 Tyem Freeman	02:14	0-0	0-0	0-0	0 0 0	0 0 0	0	0	0	0	0	0	0	0			
Team					3 2 5	0 0 0	0	0									
Totals		21-59	4-24	22-29	12 26 38	18 20 68	9	18	11	4	8	17	13	17	Technical Fouls: Mahan 2nd 17:13		
Auburn - 85															Record: 6-1		
NO. Name	Min	FG	3P	FT	Rebounds	Fouls	TP	AS	TO	ST	Blocks	BS	BA	+/-	Shooting By Period		
10 Jabari Smith	F 21:27	6-12	3-6	5-6	1 6 7	3 4 20	4	3	3	0	0	1	0	24	1st FG%	14-35 40.0%	
13 Walker Kessler	F 30:57	8-14	0-3	1-1	4 10 14	2 2 17	2	1	2	6	0	14	14	14	3PT%	7-19 36.8%	
0 K.D. Johnson	G 29:24	3-11	1-6	4-5	0 2 2	3 3 11	2	0	1	0	1	0	1	12	FT%	4-5 80%	
12 Zep Jasper	G 26:56	1-4	0-2	1-2	0 0 0	1 3 3	2	1	0	0	1	0	1	5	2nd FG%	15-29 51.7%	
35 Divan Cambridge	G 22:10	3-8	2-6	0-0	1 1 2	0 0 8	0	1	1	1	0	1	1	12	3PT%	3-13 23.1%	
44 Dylan Cardwell	07:12	0-0	0-0	0-0	0 0 0	0 0 0	0	0	0	0	0	0	0	0	GM FG%	29-44 65.9%	
1 Wendell Green Jr.	19:36	2-6	1-4	4-4	0 1 1	1 2 9	4	0	0	0	0	0	0	0	3PT%	10-32 31.3%	
2 Jaylin Williams	17:50	3-5	0-2	1-2	1 1 2	1 1 7	1	2	1	0	0	0	0	0	FT%	17-22 77.3%	
5 Chris Moore	05:39	0-0	0-0	0-0	0 1 1	0 0 0	0	0	0	0	0	0	0	0	Dead Ball Rebounds: 2, 1		
24 Lior Berman	13:41	2-3	2-2	0-0	1 1 2	3 1 6	0	0	0	0	0	0	0	0			
14 Preston Cook	01:17	1-1	1-1	1-2	0 0 0	1 1 4	0	0	0	0	0	0	0	0			
20 Carter Sobera	01:17	0-0	0-0	0-0	0 0 0	1 1 0	0	0	0	0	0	0	0	0			
25 Chandler Leopard	01:17	0-0	0-0	0-0	0 0 0	0 0 0	0	0	0	0	0	0	0	0			
33 Chase Maasdorp	01:17	0-0	0-0	0-0	0 0 0	0 0 0	0	0	0	0	0	0	0	0			
Team					3 3 6	0 0 0	0	1									
Totals		29-64	10-32	17-22	12 28 40	21 17 85	16	15	10	8	4	17	13	17	Technical Fouls: Smith 2nd 17:13		
Statistical Summary																	
Biggest lead	UCF 2 (1st 5:04)		AUB 20 (2nd 0:14)		Points from Turnovers	UCF 13	AUB 19	Period by Period Scoring									
Best Scoring Run	7 (1st 13:43)		9 (1st 10:39)		Paint	UCF 30	AUB 38	1st 2nd TOT									
Lead Changes	6		6		Second Chance	UCF 8	AUB 11	UCF 39		46		85					
Times Tied	6		6		Fast Breaks	UCF 14	AUB 15										
Time with Lead	01:18		35:35		Bench	UCF 16	AUB 26										

GAME 7 | UCF 81, BETHUNE-COOKMAN 45 DEC. 5, 2021 | ORLANDO, FLA.

GAME 8 | UCF 83, N.C. A&T 68 DEC. 11, 2021 | ORLANDO, FLA.

Official Basketball Box Score - Final															Game Time: 2:00 PM		
Bethune-Cookman at UCF															Game Duration: 1:59		
12/05/21 Addition Financial Arena, Orlando															Attendance: 3,804		
2021-22 Men's Basketball															Officials: Terry Wyrmer, Ornders Poole, Lee Cassel		
Bethune-Cookman - 45															Record: 1-7		
NO. Name	Min	FG	3P	FT	Rebounds	Fouls	TP	AS	TO	ST	Blocks	BS	BA	+/-	Shooting By Period		
13 Calvin Poulina	F 25:12	1-7	0-5	0-0	2 1 3	2 1 2	0	2	1	0	0	0	0	0	25	1st FG%	3-14 21.4%
22 Dylan Robertson	F 31:45	2-3	0-0	0-0	1 3 4	2 0 4	2	1	3	0	0	0	0	0	33	FT%	0-2 0%
3 Marcus Garrett	G 24:33	5-10	1-3	0-6	2 1 3	5 3 11	0	4	3	0	0	0	0	24	2nd FG%	10-29 34.5%	
5 Damani McEntire	G 29:18	1-5	0-1	1-1	1 2 3	3 0 3	2	2	3	0	0	0	0	0	0	3PT%	



GAME 10 | NORTH ALABAMA

BOX SCORES

GAME 9 | UCF 65, TEMPLE 48 DEC. 15, 2021 | PHILADELPHIA, PA.

Official Basketball Box Score - Final															Game Time: 7:00 PM		
UCF at Temple															Game Duration: 2:03		
12/15/21 The Liacouras Center, Philadelphia															Attendance: 3,002		
2021-22 Men's Basketball															Officials: Tony Chiazza, Jeffrey Anderson, Brian Dorsey		
UCF - 65															Record: 7-2 (1-0)		
NO.	Name	Min	FG M-A	3P M-A	FT M-A	Rebounds OR DR TOT	Fouls PF FD	TP AS	TO ST	Blocks BS BA	+/-	Shooting By Period					
21	C.J. Walker	31:25	1-7	0-0	4-6	4 8 12	1 4	6 2	0 0	2 2	17	1 st FG%	6-31	19.4%			
34	Cheikh Mbacke Diong	16:37	2-4	0-0	0-0	1 1 2	5 1 4	1 1	2 1	2 0	7	3PT%	1-9	11.1%			
2	Darius Perry	12:40	0-1	0-0	0-0	0 2 2	5 1 0	1 1	1 1	0 0	14	FT%	5-7	71.4%			
13	Brandon Mahan	34:19	5-14	1-5	7-7	2 3 5	3 3 16	1 1	1 0	0 0	20	2 nd FG%	15-23	65.2%			
22	Darin Green Jr.	31:38	5-9	4-6	3-3	1 2 3	5 2 17	0 1	0 0	0 0	15	3PT%	4-7	57.1%			
0	Darius Johnson	27:56	2-7	0-2	2-2	0 3 3	1 3 6	3 3	3 0	0 1	7	FT%	13-15	86.7%			
4	Jamille Reynolds	06:24	0-2	0-0	0-0	1 0 1	1 0 0	0 0	1 0	0 0	1	GM FG%	21-54	38.9%			
24	Dre Fuller Jr.	04:35	0-0	0-0	0-0	0 1 1	0 1 0	0 0	1 0	0 0	-4	3PT%	5-16	31.3%			
3	Isaiah Adams	09:18	0-2	0-1	0-2	1 0 1	0 1 0	0 0	1 1	0 0	0	FT%	18-22	81.8%			
11	Tyem Freeman	25:08	6-8	0-2	2-2	2 5 7	1 3 14	3 1	0 0	0 0	9	Dead Ball Rebounds: 3, 1					
Team						1 2 3	0	2									
Totals						21-54	5-16	18-22	13 27 40	22 19	65 11	14 3	4 4	17			
Technical Fouls: Green Jr. 2 nd 5:32																	
Temple - 48															Record: 6-5 (0-1)		
NO.	Name	Min	FG M-A	3P M-A	FT M-A	Rebounds OR DR TOT	Fouls PF FD	TP AS	TO ST	Blocks BS BA	+/-	Shooting By Period					
10	Jake Forrester	26:02	3-4	0-0	0-0	3 2 5	2 1 6	1 1	0 2	0 0	-12	1 st FG%	7-29	24.1%			
11	Nick Jourdan	22:56	1-8	1-5	2-2	3 0 3	2 2 5	1 4	0 2	2 0	-14	3PT%	1-14	7.1%			
1	Damian Dunn	34:42	3-12	1-9	3-4	0 3 3	1 6 10	0 3	2 0	0 0	-19	FT%	4-9	66.7%			
23	Quincy Ademokoya	09:39	0-2	0-2	1-2	0 3 3	1 1 1	0 1	0 0	0 0	-8	2 nd FG%	8-27	29.6%			
25	Jeremiah Williams	34:54	5-11	0-4	1-1	0 5 5	4 3 11	2 3	1 1	2 0	-16	3PT%	2-16	12.5%			
2	Jahill White	26:07	2-5	0-3	2-4	4 2 6	4 3 6	2 0	0 0	0 0	-5	FT%	11-16	68.8%			
13	Tai Strickland	18:01	1-7	1-3	4-7	0 1 1	4 4 7	1 0	3 0	0 0	0	GM FG%	15-56	26.8%			
4	Hysier Miller	08:56	0-3	0-2	0-0	0 2 2	0 0 0	0 0	1 0	0 0	3	3PT%	3-30	10.0%			
3	Sage Tolbert	09:30	0-0	0-0	0-0	0 2 2	2 0 0	0 1	0 0	0 0	-8	FT%	15-22	68.2%			
24	Zach Hicks	09:13	0-4	0-3	2-2	1 0 1	0 1 2	0 0	0 0	0 0	-7	Dead Ball Rebounds: 6, 1					
Team						3 0 3	0	1									
Totals						15-56	3-30	15-22	14 20 34	20 21 48	7 14 7	4 4	17				
Technical Fouls: Williams 2 nd 4:11																	
		UCF		TEM		Points from		UCF		TEM		Period by Period Scoring					
Biggest lead		17 (2 nd 3:59)		8 (1 st 4:56)		Turnovers		15 12		1st			2nd		TOT		
Best Scoring Run		10 (2 nd 18:43)		8 (1 st 11:04)		Paint		24 20		18			47		65		
Lead Changes		2		2		Second Chance		2 9		19			29		48		
Times Tied		3		3		Fast Breaks		2 11									
Time with Lead		24:25		13:01		Bench		20 15									