



GAME INFORMATION

Date ..... Tuesday, December 10
Time ..... 8 p.m. ET
Site ..... Orlando, Fla.
Stadium ..... Addition Financial Arena
Capacity ..... 10,000
TV ..... ESPN3
Play-by-Play ..... Bernie Guenther
Analyst ..... Mike O'Donnell
Audio ..... FM 96.9 The Game
Play-by-Play ..... Marc Daniels
Analyst ..... Taylor Young
Twitter ..... @UCF\_MBB
Hashtag ..... #ChargeOn

SCHEDULE/RESULTS

Table with columns: Game Number, Opponent, Network, and Time. Includes games from N9 to M15, with D10 highlighted as 'Green Bay' at 8pm on ESPN3.

\* American Athletic Conference contest
# Wooden Legacy - Anaheim, Calif.
% The American Tournament - Fort Worth, Texas
All times Eastern



UCF KNIGHTS (6-2)
Head Coach: Johnny Dawkins (Duke, 1986)
Record at UCF: 73-36 (4th Season)
Overall Record: 229-151 (12th Season)



GREEN BAY PHOENIX (3-6)
Head Coach: Linc Darner (Purdue, 1995)
Record at Green Bay: 78-70 (5th Season)
Overall Record: 370-187 (18th Season)

UCFACTS

SETTING THE SCENE

- The UCF men's basketball team has won three consecutive games for the first time this season and has started 6-2 in non-conference action heading into Tuesday's tilt with Green Bay.
It marks the first meeting between the Knights and the Phoenix in the history of the two programs...we're pretty sure.
UCF is 3-1 at home this season, having defeated Prairie View A&M, Charleston and most recently NJIT, but losing to Miami back on Nov. 12.

NO LUCK FOR NJIT

- The Knights made quick work of visiting NJIT on Saturday, winning 78-65 after leading by as many as 27 points late in the second half.
UCF 51.6 percent from the floor and held the Highlanders to just 37.5 percent shooting.
For the first time this season, there were five Knights in double figures as all five starters scored 11 points or more, led by Ceasar DeJesus with 15 in the win.
UCF also got contributions off the bench, as Matt Milon scored a season-high eight points on two 3-pointers and Ibrahim Famouke Doumbia blocked a career-high five shots.

NO DAYS OFF FOR DAZON

- Dazon Ingram came to Orlando as a graduate transfer from Alabama, where he spent four seasons with the Crimson Tide.
Ingram started 93 games at Alabama, averaging 9.1 points and 4.8 rebounds per game.
The senior has had a solid start as a Knight, leading UCF with 6.9 rebounds and 3.9 assists per game, while scoring 10.9 points per outing.
On Nov. 12 Ingram eclipsed the 1,000-point mark for his career in UCF's game against Miami.
He also ranks third in The American with a 2.6 assist-to-turnover ratio and over the last five games he has totaled 24 assists to just two turnovers.
Ingram has logged the most minutes for the Knights, averaging 29.6 per contest.

LET'S TALK ABOUT STREAKING

- During the Knights' current three-game winning streak, they are outscoring their opponents by 15.7 points per game.
UCF is shooting 50.6 percent from the floor and holding its opponents to just 38.3 percent from the field.
The Knights have done an even better job just defending the 3-point line during the stretch, holding opponents to just 27.3 percent shooting from beyond the arc.
The assists are up (17.0) and the turnovers are down (12.0) during the run, naturally.

A UCF WIN WOULD

RECORD BREAKDOWN

- Be better than a loss
Give the Knights a win over Green Bay in their first meeting with the Phoenix (we mean it this time)
Make UCF 4-1 at home in 2019-20
Be Dawkins' 230th career win as a head coach
Put UCF at 7-2 on the year, having won at least seven of the first nine games three out of last four years

Table with columns: Record Type and Record. Includes Overall (6-2), The American (0-0), Non-Conference (6-2), Home (3-1), Away (1-0), and Neutral (2-1).

Twitter: @UCF\_MBB | Instagram: UCF.MBB | Facebook: /UCFMensBasketball



### BY THE NUMBERS

KNIGHTS		PHOENIX
72.8	POINTS	81.9
67.3	DEFENSE	82.9
+5.5	MARGIN	-1.0
44.4	FG%	46.7
42.9	FG% DEFENSE	48.4
6.9	THREES	8.5
31.8	3FG%	36.8
34.5	3FG% DEFENSE	38.2
68.2	FT%	67.9
+3.3	REB MARGIN	-3.0
14.9	ASSISTS	17.8
13.6	TOS	12.6
1.1	AST-TO	1.4
6.6	STEALS	8.0
4.0	BLOCKS	2.0

### SERIES INFORMATION

Overall:.....First meeting

in Green Bay:..... n/a

in Orlando:..... n/a

at Neutral location:..... n/a

Streak:..... n/a

Last meeting:..... n/a

.....

Last UCF win:..... n/a

.....

### UCF RANKING SUMMARY

CATEGORY	NCAA	AAC	Value
Ast-to-TO Ratio	107	6	1.09
Assists Per Game	95	5	14.9
Blocks Per Game	88	6	4.0
Fewest Turnovers	74	5	109
Field Goal Percentage	158	6	44.4
FG% Defense	206	9	42.9
FT Percentage	226	10	68.2
Rebound Margin	121	9	3.3
Scoring Defense	149	8	67.3
Scoring Offense	166	8	72.8
Steals Per Game	181	8	6.6
3-Pt FG% Defense	246	8	34.5
3-Pt FGs Per Game	214	8	6.9
3-Pt FG Percentage	236	9	31.8
TO Margin	126	6	1.5

## KNIGHT NOTES

### SMITH'S STRONG START TO SECOND SEASON

- Junior forward Collin Smith has show consistent improvement in his second year at UCF and his third playing college basketball.
- Smith averaged 5.3 points and 4.4 rebounds as a freshman at George Washington, increased that to 8.0 points and 5.2 rebounds last season with the Knights, and now leads UCF and ranks seventh in The American with 14.9 points per game and is grabbing 6.3 boards per contest.
- With Taco Fall gone this season, Smith has taken on a larger role on both sides of the floor.
- The 6-foot-11 forward ranks seventh in the league shooting 55.0 percent from the floor and has improved his free throw shooting percentage to 70.7 percent as a junior.

### BALANCED ATTACK

- Through eight games of the 2019-20 season, UCF has three players averaging double figures in scoring, but there are seven averaging at least five points per game.
- Collin Smith leads the way with 14.9 points, while Dazon Ingram is second with 10.9 and Darin Green Jr. is third with 10.3 per game.
- Cesar DeJesus is decimal points away from joining the trio, averaging 9.9 points per game.
- Smith and DeJesus have each led the Knights in scoring twice in the last four games.

### HAIL CEASAR

- Cesar DeJesus led the Knights with a career-high 21 points in the win over Pepperdine and led the team in scoring again in the win over NJIT, putting up 15.
- The junior guard has been extremely efficient from the floor, ranking fourth in the conference with a 59.2 field goal percentage.
- DeJesus started every game of his freshman season in 2016-17, before taking a reserve role last season. This year, he has started four-of-eight games, including the last two outings.

### GREEN IN NAME AND BY DEFINITION

- Freshman Darin Green Jr. is green. It's his name and he's new. He's a freshman.
- But he seems anything but, as he is currently the third leading scorer for the Knights, averaging 10.3 points per game on 41.9 percent shooting from beyond the arc.
- Green has knocked down 18 3-pointers and ranks fourth in the conference with 2.3 made threes per game.
- He has added five steals and only turned the ball over five times in eight games.

### CAPITILIZING AGAINST COUGARS

- The Knights had one of if not their best overall performance of the season thus far in their 77-56 defeat of Charleston in the fifth-place game of the Paycom Wooden Legacy on Dec. 1.
- UCF was efficient offensively, shooting 48.3 percent from the floor, the team's second highest mark in seven games this season.
- The Knights recorded a season-high 19 assists and only turned the ball over five times, their least turnovers in a single game since Dec. 5, 2015 against Illinois-Chicago.
- It marked the first time this season UCF held its opponent under 60 points, and Charleston's 37.3 field goal percentage was a season-best for the Knights.

### RIDING THE WAVES

- The Knights moved onto the fifth-place game at the Wooden Legacy tournament by defeating Pepperdine on Nov. 29, 78-65.
- It marked the first game this season that UCF won or lost by double digits, adding to that total in the next game against Charleston.
- Previously, UCF had played five games that ended with a single-digit margin.
- The Knights shot a season-high 51.8 percent from the floor and 40.0 percent from 3-point range in the victory over the Waves.

### HITTING THE GLASS

- The Knights had success rebounding in the loss to Penn, out-boarding the Quakers 44-35 and bringing down 22 offensive rebounds.
- UCF turned those boards into points, outscoring Penn 17-2 on second-chance points.
- Dazon Ingram led the way for UCF, grabbing 13, one shy of his career high, while Collin Smith had 12, also one short of his career best.
- Ingram and Smith lead the Knights in rebounding on the season, with the former ranking 10th in The American with 7.1 per game and the latter bringing in a career-best 6.6 per game.

### DOUBLE THE DOUBLE-DOUBLE

- Both Ingram and Smith finished with double-doubles in the loss to Penn.
- Ingram had 17 points and five assists to go with his 13 boards.
- Smith, meanwhile, led the Knights with 22 points, his second straight game with 20 or more points.
- It marked the sixth career double-double for Ingram and the fifth in the career of Smith.



**QUICK FACTS**

**UCF INFORMATION**

Location	Orlando, Fla.
Founded	1963
Enrollment	67,000+
Nickname	Knights
Colors	Black and Gold
Conference	American Athletic
Interim President	Dr. Thad Seymour Jr.
Director of Athletics	Dr. Daniel J. White
Athletics Phone	(407) 823-2261
Ticket Office Phone	(407) 823-1000

**ADDITION FINANCIAL ARENA**

Capacity	10,000
Year Opened	2007
Press Row Phone	(207) 650-6790

**BASKETBALL HISTORY**

First Year of Basketball	1969-70
First Year in Division I	1984-85
First Year in AAC	2013-14
All-Time Record	769-624/822-624*
NCAA Tournaments/Last	Five/2019
*2008-09 (17-14), 2009-10 (15-17), 2010-11 (21-12)	
victories were vacated due to NCAA sanctions	

**TEAM INFORMATION**

2018-19 Record	24-9
Conference Record/Finish	13-5/T-3rd
Home Record	15-2
Road Record	5-6
Neutral Record	4-1
Conference Tournament	Quarterfinals
Postseason	NCAA Tournament Second Round
Starters Returning/Lost	1/4
Letterwinners Returning/Lost	3/6
Newcomers	10

**STRATEGIC COMMUNICATIONS**

Assistant AD (MBB)	Daniel Forcella
Office Phone	(407) 823-2142
Cell Phone	(207) 650-6790
Email	dforcella@athletics.ucf.edu
Mailing Address	Spectrum Stadium 4465 Knights Victory Way Orlando, FL 32816
Website	www.UCFKnights.com
Twitter	@UCF_MBB
Instagram	UCF.MBB
Facebook	/UCFMensBasketball

**KNIGHT NOTES**

**FORCING TURNOVERS**

- The Knights forced Penn into a season-high 22 giveaways on Thanksgiving night.
- UCF had a season-high 11 steals, including five from freshman Dre Fuller Jr.
- Brandon Mahan also had a pair of steals for the Knights.

**NEARLY A WHOLE NEW SQUAD**

- The 2019-20 squad has a whole different look for fans of the Knights, as BJ Taylor, Tacko Fall, Chad Brown, Aubrey Dawkins and others are gone from last year's team.
- The only players who returned with experience as Knights were Collin Smith, Frank Bertz and Ceasar DeJesus, who have all contributed in the early going.
- UCF returned the fourth least percentage of scoring in the nation, bringing back just 19.7 percent from last year's squad, led by Smith's 264 points from a season ago.
  - Tulane - 12.2%; South Dakota State - 16.9%; Virginia Tech - 18.1 %; UCF - 19.7%
- In fact, UCF brought back just 22 percent of minutes played, 20 percent of rebounds and 19 percent of three-pointers made from the 2018-19 team.

**SO WHO ARE THESE NEWCOMERS?**

- There are 11 players on UCF's 2019-20 roster who suited up for the first time as a Knight this season.

- 2 Grad Transfers:** Matt Milon (William & Mary), Dazon Ingram (Alabama)
- 2 JUCO Transfers:** Moses Bol (Colby Community College), Avery Diggs (SW Mississippi)
- 2 First-Year Transfers:** Brandon Mahan (Texas A&M), Sean Mobley (VCU)
- 2 Second-Year Transfers:** Ibrahim Famouke Doumbia (South Carolina), Yuat Alok (TCU)
- 2 True Freshmen:** Darin Green Jr. (Charlotte, N.C.), Tony Johnson Jr. (Eufala, Ala.)
- 1 Redshirt Freshman:** Dre Fuller Jr. (Fayetteville, N.C.)

**COLLIN CAPS OFF BIG DAY AGAINST COUGARS**

- Collin Smith, who led UCF with 23 points in the first win over Charleston, also hit the final two free throws with 13 seconds to play to defeat the Cougars.
- The Knights came back from down 13 points early in the first half to win 72-71 at home.
- Smith went 9-for-10 overall from the free throw line, a career-high for free throws made.
- The Knights were shooting just 59.3 percent from the free throw line going into the game, but went 21-of-26 as a team in the victory.

**RALLYING PAST REDBIRDS**

- UCF was down nine points at halftime and as late as 9:41 to play in the second half, before coming back and defeating Illinois State 67-65 on the road on Nov. 17.
- Collin Smith led the way with 18 points, but it was three double-digit scorers off the bench that allowed the Knights to earn the victory.
- Brandon Mahan scored 17 points and grabbed a career-high 10 rebounds for his first-career double-double, Darin Green Jr. added 13, and Avery Diggs chipped in with 10.

**SEASON-OPENER SUCCESS**

- The Knights opened up the year by coming back from a second-half deficit to win their first outing of 2019-20, 73-69, over Prairie View A&M.
- Dazon Ingram led the Knights with 16 points and seven rebounds, while Collin Smith had 14, Brandon Mahan scored 12 and Ceasar DeJesus added 11.
- The Knights shared the ball, recording 17 assists on just 23 field goals, which led to 42.6 percent shooting from the floor.

**RECORD BY LINEUP**

GUARD	GUARD	GUARD	GUARD/FORWARD	FORWARD	RECORD
Dazon Ingram	Darin Green Jr.	Ceasar DeJesus	Dre Fuller Jr.	Collin Smith	2-0
Dazon Ingram	Darin Green Jr.	Brandon Mahan	Avery Diggs	Collin Smith	1-0
Dazon Ingram	Matt Milon	Frank Bertz	Ibrahim Doumbia	Collin Smith	1-0
Dazon Ingram	Darin Green Jr.	Frank Bertz	Dre Fuller Jr.	Collin Smith	1-1
Dazon Ingram	Matt Milon	Ceasar DeJesus	Frank Bertz	Collin Smith	1-1



### NUMERICAL ROSTER

No.	Name	Pos.	Ht.	Wt.	Cl.	Hometown (High School/Last College)
0	Yuat Alok	F	6-11	225	r-Jr.	Auckland, New Zealand (Impact Academy [Fla.]/TCU)
1	Tony Johnson Jr.	G	6-3	185	Fr.	Eufaula, Ala. (The Skill Factory [Ga.])
2	Matt Milon	G	6-4	210	r-Sr.	Oviedo, Fla. (Oviedo/William & Mary)
3	Dre Fuller Jr.	G	6-5	210	r-Fr.	Fayetteville, N.C. (Admiral Farragut [Fla.])
4	Cesar DeJesus	G	6-2	190	r-Jr.	West New York, N.J. (Mt. Zion Prep [Md.])
5	Avery Diggs	C	6-11	250	Jr.	Brandon, Fla. (Spoto/SW Mississippi College)
10	Levy Renaud	G	6-2	180	So.	Fort Lauderdale, Fla. (NSU University School)
11	Xavier Grant	G	6-3	180	So.	Fort Lauderdale, Fla. (American Heritage)
12	Dazon Ingram	G	6-6	205	r-Sr.	Theodore, Ala. (Theodore/Alabama)
13	Brandon Mahan	G	6-5	200	Jr.	Birmingham, Ala. (Central Park Christian/Texas A&M)
14	Ibrahim Famouke Doumbia	F	6-7	205	r-So.	Bamako, Mali (Miami Country Day [Fla.]/South Carolina)
20	Frank Bertz	G	6-5	180	Sr.	Hesperia, Calif. (Sultana/East Los Angeles College)
22	Darin Green Jr.	G	6-4	180	Fr.	Charlotte, N.C. (Wharton [Fla.])
25	Ryan Anders	F	6-6	220	So.	Tampa, Fla. (Wharton)
30	Sean Mobley	F	6-8	225	Jr.	Cocoa Beach, Fla. (Montverde Academy/VCU)
33	Moses Bol	C	7-1	225	Jr.	Wau, Sudan (Bahr El-Ghazal/Colby Community College)
35	Collin Smith	F	6-11	240	r-Jr.	Jacksonville, Fla. (The Bolles School/George Washington)

**Head Coach** Johnny Dawkins (Duke, 1986) - Fourth Season  
**Assistant Coach** Kevin Norris (Miami, 1998) - Fourth Season  
**Assistant Coach** Robbie Laing (Troy, 1982) - Fourth Season  
**Assistant Coach** Vince Taylor (Duke, 1982) - Third Season  
**Director of Operations** Jimmy Drew (DePaul, 2011) - Fourth Season  
**Director of Player Development** Kelvin Johnson (Richmond, 1985) - Third Season  
**Video Coordinator** Jaycob Ammerman (Flagler, 2013) - Fourth Season  
**Athletic Trainer** Raymond Chiu (Texas, 2015) - First Season  
**Director of Sports Performance** Alex Parr (Maryland, 2006) - Fourth Season  
**Assoc. Director of Equipment** John Whitford (Manchester, 1995) - 17th Season

### ALPHABETICAL

No.	Name	Yr.
0	Yuat Alok	r-Jr.
25	Ryan Anders	So.
20	Frank Bertz	Sr.
33	Moses Bol	Jr.
4	Cesar DeJesus	r-Jr.
5	Avery Diggs	Jr.
14	Ibrahim Famouke Doumbia	r-So.
3	Dre Fuller Jr.	r-Fr.
11	Xavier Grant	So.
22	Darin Green Jr.	Fr.
12	Dazon Ingram	r-Sr.
1	Tony Johnson Jr.	Fr.
13	Brandon Mahan	Jr.
2	Matt Milon	r-Sr.
30	Sean Mobley	Jr.
10	Levy Renaud	So.
35	Collin Smith	r-Jr.

### PRONUNCIATIONS

YOO - at, A - lock  
MO - ziss, BOL  
SEE - zurr, duh - HAY - zeus  
EE - bruh - heem, fuh - MOO - kay, DOOM - bee - uh  
ECKS - zay - vyurr, Grant  
DAY - zahn, IN - grum  
Brandon, MAY - han  
Matt, muh - LON  
LEV - ee, ray - NO

### BY LOCATION

Alabama		
12	Dazon Ingram	r-Sr.
1	Tony Johnson Jr.	Fr.
13	Brandon Mahan	Jr.
California		
20	Frank Bertz	Sr.
Florida		
25	Ryan Anders	So.
5	Avery Diggs	Jr.
11	Xavier Grant	So.
2	Matt Milon	r-Sr.
30	Sean Mobley	Jr.
10	Levy Renaud	So.
35	Collin Smith	r-Jr.
International		
0	Yuat Alok	r-Jr.
33	Moses Bol	Jr.
14	Ibrahim Famouke Doumbia	r-So.
New Jersey		
4	Cesar DeJesus	r-So.
North Carolina		
3	Dre Fuller Jr.	r-Fr.
22	Darin Green Jr.	Fr.

### BY CLASS


Freshman (3)		
3	Dre Fuller Jr.	r-Fr.
22	Darin Green Jr.	Fr.
1	Tony Johnson Jr.	Fr.
Sophomores (4)		
25	Ryan Anders	So.
14	Ibrahim Famouke Doumbia	r-So.
11	Xavier Grant	So.
10	Levy Renaud	So.
Juniors (7)		
0	Yuat Alok	r-Jr.
33	Moses Bol	Jr.
4	Cesar DeJesus	r-Jr.
5	Avery Diggs	Jr.
13	Brandon Mahan	Jr.
30	Sean Mobley	Jr.
35	Collin Smith	r-Jr.
Seniors (3)		
20	Frank Bertz	Sr.
12	Dazon Ingram	r-Sr.
2	Matt Milon	r-Sr.




**YUAT ALOK**  
#0 • F • r-Jr. • 6-11  
Auckland, New Zealand



**TONY JOHNSON JR.**  
#1 • G • Fr. • 6-3  
Eufaula, Ala.



**MATT MILON**  
#2 • G • r-Sr. • 6-4  
Oviedo, Fla.



**DRE FULLER JR.**  
#3 • G • r-Fr. • 6-5  
Fayetteville, N.C.



**CESAR DEJESUS**  
#4 • G • r-Jr. • 6-2  
West New York, N.J.



**AVERY DIGGS**  
#5 • C • Jr. • 6-11  
Brandon, Fla.



**DAZON INGRAM**  
#12 • G • r-Sr. • 6-6  
Theodore, Ala.



**BRANDON MAHAN**  
#13 • G • Jr. • 6-5  
Bamako, Mali



**IBRAHIM FAMOUKE DOUMBIA**  
#14 • F • r-So. • 6-7  
Bamako, Mali



**FRANK BERTZ**  
#20 • G • Sr. • 6-5  
Hesperia, Calif.



**DARIN GREEN JR.**  
#22 • G • Fr. • 6-4  
Charlotte, N.C.



**SEAN MOBLEY**  
#30 • F • Jr. • 6-8  
Cocoa Beach, Fla.



**MOSES BOL**  
#33 • C • Jr. • 7-1  
Wau, Sudan



**COLLIN SMITH**  
#35 • F • r-Jr. • 6-11  
Jacksonville, Fla.



**JOHNNY DAWKINS**  
Head Coach  
Fourth Year



### THE AMERICAN

#### STANDINGS

School	AAC	Overall	Streak
Memphis	0-0	8-1	W6
Wichita State	0-0	8-1	W2
SMU	0-0	8-1	L1
Tulane	0-0	7-2	L1
Tulsa	0-0	7-2	L1
UCF	0-0	6-2	W3
Temple	0-0	6-2	L1
UConn	0-0	6-2	W3
Houston	0-0	5-2	W3
Cincinnati	0-0	6-3	L1
South Florida	0-0	5-4	W2
ECU	0-0	2-7	L4

\*through games 12/8/19

#### STATISTICAL LEADERS

Scoring	Team	PPG
1. Jayden Gardner	ECU	19.7
2. Quentin Grimes	Houston	17.9
3. Tessaun Hightower	Tulane	16.4
4. Brandon Rachal	Tulsa	15.9
5. K.J. Lawson	Tulane	15.8
6. Isiaha Mike	SMU	15.3
7. Collin Smith	UCF	14.9
8. Christian Vital	UConn	14.8
Quinton Rose	Temple	14.8
10. Tyson Jolly	SMU	14.6

Rebounding	Team	RPG
1. Tre Scott	Cincinnati	9.7
2. Precious Achiuwa	Memphis	9.6
3. Nate Hinton	Houston	9.1
4. Jayden Gardner	ECU	8.9
5. Nate Pierre-Louis	Temple	8.9

Field Goal Percentage	Team	Per.
1. Chris Vogt	Cincinnati	67.1
2. Alex Lomax	Memphis	62.8
3. Darien Jackson	Tulsa	59.6
4. Ceasar DeJesus	UCF	59.2
5. Brandon Rachal	Tulsa	59.0

Assists	Team	APG
1. Alterique Gilbert	UConn	4.6
2. Alex Lomax	Memphis	4.6
3. Dazon Ingram	UCF	3.9
Jamarius Burton	Wichita	3.9
5. Damion Baugh	Memphis	3.8

Steals	Team	SPG
1. Christian Vital	UConn	2.9
2. Laquincy Rideau	South Florida	2.8
3. Nate Pierre-Louis	Temple	2.5

Three-Point Percentage	Team	Per.
1. Isiaha Mike	SMU	48.6
2. Keith Williams	Cincinnati	47.6
3. Tyson Etienne	Wichita	46.2

Three-Pointers Made	Team	Threes
1. Jaevin Cumberland	Cincinnati	2.7
Tyson Etienne	Wichita	2.3
3. Marcus Sasser	Houston	2.3
4. Alani Moore II	Temple	2.3
Darin Green Jr.	UCF	2.3

Blocked Shots	Team	BPG
1. Akok Akok	UConn	2.8
2. Chris Harris Jr.	Houston	2.7
3. Chris Vogt	Cincinnati	1.6
Precious Achiuwa	Memphis	1.6

Assist-to-Turnover	Team	Ratio
1. Erik Stevenson	Wichita	3.9
2. Jamarius Burton	Wichita	2.8
3. Dazon Ingram	UCF	2.6
Tristen Newton	ECU	2.6
5. Alterique Gilbert	UConn	2.5

### PRESEASON HONORS

#### FIRST TEAM

Jarron Cumberland	Senior	Guard	Cincinnati
Quinton Rose	Senior	Guard	Temple
DeJon Jarreau	r-Junior	Guard	Houston
James Wiseman	Freshman	Center	Memphis
Laquincy Rideau	r-Senior	Guard	South Florida

#### SECOND TEAM

Alexis Yetna	r-Sophomore	Forward	South Florida
Jayden Gardner	Sophomore	Forward	ECU
Nate Pierre-Louis	Junior	Guard	Temple
Alterique Gilbert	r-Junior	Guard	UConn
David Collins	Junior	Guard	South Florida
Christian Vital	Junior	Guard	UConn

#### PLAYER OF THE YEAR

Jarron Cumberland	Senior	Guard	Cincinnati
-------------------	--------	-------	------------

#### FRESHMAN OF THE YEAR

James Wiseman	Freshman	Center	Memphis
---------------	----------	--------	---------

#### Rank Team (First Place Votes) Points

1. Houston (7)	113
Memphis (4)	113
3. Cincinnati (1)	94
4. Wichita State	88
5. South Florida	79
6. UConn	75
7. Temple	72
8. SMU	47
9. UCF	40
10. Tulsa	36
11. ECU	20
12. Tulane	15

### WEEKLY HONORS

#### Player of the Week

Nov. 11 - Nate Pierre-Louis	Junior	Guard	Temple
Nov. 18 - Brandon Rachal	Junior	Guard	Tulsa
Nov. 25 - Precious Achiuwa	Freshman	Forward	Memphis
Dec. 2 - Quinton Rose	Senior	Guard	Temple
Dec. 9 -			

#### Rookie of the Week

Nov. 11 - James Wiseman	Freshman	Center	Memphis
Nov. 18 - Lester Quinones	Freshman	Guard	Memphis
Nov. 25 - James Bouknight	Freshman	Guard	UConn
Dec. 2 - Boogie Ellis	Freshman	Guard	Memphis
Dec. 9 -			

#### UCF on the Honor Roll

Nov. 25 - Collin Smith	Junior	Forward	UCF
------------------------	--------	---------	-----



TRENDS

Table with 2 columns: Trend Category and Value. Includes categories like 'Win the tip', 'Home games', 'Opponent Scores', etc.

THE LAST TIME

Table with 3 columns: Category, UCF, Opponent. Lists various performance metrics and game results.

Table with 2 columns: Category, UCF Player. Lists specific player achievements and game statistics.



# JOHNNY DAWKINS ≡ head coach | fourth season



Johnny Dawkins was named UCF's seventh head men's basketball coach on Mar. 23, 2016 and in just three seasons he has led the program to new heights, including the Knights' first NCAA Tournament victory in 2018-19.

Dawkins also earned UCF its first at-large berth to the NCAA Tournament in 2018-19. The Knights were a nine seed in the tourney, their highest seed in five NCAA Tournament appearances, and defeated eighth seeded VCU, 73-58 in first-round action.

UCF then came inches away from upsetting top overall seed Duke in the second round, ultimately falling 77-76 to Mike Krzyzewski, Zion Williamson, RJ Barrett and company as BJ Taylor's floater rimmed out and Aubrey Dawkins' tip-in barely missed at the buzzer.

tip-in barely missed at the buzzer.

The Knights were stellar down the stretch to secure their at-large NCAA Tournament berth winning on the road at No. 6/8 Houston to snap the Cougars' 33-game home win streak, and then topping No. 19/20 Cincinnati in Orlando on Senior Knight. It marked the first time UCF had earned multiple victories over ranked opponents in the same season, and the Knights did it in back-to-back games.

UCF finished the year 24-9, tied for the fourth most wins in a single season in program history. The Knights' 23 regular season wins marked a new record in UCF's Division I era. The team went 13-5 in American Athletic Conference play, the team's most league wins since joining The American, and earned the four seed in the conference tournament for the second time in three seasons.

Known for their defense under Dawkins, the Knights ranked 11th in the nation in defensive field goal percentage, holding opponents to just 39.4 percent from the floor in 2018-19. UCF was also 27th in scoring defense, allowing 64.5 points per game.

UCF cracked the Associated Press Top 25 Poll for the first time since 2011, earning a ranking of 25th late in the regular season. It was the latest into a season that the Knights have ever been ranked. The home finale against Cincinnati marked the first matchup of ranked teams at Addition Financial Arena.

Dawkins led UCF back to the NCAA Tournament for the first time since 2005, and the first time as an at-large selection. The previous four NCAA Tournaments were as champions of the Atlantic Sun Conference Tournament in 1994, 1996, 2004 and 2005.

He helped three individuals earn all-conference accolades from The American in 2018-19, as UCF led the league with three honorees. B.J. Taylor became the first Knight to earn first team honors from The American, while Aubrey Dawkins was named second team and Tacko Fall added third team honors.

Following the end of the regular season, Dawkins was named a finalist for the Skip Prosser Man of the Year Award and the Ben Jobe National Coach of the Year Award.

In three years, Johnny Dawkins has led UCF to new heights on the basketball court, but he has done an even better job with his players in the classroom. With Dawkins at the helm, the Knights men's basketball program recorded an average semester team GPA over 3.0 for the first time in recorded history. They then did it again, setting a new program record with an average semester GPA of 3.03 last spring.

Dawkins took over at UCF after the Knights had gone 12-18 and hadn't finished above .500 since 2012-13. He led the Black and Gold to a 24-12 record in his first season at the helm, the sixth best turnaround in the nation. With just seven scholarship players due to transfers and injuries, the Knights earned the fourth seed – their highest ever – in the American Athletic Conference Tournament, eventually falling to league champion SMU in the semifinals.

It was a season full of firsts in 2016-17, as UCF hosted its first NIT game, defeating Colorado for the program's first win in an NIT or NCAA Tournament game. The Knights went on to defeat top seeded Illinois State on the road, before coming home to the first sell-out crowd at Addition Financial Arena and winning 68-58 over Illinois to earn a spot in the NIT Final Four.

Under Dawkins' leadership, UCF led all NCAA Division I teams in defensive field goal percentage in 2016-17, holding opponents to just 36.5 percent from the floor. The Knights were also sixth in the nation, allowing only 61.2 points per game, and gave up 45 or less points in four games over the course of the year. Dawkins was named a finalist for both the Jim Phelan and Ben Jobe National Coach of the Year awards his first season at UCF.

## COACHING EXPERIENCE

2016-present	UCF	Head Coach
2008-16	Stanford	Head Coach
2000-08	Duke	Associate Head Coach
2006-08	USA Basketball	Player Personnel
1998-99	Duke	Assistant Coach

## NBA EXPERIENCE

1994-95	Detroit Pistons
1989-94	Philadelphia 76ers
1986-89	San Antonio Spurs
1986	Drafted, Spurs - 10th Overall

### 2016-17 Individual Honors

- Tacko Fall was named The American Defensive Player of the Year, Lefty Driesell Defensive All-America, and finalist for Kareem Abdul-Jabbar Award
- B.J. Taylor earned Second Team All-Conference honors from The American after leading UCF with 17.4 points per game
- Matt Williams set new UCF records for three-pointers in a career, in a season and in a game, before signing a professional contract with the Miami Heat

In year two at the helm, Dawkins had to deal with significant injuries to his three best players. His son, Aubrey Dawkins, missed the entire season with a shoulder injury, B.J. Taylor missed the first half of the season, and Tacko Fall missed the second half of the year. Taylor and Fall only played one game together.

Through the injuries, Dawkins led the Knights to a 19-13 record, at that point second only to his first season record in the last five years of UCF Basketball. The team also had a number of firsts in year two under Dawkins.

### Firsts in 2017-18

- First win over UConn at home and first since joining The American
- First win over SMU since joining The American
- First win over Memphis on the road
- First win over a ranked opponent in a true road game, defeating No. 24 Alabama

And the defense was as good as ever in Dawkins' second year coaching the Black and Gold.

### Defensive Accomplishments in 2017-18

- Held three opponents under 40 points
  - Before the season, UCF had only held two opponents to less than 40 points in 33-year Division I history
- Set new school record, holding SMU to 37 points
- Ranked third in the nation, holding opponents to 61.7 points per game
- Ranked 10th in the nation, holding opponents to 40.1 percent from the field

### STANFORD STINT

Stanford put together four 20-win seasons in Dawkins' tenure as head coach. He is only the second coach in Stanford history with at least four 20-win seasons. Stanford's success on the court came against some of the toughest schedules in the nation. During the 2015-16 season, the Cardinal faced the sixth-most difficult slate in the country. A nation-leading 17 of Stanford's 30 games came against RPI Top 50 squads. Stanford's strength of schedule was rated in the top 50 each of the past four seasons, including two in the top 20, with an average rank of 27.75.

The Cardinal basketball program also excelled in the classroom during Dawkins' tenure, earning at least three Pac-12 All-Academic selections for five consecutive seasons and producing back-to-back Pac-12 Scholar-Athlete of the Year recipients (2014, 2015). Stanford also received annual national academic recognition, with three players earning National Association of Basketball Coaches (NABC) Honors Court status in 2015. The Cardinal was one of 20 NCAA Division I teams to earn an NABC Team Academic Excellence Award last season.

In 2012, Dawkins mentored Chasson Randle to become the consummate student-athlete. Randle finished that season as Stanford's all-time leading scorer and earned the program's first Academic All-America First Team selection since 2006. Under Dawkins, Stanford recorded back-to-back perfect Academic Progress Rate scores of 1000 in both the 2012-13 and 2013-14 reports, the two most recent to be released by the NCAA.



Player development was also markedly improved at Stanford under Dawkins' tutelage. Four Cardinal players were selected in the NBA Draft following their collegiate careers.

LEARNING FROM A LEGEND

The Washington, D.C. native coached for 10 years under the legendary Mike Krzyzewski at Duke. During Dawkins' decade as a coach at Duke, the Blue Devils won a national championship (2001), tallied six ACC regular season championships, recorded seven ACC Tournament titles and posted a 330-60 record. In four consecutive seasons from 1999-2002, Duke finished the regular season ranked No. 1 in both national polls, a first in college basketball history. Duke reached a No. 1 national ranking in seven of the 10 seasons with Dawkins on the coaching staff.

While at Duke, he also served as the Player Personnel Director for the USA Basketball Senior National Team from 2006-08.

DECORATED DUKIE

Following a prolific high school career at Mackin Catholic in Washington, D.C., Dawkins made his way to Duke, where he would become one of the most decorated players to step foot in Durham, North Carolina.

He played for the Blue Devils from 1983-86, earning Consensus All-America honors twice (1985, 1986). Dawkins was also voted as the 1986 Naismith National Player of the Year and named a Freshman All-American in 1983. During his collegiate career, he helped lead Duke to three NCAA Tournament berths, including an NCAA National Championship Game appearance in 1986. He was listed as an All-ACC honoree in all four seasons as a Blue Devil.

Dawkins finished his career as the school's all-time leading scorer and held that honor until 2006 when J.J. Redick surpassed his mark of 2,556 points. He recorded double-figure point totals in 129-of-133 collegiate games. Dawkins led the Blue Devils in scoring all four years, recording the fourth-highest season point total in school history with 809 in 1986. Dawkins remains Duke's career record-holder in field goals (1,026) and field goals attempted (2,019) while also owning the school's best single-season mark for field goals (331) during the 1986 campaign.

Dawkins was inducted into the Duke Sports Hall of Fame in September 1996. His jersey number 24 was retired by the school.

PROFESSIONAL EXPERIENCE

A 1986 first-round draft pick (10th overall) by San Antonio, Dawkins saw action in nine NBA seasons with the Spurs, Philadelphia 76ers and Detroit Pistons. He averaged 11.1 points and 5.5 assists over 541 career NBA games.

GIVING BACK TO THE GAME

Dawkins has served as a member of the National Association of Basketball Coaches Board of Directors since 2012. He also currently serves on the NCAA Division I Men's Basketball Ethics Coalition, an independent committee of current and former coaches, charged with promoting ethical conduct through leadership, education and mentoring opportunities, while identifying key issues challenging the coaching community.

COACHING RECORD

Table with 4 columns: Year, School, Record, Pct. Rows include Stanford (2008-09 to 2016-17) and UCF (2017-18 to 2019-20), with a Total row showing 12th Season, 229-151, .603.

COACHING HIGHLIGHTS

Table with 2 columns: Year, Achievement. Rows include CBI Semifinals (2008-09), NIT Champions (2011-12), NIT Second Round (2012-13), NCAA Sweet 16 (2013-14), NIT Champions (2014-15), NIT Semifinals (2015-16), and NCAA Tournament Second Round (2018-19).

COLLEGIATE CAREER

Table with 2 columns: Year, Achievement. Rows include Duke University (1982-86), Naismith National Player of the Year (1985-86), Consensus First Team All-America, First Team All-ACC, NCAA East Regional MVP, ACC Tournament MVP, Duke Team MVP, Duke Co-Captain (1984-85), Consensus First Team All-America, First Team All-ACC, Duke Team MVP (1983-84), Second Team All-ACC, Duke Team MVP (1982-83), Freshman All-America, Second Team All-ACC, Duke Team MVP.

THE DAWKINS FILE

Table with 2 columns: Category, Value. Rows include Hometown (Washington, D.C.), High School (Mackin Catholic), College (Duke, 1986).





# TONY JOHNSON JR

6-3 | 185 | freshman | guard  
eufaula, ala. | the skill factory (ga.)



## KNIGHT NOTES

### 2019-20

- NJIT 12/7: Scored first career points and dished out three assists
- at Illinois State 11/17: Saw first collegiate action, recording one assist in six minutes

### High School

- Averaged 20.4 points, 5.2 rebounds and 4.3 assists per game in prep season at The Skill Factory in Atlanta
- As a senior he averaged 24 points, six rebounds and 1.5 steals per game
- His junior season at Eufaula he averaged 20.4 points, 7.8 rebounds, 3.9 assists and 2.4 steals per game
- Helped lead Eufaula to a 28-5 record and the regional finals
- Was a finalist for the Alabama Class 5A Player of the Year
- Shot 82.7 percent from the free throw line
- Earned three stars from Rivals and 247 Sports
- Had offers from Auburn, Georgia, Minnesota, TCU, Wichita State, Georgia Tech

## 2019-20 HIGHS

Points	2	NJIT (12/7/19)
Rebounds	3	vs. Pepperdine (11/29/19)
Assists	3	NJIT (12/7/19)
Steals	1	3x, last vs. Charleston (12/1/19)
Blocks	--	--
FG made	1	NJIT (12/7/19)
FG attempts	3	2x, last NJIT (12/7/19)
3FG made	--	--
3FG attempts	1	2x, last vs. Pepperdine (11/29/19)
FT made	--	--
FT attempts	2	vs. Pepperdine (11/29/19)

## CAREER HIGHS

Points	2	NJIT (12/7/19)
Rebounds	3	vs. Pepperdine (11/29/19)
Assists	3	NJIT (12/7/19)
Steals	1	3x, last vs. Charleston (12/1/19)
Blocks	--	--
FG made	1	NJIT (12/7/19)
FG attempts	3	2x, last NJIT (12/7/19)
3FG made	--	--
3FG attempts	1	2x, last vs. Pepperdine (11/29/19)
FT made	--	--
FT attempts	2	vs. Pepperdine (11/29/19)

## MISCELLANEOUS GAME STATS

Led team in scoring	--
Led team in rebounds	--
Led team in assists	--
Double Figure Points	--
Double Figure Rebounds	--
Double-Doubles	--
20-Point Games	--
30-Point Games	--
3+ Three Pointers	--
5+ Assists	--
3+ Steals	--
3+ Blocks	--

## CAREER STATISTICS

		Field Goals		3-Point		F-Throws		Rebounds				Scoring									
SEASON	TEAM	GP-GS	MIN/AVG	FG-FGA	FG%	3FG-FGA	3FG%	FT-FTA	FT%	OFF	DEF	TOT	AVG	PF	FO	AST	TO	BLK	STL	PTS	AVG
2019-20	UCF	5-0	31/6.3	1-7	.143	0-2	.000	0-3	.000	0	4	4	0.8	6-0	5	5	0	3	2	0.4	
<b>TOTAL</b>		<b>5-0</b>	<b>31/6.3</b>	<b>1-7</b>	<b>.143</b>	<b>0-2</b>	<b>.000</b>	<b>0-3</b>	<b>.000</b>	<b>0</b>	<b>4</b>	<b>4</b>	<b>0.8</b>	<b>6-0</b>	<b>5</b>	<b>5</b>	<b>0</b>	<b>3</b>	<b>2</b>	<b>0.4</b>	

## GAME-BY-GAME

Opponent	Date	GS	MIN	Total		3-Pointers		Free throws		Rebounds			PF	A	T/O	BLK	STL	PTS	AVG		
				FG-FGA	PCT	3FG-3FGA	PCT	FT-FTA	PCT	OFF	DEF	TOT								AVG	
at Illinois St.	11/17/19		06:00	0-1	.000	0-1	.000	0-0	.000	0	0	0	0.0	0	1	1	0	0	0	0.0	
vs Penn	11/28/19		02:38	0-0	.000	0-0	.000	0-2	.000	0	0	0	0.0	2	0	1	0	1	0	0.0	
vs Pepperdine	11/29/19		09:20	0-3	.000	0-1	.000	0-0	.000	0	3	3	1.0	1	0	2	0	1	0	0.0	
vs Col. of Charleston	12/01/19		02:10	0-0	.000	0-0	.000	0-0	.000	0	0	0	0.8	1	1	0	0	1	0	0.0	
NJIT	12/07/19		11:10	1-3	.333	0-0	.000	0-1	.000	0	1	1	0.8	2	3	1	0	0	2	0.4	
<b>Totals</b>			<b>0</b>	<b>31:18</b>	<b>1-7</b>	<b>.143</b>	<b>0-2</b>	<b>.000</b>	<b>0-3</b>	<b>.000</b>	<b>0</b>	<b>4</b>	<b>4</b>	<b>0.8</b>	<b>6</b>	<b>5</b>	<b>5</b>	<b>0</b>	<b>3</b>	<b>2</b>	<b>0.4</b>

### Player Averages

Games Played	Minutes/game	Points/game	FG Pct	3FG Pct	FT Pct	Rebounds/game	Assists/game	Turnovers/game	Assist/Turnover ratio	Steals/game	Blocks/game
5	6.3	0.4	14.3	14.3	0.0	0.8	1.0	1.0	1.0	0.6	0.0



# MATT MILON

6-4 | 210 | r-senior | guard  
oviedo, fla. | oviedo | william & mary



## KNIGHT NOTES

### 2019-20

- Needs just 25 more points to eclipse the 1,000-point mark for his career
- NJIT 12/7: Scored season-high eight points on a pair of 3-pointers
- Miami 11/12: Scored first points as a Knight, finishing with six to go with five rebounds

### 2018-19 at William & Mary

- Started 29 of 30 games and averaged 29.7 minutes per game
- Averaged 13.0 points, 3.2 rebounds and 1.3 assists per game
- Shot 44.2 percent from the field, 40.1 percent from 3-point range and 67.8 percent at the free throw line
- Ranked 20th in the CAA in scoring, third in 3-pointers made and 10th in 3-point percentage
- Came in 47th nationally in 3-point shooting and 52nd in 3-pointers made per game (2.97)
- His average of 3.3 3-pointers per game in CAA play ranked second in the league
- His 89 3-pointers made rank fifth in William & Mary history
- Knocked down five or more 3-pointers on seven occasions
- Scored a career-high 30 points on 11-of-19 shooting, including 8-of-15 from 3-point range at UIC
- His eight 3-pointers rank third in W&M history
- Scored a CAA career-high 27 points on 9-of-14 shooting, including 6-of-11 from 3-point range in win over Charleston (2/21)
- Drilled six 3-pointers and scored 18 points, including a trio of triples in the final 30 seconds at UNCW (1/24)
- Notched 22 points at home against Elon (1/19)
- Tallied 19 points on 5-of-10 from 3-point range to go with a season-high seven rebounds in a win at Drexel (1/5)

## 2019-20 HIGHS

Points	8	NJIT (12/7/19)
Rebounds	5	Miami (11/12/19)
Assists	1	4x, last NJIT (12/7/19)
Steals	3	Miami (11/12/19)
Blocks	--	--
FG made	3	NJIT (12/7/19)
FG attempts	10	Miami (11/12/19)
3FG made	2	NJIT (12/7/19)
3FG attempts	7	Miami (11/12/19)
FT made	1	Miami (11/12/19)
FT attempts	2	Miami (11/12/19)

## CAREER HIGHS

Points	30	at Illinois-Chicago (11/15/18)
Rebounds	12	at James Madison (1/2/18)
Assists	4	Elon (2/1/18)
Steals	3	Miami (11/12/19)
Blocks	1	9x, last Charleston (2/21/19)
FG made	11	at Illinois-Chicago (11/15/18)
FG attempts	19	at Illinois-Chicago (11/15/18)
3FG made	8	at Illinois-Chicago (11/15/18)
3FG attempts	16	at UNCW (1/24/19)
FT made	7	Charleston (2/24/18)
FT attempts	7	3x, last at James Madison (3/2/19)

## MISCELLANEOUS GAME STATS

Led team in scoring	9
Led team in rebounds	3
Led team in assists	1
Double Figure Points	50
Double Figure Rebounds	1
Double-Doubles	1
20-Point Games	8
30-Point Games	1
3+ Three Pointers	38
5+ Assists	--
3+ Steals	--
3+ Blocks	--

## GAME-BY-GAME

Opponent	Date	GS	MIN	Total		3-Pointers		Free throws		Rebounds				PF	A	T/O	BLK	STL	PTS	AVG
				FG-FGA	PCT	3FG-3FGA	PCT	FT-FTA	PCT	OFF	DEF	TOT	AVG							
Prairie View	11/09/19	*	21:49	0-5	.000	0-4	.000	0-0	.000	1	1	2	2.0	2	0	0	0	0	0	0.0
Miami (FL)	11/12/19	*	23:04	2-10	.200	1-7	.143	1-2	.500	3	2	5	3.5	0	0	1	0	3	6	3.0
at Illinois St.	11/17/19	*	15:00	0-5	.000	0-3	.000	0-1	.000	0	2	2	3.0	0	1	1	0	0	0	2.0
Col. of Charleston	11/23/19		15:51	1-3	.333	1-1	1.000	0-0	.000	0	1	1	2.5	0	0	0	0	1	3	2.3
vs Penn	11/28/19		10:32	0-1	.000	0-0	.000	0-0	.000	0	2	2	2.4	0	1	1	0	0	0	1.8
vs Pepperdine	11/29/19		07:32	0-0	.000	0-0	.000	0-0	.000	0	0	0	2.0	2	1	1	0	2	0	1.5
vs Col. of Charleston	12/01/19		15:35	1-3	.333	1-3	.333	0-0	.000	0	1	1	1.9	3	0	1	0	1	3	1.7
NJIT	12/07/19		18:15	3-7	.429	2-6	.333	0-0	.000	0	3	3	2.0	1	1	1	0	1	8	2.5
<b>Totals</b>		<b>3</b>	<b>127:38</b>	<b>7-34</b>	<b>.206</b>	<b>5-24</b>	<b>.208</b>	<b>1-3</b>	<b>.333</b>	<b>4</b>	<b>12</b>	<b>16</b>	<b>2.0</b>	<b>8</b>	<b>4</b>	<b>6</b>	<b>0</b>	<b>8</b>	<b>20</b>	<b>2.5</b>

### Player Averages

Games Played	Minutes/game	Points/game	FG Pct	3FG Pct	FT Pct	Rebounds/game	Assists/game	Turnovers/game	Assist/Turnover ratio	Steals/game	Blocks/game
8	16.0	2.5	20.6	20.6	33.3	2.0	0.5	0.8	0.7	1.0	0.0

## CAREER STATISTICS

SEASON	TEAM	GP-GS	MIN/AVG	Field Goals		3-Point		F-Throws		Rebounds				Scoring						
				FG-FGA	FG%	3FG-FGA	3FG%	FT-FTA	FT%	OFF	DEF	TOT	AVG	PF-FO	AST	TO	BLK	STL	PTS	AVG
2015-16	BC	30-3	499/16.6	55-119	.462	39-79	.494	14-14	1.000	10	31	41	1.4	32-0	16	26	2	8	163	5.4
2017-18	W&M	31-29	941/30.4	134-276	.486	77-180	.428	58-63	.921	11	73	84	2.7	52-0	35	35	5	19	403	13.0
2018-19	W&M	30-29	891/29.7	130-294	.442	89-222	.401	40-59	.678	9	88	97	3.2	34-0	38	47	2	16	389	13.0
2019-20	UCF	8-3	128/16.0	7-34	.206	5-24	.208	1-3	.333	4	12	16	2.0	8-0	4	6	0	8	20	2.5
<b>TOTAL FOR UCF</b>		<b>8-3</b>	<b>128/16.0</b>	<b>7-34</b>	<b>.206</b>	<b>5-24</b>	<b>.208</b>	<b>1-3</b>	<b>.333</b>	<b>4</b>	<b>12</b>	<b>16</b>	<b>2.0</b>	<b>8-0</b>	<b>4</b>	<b>6</b>	<b>0</b>	<b>8</b>	<b>20</b>	<b>2.5</b>
<b>TOTAL</b>		<b>99-64</b>	<b>2459/24.8</b>	<b>326-723</b>	<b>.451</b>	<b>210-505</b>	<b>.416</b>	<b>113-139</b>	<b>.813</b>	<b>34</b>	<b>204</b>	<b>238</b>	<b>2.4</b>	<b>126-0</b>	<b>93</b>	<b>114</b>	<b>9</b>	<b>51</b>	<b>975</b>	<b>9.8</b>



# DRE FULLER JR

6-5 | 210 | r-freshman | guard  
fayetteville, n.c. | admiral farragut (fla.)



# #3

## KNIGHT NOTES

### 2019-20

- NJIT 12/7: Went for 13 points for second straight game
- vs. Charleston 12/1: Scored 13 points on 4-of-6 shooting and 5-of-6 from the free throw line
- vs. Penn 11/28: Scored eight points and had five steals in first career start
- Charleston 11/23: Scored first-career points, recording 11 to go with six rebounds
- PVAMU 11/9: Had three assists in 12 minutes in collegiate debut

### 2018-19

- Sat out the season as a redshirt

### High School

- Played final three seasons at Admiral Farragut Academy in St. Petersburg, Fla.
- Led his team to the regionals
- Nominated for the McDonald's All-American Game
- Earned First Team All-Conference honors
- Named Spectrum Sports Player of the Week
- Honor Roll student

## 2019-20 HIGHS

Points	13	2x, last NJIT (12/7/19)
Rebounds	6	Charleston (11/23/19)
Assists	3	PVAMU (11/9/19)
Steals	5	vs. Penn (11/28/19)
Blocks	1	vs. Pepperdine (11/29/19)
FG made	6	NJIT (12/7/19)
FG attempts	11	2x, last NJIT (12/7/19)
3FG made	2	Charleston (11/23/19)
3FG attempts	4	2x, last NJIT (12/7/19)
FT made	5	vs. Charleston (12/1/19)
FT attempts	6	vs. Charleston (12/1/19)

## CAREER HIGHS

Points	13	2x, last NJIT (12/7/19)
Rebounds	6	Charleston (11/23/19)
Assists	3	PVAMU (11/9/19)
Steals	5	vs. Penn (11/28/19)
Blocks	1	vs. Pepperdine (11/29/19)
FG made	6	NJIT (12/7/19)
FG attempts	11	2x, last NJIT (12/7/19)
3FG made	2	Charleston (11/23/19)
3FG attempts	4	2x, last NJIT (12/7/19)
FT made	5	vs. Charleston (12/1/19)
FT attempts	6	vs. Charleston (12/1/19)

## MISCELLANEOUS GAME STATS

Led team in scoring	--
Led team in rebounds	--
Led team in assists	--
Double Figure Points	3
Double Figure Rebounds	--
Double-Doubles	--
20-Point Games	--
30-Point Games	--
3+ Three Pointers	--
5+ Assists	--
3+ Steals	1
3+ Blocks	--

## CAREER STATISTICS

		Field Goals		3-Point		F-Throws		Rebounds				Scoring								
SEASON	TEAM	GP-GS	MIN/AVG	FG-FGA	FG%	3FG-FGA	3FG%	FT-FTA	FT%	OFF	DEF	TOT	AVG	PF-FO	AST	TO	BLK	STL	PTS	AVG
2019-20	UCF	8-4	128/16.1	19-45	.422	3-16	.188	8-13	.615	7	11	18	2.3	8-0	13	7	1	11	49	6.1
<b>TOTAL</b>		<b>8-4</b>	<b>128/16.1</b>	<b>19-45</b>	<b>.422</b>	<b>3-16</b>	<b>.188</b>	<b>8-13</b>	<b>.615</b>	<b>7</b>	<b>11</b>	<b>18</b>	<b>2.3</b>	<b>8-0</b>	<b>13</b>	<b>7</b>	<b>1</b>	<b>11</b>	<b>49</b>	<b>6.1</b>

## GAME-BY-GAME

Opponent	Date	GS	MIN	Total		3-Pointers		Free throws		Rebounds				PF	A	T/O	BLK	STL	PTS	AVG	
				FG-FGA	PCT	3FG-3FGA	PCT	FT-FTA	PCT	OFF	DEF	TOT	AVG								
Prairie View	11/09/19		12:01	0-3	.000	0-3	.000	0-0	.000	0	0	0	0.0	1	3	0	0	0	0	0.0	
Miami (FL)	11/12/19		04:16	0-0	.000	0-0	.000	0-0	.000	0	1	1	0.5	0	1	0	0	0	0	0.0	
at Illinois St.	11/17/19		01:00	0-0	.000	0-0	.000	0-0	.000	0	0	0	0.3	0	0	1	0	0	0	0.0	
Col. of Charleston	11/23/19		21:34	4-8	.500	2-4	.500	1-2	.500	1	5	6	1.8	3	1	2	0	1	11	2.8	
vs Penn	11/28/19	*	30:09	3-11	.273	0-3	.000	2-4	.500	3	1	4	2.2	1	3	3	0	5	8	3.8	
vs Pepperdine	11/29/19	*	16:58	2-6	.333	0-1	.000	0-1	.000	1	3	4	2.5	0	1	0	1	2	4	3.8	
vs Col. of Charleston	12/01/19	*	21:43	4-6	.667	0-1	.000	5-6	.833	1	1	2	2.4	1	2	1	0	1	13	5.1	
NJIT	12/07/19	*	20:48	6-11	.545	1-4	.250	0-0	.000	1	0	1	2.3	2	2	0	0	2	13	6.1	
<b>Totals</b>			<b>4</b>	<b>128:29</b>	<b>19-45</b>	<b>.422</b>	<b>3-16</b>	<b>.188</b>	<b>8-13</b>	<b>.615</b>	<b>7</b>	<b>11</b>	<b>18</b>	<b>2.3</b>	<b>8</b>	<b>13</b>	<b>7</b>	<b>1</b>	<b>11</b>	<b>49</b>	<b>6.1</b>

### Player Averages

Games Played	Minutes/game	Points/game	FG Pct	3FG Pct	FT Pct	Rebounds/game	Assists/game	Turnovers/game	Assist/Turnover ratio	Steals/game	Blocks/game
8	16.1	6.1	42.2	42.2	61.5	2.3	1.6	0.9	1.9	1.4	0.1



# CEASAR DEJESUS

6-2 | 190 | r-junior | guard  
west new york, n.j. | mt. zion prep (md.)



# #4

## KNIGHT NOTES

### 2019-20

- Ranks fourth in The American, shooting 59.2 percent from the field
- NJIT 12/7: Led the Knights with 15 points on 7-of-9 shooting from the field
- vs. Penn 11/28: Scored 21 points on 8-of-10 shooting
- at Illinois State 11/17: Led the Knights with a career-high five assists in the road victory
- Miami 11/12: Scored 11 points, while grabbing three boards and handing out two assists
- PVAMU 11/9: Scored 11 points with five rebounds and three assists in season opener

### 2018-19

- Played in 28 games, averaging 11.3 minutes per game
- Scored 3.4 points per game on 47.9 percent shooting from the floor
- Shot 72.4 percent from the free throw line
- VCU 3/22: Made the only shot he took in six minutes of action in UCF's first NCAA Tournament win
- UConn 1/31: Scored a season-high 11 points on 4-of-4 from the floor
- Memphis 1/27: Had eight points on 4-of-4 shooting from the field
- Tulane 1/23: Scored four points and had two steals in the win
- Illinois St 12/21: Had nine points for third straight game
- Stetson 12/16: Scored nine points with three assists
- Ga. Southern 12/11: Scored a season high nine points with one three-pointer
- Grambling 12/8: Scored eight points off the bench, going 4-for-4 from the free throw line
- Saint Joe's 11/16: Scored seven points with three rebounds
- FAU 11/11: Had five points, four assists and two steals
- Rider 11/6: Scored six points in 15 minutes off the bench

### 2019-20 HIGHS

Points	21	vs. Pepperdine (11/29/19)
Rebounds	5	PVAMU (11/9/19)
Assists	5	at Illinois State (11/17/19)
Steals	2	at Illinois State (11/17/19)
Blocks	--	--
FG made	8	vs. Pepperdine (11/29/19)
FG attempts	12	Miami (11/12/19)
3FG made	2	2x, last vs. Pepperdine (11/29/19)
3FG attempts	3	3x, last vs. Pepperdine (11/29/19)
FT made	3	3x, last vs. Pepperdine (11/29/19)
FT attempts	4	3x, last vs. Pepperdine (11/29/19)

### CAREER HIGHS

Points	21	vs. Pepperdine (11/29/19)
Rebounds	6	at Stetson (12/19/17)
Assists	5	at Illinois State (11/17/19)
Steals	3	2x, last Temple (1/7/18)
Blocks	1	2x, last at Memphis (1/27/19)
FG made	8	vs. Pepperdine (11/29/19)
FG attempts	13	at ECU (12/31/17)
3FG made	3	at ECU (12/31/17)
3FG attempts	5	at ECU (12/31/17)
FT made	5	5x, last Stetson (12/16/18)
FT attempts	7	Mercer (11/10/17)

### MISCELLANEOUS GAME STATS

Led team in scoring	6
Led team in rebounds	1
Led team in assists	7
Double Figure Points	15
Double Figure Rebounds	--
Double-Doubles	--
20-Point Games	1
30-Point Games	--
3+ Three Pointers	1
5+ Assists	1
3+ Steals	2
3+ Blocks	--

### CAREER STATISTICS

				Field Goals		3-Point		F-Throws		Rebounds				Scoring						
SEASON	TEAM	GP-GS	MIN/AVG	FG-FGA	FG%	3FG-FGA	3FG%	FT-FTA	FT%	OFF	DEF	TOT	AVG	PF-FO	AST	TO	BLK	STL	PTS	AVG
2017-18	UCF	32-32	877/27.4	94-226	.416	17-45	.378	69-93	.742	14	59	73	2.3	50-0	58	61	0	24	274	8.6
2018-19	UCF	28-0	315/11.2	34-71	.479	6-19	.316	21-29	.724	5	20	25	0.9	20-0	20	26	3	7	95	3.4
2019-20	UCF	8-4	183/22.9	29-49	.592	7-15	.467	14-17	.824	0	17	17	2.1	14-0	18	17	0	4	79	9.9
<b>TOTAL</b>		<b>68-36</b>	<b>1375/20.2</b>	<b>157-346</b>	<b>.454</b>	<b>30-79</b>	<b>.380</b>	<b>104-139</b>	<b>.748</b>	<b>19</b>	<b>96</b>	<b>115</b>	<b>1.7</b>	<b>84-0</b>	<b>96</b>	<b>104</b>	<b>3</b>	<b>35</b>	<b>448</b>	<b>6.6</b>

## GAME-BY-GAME

Opponent	Date	GS	MIN	Total		3-Pointers		Free throws		Rebounds			PF	A	T/O	BLK	STL	PTS	AVG		
				FG-FGA	PCT	3FG-3FGA	PCT	FT-FTA	PCT	OFF	DEF	TOT								AVG	
Prairie View	11/09/19	*	24:51	3-4	.750	2-3	.667	3-4	.750	0	5	5	5.0	4	3	3	0	1	11	11.0	
Miami (FL)	11/12/19	*	31:44	4-12	.333	0-3	.000	3-4	.750	0	3	3	4.0	3	2	4	0	0	11	11.0	
at Illinois St.	11/17/19		11:00	0-0	.000	0-0	.000	2-2	1.000	0	2	2	3.3	0	5	2	0	2	2	8.0	
Col. of Charleston	11/23/19		19:47	2-5	.400	1-2	.500	0-0	.000	0	1	1	2.8	3	2	2	0	0	5	7.3	
vs Penn	11/28/19		18:46	2-3	.667	1-1	1.000	1-1	1.000	0	0	0	2.2	1	0	2	0	1	6	7.0	
vs Pepperdine	11/29/19		24:52	8-10	.800	2-3	.667	3-4	.750	0	2	2	2.2	3	2	1	0	0	21	9.3	
vs Col. of Charleston	12/01/19	*	26:10	3-6	.500	0-1	.000	2-2	1.000	0	1	1	2.0	0	3	2	0	0	8	9.1	
NJIT	12/07/19	*	26:17	7-9	.778	1-2	.500	0-0	.000	0	3	3	2.1	0	1	1	0	0	15	9.9	
<b>Totals</b>			<b>4</b>	<b>183:27</b>	<b>29-49</b>	<b>.592</b>	<b>7-15</b>	<b>.467</b>	<b>14-17</b>	<b>.824</b>	<b>0</b>	<b>17</b>	<b>17</b>	<b>2.1</b>	<b>14</b>	<b>18</b>	<b>17</b>	<b>0</b>	<b>4</b>	<b>79</b>	<b>9.9</b>

### Player Averages

Games Played	Minutes/game	Points/game	FG Pct	3FG Pct	FT Pct	Rebounds/game	Assists/game	Turnovers/game	Assist/Turnover ratio	Steals/game	Blocks/game
8	22.9	9.9	59.2	59.2	82.4	2.1	2.3	2.1	1.1	0.5	0.0



# AVERY DIGGS

6-11 | 250 | junior | center  
brandon, fla. | spoto hs | uscup | swmiss



## KNIGHT NOTES

### 2019-20

- vs. Pepperdine 11/29: Scored eight points off the bench
- Charleston 11/23: Started first game at UCF
- at Illinois State 11/17: Recorded season highs of 10 points, seven rebounds, three assists and two blocks in the win
- Miami 11/12: Scored six points and grabbed five rebounds
- PVAMU 11/9: Scored three points with three rebounds in debut with Knights

### 2018-19 at Southwest Mississippi

- Appeared in 18 games, averaging 10.3 points and 5.3 rebounds per game
- Also added 1.4 blocked shots and 1.4 assists per game
- Shot 58.6 percent from the field, 36.0 percent from three-point range and 72.2 percent from the free throw line
- Had a season-high 21 points on 9-of-10 shooting in a win over Royal Ambassador Prep

## 2019-20 HIGHS

Points	10	at Illinois State (11/17/19)
Rebounds	7	at Illinois State (11/17/19)
Assists	3	at Illinois State (11/17/19)
Steals	1	2x, last vs. Pepperdine (11/29/19)
Blocks	2	at Illinois State (11/17/19)
FG made	5	at Illinois State (11/17/19)
FG attempts	8	at Illinois State (11/17/19)
3FG made	--	--
3FG attempts	1	PVAMU (11/9/19)
FT made	4	vs. Pepperdine (11/29/19)
FT attempts	4	2x, last vs. Pepperdine (11/29/19)

## CAREER HIGHS

Points	12	at FGCU (1/11/18)
Rebounds	9	2x, last at Kennesaw (2/3/18)
Assists	3	at Illinois State (11/17/19)
Steals	2	at Georgia (11/14/17)
Blocks	3	vs. Bowling Green (11/24/17)
FG made	5	3x, last at Illinois State (11/17/19)
FG attempts	8	2x, last at Illinois State (11/17/19)
3FG made	1	at Georgia (11/14/17)
3FG attempts	2	at Creighton (12/20/17)
FT made	4	2x, last vs. Pepperdine (11/29/19)
FT attempts	4	3x, last vs. Pepperdine (11/29/19)

## MISCELLANEOUS GAME STATS

Led team in scoring	1
Led team in rebounds	5
Led team in assists	--
Double Figure Points	4
Double Figure Rebounds	--
Double-Doubles	--
20-Point Games	--
30-Point Games	--
3+ Three Pointers	--
5+ Assists	--
3+ Steals	--
3+ Blocks	1

## CAREER STATISTICS

SEASON	TEAM	GP-GS	MIN/AVG	Field Goals		3-Point		F-Throws		Rebounds				Scoring						
				FG-FGA	FG%	3FG-FGA	3FG%	FT-FTA	FT%	OFF	DEF	TOT	AVG	PF	FO	AST	TO	BLK	STL	PTS
2017-18	USCU	31-12	431/13.9	53-94	.564	1-5	.200	13-23	.565	43	68	111	3.6	62-2	8	24	16	7	120	3.9
2019-20	UCF	8-1	112/14.0	12-26	.462	0-1	.000	8-10	.800	9	13	22	2.8	15-0	7	10	5	2	32	4.0
<b>TOTAL FOR UCF</b>		<b>8-1</b>	<b>112/14.0</b>	<b>12-26</b>	<b>.462</b>	<b>0-1</b>	<b>.000</b>	<b>8-10</b>	<b>.800</b>	<b>9</b>	<b>13</b>	<b>22</b>	<b>2.8</b>	<b>15-0</b>	<b>7</b>	<b>10</b>	<b>5</b>	<b>2</b>	<b>32</b>	<b>4.0</b>
<b>TOTAL</b>		<b>39-13</b>	<b>543/13.9</b>	<b>65-120</b>	<b>.542</b>	<b>1-6</b>	<b>.167</b>	<b>21-33</b>	<b>.636</b>	<b>52</b>	<b>81</b>	<b>133</b>	<b>3.4</b>	<b>77-2</b>	<b>15</b>	<b>34</b>	<b>21</b>	<b>9</b>	<b>152</b>	<b>3.9</b>

## GAME-BY-GAME

Opponent	Date	GS	MIN	Total		3-Pointers		Free throws		Rebounds				PF	A	T/O	BLK	STL	PTS	AVG
				FG-FGA	PCT	3FG-3FGA	PCT	FT-FTA	PCT	OFF	DEF	TOT	AVG							
Prairie View	11/09/19		12:12	0-2	.000	0-1	.000	3-4	.750	0	3	3	3.0	0	1	1	1	0	3	3.0
Miami (FL)	11/12/19		22:59	3-5	.600	0-0	.000	0-0	.000	1	4	5	4.0	2	1	3	0	0	6	4.5
at Illinois St.	11/17/19		30:00	5-8	.625	0-0	.000	0-0	.000	5	2	7	5.0	3	3	2	2	1	10	6.3
Col. of Charleston	11/23/19 *		10:59	1-5	.200	0-0	.000	0-0	.000	1	2	3	4.5	2	1	1	1	0	2	5.3
vs Penn	11/28/19		03:36	0-0	.000	0-0	.000	1-2	.500	0	0	0	3.6	1	0	2	0	0	1	4.4
vs Pepperdine	11/29/19		18:26	2-4	.500	0-0	.000	4-4	1.000	2	1	3	3.5	1	1	0	0	1	8	5.0
vs Col. of Charleston	12/01/19		08:43	1-1	1.000	0-0	.000	0-0	.000	0	1	1	3.1	2	0	0	0	0	2	4.6
NJIT	12/07/19		04:51	0-1	.000	0-0	.000	0-0	.000	0	0	0	2.8	4	0	1	1	0	0	4.0
<b>Totals</b>		<b>1</b>	<b>111:46</b>	<b>12-26</b>	<b>.462</b>	<b>0-1</b>	<b>.000</b>	<b>8-10</b>	<b>.800</b>	<b>9</b>	<b>13</b>	<b>22</b>	<b>2.8</b>	<b>15</b>	<b>7</b>	<b>10</b>	<b>5</b>	<b>2</b>	<b>32</b>	<b>4.0</b>

### Player Averages

Games Played	Minutes/game	Points/game	FG Pct	3FG Pct	FT Pct	Rebounds/game	Assists/game	Turnovers/game	Assist/Turnover ratio	Steals/game	Blocks/game
8	14.0	4.0	46.2	46.2	80.0	2.8	0.9	1.3	0.7	0.3	0.6



# DAZON INGRAM

6-6 | 205 | r-senior | guard  
theodore, ala. | theodore | alabama



## KNIGHT NOTES

### 2019-20

- Over last five games has totaled 24 assists to just two turnovers, ranking third in The American with a 2.6 assist-to-turnover ratio overall
- Leads the Knights and ranks 12th in the league with 6.9 rebounds per game
- Is third in the conference with 3.9 assists per contest
- NJIT 12/7: Scored 13 points with five rebounds, four assists and just one turnover
- vs. Charleston 12/1: Didn't shoot well, but had team highs of nine rebounds and six assists with two blocks and two steals
- vs. Pepperdine 11/29: Scored in double figures for the third straight game, going for 14 points, eight rebounds and five assists
- vs. Penn 11/28: Had season-high 17 points and 13 boards for first double-double at UCF
- Charleston 11/23: Scored 11 points to go with four assists and six rebounds
- Miami 11/12: Scored nine points, grabbed six rebounds and dished out four assists, eclipsing the 1,000-point mark for his career
- PVAMU 11/9: Led UCF with 16 points and seven rebounds in debut as a Knight

### 2018-19 at Alabama

- Ranked second on the team in assists (2.4 apg), third in rebounding (3.8) and fifth in scoring (7.1)
- Vanderbilt 2/23: Finished with 13 points and 10 rebounds for first double-double of season
- Kentucky 1/5: Finished with 11 points, four rebounds, and four assists against No. 13 Wildcats
- Georgia State 12/4: Scored a season high of 17 points while adding eight rebounds and two assists
- UCF 11/29: Led the team in assists (4) and steals (2) while snatching six rebounds and scoring five points

### 2019-20 HIGHS

Points	17	vs. Penn (11/28/19)
Rebounds	13	vs. Penn (11/28/19)
Assists	6	vs. Charleston (12/1/19)
Steals	2	3x, last NJIT (12/7/19)
Blocks	2	vs. Charleston (12/1/19)
FG made	6	vs. Penn (11/28/19)
FG attempts	20	vs. Penn (11/28/19)
3FG made	1	3x, last vs. Pepperdine (11/29/19)
3FG attempts	3	PVAMU (11/9/19)
FT made	7	2x, last Charleston (11/23/19)
FT attempts	11	PVAMU (11/9/19)

### CAREER HIGHS

Points	22	2x, last Louisiana Tech (11/29/17)
Rebounds	14	Rhode Island (12/6/17)
Assists	7	2x, last at LSU (1/14/17)
Steals	5	Auburn (2/4/17)
Blocks	3	at Vanderbilt (1/2/18)
FG made	9	Ole Miss (3/1/17)
FG attempts	20	vs. Penn (11/28/19)
3FG made	3	3x, last at Vanderbilt (2/9/19)
3FG attempts	6	Texas A&M (12/30/17)
FT made	13	Louisiana Tech (11/29/17)
FT attempts	17	Louisiana Tech (11/29/17)

### MISCELLANEOUS GAME STATS

Led team in scoring	9
Led team in rebounds	21
Led team in assists	39
Double Figure Points	51
Double Figure Rebounds	6
Double-Doubles	6
20-Point Games	3
30-Point Games	--
3+ Three Pointers	3
5+ Assists	23
3+ Steals	6
3+ Blocks	1

## GAME-BY-GAME

Opponent	Date	GS	MIN	Total			3-Pointers		Free throws		Rebounds			PF	A	T/O	BLK	STL	PTS	AVG
				FG-FGA	PCT	3FG-3FGA	PCT	FT-FTA	PCT	OFF	DEF	TOT	AVG							
Prairie View	11/09/19	*	35:18	4-9	.444	1-3	.333	7-11	.636	3	4	7	7.0	3	2	3	1	2	16	16.0
Miami (FL)	11/12/19	*	30:41	4-6	.667	0-0	.000	1-3	.333	2	4	6	6.5	4	4	1	0	9	12.5	
at Illinois St.	11/17/19	*	23:00	2-3	.667	0-0	.000	1-1	1.000	0	1	1	4.7	3	1	3	1	0	5	10.0
Col. of Charleston	11/23/19	*	31:23	2-6	.333	0-1	.000	7-10	.700	1	5	6	5.0	0	4	0	0	11	10.3	
vs Penn	11/28/19	*	37:22	6-20	.300	1-1	1.000	4-4	1.000	6	7	13	6.6	1	5	1	1	17	11.6	
vs Pepperdine	11/29/19	*	24:30	5-8	.625	1-2	.500	3-5	.600	0	8	8	6.8	4	5	0	0	14	12.0	
vs Col. of Charleston	12/01/19	*	29:50	1-8	.125	0-1	.000	0-0	.000	2	7	9	7.1	2	6	0	2	2	10.6	
NJIT	12/07/19	*	23:50	5-7	.714	0-0	.000	3-4	.750	0	5	5	6.9	1	4	1	0	2	13	10.9
<b>Totals</b>			<b>8 235:54</b>	<b>29-67</b>	<b>.433</b>	<b>3-8</b>	<b>.375</b>	<b>26-38</b>	<b>.684</b>	<b>14</b>	<b>41</b>	<b>55</b>	<b>6.9</b>	<b>18</b>	<b>31</b>	<b>12</b>	<b>6</b>	<b>7</b>	<b>87</b>	<b>10.9</b>

### Player Averages

Games Played	Minutes/game	Points/game	FG Pct	3FG Pct	FT Pct	Rebounds/game	Assists/game	Turnovers/game	Assist/Turnover ratio	Steals/game	Blocks/game
8	29.5	10.9	43.3	43.3	68.4	6.9	3.9	1.5	2.6	0.9	0.8


## CAREER STATISTICS

SEASON	TEAM	GP-GS	MIN/AVG	Field Goals		3-Point		F-Throws		Rebounds			Scoring							
				FG-FGA	FG%	3FG-FGA	3FG%	FT-FTA	FT%	OFF	DEF	TOT	AVG	PF-FO	AST	TO	BLK	STL	PTS	AVG
2015-16	Bama	7-7	179/25.6	20-37	.541	1-2	.500	13-22	.591	6	35	41	5.9	24-2	23	24	3	8	54	7.7
2016-17	Bama	34-34	934/27.5	118-227	.520	21-49	.429	103-156	.660	35	117	152	4.5	89-4	113	85	8	30	360	10.6
2017-18	Bama	35-32	1007/28.8	100-235	.426	19-67	.284	122-177	.689	33	167	200	5.7	93-3	92	79	12	30	341	9.7
2018-19	Bama	32-19	711/22.2	67-148	.453	16-42	.381	76-107	.710	27	94	121	3.8	83-2	82	64	4	17	226	7.1
2019-20	UCF	8-8	236/29.5	29-67	.433	3-8	.375	26-38	.684	14	41	55	6.9	18-0	31	12	6	7	87	10.9
<b>TOTAL FOR UCF</b>	<b>8-8</b>	<b>236/29.5</b>	<b>29-67</b>	<b>.433</b>	<b>3-8</b>	<b>.375</b>	<b>26-38</b>	<b>.684</b>	<b>.684</b>	<b>14</b>	<b>41</b>	<b>55</b>	<b>6.9</b>	<b>18-0</b>	<b>31</b>	<b>12</b>	<b>6</b>	<b>7</b>	<b>87</b>	<b>10.9</b>
<b>TOTAL</b>	<b>116-100</b>	<b>3067/26.4</b>	<b>334-714</b>	<b>.468</b>	<b>60-168</b>	<b>.357</b>	<b>340-500</b>	<b>.680</b>	<b>.680</b>	<b>115</b>	<b>454</b>	<b>569</b>	<b>4.9</b>	<b>307-11</b>	<b>341</b>	<b>264</b>	<b>33</b>	<b>92</b>	<b>1068</b>	<b>9.2</b>



# BRANDON MAHAN

6-5 | 200 | junior | guard  
 birmingham, ala. | central park | tamu



## KNIGHT NOTES

### 2019-20

- vs. Pepperdine 11/29: Scored 11 points, grabbed eight rebounds and had four assists
- at Illinois State 11/17: Scored 17 points and grabbed a career-high 10 rebounds for first double-double of career
- PVAMU 11/9: Scored 12 points off the bench in his debut for the Knights

### 2018-19 at Texas A&M

- Played in all 31 games, making 20 starts
- Averaged 5.9 points and 2.8 rebounds per game
- Added 23 assists, eight blocks and 19 steals
- Shot 38.4 percent from three-point range, knocking down 43 from beyond the arc

## 2019-20 HIGHS

Points	17	at Illinois State (11/17/19)
Rebounds	10	at Illinois State (11/17/19)
Assists	4	vs. Pepperdine (11/29/19)
Steals	2	2x, last vs. Pepperdine (11/29/19)
Blocks	1	Miami (11/12/19)
FG made	6	at Illinois State (11/17/19)
FG attempts	13	at Illinois State (11/17/19)
3FG made	3	2x, last vs. Charleston (12/1/19)
3FG attempts	9	at Illinois State (11/17/19)
FT made	2	2x, last at Illinois State (11/17/19)
FT attempts	4	2x, last at Illinois State (11/17/19)

## CAREER HIGHS

Points	20	2x, last at Ole Miss (2/6/19)
Rebounds	10	at Illinois State (11/17/19)
Assists	4	2x, last vs. Pepperdine (11/29/19)
Steals	3	3x, last vs. Miss. State (3/14/19)
Blocks	1	9x, last Miami (11/12/19)
FG made	7	2x, last at Ole Miss (2/6/19)
FG attempts	13	at Illinois State (11/17/19)
3FG made	6	at Ole Miss (2/6/19)
3FG attempts	10	Savannah State (11/7/18)
FT made	3	2x, last Alabama (2/19/19)
FT attempts	5	South Alabama (11/23/18)

## MISCELLANEOUS GAME STATS

Led team in scoring	2
Led team in rebounds	2
Led team in assists	--
Double Figure Points	10
Double Figure Rebounds	1
Double-Doubles	1
20-Point Games	2
30-Point Games	--
3+ Three Pointers	6
5+ Assists	--
3+ Steals	3
3+ Blocks	--

## CAREER STATISTICS

SEASON	TEAM	GP-GS	MIN/AVG	Field Goals		3-Point		F-Throws		Rebounds				Scoring						
				FG-FGA	FG%	3FG-FGA	3FG%	FT-FTA	FT%	OFF	DEF	TOT	AVG	PF	FO	AST	TO	BLK	STL	PTS
2018-19	TA&M	32-20	719/22.5	62-157	.395	43-112	.384	21-34	.618	20	71	91	2.8	55-0	23	23	8	19	188	5.9
2019-20	UCF	8-1	140/17.5	21-53	.396	9-33	.273	5-10	.500	12	22	34	4.3	8-0	7	10	1	6	56	7.0
<b>TOTAL FOR UCF</b>		<b>8-1</b>	<b>140/17.5</b>	<b>21-53</b>	<b>.396</b>	<b>9-33</b>	<b>.273</b>	<b>5-10</b>	<b>.500</b>	<b>12</b>	<b>22</b>	<b>34</b>	<b>4.3</b>	<b>8-0</b>	<b>7</b>	<b>10</b>	<b>1</b>	<b>6</b>	<b>56</b>	<b>7.0</b>
<b>TOTAL</b>		<b>40-21</b>	<b>859/21.5</b>	<b>83-210</b>	<b>.395</b>	<b>52-145</b>	<b>.359</b>	<b>26-44</b>	<b>.591</b>	<b>32</b>	<b>93</b>	<b>125</b>	<b>3.1</b>	<b>63-0</b>	<b>30</b>	<b>33</b>	<b>9</b>	<b>25</b>	<b>244</b>	<b>6.1</b>

## GAME-BY-GAME

Opponent	Date	GS	MIN	Total		3-Pointers		Free throws		Rebounds				PF	A	T/O	BLK	STL	PTS	AVG
				FG-FGA	PCT	3FG-FGA	PCT	FT-FTA	PCT	OFF	DEF	TOT	AVG							
Prairie View	11/09/19		15:44	4-6	.667	2-4	.500	2-4	.500	2	2	4	4.0	4	1	3	0	0	12	12.0
Miami (FL)	11/12/19		08:54	1-4	.250	0-2	.000	0-0	.000	1	0	1	2.5	0	0	1	1	0	2	7.0
at Illinois St.	11/17/19		27:00	6-13	.462	3-9	.333	2-4	.500	4	6	10	5.0	1	0	1	0	1	17	10.3
Col. of Charleston	11/23/19 *		10:28	1-4	.250	0-1	.000	0-0	.000	1	3	4	4.8	0	0	2	0	0	2	8.3
vs Penn	11/28/19		11:28	0-5	.000	0-2	.000	0-0	.000	0	0	0	3.8	1	0	1	0	2	0	6.6
vs Pepperdine	11/29/19		27:10	5-11	.455	1-6	.167	0-0	.000	2	6	8	4.5	1	4	1	0	2	11	7.3
vs Col. of Charleston	12/01/19		24:23	4-7	.571	3-6	.500	1-2	.500	2	2	4	4.4	0	0	0	0	1	12	8.0
NJIT	12/07/19		14:40	0-3	.000	0-3	.000	0-0	.000	0	3	3	4.3	1	2	1	0	0	0	7.0
<b>Totals</b>		<b>1</b>	<b>139:47</b>	<b>21-53</b>	<b>.396</b>	<b>9-33</b>	<b>.273</b>	<b>5-10</b>	<b>.500</b>	<b>12</b>	<b>22</b>	<b>34</b>	<b>4.3</b>	<b>8</b>	<b>7</b>	<b>10</b>	<b>1</b>	<b>6</b>	<b>56</b>	<b>7.0</b>

### Player Averages

Games Played	Minutes/game	Points/game	FG Pct	3FG Pct	FT Pct	Rebounds/game	Assists/game	Turnovers/game	Assist/Turnover ratio	Steals/game	Blocks/game
8	17.5	7.0	39.6	39.6	50.0	4.3	0.9	1.3	0.7	0.8	0.1



# IBRAHIM FAMOUKE DOUMBIA

6-7 | 205 | r-sophomore | forward  
bamako, mali | miami country day | sc



## KNIGHT NOTES

### 2019-20

- Ranks sixth in The American with 1.4 blocked shots per game, while averaging just 6.5 minutes per contest
- NJIT 12/7: Scored three points and blocked five shots
- at Illinois State 11/17: Had first career start, blocking two shots in the win
- Miami 11/12: Led the Knights with seven rebounds in just nine minutes
- PVAMU 11/9: Scored one point, had one rebound and blocked one shot in UCF debut

### 2018-19

- Sat out the season due to NCAA transfer rules

### 2017-18 at South Carolina

- Played in 12 games off the bench at South Carolina
- Scored eight points and grabbed 10 rebounds in his freshman season with the Gamecocks

## 2019-20 HIGHS

Points	3	NJIT (12/7/19)
Rebounds	7	Miami (11/12/19)
Assists	1	3x, last Charleston (11/23/19)
Steals	1	PVAMU (11/9/19)
Blocks	5	NJIT (12/7/19)
FG made	1	4x, last NJIT (12/7/19)
FG attempts	3	3x, last NJIT (12/7/19)
3FG made	--	--
3FG attempts	1	2x, last NJIT (12/7/19)
FT made	1	2x, last NJIT (12/7/19)
FT attempts	2	2x, last NJIT (12/7/19)

## CAREER HIGHS

Points	3	2x, last NJIT (12/7/19)
Rebounds	7	Miami (11/12/19)
Assists	1	3x, last Charleston (11/23/19)
Steals	1	2x, last PVAMU (11/9/19)
Blocks	5	NJIT (12/7/19)
FG made	1	7x, last NJIT (12/7/19)
FG attempts	4	2x, last Missouri (1/3/18)
3FG made	--	--
3FG attempts	1	5x, last NJIT (12/7/19)
FT made	1	4x, last NJIT (12/7/19)
FT attempts	2	4x, last NJIT (12/7/19)

## MISCELLANEOUS GAME STATS

Led team in scoring	--
Led team in rebounds	1
Led team in assists	--
Double Figure Points	--
Double Figure Rebounds	--
Double-Doubles	--
20-Point Games	--
30-Point Games	--
3+ Three Pointers	--
5+ Assists	--
3+ Steals	--
3+ Blocks	1

## CAREER STATISTICS

SEASON	TEAM	GP-GS	MIN/AVG	Field Goals		3-Point		F-Throws		Rebounds				Scoring						
				FG-FGA	FG%	3FG-FGA	3FG%	FT-FTA	FT%	OFF	DEF	TOT	AVG	PF-FO	AST	TO	BLK	STL	PTS	AVG
2017-18	USC	12-0	43/3.6	3-13	.231	0-3	.000	2-4	.500	2	8	10	0.8	10-0	0	0	0	1	8	0.7
2019-20	UCF	7-1	45/6.5	4-13	.308	0-2	.000	2-4	.500	6	10	16	2.3	5-0	3	5	10	1	10	1.4
<b>TOTAL FOR UCF</b>	<b>7-1</b>	<b>45/6.5</b>	<b>4-13</b>	<b>.308</b>	<b>0-2</b>	<b>.000</b>	<b>2-4</b>	<b>.500</b>	<b>6</b>	<b>10</b>	<b>16</b>	<b>2.3</b>	<b>5-0</b>	<b>3</b>	<b>5</b>	<b>10</b>	<b>1</b>	<b>10</b>	<b>1.4</b>	
<b>TOTAL</b>	<b>19-1</b>	<b>88/4.6</b>	<b>7-26</b>	<b>.269</b>	<b>0-5</b>	<b>.000</b>	<b>4-8</b>	<b>.500</b>	<b>8</b>	<b>18</b>	<b>26</b>	<b>1.4</b>	<b>15-0</b>	<b>3</b>	<b>5</b>	<b>10</b>	<b>2</b>	<b>18</b>	<b>0.9</b>	

## GAME-BY-GAME

Opponent	Date	GS	MIN	Total		3-Pointers		Free throws		Rebounds				PF	A	T/O	BLK	STL	PTS	AVG
				FG-FGA	PCT	3FG-3FGA	PCT	FT-FTA	PCT	OFF	DEF	TOT	AVG							
Prairie View	11/09/19		08:00	0-2	.000	0-0	.000	1-2	.500	0	1	1	1.0	1	1	0	1	1	1	1.0
Miami (FL)	11/12/19		09:03	1-3	.333	0-0	.000	0-0	.000	3	4	7	4.0	2	1	2	1	0	2	1.5
at Illinois St.	11/17/19	*	08:00	0-1	.000	0-1	.000	0-0	.000	0	1	1	3.0	0	0	0	2	0	0	1.0
Col. of Charleston	11/23/19		04:14	1-1	1.000	0-0	.000	0-0	.000	0	0	0	2.3	0	1	0	0	0	2	1.3
vs Pepperdine	11/29/19		03:06	0-0	.000	0-0	.000	0-0	.000	1	1	2	2.2	0	0	1	1	0	0	1.0
vs Col. of Charleston	12/01/19		03:13	1-3	.333	0-0	.000	0-0	.000	1	1	2	2.2	1	0	0	0	0	2	1.2
NJIT	12/07/19		09:43	1-3	.333	0-1	.000	1-2	.500	1	2	3	2.3	1	0	2	5	0	3	1.4
<b>Totals</b>			<b>1 45:19</b>	<b>4-13</b>	<b>.308</b>	<b>0-2</b>	<b>.000</b>	<b>2-4</b>	<b>.500</b>	<b>6</b>	<b>10</b>	<b>16</b>	<b>2.3</b>	<b>5</b>	<b>3</b>	<b>5</b>	<b>10</b>	<b>1</b>	<b>10</b>	<b>1.4</b>

### Player Averages

Games Played	Minutes/game	Points/game	FG Pct	3FG Pct	FT Pct	Rebounds/game	Assists/game	Turnovers/game	Assist/Turnover ratio	Steals/game	Blocks/game
7	6.5	1.4	30.8	30.8	50.0	2.3	0.4	0.7	0.6	0.1	1.4





# FRANKBERTZ

6-5 | 180 | senior | guard  
hesperia, calif. | sultana | east la coll.



## KNIGHT NOTES

### 2019-20

- vs. Charleston 12/1: Scored 10 points on 2-of-4 from beyond the arc
- Charleston 11/23: Scored nine points on 3-of-5 shooting
- Miami: 11/12: Led UCF with 13 points on three 3-pointers and had a team-high four assists
- PVAMU 11/9: Scored eight points and had seven rebounds in season opener

### 2018-19

- Scored 102 points and grabbed 45 rebounds, knocking down 27 three-pointers
- Played in all 33 contests, averaging 3.1 points in 11.4 minutes per game
- Added 16 offensive rebounds and was fourth on the team with 20 steals
- VCU 3/22: Knocked down three three-pointers to score nine points in UCF's first NCAA Tournament win
- SMU 2/24: Scored nine points on 3-of-6 shooting from beyond the arc
- Cincinnati 2/21: Scored six points in less than six minutes, going 2-of-2 from long distance
- Houston 2/7: Hit two threes for six points
- Memphis 1/27: Knocked down 2-of-5 from three-point range for six points
- WKU 11/18: Scored 11 points on three three-pointers
- Saint Joe's 11/16: Scored 10 points on two three-pointers
- Rider 11/6: Made UCF debut

## 2019-20 HIGHS

Points	13	Miami (11/12/19)
Rebounds	7	PVAMU (11/9/19)
Assists	4	Miami (11/12/19)
Steals	1	2x, last NJIT (12/7/19)
Blocks	1	at Illinois State (11/17/19)
FG made	5	Miami (11/12/19)
FG attempts	8	PVAMU (11/9/19)
3FG made	3	Miami (11/12/19)
3FG attempts	6	PVAMU (11/9/19)
FT made	2	Charleston (11/23/19)
FT attempts	2	Charleston (11/23/19)

## CAREER HIGHS

Points	13	Miami (11/12/19)
Rebounds	7	PVAMU (11/9/19)
Assists	4	Miami (11/12/19)
Steals	2	5x, last at Temple (3/9/19)
Blocks	1	3x, last at Illinois State (11/17/19)
FG made	5	Miami (11/12/19)
FG attempts	9	2x, last Stetson (12/16/18)
3FG made	3	5x, last Miami (11/12/19)
3FG attempts	7	WKU (11/18/18)
FT made	2	4x, last Charleston (11/23/19)
FT attempts	2	5x, last Charleston (11/23/19)

## MISCELLANEOUS GAME STATS

Led team in scoring	1
Led team in rebounds	1
Led team in assists	1
Double Figure Points	4
Double Figure Rebounds	--
Double-Doubles	--
20-Point Games	--
30-Point Games	--
3+ Three Pointers	5
5+ Assists	--
3+ Steals	--
3+ Blocks	--

## CAREER STATISTICS

SEASON	TEAM	GP-GS	MIN/AVG	Field Goals		3-Point		F-Throws		Rebounds					Scoring					
				FG-FGA	FG%	3FG-FGA	3FG%	FT-FTA	FT%	OFF	DEF	TOT	AVG	PF	FO	AST	TO	BLK	STL	PTS
2018-19	UCF	33-0	382/11.6	34-97	.351	27-75	.360	7-9	.778	16	29	45	1.4	32-0	15	13	2	20	102	3.1
2019-20	UCF	8-5	181/22.6	18-40	.450	8-23	.348	2-2	1.000	15	15	30	3.8	5-0	8	6	1	2	46	5.8
<b>TOTAL</b>		<b>41-5</b>	<b>563/13.7</b>	<b>52-137</b>	<b>.380</b>	<b>35-98</b>	<b>.357</b>	<b>9-11</b>	<b>.818</b>	<b>31</b>	<b>44</b>	<b>75</b>	<b>1.8</b>	<b>37-0</b>	<b>23</b>	<b>19</b>	<b>3</b>	<b>22</b>	<b>148</b>	<b>3.6</b>

## GAME-BY-GAME

Opponent	Date	GS	MIN	Total		3-Pointers		Free throws		Rebounds					PF	A	T/O	BLK	STL	PTS	AVG
				FG-FGA	PCT	3FG-3FGA	PCT	FT-FTA	PCT	OFF	DEF	TOT	AVG								
Prairie View	11/09/19	*	26:44	3-8	.375	2-6	.333	0-0	.000	3	4	7	7.0	1	2	1	0	0	8	8.0	
Miami (FL)	11/12/19	*	31:01	5-7	.714	3-5	.600	0-0	.000	3	2	5	6.0	0	4	0	0	0	13	10.5	
at Illinois St.	11/17/19	*	20:00	1-6	.167	0-2	.000	0-0	.000	1	1	2	4.7	0	0	0	1	1	2	7.7	
Col. of Charleston	11/23/19	*	29:31	3-5	.600	1-2	.500	2-2	1.000	3	1	4	4.5	0	1	1	0	0	9	8.0	
vs Penn	11/28/19	*	21:54	1-5	.200	0-2	.000	0-0	.000	2	2	4	4.4	3	0	0	0	0	2	6.8	
vs Pepperdine	11/29/19	*	16:30	0-0	.000	0-0	.000	0-0	.000	1	1	2	4.0	1	0	2	0	0	0	5.7	
vs Col. of Charleston	12/01/19	*	18:49	4-6	.667	2-4	.500	0-0	.000	2	2	4	4.0	0	1	0	0	0	10	6.3	
NJIT	12/07/19	*	16:38	1-3	.333	0-2	.000	0-0	.000	0	2	2	3.8	0	0	2	0	1	2	5.8	
<b>Totals</b>			<b>5 181:07</b>	<b>18-40</b>	<b>.450</b>	<b>8-23</b>	<b>.348</b>	<b>2-2</b>	<b>1.000</b>	<b>15</b>	<b>15</b>	<b>30</b>	<b>3.8</b>	<b>5</b>	<b>8</b>	<b>6</b>	<b>1</b>	<b>2</b>	<b>46</b>	<b>5.8</b>	

### Player Averages

Games Played	Minutes/game	Points/game	FG Pct	3FG Pct	FT Pct	Rebounds/game	Assists/game	Turnovers/game	Assist/Turnover ratio	Steals/game	Blocks/game
8	22.6	5.8	45.0	45.0	100.0	3.8	1.0	0.8	1.3	0.3	0.1



# DARIN GREEN JR

6-4 | 180 | freshman | guard  
charlotte, n.c. | wharton (fla.)



## KNIGHT NOTES

### 2019-20

- Ranks fourth in The American with 2.3 made 3-pointers per game and is 11th with a 41.9 percentage from 3-point range
- NJIT 12/7: Scored 11 points on 3-of-5 shooting from beyond the arc
- vs. Pepperdine 11/29: Poured in a season-high 16 points on 4-of-7 from beyond the arc
- vs. Penn 11/28: Scored 11 points and hit a buzzer-beating 2-pointer on the 3-point line that pulled the Knights within one at the final score
- at Illinois State 11/17: Scored 13 points with three 3-pointers for the second straight game
- Miami 11/12: Led the Knights with 13 points on three 3-pointers off the bench
- PVAMU 11/9: Scored eight points on two three-pointers in collegiate debut

### High School

- All-time leading scorer in Wharton High School history
- Earned the 2019 Academic Award with the highest GPA on the team
- Named 2019 Hillsborough County Player of the Year
- Won the three-point contest and was named Hillsborough County All-Star Game MVP
- Named Tampa Bay Coaches Association Player of the Year
- Won the three-point contest and slam dunk contest at the 2019 Hillsborough vs. Pinellas County All-Star Game
- Earned first team all-county honors in 2018
- Averaged 22.5 points per game, scoring 30 or more points in four games
- Also had 5.6 rebounds per game, shot 43 percent from three-point range and 89 percent from the free throw line
- Had three stars from Rivals and 247 Sports
- Led Wharton to a 26-5 record and the regional finals as a senior

## 2018-19 HIGHS

Points	16	vs. Pepperdine (11/29/19)
Rebounds	4	vs. Penn (11/28/19)
Assists	1	2x, last vs. Charleston (12/1/19)
Steals	3	at Illinois State (11/17/19)
Blocks	--	--
FG made	5	3x, last vs. Pepperdine (11/29/19)
FG attempts	11	vs. Penn (11/28/19)
3FG made	4	vs. Pepperdine (11/29/19)
3FG attempts	7	3x, last vs. Pepperdine (11/29/19)
FT made	2	3x, last vs. Pepperdine (11/29/19)
FT attempts	2	3x, last vs. Pepperdine (11/29/19)

## CAREER HIGHS

Points	16	vs. Pepperdine (11/29/19)
Rebounds	4	vs. Penn (11/28/19)
Assists	1	Charleston (11/23/19)
Steals	3	at Illinois State (11/17/19)
Blocks	--	--
FG made	5	3x, last vs. Pepperdine (11/29/19)
FG attempts	11	vs. Penn (11/28/19)
3FG made	4	vs. Pepperdine (11/29/19)
3FG attempts	7	3x, last vs. Pepperdine (11/29/19)
FT made	2	3x, last vs. Pepperdine (11/29/19)
FT attempts	2	3x, last vs. Pepperdine (11/29/19)

## MISCELLANEOUS GAME STATS

Led team in scoring	1
Led team in rebounds	--
Led team in assists	--
Double Figure Points	2
Double Figure Rebounds	--
Double-Doubles	--
20-Point Games	--
30-Point Games	--
3+ Three Pointers	4
5+ Assists	--
3+ Steals	--
3+ Blocks	--

## CAREER STATISTICS

SEASON	TEAM	Field Goals		3-Point		F-Throws		Rebounds				Scoring								
		GP-GS	MIN/AVG	FG-FGA	FG%	3FG-FGA	3FG%	FT-FTA	FT%	OFF	DEF	TOT	AVG	PF	PTS	AVG				
2019-20	UCF	8-5	184/23.0	29-65	.446	18-43	.419	6-7	.857	8	8	16	2.0	8-0	2	5	0	5	82	10.3
<b>TOTAL</b>		<b>8-5</b>	<b>184/23.0</b>	<b>29-65</b>	<b>.446</b>	<b>18-43</b>	<b>.419</b>	<b>6-7</b>	<b>.857</b>	<b>8</b>	<b>8</b>	<b>16</b>	<b>2.0</b>	<b>8-0</b>	<b>2</b>	<b>5</b>	<b>0</b>	<b>5</b>	<b>82</b>	<b>10.3</b>

## GAME-BY-GAME

Opponent	Date	GS	MIN	Total		3-Pointers		Free throws		Rebounds			PF	A	T/O	BLK	STL	PTS	AVG	
				FG-FGA	PCT	3FG-3FGA	PCT	FT-FTA	PCT	OFF	DEF	TOT								AVG
Prairie View	11/09/19		10:59	3-6	.500	2-5	.400	0-0	.000	0	0	0	0	0	0	0	0	8	8.0	
Miami (FL)	11/12/19		20:46	5-9	.556	3-7	.429	0-1	.000	1	2	3	1.5	2	0	0	0	13	10.5	
at Illinois St.	11/17/19		27:00	4-9	.444	3-7	.429	2-2	1.000	1	1	2	1.7	1	0	1	0	3	13	11.3
Col. of Charleston	11/23/19	*	22:39	1-5	.200	0-3	.000	2-2	1.000	0	1	1	1.5	1	1	0	0	4	9.5	
vs Penn	11/28/19	*	27:15	5-11	.455	1-4	.250	0-0	.000	3	1	4	2.0	2	0	1	0	11	9.8	
vs Pepperdine	11/29/19	*	33:08	5-10	.500	4-7	.571	2-2	1.000	1	0	1	1.8	1	0	1	0	16	10.8	
vs Col. of Charleston	12/01/19	*	19:10	2-7	.286	2-5	.400	0-0	.000	0	2	2	1.9	0	1	1	0	6	10.1	
NJIT	12/07/19	*	23:14	4-8	.500	3-5	.600	0-0	.000	2	1	3	2.0	1	0	0	0	11	10.3	
<b>Totals</b>			<b>5 184:11</b>	<b>29-65</b>	<b>.446</b>	<b>18-43</b>	<b>.419</b>	<b>6-7</b>	<b>.857</b>	<b>8</b>	<b>8</b>	<b>16</b>	<b>2.0</b>	<b>8</b>	<b>2</b>	<b>5</b>	<b>0</b>	<b>5</b>	<b>82</b>	<b>10.3</b>

### Player Averages

Games Played	Minutes/game	Points/game	FG Pct	3FG Pct	FT Pct	Rebounds/game	Assists/game	Turnovers/game	Assist/Turnover ratio	Steals/game	Blocks/game
8	23.0	10.3	44.6	44.6	85.7	2.0	0.3	0.6	0.4	0.6	0.0



# COLLIN SMITH

6-11 | 240 | r-junior | forward  
jacksonville, fla. | bolles school | gw



# #35

## KNIGHT NOTES

### 2019-20

- Has scored in double figures in six out of eight games this season
- Leads the Knights and ranks seventh in The American with 14.9 points per game
- Also ranks seventh in the league with a 55.0 field goal percentage and ninth with 1.0 blocked shots per game
- vs. Charleston 12/1: Led the Knights with 19 points and nine rebounds, while dishing out a season-high five assists
- vs. Penn 11/28: Scored 22 points and grabbed a season-high 12 rebounds for first double-double of the season
- Charleston 11/23: Led UCF with 23 points and eight rebounds, hitting two free throws with 13 seconds left to get the win
- at Illinois State 11/17: Scored a season-high 18 points and grabbed a season-high six boards
- Miami 11/12: Scored eight points and had three rebounds while battling foul trouble
- PVAMU 11/9: Scored 14 points, grabbed five rebounds, had four assists in blocked two shots

### 2018-19

- Improved upon freshman year in scoring (5.3-to-8.0), rebounding (4.4-to-5.2), assists (16-to-48) and free throw percentage (53.2-to-63.1)
- After starting the year 13-of-30, shot 52-of-73 (71.2%) from the free throw line since Dec. 2
- Houston 3/2: Had career day, scoring 21 points, while adding seven boards and three assists
- SMU 2/24: Had nine points and 10 rebounds
- SMU 2/10: Scored a season-high 18 points, dished out a career-high five assists and grabbed 10 boards for his third double-double of the season
- UConn 1/31: Had 11 points, three rebounds and two assists
- Tulane 1/23: Totaled 11 points with four boards, one block and a steal

## 2019-20 HIGHS

Points	23	Charleston (11/23/19)
Rebounds	12	vs. Penn (11/28/19)
Assists	5	vs. Charleston (12/1/19)
Steals	1	4x, last NJIT (12/7/19)
Blocks	2	2x, last NJIT (12/7/19)
FG made	8	vs. Charleston (12/1/19)
FG attempts	18	vs. Penn (11/28/19)
3FG made	1	2x, last vs. Penn (11/28/19)
3FG attempts	3	PVAMU (11/9/19)
FT made	9	Charleston (11/23/19)
FT attempts	10	Charleston (11/23/19)

## CAREER HIGHS

Points	23	Charleston (11/23/19)
Rebounds	13	Rider (11/6/18)
Assists	5	2x, last vs. Charleston (12/1/19)
Steals	4	South Florida (12/3/16)
Blocks	4	Penn State (11/26/16)
FG made	8	3x, last vs. Charleston (12/1/19)
FG attempts	15	at Houston (3/2/19)
3FG made	2	4x, last ECU (1/13/19)
3FG attempts	4	Georgia Southern (12/11/18)
FT made	9	Charleston (11/23/19)
FT attempts	15	Rider (11/6/18)

## MISCELLANEOUS GAME STATS

Led team in scoring	6
Led team in rebounds	15
Led team in assists	2
Double Figure Points	24
Double Figure Rebounds	6
Double-Doubles	5
20-Point Games	4
30-Point Games	--
3+ Three Pointers	--
5+ Assists	2
3+ Steals	2
3+ Blocks	--

## GAME-BY-GAME

Opponent	Date	GS	MIN	Total		3-Pointers		Free throws		Rebounds			PF	A	T/O	BLK	STL	PTS	AVG	
				FG-FGA	PCT	3FG-3FGA	PCT	FT-FTA	PCT	OFF	DEF	TOT								AVG
Prairie View	11/09/19	*	32:23	6-9	.667	1-3	.333	1-3	.333	0	5	5	5.0	3	4	3	2	1	14	14.0
Miami (FL)	11/12/19	*	23:07	4-6	.667	0-0	.000	0-2	.000	1	2	3	4.0	5	1	2	0	0	8	11.0
at Illinois St.	11/17/19	*	32:00	6-12	.500	0-0	.000	6-9	.667	2	4	6	4.7	2	1	5	1	0	18	13.3
Col. of Charleston	11/23/19	*	33:34	7-12	.583	0-0	.000	9-10	.900	3	5	8	5.5	4	3	3	1	0	23	15.8
vs Penn	11/28/19	*	36:20	7-18	.389	1-2	.500	7-8	.875	5	7	12	6.8	4	2	0	0	1	22	17.0
vs Pepperdine	11/29/19	*	18:28	2-4	.500	0-0	.000	0-2	.000	2	1	3	6.2	4	2	5	1	0	4	14.8
vs Col. of Charleston	12/01/19	*	30:14	8-13	.615	0-0	.000	3-4	.750	2	7	9	6.6	2	5	0	1	1	19	15.4
NJIT	12/07/19	*	25:26	4-6	.667	0-0	.000	3-3	1.000	0	4	4	6.3	3	3	5	2	1	11	14.9
<b>Totals</b>		<b>8</b>	<b>231:32</b>	<b>44-80</b>	<b>.550</b>	<b>2-5</b>	<b>.400</b>	<b>29-41</b>	<b>.707</b>	<b>15</b>	<b>35</b>	<b>50</b>	<b>6.3</b>	<b>27</b>	<b>21</b>	<b>23</b>	<b>8</b>	<b>4</b>	<b>119</b>	<b>14.9</b>

### Player Averages

Games Played	Minutes/game	Points/game	FG Pct	3FG Pct	FT Pct	Rebounds/game	Assists/game	Turnovers/game	Assist/Turnover ratio	Steals/game	Blocks/game
8	28.9	14.9	55.0	55.0	70.7	6.3	2.6	2.9	0.9	0.5	1.0

## CAREER STATISTICS

SEASON	TEAM	GP-GS	MIN/AVG	Field Goals		3-Point		F-Throws		Rebounds				Scoring						
				FG-FGA	FG%	3FG-FGA	3FG%	FT-FTA	FT%	OFF	DEF	TOT	AVG	PF-FO	AST	TO	BLK	STL	PTS	AVG
2016-17	GWU	35-17	595/17.0	71-152	.467	10-26	.385	33-62	.532	44	111	155	4.4	95-1	16	43	29	16	185	5.3
2018-19	UCF	33-32	730/22.1	95-212	.448	9-33	.273	65-103	.631	45	127	172	5.2	103-1	48	65	9	18	264	8.0
2019-20	UCF	8-8	232/28.9	44-80	.550	2-5	.400	29-41	.707	15	35	50	6.3	27-1	21	23	8	4	119	14.9
<b>TOTAL FOR UCF</b>	<b>41-40</b>	<b>961/23.4</b>	<b>139-292</b>	<b>.476</b>	<b>11-38</b>	<b>.289</b>	<b>94-144</b>	<b>.653</b>	<b>60</b>	<b>162</b>	<b>222</b>	<b>5.4</b>	<b>130-2</b>	<b>69</b>	<b>88</b>	<b>17</b>	<b>22</b>	<b>383</b>	<b>9.3</b>	
<b>TOTAL</b>	<b>76-57</b>	<b>1556/20.5</b>	<b>210-444</b>	<b>.473</b>	<b>21-64</b>	<b>.328</b>	<b>127-206</b>	<b>.617</b>	<b>104</b>	<b>273</b>	<b>377</b>	<b>5.0</b>	<b>225-3</b>	<b>85</b>	<b>131</b>	<b>46</b>	<b>38</b>	<b>568</b>	<b>7.5</b>	



OVERALL STATISTICS



2019-20 UCF Men's Basketball  
Combined Team Statistics

Game Records

Record	Overall	Home	Away	Neutral
ALL GAMES	6-2	3-1	1-0	2-1
CONFERENCE	0-0	0-0	0-0	0-0
NON-CONFERENCE	6-2	3-1	1-0	2-1

Score by Periods

Team	1st	2nd	OT	TOT
UCF	268	314	0	582
Opponents	248	290	0	538

Team Box Score

No.	Player				Total		3-Point		F-Throw		Rebounds											
		GP-GS	MIN	AVG	FG-FGA	FG%	3FG-FGA	3FG%	FT-FTA	FT%	OFF	DEF	TOT	AVG	PF	DQ	A	TO	BLK	STL	PTS	AVG
35	SMITH, Collin	8-8	231:32	28.9	44-80	.550	2-5	.400	29-41	.707	15	35	50	6.3	27	1	21	23	8	4	119	14.9
12	INGRAM, Dazon	8-8	235:54	29.5	29-67	.433	3-8	.375	26-38	.684	14	41	55	6.9	18	0	31	12	6	7	87	10.9
22	GREEN JR., Darin	8-5	184:11	23.0	29-65	.446	18-43	.419	6-7	.857	8	8	16	2.0	8	0	2	5	0	5	82	10.3
4	DEJESUS, Ceasar	8-4	183:27	22.9	29-49	.592	7-15	.467	14-17	.824	0	17	17	2.1	14	0	18	17	0	4	79	9.9
13	MAHAN, Brandon	8-1	139:47	17.5	21-53	.396	9-33	.273	5-10	.500	12	22	34	4.3	8	0	7	10	1	6	56	7.0
3	FULLER JR., Dre	8-4	128:29	16.1	19-45	.422	3-16	.188	8-13	.615	7	11	18	2.3	8	0	13	7	1	11	49	6.1
20	BERTZ, Frank	8-5	181:07	22.6	18-40	.450	8-23	.348	2-2	1.000	15	15	30	3.8	5	0	8	6	1	2	46	5.8
5	DIGGS, Avery	8-1	111:46	14.0	12-26	.462	0-1	.000	8-10	.800	9	13	22	2.8	15	0	7	10	5	2	32	4.0
2	MILON, Matt	8-3	127:38	16.0	7-34	.206	5-24	.208	1-3	.333	4	12	16	2.0	8	0	4	6	0	8	20	2.5
14	DOUMBIA, Ibrahim Famouke	7-1	45:19	6.5	4-13	.308	0-2	.000	2-4	.500	6	10	16	2.3	5	0	3	5	10	1	10	1.4
1	JOHNSON JR., Tony	5-0	31:18	6.3	1-7	.143	0-2	.000	0-3	.000	0	4	4	0.8	6	0	5	5	0	3	2	0.4
11	GRANT, Xavier	1-0	02:34	2.6	0-0	.000	0-0	.000	0-0	.000	0	0	0	0.0	0	0	0	0	0	0	0	0.0
25	ANDERS, Ryan	1-0	02:34	2.6	0-1	.000	0-1	.000	0-0	.000	0	0	0	0.0	0	0	0	0	0	0	0	0.0
Team											11	13	24									
<b>Total</b>		<b>8</b>			<b>213-480</b>	<b>.444</b>	<b>55-173</b>	<b>.318</b>	<b>101-148</b>	<b>.682</b>	<b>101</b>	<b>201</b>	<b>302</b>	<b>37.8</b>	<b>122</b>	<b>1</b>	<b>119</b>	<b>109</b>	<b>32</b>	<b>53</b>	<b>582</b>	<b>72.8</b>
<b>Opponents</b>		<b>8</b>			<b>201-468</b>	<b>.429</b>	<b>58-168</b>	<b>.345</b>	<b>78-106</b>	<b>.736</b>	<b>84</b>	<b>192</b>	<b>276</b>	<b>34.5</b>	<b>150</b>	<b>-</b>	<b>116</b>	<b>121</b>	<b>20</b>	<b>50</b>	<b>538</b>	<b>67.3</b>

Team Statistics

	UCF	OPP
<b>Scoring</b>	<b>582</b>	<b>538</b>
Points per game	72.8	67.3
Scoring margin	+5.5	-
<b>Field goals-att</b>	<b>213-480</b>	<b>201-468</b>
Field goal pct	.444	.429
<b>3 point fg-att</b>	<b>55-173</b>	<b>58-168</b>
3-point FG pct	.318	.345
3-pt FG made per game	6.9	7.3
<b>Free throws-att</b>	<b>101-148</b>	<b>78-106</b>
Free throw pct	.682	.736
F-Throws made per game	12.6	9.8
<b>Rebounds</b>	<b>302</b>	<b>276</b>
Rebounds per game	37.8	34.5
Rebounding margin	+3.3	-
<b>Assists</b>	<b>119</b>	<b>116</b>
Assists per game	14.9	14.5
<b>Turnovers</b>	<b>109</b>	<b>121</b>
Turnovers per game	13.6	15.1
Turnover margin	+1.5	-
Assist/turnover ratio	1.1	1.0
<b>Steals</b>	<b>53</b>	<b>50</b>
Steals per game	6.6	6.3
<b>Blocks</b>	<b>32</b>	<b>20</b>
Blocks per game	4.0	2.5
<b>Winning streak</b>	<b>3</b>	<b>-</b>
Home win streak	2	-
<b>Attendance</b>	<b>21242</b>	<b>4372</b>
Home games-Avg/Game	4-5311	1-4372
Neutral site-Avg/Game	-	3-0

Team Results

Date	Opponent		Score	Att.
11/09/19	Prairie View	W	73-69	4972
11/12/19	Miami (FL)	L	70-79	7514
11/17/19	at Illinois St.	W	67-65	4372
11/23/19	Col. of Charleston	W	72-71	4578
11/28/19	vs Penn	L	67-68	0
11/29/19	vs Pepperdine	W	78-65	0
12/01/19	vs Col. of Charleston	W	77-56	0
12/07/19	NJIT	W	78-65	4178



GAME-BY-GAME STATISTICS



2019-20 UCF Men's Basketball  
Team Game-by-Game

Opponent	Date	Score	W/L	Total		3-Pointers		Free throws		Rebounds				PF	A	T/O	BLK	STL	PTS	AVG
				FG-FGA	PCT	3FG-FGA	PCT	FT-FTA	PCT	OFF	DEF	TOT	AVG							
Prairie View	11/09/19	73-69	W	23-54	.426	10-32	.313	17-28	.607	10	27	37	37.0	19	17	15	5	5	73	73.0
Miami (FL)	11/12/19	70-79	L	29-62	.468	7-24	.292	5-12	.417	16	24	40	38.5	18	14	17	3	4	70	71.5
at Illinois St.	11/17/19	67-65	W	24-58	.414	6-23	.261	13-19	.684	14	21	35	37.3	10	12	18	7	8	67	70.0
Col. of Charleston	11/23/19	72-71	W	23-54	.426	5-14	.357	21-26	.808	10	24	34	36.5	13	14	11	2	3	72	70.5
vs Penn	11/28/19	67-68	L	24-74	.324	4-15	.267	15-21	.714	22	22	44	38.0	16	11	12	1	11	67	69.8
vs Pepperdine	11/29/19	78-65	W	29-56	.518	8-20	.400	12-18	.667	12	26	38	38.0	18	16	16	3	8	78	71.2
vs Col. of Charleston	12/01/19	77-56	W	29-60	.483	8-21	.381	11-14	.786	12	27	39	38.1	12	19	5	3	7	77	72.0
NJIT	12/07/19	78-65	W	32-62	.516	7-24	.292	7-10	.700	5	30	35	37.8	16	16	15	8	7	78	72.8
<b>Total</b>		<b>582</b>		<b>213-480</b>	<b>.444</b>	<b>55-173</b>	<b>.318</b>	<b>101-148</b>	<b>.682</b>	<b>101</b>	<b>201</b>	<b>302</b>	<b>37.8</b>	<b>122</b>	<b>119</b>	<b>109</b>	<b>32</b>	<b>53</b>	<b>582</b>	<b>72.8</b>
Opponents		538		201-468	.429	58-168	.345	78-106	.736	84	192	276	34.5	150	116	121	20	50	538	67.3

Team Averages

Games Played	Points/game	FG Pct	3FG Pct	FT Pct	Rebounds/game	Assists/game	Turnovers/game	Assist/Turnover ratio	Steals/game	Blocks/game
8	72.8	44.4	31.8	68.2	37.8	14.9	13.6	1.1	6.6	4.0



**OPPONENT GAME-BY-GAME STATISTICS**



**2019-20 UCF Men's Basketball  
Opponents Game-by-Game  
All games**

Opponent	Date	Score	Total		3-Pointers		Free throws		Rebounds										
			FG-FGA	PCT	3FG-FGA	PCT	FT-FTA	PCT	OFF	DEF	TOT	AVG	PF	A	TO	BLK	STL	PTS	AVG
Prairie View	11/09/2019	73-69 W	23-60	.383	11-21	.524	12-16	.750	13	27	40	40.0	23	14	18	1	4	69	69.0
Miami (FL)	11/12/2019	70-79 L	29-62	.468	5-20	.250	16-22	.727	12	21	33	36.5	16	16	9	2	7	79	74.0
at Illinois St.	11/17/2019	67-65 W	28-61	.459	6-20	.300	3-4	.750	12	23	35	36.0	21	16	17	3	8	65	71.0
Col. of Charleston	11/23/2019	72-71 W	28-58	.483	7-17	.412	8-12	.667	8	23	31	34.8	22	14	12	0	6	71	71.0
vs Penn	11/28/2019	67-68 L	24-47	.511	11-24	.458	9-11	.818	3	32	35	34.8	20	17	22	6	7	68	70.4
vs Pepperdine	11/29/2019	78-65 W	23-57	.404	5-24	.208	14-16	.875	10	18	28	33.7	17	16	15	3	7	65	69.5
vs Col. of Charleston	12/01/2019	77-56 W	22-59	.373	6-20	.300	6-10	.600	12	21	33	33.6	17	11	10	4	3	56	67.6
NJIT	12/07/2019	78-65 W	24-64	.375	7-22	.318	10-15	.667	14	27	41	34.5	14	12	18	1	8	65	67.3
<b>Total</b>		<b>538</b>	<b>201-468</b>	<b>.429</b>	<b>58-168</b>	<b>.345</b>	<b>78-106</b>	<b>.736</b>	<b>84</b>	<b>192</b>	<b>276</b>	<b>34.5</b>	<b>150</b>	<b>116</b>	<b>121</b>	<b>20</b>	<b>50</b>	<b>538</b>	<b>67.3</b>
UCF		582	213-480	.444	55-173	.318	101-148	.682	101	201	302	37.8	122	119	109	32	53	582	72.8

**Opponents Averages**

Games Played	Points/game	FG Pct	3FG Pct	FT Pct	Rebounds/game	Assists/game	Turnovers/game	Assist/Turnover ratio	Steals/game	Blocks/game
8	67.3	42.9	34.5	73.6	34.5	14.5	15.1	1.0	6.3	2.5



**CATEGORY LEADERS**



**2019-20 UCF Men's Basketball  
Category Leaders**

Page 1/3  
as of Dec 09, 2019

**Points**

Player	G	Pts	Pts/G
SMITH, Collin	8	119	14.9
INGRAM, Dazon	8	87	10.9
GREEN JR., Darin	8	82	10.3
DEJESUS, Ceasar	8	79	9.9
MAHAN, Brandon	8	56	7.0
FULLER JR., Dre	8	49	6.1
BERTZ, Frank	8	46	5.8
DIGGS, Avery	8	32	4.0
MILON, Matt	8	20	2.5
DOUMBIA, Ibrahim Famouke	7	10	1.4
JOHNSON JR., Tony	5	2	0.4

**Scoring Average**

Player	G	Pts	Pts/G
SMITH, Collin	8	119	14.9
INGRAM, Dazon	8	87	10.9
GREEN JR., Darin	8	82	10.3
DEJESUS, Ceasar	8	79	9.9
MAHAN, Brandon	8	56	7.0
FULLER JR., Dre	8	49	6.1
BERTZ, Frank	8	46	5.8
DIGGS, Avery	8	32	4.0
MILON, Matt	8	20	2.5
DOUMBIA, Ibrahim Famouke	7	10	1.4
JOHNSON JR., Tony	5	2	0.4

**Field Goal Percentage**

Player	FG	Att	Pct
DEJESUS, Ceasar	29	49	.592
SMITH, Collin	44	80	.550
DIGGS, Avery	12	26	.462
BERTZ, Frank	18	40	.450
GREEN JR., Darin	29	65	.446
INGRAM, Dazon	29	67	.433
FULLER JR., Dre	19	45	.422
MAHAN, Brandon	21	53	.396
DOUMBIA, Ibrahim Famouke	4	13	.308
MILON, Matt	7	34	.206
JOHNSON JR., Tony	1	7	.143

**Field Goal Attempts**

Player	G	Att	Att/G
SMITH, Collin	8	80	10.0
INGRAM, Dazon	8	67	8.4
GREEN JR., Darin	8	65	8.1
MAHAN, Brandon	8	53	6.6
DEJESUS, Ceasar	8	49	6.1

**Field Goals Made**

Player	G	Made	Made/G
SMITH, Collin	8	44	5.5
INGRAM, Dazon	8	29	3.6
GREEN JR., Darin	8	29	3.6
DEJESUS, Ceasar	8	29	3.6
MAHAN, Brandon	8	21	2.6

**3-Point FG Percentage**

Player	3FG	Att	Pct
DEJESUS, Ceasar	7	15	.467
GREEN JR., Darin	18	43	.419
SMITH, Collin	2	5	.400
INGRAM, Dazon	3	8	.375
BERTZ, Frank	8	23	.348
MAHAN, Brandon	9	33	.273
MILON, Matt	5	24	.208
FULLER JR., Dre	3	16	.188

**3-Point FG Attempts**

Player	G	Att	Att/G
GREEN JR., Darin	8	43	5.4
MAHAN, Brandon	8	33	4.1
MILON, Matt	8	24	3.0
BERTZ, Frank	8	23	2.9
FULLER JR., Dre	8	16	2.0

**3-Point FG Made**

Player	G	Made	Made/G
GREEN JR., Darin	8	18	2.3
MAHAN, Brandon	8	9	1.1
BERTZ, Frank	8	8	1.0
DEJESUS, Ceasar	8	7	0.9
MILON, Matt	8	5	0.6



**CATEGORY LEADERS**



**2019-20 UCF Men's Basketball  
Category Leaders**

Page 2/3  
as of Dec 09, 2019

**Free Throw Percentage**

Player	Made	Att	Pct
BERTZ, Frank	2	2	1.000
GREEN JR., Darin	6	7	.857
DEJESUS, Ceasar	14	17	.824
DIGGS, Avery	8	10	.800
SMITH, Collin	29	41	.707
INGRAM, Dazon	26	38	.684
FULLER JR., Dre	8	13	.615
MAHAN, Brandon	5	10	.500
DOUMBIA, Ibrahim Famouke	2	4	.500
MILON, Matt	1	3	.333

**Free Throw Attempts**

Player	G	Att	Att/G
SMITH, Collin	8	41	5.1
INGRAM, Dazon	8	38	4.8
DEJESUS, Ceasar	8	17	2.1
FULLER JR., Dre	8	13	1.6
MAHAN, Brandon	8	10	1.3

**Free Throws Made**

Player	G	Made	Made/G
SMITH, Collin	8	29	3.6
INGRAM, Dazon	8	26	3.3
DEJESUS, Ceasar	8	14	1.8
FULLER JR., Dre	8	8	1.0
DIGGS, Avery	8	8	1.0

**Rebounds**

Player	G	Reb	Reb/G
INGRAM, Dazon	8	55	6.9
SMITH, Collin	8	50	6.3
MAHAN, Brandon	8	34	4.3
BERTZ, Frank	8	30	3.8
DIGGS, Avery	8	22	2.8

**Assists**

Player	G	Ast	Ast/G
INGRAM, Dazon	8	31	3.9
SMITH, Collin	8	21	2.6
DEJESUS, Ceasar	8	18	2.3
FULLER JR., Dre	8	13	1.6
BERTZ, Frank	8	8	1.0

**Rebounds Average**

Player	G	Reb	Reb/G
INGRAM, Dazon	8	55	6.9
SMITH, Collin	8	50	6.3
MAHAN, Brandon	8	34	4.3
BERTZ, Frank	8	30	3.8
DIGGS, Avery	8	22	2.8

**Steals**

Player	G	Stl	Stl/G
FULLER JR., Dre	8	11	1.4
MILON, Matt	8	8	1.0
INGRAM, Dazon	8	7	0.9
MAHAN, Brandon	8	6	0.8
GREEN JR., Darin	8	5	0.6

**Offensive Rebounds**

Player	G	OReb	OReb/G
BERTZ, Frank	8	15	1.9
SMITH, Collin	8	15	1.9
INGRAM, Dazon	8	14	1.8
MAHAN, Brandon	8	12	1.5
DIGGS, Avery	8	9	1.1

**Blocked Shots**

Player	G	Blk	Blk/G
DOUMBIA, Ibrahim Famouke	7	10	1.4
SMITH, Collin	8	8	1.0
INGRAM, Dazon	8	6	0.8
DIGGS, Avery	8	5	0.6
MAHAN, Brandon	8	1	0.1

**Defensive Rebounds**

Player	G	DReb	DReb/G
INGRAM, Dazon	8	41	5.1
SMITH, Collin	8	35	4.4
MAHAN, Brandon	8	22	2.8
DEJESUS, Ceasar	8	17	2.1
BERTZ, Frank	8	15	1.9

**Minutes**

Player	G	Min	Min/G
INGRAM, Dazon	8	235	29.4
SMITH, Collin	8	231	28.9
GREEN JR., Darin	8	184	23.0
DEJESUS, Ceasar	8	183	22.9
BERTZ, Frank	8	181	22.6





TEAM HIGHS



2019-20 UCF Men's Basketball  
Team High/Low Analysis

UCF - GAME HIGHS

<b>POINTS</b>	78		NJIT (12/07/19)
	78		vs Pepperdine (11/29/19)
	77		vs Col. of Charleston (12/01/19)
	73		Prairie View (11/09/19)
	72		Col. of Charleston (11/23/19)
<b>FIELD GOALS MADE</b>	32		NJIT (12/07/19)
	29		vs Col. of Charleston (12/01/19)
	29		vs Pepperdine (11/29/19)
	29		Miami (FL) (11/12/19)
<b>FIELD GOAL ATTEMPTS</b>	74		vs Penn (11/28/19)
	62		NJIT (12/07/19)
	62		Miami (FL) (11/12/19)
<b>FIELD GOAL PERCENTAGE</b>	.518	(29-56)	vs Pepperdine (11/29/19)
	.516	(32-62)	NJIT (12/07/19)
<b>3 PT FG MADE</b>	10		Prairie View (11/09/19)
	8		vs Col. of Charleston (12/01/19)
	8		vs Pepperdine (11/29/19)
<b>3 PT FG ATTEMPTS</b>	32		Prairie View (11/09/19)
	24		NJIT (12/07/19)
	24		Miami (FL) (11/12/19)
<b>3 PT FG PERCENTAGE</b>	.400	(8-20)	vs Pepperdine (11/29/19)
	.381	(8-21)	vs Col. of Charleston (12/01/19)
<b>FREE THROWS MADE</b>	21		Col. of Charleston (11/23/19)
	17		Prairie View (11/09/19)
<b>FREE THROW ATTEMPTS</b>	28		Prairie View (11/09/19)
	26		Col. of Charleston (11/23/19)
<b>FREE THROW PERCENTAGE</b>	.808	(21-26)	Col. of Charleston (11/23/19)
	.786	(11-14)	vs Col. of Charleston (12/01/19)
<b>REBOUNDS</b>	44		vs Penn (11/28/19)
	40		Miami (FL) (11/12/19)
<b>ASSISTS</b>	19		vs Col. of Charleston (12/01/19)
	17		Prairie View (11/09/19)
<b>STEALS</b>	11		vs Penn (11/28/19)
	8		vs Pepperdine (11/29/19)
	8		at Illinois St. (11/17/19)
<b>BLOCKED SHOTS</b>	8		NJIT (12/07/19)
	7		at Illinois St. (11/17/19)
<b>TURNOVERS</b>	18		at Illinois St. (11/17/19)
	17		Miami (FL) (11/12/19)
<b>FOULS</b>	19		Prairie View (11/09/19)
	18		vs Pepperdine (11/29/19)
	18		Miami (FL) (11/12/19)



**OPPONENT HIGHS**



**2019-20 UCF Men's Basketball  
Team High/Low Analysis**

Page 2/4  
as of Dec 09, 2019

**Opponent - GAME HIGHS**

<b>POINTS</b>	79	Miami (FL) (11/12/19)
	71	Col. of Charleston (11/23/19)
	69	Prairie View (11/09/19)
	68	vs Penn (11/28/19)
	65	NJIT (12/07/19)
	65	vs Pepperdine (11/29/19)
	65	at Illinois St. (11/17/19)
<b>FIELD GOALS MADE</b>	29	Miami (FL) (11/12/19)
	28	Col. of Charleston (11/23/19)
	28	at Illinois St. (11/17/19)
<b>FIELD GOAL ATTEMPTS</b>	64	NJIT (12/07/19)
	62	Miami (FL) (11/12/19)
<b>FIELD GOAL PERCENTAGE</b>	.511 (24-47)	vs Penn (11/28/19)
	.483 (28-58)	Col. of Charleston (11/23/19)
<b>3 PT FG MADE</b>	11	vs Penn (11/28/19)
	11	Prairie View (11/09/19)
<b>3 PT FG ATTEMPTS</b>	24	vs Pepperdine (11/29/19)
	24	vs Penn (11/28/19)
<b>3 PT FG PERCENTAGE</b>	.524 (11-21)	Prairie View (11/09/19)
	.458 (11-24)	vs Penn (11/28/19)
<b>FREE THROWS MADE</b>	16	Miami (FL) (11/12/19)
	14	vs Pepperdine (11/29/19)
<b>FREE THROW ATTEMPTS</b>	22	Miami (FL) (11/12/19)
	16	vs Pepperdine (11/29/19)
	16	Prairie View (11/09/19)
<b>FREE THROW PERCENTAGE</b>	.875 (14-16)	vs Pepperdine (11/29/19)
	.818 (9-11)	vs Penn (11/28/19)
<b>REBOUNDS</b>	41	NJIT (12/07/19)
	40	Prairie View (11/09/19)
<b>ASSISTS</b>	17	vs Penn (11/28/19)
	16	vs Pepperdine (11/29/19)
	16	at Illinois St. (11/17/19)
	16	Miami (FL) (11/12/19)
<b>STEALS</b>	8	NJIT (12/07/19)
	8	at Illinois St. (11/17/19)
<b>BLOCKED SHOTS</b>	6	vs Penn (11/28/19)
	4	vs Col. of Charleston (12/01/19)
<b>TURNOVERS</b>	22	vs Penn (11/28/19)
	18	NJIT (12/07/19)
	18	Prairie View (11/09/19)
<b>FOULS</b>	23	Prairie View (11/09/19)
	22	Col. of Charleston (11/23/19)



TEAM LOWS



2019-20 UCF Men's Basketball  
Team High/Low Analysis

Page 3/4  
as of Dec 09, 2019

UCF - GAME LOWS

<b>POINTS</b>	67	vs Penn (11/28/19)
	67	at Illinois St. (11/17/19)
	70	Miami (FL) (11/12/19)
	72	Col. of Charleston (11/23/19)
	73	Prairie View (11/09/19)
<b>FIELD GOALS MADE</b>	23	Col. of Charleston (11/23/19)
	23	Prairie View (11/09/19)
<b>FIELD GOAL ATTEMPTS</b>	54	Col. of Charleston (11/23/19)
	54	Prairie View (11/09/19)
<b>FIELD GOAL PERCENTAGE</b>	.324 (24-74)	vs Penn (11/28/19)
	.414 (24-58)	at Illinois St. (11/17/19)
<b>3 PT FG MADE</b>	4	vs Penn (11/28/19)
	5	Col. of Charleston (11/23/19)
<b>3 PT FG ATTEMPTS</b>	14	Col. of Charleston (11/23/19)
	15	vs Penn (11/28/19)
<b>3 PT FG PERCENTAGE</b>	.261 (6-23)	at Illinois St. (11/17/19)
	.267 (4-15)	vs Penn (11/28/19)
<b>FREE THROWS MADE</b>	5	Miami (FL) (11/12/19)
	7	NJIT (12/07/19)
<b>FREE THROW ATTEMPTS</b>	10	NJIT (12/07/19)
	12	Miami (FL) (11/12/19)
<b>FREE THROW PERCENTAGE</b>	.417 (5-12)	Miami (FL) (11/12/19)
	.607 (17-28)	Prairie View (11/09/19)
<b>REBOUNDS</b>	34	Col. of Charleston (11/23/19)
	35	NJIT (12/07/19)
	35	at Illinois St. (11/17/19)
<b>ASSISTS</b>	11	vs Penn (11/28/19)
	12	at Illinois St. (11/17/19)
<b>STEALS</b>	3	Col. of Charleston (11/23/19)
	4	Miami (FL) (11/12/19)
<b>BLOCKED SHOTS</b>	1	vs Penn (11/28/19)
	2	Col. of Charleston (11/23/19)
<b>TURNOVERS</b>	5	vs Col. of Charleston (12/01/19)
	11	Col. of Charleston (11/23/19)
<b>FOULS</b>	10	at Illinois St. (11/17/19)
	12	vs Col. of Charleston (12/01/19)



**OPPONENT LOWS**



**2019-20 UCF Men's Basketball  
Team High/Low Analysis**

Page 4/4  
as of Dec 09, 2019

**Opponent - GAME LOWS**

<b>POINTS</b>	56	vs Col. of Charleston (12/01/19)
	65	NJIT (12/07/19)
	65	vs Pepperdine (11/29/19)
	65	at Illinois St. (11/17/19)
	68	vs Penn (11/28/19)
<b>FIELD GOALS MADE</b>	22	vs Col. of Charleston (12/01/19)
	23	vs Pepperdine (11/29/19)
	23	Prairie View (11/09/19)
<b>FIELD GOAL ATTEMPTS</b>	47	vs Penn (11/28/19)
	57	vs Pepperdine (11/29/19)
<b>FIELD GOAL PERCENTAGE</b>	.373 (22-59)	vs Col. of Charleston (12/01/19)
	.375 (24-64)	NJIT (12/07/19)
<b>3 PT FG MADE</b>	5	vs Pepperdine (11/29/19)
	5	Miami (FL) (11/12/19)
<b>3 PT FG ATTEMPTS</b>	17	Col. of Charleston (11/23/19)
	20	vs Col. of Charleston (12/01/19)
	20	at Illinois St. (11/17/19)
	20	Miami (FL) (11/12/19)
<b>3 PT FG PERCENTAGE</b>	.208 (5-24)	vs Pepperdine (11/29/19)
	.250 (5-20)	Miami (FL) (11/12/19)
<b>FREE THROWS MADE</b>	3	at Illinois St. (11/17/19)
	6	vs Col. of Charleston (12/01/19)
<b>FREE THROW ATTEMPTS</b>	4	at Illinois St. (11/17/19)
	10	vs Col. of Charleston (12/01/19)
<b>FREE THROW PERCENTAGE</b>	.600 (6-10)	vs Col. of Charleston (12/01/19)
	.667 (10-15)	NJIT (12/07/19)
	.667 (8-12)	Col. of Charleston (11/23/19)
<b>REBOUNDS</b>	28	vs Pepperdine (11/29/19)
	31	Col. of Charleston (11/23/19)
<b>ASSISTS</b>	11	vs Col. of Charleston (12/01/19)
	12	NJIT (12/07/19)
<b>STEALS</b>	3	vs Col. of Charleston (12/01/19)
	4	Prairie View (11/09/19)
<b>BLOCKED SHOTS</b>	0	Col. of Charleston (11/23/19)
	1	NJIT (12/07/19)
	1	Prairie View (11/09/19)
<b>TURNOVERS</b>	9	Miami (FL) (11/12/19)
	10	vs Col. of Charleston (12/01/19)
<b>FOULS</b>	14	NJIT (12/07/19)
	16	Miami (FL) (11/12/19)



UCF INDIVIDUAL HIGHS



2019-20 UCF Men's Basketball  
Player Highs Analysis

UCF - INDIVIDUAL GAME HIGHS

<b>POINTS</b>	23		Collin Smith - Col. of Charleston (11/23/19)
	22		Collin Smith - vs Penn (11/28/19)
	21		Ceasar DeJesus - vs Pepperdine (11/29/19)
	19		Collin Smith - vs Col. of Charleston (12/01/19)
	18		Collin Smith - at Illinois St. (11/17/19)
<b>FIELD GOALS MADE</b>	8		Collin Smith - vs Col. of Charleston (12/01/19)
	8		Ceasar DeJesus - vs Pepperdine (11/29/19)
<b>FIELD GOAL ATTEMPTS</b>	20		Dazon Ingram - vs Penn (11/28/19)
	18		Collin Smith - vs Penn (11/28/19)
<b>FIELD GOAL PERCENTAGE (min 5 made)</b>	.800	(8-10)	Ceasar DeJesus - vs Pepperdine (11/29/19)
	.778	(7-9)	Ceasar DeJesus - NJIT (12/07/19)
<b>3 PT FG MADE</b>	4		Darin Green Jr. - vs Pepperdine (11/29/19)
	3		Darin Green Jr. - NJIT (12/07/19)
	3		Brandon Mahan - vs Col. of Charleston (12/01/19)
	3		Brandon Mahan - at Illinois St. (11/17/19)
	3		Darin Green Jr. - at Illinois St. (11/17/19)
	3		Darin Green Jr. - Miami (FL) (11/12/19)
	3		Frank Bertz - Miami (FL) (11/12/19)
<b>3 PT FG ATTEMPTS</b>	9		Brandon Mahan - at Illinois St. (11/17/19)
	7		Darin Green Jr. - vs Pepperdine (11/29/19)
	7		Darin Green Jr. - at Illinois St. (11/17/19)
	7		Darin Green Jr. - Miami (FL) (11/12/19)
	7		Matt Milon - Miami (FL) (11/12/19)
<b>3 PT FG PERCENTAGE (min 2 made)</b>	.667	(2-3)	Ceasar DeJesus - vs Pepperdine (11/29/19)
	.667	(2-3)	Ceasar DeJesus - Prairie View (11/09/19)
<b>FREE THROWS MADE</b>	9		Collin Smith - Col. of Charleston (11/23/19)
	7		Collin Smith - vs Penn (11/28/19)
	7		Dazon Ingram - Col. of Charleston (11/23/19)
	7		Dazon Ingram - Prairie View (11/09/19)
<b>FREE THROW ATTEMPTS</b>	11		Dazon Ingram - Prairie View (11/09/19)
	10		Collin Smith - Col. of Charleston (11/23/19)
	10		Dazon Ingram - Col. of Charleston (11/23/19)
<b>FREE THROW PERCENTAGE (min 3 made)</b>	1.000	(4-4)	Avery Diggs - vs Pepperdine (11/29/19)
	1.000	(4-4)	Dazon Ingram - vs Penn (11/28/19)
	1.000	(3-3)	Collin Smith - NJIT (12/07/19)
<b>REBOUNDS</b>	13		Dazon Ingram - vs Penn (11/28/19)
	12		Collin Smith - vs Penn (11/28/19)
<b>ASSISTS</b>	6		Dazon Ingram - vs Col. of Charleston (12/01/19)
	5		Collin Smith - vs Col. of Charleston (12/01/19)
	5		Dazon Ingram - vs Pepperdine (11/29/19)
	5		Dazon Ingram - vs Penn (11/28/19)
	5		Ceasar DeJesus - at Illinois St. (11/17/19)
<b>STEALS</b>	5		Dre Fuller Jr. - vs Penn (11/28/19)
	3		Darin Green Jr. - at Illinois St. (11/17/19)
	3		Matt Milon - Miami (FL) (11/12/19)
<b>BLOCKED SHOTS</b>	5		Ibrahim Famouke Doumbia - NJIT (12/07/19)
	2		Collin Smith - NJIT (12/07/19)
	2		Dazon Ingram - vs Col. of Charleston (12/01/19)
	2		Avery Diggs - at Illinois St. (11/17/19)
	2		Ibrahim Famouke Doumbia - at Illinois St. (11/17/19)
	2		Collin Smith - Prairie View (11/09/19)
<b>TURNOVERS</b>	5		Collin Smith - NJIT (12/07/19)
	5		Collin Smith - vs Pepperdine (11/29/19)
	5		Collin Smith - at Illinois St. (11/17/19)



**OPPONENT INDIVIDUAL HIGHS**



**2019-20 UCF Men's Basketball  
Player Highs Analysis**

**Opponent - INDIVIDUAL GAME HIGHS**

<b>POINTS</b>	29	Chancellor Ellis - Prairie View (11/09/19)
	26	Zach Cooks - NJIT (12/07/19)
	23	AJ Brodeur - vs Penn (11/28/19)
	22	Dedric Boyd - at Illinois St. (11/17/19)
	21	Kessler Edwards - vs Pepperdine (11/29/19)
<b>FIELD GOALS MADE</b>	10	Dedric Boyd - at Illinois St. (11/17/19)
	9	Zach Cooks - NJIT (12/07/19)
	9	AJ Brodeur - vs Penn (11/28/19)
	9	Chancellor Ellis - Prairie View (11/09/19)
<b>FIELD GOAL ATTEMPTS</b>	27	Zach Cooks - NJIT (12/07/19)
	17	Grant Riller - Col. of Charleston (11/23/19)
	17	Kameron McGusty - Miami (FL) (11/12/19)
<b>FIELD GOAL PERCENTAGE (min 5 made)</b>	.750 (9-12)	AJ Brodeur - vs Penn (11/28/19)
	.714 (5-7)	Matt Chastain - at Illinois St. (11/17/19)
<b>3 PT FG MADE</b>	8	Chancellor Ellis - Prairie View (11/09/19)
	4	Zach Cooks - NJIT (12/07/19)
	4	Ryan Betley - vs Penn (11/28/19)
	4	Brevin Galloway - Col. of Charleston (11/23/19)
<b>3 PT FG ATTEMPTS</b>	12	Chancellor Ellis - Prairie View (11/09/19)
	10	Zach Cooks - NJIT (12/07/19)
<b>3 PT FG PERCENTAGE (min 2 made)</b>	1.000 (2-2)	Zep Jasper - vs Col. of Charleston (12/01/19)
	.750 (3-4)	Gerard Andrus - Prairie View (11/09/19)
<b>FREE THROWS MADE</b>	6	Chris Lykes - Miami (FL) (11/12/19)
	5	Devon Goodman - vs Penn (11/28/19)
<b>FREE THROW ATTEMPTS</b>	7	Devon Goodman - vs Penn (11/28/19)
	7	Chris Lykes - Miami (FL) (11/12/19)
<b>FREE THROW PERCENTAGE (min 3 made)</b>	1.000 (4-4)	Zach Cooks - NJIT (12/07/19)
	1.000 (4-4)	Kessler Edwards - vs Pepperdine (11/29/19)
	1.000 (4-4)	Colbey Ross - vs Pepperdine (11/29/19)
	1.000 (3-3)	Chancellor Ellis - Prairie View (11/09/19)
<b>REBOUNDS</b>	11	Zach Cooks - NJIT (12/07/19)
	10	Ryan Betley - vs Penn (11/28/19)
	10	Kameron McGusty - Miami (FL) (11/12/19)
<b>ASSISTS</b>	12	Colbey Ross - vs Pepperdine (11/29/19)
	7	Grant Riller - Col. of Charleston (11/23/19)
<b>STEALS</b>	4	Darryl Polk Jr. - vs Pepperdine (11/29/19)
	3	Reilly Walsh - NJIT (12/07/19)
	3	Ryan Betley - vs Penn (11/28/19)
	3	Matt Chastain - at Illinois St. (11/17/19)
<b>BLOCKED SHOTS</b>	3	Sam Miller - vs Col. of Charleston (12/01/19)
	2	AJ Brodeur - vs Penn (11/28/19)
	2	Lucas Monroe - vs Penn (11/28/19)
	2	Matt Chastain - at Illinois St. (11/17/19)
	2	Anthony Walker - Miami (FL) (11/12/19)
<b>TURNOVERS</b>	7	Jordan Dingle - vs Penn (11/28/19)
	7	Lenell Henry - Prairie View (11/09/19)
<b>FOULS</b>	5	Keith Fisher III - at Illinois St. (11/17/19)
	5	Gerard Andrus - Prairie View (11/09/19)



# GAME 9 | GREEN BAY

## BOX SCORES

### GAME 1 | UCF 73, PRAIRIE VIEW 69 NOV. 9, 2019 | ORLANDO, FLA.

Official Basketball Box Score - Final															Game Time: 8:00 PM		
Prairie View A&M at UCF															Game Duration: 4:23		
110919 Addition Financial Arena, Orlando															Attendance: 4,972		
2019-20 Men's Basketball															Officials: Lee Cassell, R.B. Cuyburn, Jose Carrion		
<b>Prairie View A&amp;M - 69</b>															<b>Record: 1-1</b>		
NO. Name	Min	FG	3P	FT	Rebounds	Fouls	TP	AS	TO	ST	Blocks	BS	BA	+/-	Shooting By Period		
0 Lennell Henry	F 19:16	2-7	0-1	0-0	1 5	6	3	0	4	0	7	0	1	-16	1 <sup>st</sup> FG% 9:27	33.3%	
1 Dajuan Madden	G 27:27	3-5	0-0	1-2	0 5	5	4	5	7	5	1	1	0	0	3 <sup>rd</sup> FT% 2-3	66.7%	
3 Chancellor Ellis	G 27:16	9-16	8-12	3-3	0 1	1	0	2	29	1	0	0	0	7	2 <sup>nd</sup> FG% 14:33	42.4%	
4 Antione Lister	G 18:38	1-3	0-0	1-2	1 1	2	1	2	3	1	2	0	0	-1	3 <sup>rd</sup> FT% 6-9	66.7%	
15 Gerard Andrus	G 26:06	4-8	3-4	3-4	3 4	7	5	2	14	2	3	1	0	-2	GM FG% 10-13	76.9%	
2 Darius Williams	20:27	1-12	0-3	2-2	1 2	3	3	1	4	1	1	1	0	3	FT% 12-16	75.0%	
31 Jonathan Jackson	15:45	1-4	0-0	0-0	2 1	3	1	1	2	1	0	0	0	9	Dead Ball Rebounds: 1.1		
12 Fane Williams	09:54	2-4	0-0	1-1	2 0	2	0	1	5	0	0	0	0	-7			
14 Leon Sneed	11:19	0-0	0-0	0-0	0 1	1	2	0	0	1	0	0	0	-8			
5 Javon Hedgeman	04:18	0-0	0-0	0-0	0 0	0	3	1	0	1	2	0	0	2			
10 Tamir Bynum	16:56	0-1	0-1	1-2	0 1	1	1	3	1	1	2	0	0	4			
13 Caleb Coleman	02:38	0-0	0-0	0-0	0 0	0	0	0	0	0	0	0	0	-4			
<b>Team</b>					3 6	9											
<b>Totals</b>		23-60	11-21	12-16	13 27	40	23	18	69	14	18	4	1	5	-4		
<b>Technical Fouls: Henry 2<sup>nd</sup> 9:30</b>																	
<b>UCF - 73</b>															<b>Record: 1-0</b>		
NO. Name	Min	FG	3P	FT	Rebounds	Fouls	TP	AS	TO	ST	Blocks	BS	BA	+/-	Shooting By Period		
35 Collin Smith	F 32:23	6-9	1-3	1-3	0 5	5	3	5	14	4	3	1	2	0	1 <sup>st</sup> FG% 12:28	42.9%	
2 Matt Milon	G 21:49	0-5	0-4	0-0	1 1	2	0	0	0	0	0	0	0	0	3 <sup>rd</sup> FT% 5-15	33.3%	
4 Ceasar DeJesus	G 24:51	3-4	2-3	3-4	0 5	5	4	3	11	3	3	1	0	-4	FT% 7-13	53.8%	
12 Dazon Ingram	G 35:17	4-9	1-3	7-11	3 4	7	3	9	16	2	3	2	1	0	2 <sup>nd</sup> FG% 10:15	66.7%	
20 Frank Bertz	G 26:44	3-8	2-6	0-0	3 4	7	1	0	8	2	1	0	0	6	3 <sup>rd</sup> FT% 5-17	29.4%	
13 Brandon Mahan	15:44	4-6	2-4	2-2	4 2	4	2	12	11	3	0	0	0	-7	GM FG% 23-54	42.6%	
22 Darin Green Jr.	10:59	3-6	2-5	0-0	0 0	0	0	8	0	1	0	0	0	3	3 <sup>rd</sup> FT% 10:32	31.3%	
14 Ibrahim Famouke Doumbia	08:00	0-2	0-0	1-2	0 1	1	1	1	1	1	0	1	1	11	FT% 17:28	60.7%	
5 Avery Diggs	12:12	0-2	0-1	3-4	0 3	3	0	2	3	1	1	0	1	19	Dead Ball Rebounds: 4.0		
3 Dre Fuller Jr.	12:01	0-3	0-3	0-0	0 0	0	1	0	0	3	0	0	0	0			
<b>Team</b>					1 2	3											
<b>Totals</b>		23-54	10-32	17-28	10 27	37	19	22	73	17	15	5	5	1	4		
<b>Technical Fouls: Smith 2<sup>nd</sup> 9:30</b>																	
<b>Points from Turnovers</b>																	
<b>Period by Period Scoring</b>																	
<b>Biggest lead</b>																	
<b>Best Scoring Run</b>																	
<b>Lead Changes</b>																	
<b>Times Tied</b>																	
<b>Time with Lead</b>																	

### GAME 2 | MIAMI 79, UCF 70 NOV. 12, 2019 | ORLANDO, FLA.

Official Basketball Box Score - Final															Game Time: 2:00 AM		
Miami at UCF															Game Duration: 8:41		
111319 Addition Financial Arena, Orlando															Attendance: 7,514		
2019-20 Men's Basketball															Officials: Pat Adams, Chuck Jones, William Covington		
<b>Miami - 79</b>															<b>Record: 2-1</b>		
NO. Name	Min	FG	3P	FT	Rebounds	Fouls	TP	AS	TO	ST	Blocks	BS	BA	+/-	Shooting By Period		
21 Sam Wardenburg	F 18:11	1-4	0-1	0-1	1 1	2	3	1	2	1	1	0	0	1	9	1 <sup>st</sup> FG% 12:32	37.5%
14 Rodney Miller	C 21:59	4-5	0-0	0-0	3 3	6	4	1	8	0	0	0	0	-4	3 <sup>rd</sup> FT% 2-13	15.4%	
0 Chris Lykes	G 30:05	2-6	1-2	6-7	0 1	1	4	4	11	3	5	1	0	4	FT% 4-6	66.7%	
1 DJ Vasiljevic	G 33:14	6-12	2-7	2-2	1 3	4	2	2	16	4	1	2	0	15	2 <sup>nd</sup> FG% 17:30	56.7%	
23 Kameron McGusty	G 34:46	6-17	1-7	4-5	1 9	10	0	4	17	3	0	1	0	5	3 <sup>rd</sup> FT% 12-16	75%	
22 Deng Gak	12:05	1-1	0-0	2-3	1 1	2	2	2	4	0	0	1	0	11	GM FG% 29-62	46.8%	
2 Isahiah Wong	07:13	0-0	0-0	0-0	0 0	0	0	1	0	1	0	0	0	-5	3 <sup>rd</sup> FT% 5-20	25.0%	
5 Harford Beverly	24:58	6-11	1-2	2-4	0 1	1	0	1	0	4	2	0	0	2	9	FT% 16-22	72.7%
11 Anthony Walker	17:29	3-6	0-1	0-0	1 1	2	1	0	6	1	0	2	2	0	1	Dead Ball Rebounds: 3.1	
<b>Team</b>					3 1	4											
<b>Totals</b>		29-62	5-20	16-22	12 21	33	16	18	79	18	9	7	2	3	9		
<b>Technical Fouls: Lykes 2<sup>nd</sup> 6:11</b>																	
<b>UCF - 70</b>															<b>Record: 1-1</b>		
NO. Name	Min	FG	3P	FT	Rebounds	Fouls	TP	AS	TO	ST	Blocks	BS	BA	+/-	Shooting By Period		
35 Collin Smith	F 23:07	4-6	0-0	0-2	1 2	3	5	4	8	1	2	0	0	-6	1 <sup>st</sup> FG% 11:26	42.3%	
2 Matt Milon	G 29:15	2-10	1-7	1-2	3 2	5	0	0	6	0	1	3	0	-12	3 <sup>rd</sup> FT% 4-10	40.0%	
4 Ceasar DeJesus	G 31:44	4-12	0-3	3-4	0 3	3	6	11	2	4	0	0	0	-15	2 <sup>nd</sup> FG% 18-36	50.0%	
20 Zazon Ingram	G 24:30	4-6	0-0	1-3	2 4	6	4	2	9	4	4	0	1	-6	3 <sup>rd</sup> FT% 3-14	21.4%	
5 Avery Diggs	G 31:01	5-7	3-5	0-0	3 2	5	0	0	13	4	0	0	0	-6	GM FG% 27-67	28.6%	
13 Brandon Mahan	22:59	3-5	0-0	0-0	1 4	5	2	1	6	1	3	0	0	-6	FT% 29-62	46.8%	
13 Brandon Mahan	08:54	1-4	0-2	0-0	1 0	1	0	0	2	0	1	0	1	2	3 <sup>rd</sup> FT% 7-24	29.2%	
22 Darin Green Jr.	20:46	5-9	3-7	0-1	1 2	3	2	1	13	0	1	0	0	5	FT% 5-12	41.7%	
3 Dre Fuller Jr.	04:16	0-0	0-0	0-0	0 1	0	0	0	0	1	0	0	0	4	Dead Ball Rebounds: 2.0		
14 Ibrahim Famouke Doumbia	09:03	1-3	0-0	0-0	3 4	7	2	1	2	1	2	0	0	0	0		
<b>Team</b>					1 0	1											
<b>Totals</b>		29-62	7-24	5-12	16 24	40	18	15	70	14	17	4	3	-9			
<b>Technical Fouls: NONE</b>																	
<b>Points from Turnovers</b>																	
<b>Period by Period Scoring</b>																	
<b>Biggest lead</b>																	
<b>Best Scoring Run</b>																	
<b>Lead Changes</b>																	
<b>Times Tied</b>																	
<b>Time with Lead</b>																	

### GAME 3 | UCF 67, ILLINOIS STATE 65 NOV. 17, 2019 | NORMAL, ILL.

Official Basketball Box Score - Game Totals - Final Statistics															Game Time: 7:00 PM		
UCF vs Illinois State															Game Duration: 2:51		
11/17/19 1:04 p.m. at Normal, Ill.   Redbird Arena															Attendance: 4,578		
UCF 67 - 21															Officials: Rick Crawford, Clarence Armstrong, Bill Jacobson		
#	Player	Min	FG	3P	FT	Rebounds	Fouls	TP	AS	TO	ST	Blocks	BS	BA	+/-	Shooting By Period	
14	Doumbia, Ibrahim	f	0-1	0-1	0-0	0 1	1	0	0	0	0	2	0	0	-5	1 <sup>st</sup> FG% 15:28	53.6%
35	Smith, Collin	f	6-12	0-0	6-9	2 4	6	2	18	1	5	1	0	0	32	3 <sup>rd</sup> FT% 4-7	89.0%
02	Milon, Matt	g	0-5	0-3	0-1	0 2	2	0	0	1	1	0	0	15	2 <sup>nd</sup> FG% 13:30	43.3%	
12	Ingram, Dazon	g	2-3	0-0	1-1	0 1	1	3	5	1	3	1	0	0	4	3 <sup>rd</sup> FT% 4-7	57.1%
20	Bertz, Frank	g	1-6	0-2	0-0	1 1	2	0	2	0	0	1	1	20	GM FG% 28-58	48.3%	
01	Johnson Jr., Tony	g	0-1	0-1	0-0	0 0	0	0	0	0	1	1	0	0	6	3 <sup>rd</sup> FT% 7-17	41.2%
03	Fuller Jr., Dre	g	0-0	0-0	0-0	0 0	0	0	0	0	1	0	0	0	1	FT% 8-12	66.7%
04	DeJesus, Ceasar	g	0-0	0-0	2-2	0 2	2	0	2	5	2	0	2	11	Dead Ball Rebounds: 2.0		
05	Diggs, Avery	g	5-8	0-0	0-0	5 2	7	3	10	3	2	2	1	30			
13	Mahan, Brandon	g	6-13	3-9	2-4	4 6	10	1	17	0	1	0	1	27			
22	Green Jr., Darin	g	4-9	3-7	2-2	1 1	2	1	13	0	1	0	3	27			
<b>Team</b>					1 1	2											
<b>Totals</b>		24-58	6-23	13-19	14 21	35	10	67	12	18	7	8	200				
<b>FG % 1st Half: 10-26 38.5%</b>																	
<b>3FG % 1st Half: 2-11 18.2%</b>																	
<b>FT % 1st Half: 3-5 60.0%</b>																	
<b>2nd half: 14-32 43.8%</b>																	
<b>Game: 24-58 41.4%</b>																	
<b>3rd half: 4-12 33.3%</b>																	
<b>Game: 6-23 26.1%</b>																	
<b>4th half: 10-14 71.4%</b>																	
<b>Game: 13-19 68.4%</b>																	
<b>Deadball Rebounds: 3</b>																	
<b>Illinois State 65 - 21</b>																	
#	Player	Min	FG	3P	FT	Rebounds	Fouls	TP	AS	TO	ST	Blocks	BS	BA	+/-	Shooting By Period	
05	Fisher III, Keith	f	2-6	0-0	0-0												



# GAME 9 | GREEN BAY

## BOX SCORES

### GAME 5 | PENN 68, UCF 67 NOV. 28, 2019 | ANAHEIM, CALIF.

### GAME 6 | UCF 78, PEPPERDINE 65 NOV. 29, 2019 | ANAHEIM, CALIF.

Official Basketball Box Score - Final															Game Time: 1:30 AM Game Duration: 2:03					
UCF at Penn															11/28/19 Anaheim Arena, Anaheim		2019-20 Men's Basketball		Officials: Tom O'Neill, Chris Rastetter, Ken Ditty	
UCF - 67															Record: 3-2					
NO. Name	Min	FG	3P	FT	Rebounds	Fouls	TP	AS	TO	ST	Blocks	BS	BA	+/-	Shooting By Period					
35 Collin Smith	F 36:20	7-18	1-2	7-8	5	7	12	4	10	22	2	0	1	0	1	1 <sup>st</sup> FG%	14-42	33.3%		
3 Dre Fuller Jr.	G 30:09	3-11	0-3	2-4	3	1	4	1	3	8	3	3	5	0	1	3 <sup>rd</sup> FG%	1-6	16.7%		
12 Dazon Ingram	G 37:22	6-20	1-1	4-4	6	7	13	1	3	17	5	1	1	1	2	FT%	1-4	25%		
20 Frank Bertz	G 21:54	1-5	0-2	0-0	2	2	4	3	0	2	0	0	0	0	0	2 <sup>nd</sup> FG%	10-32	31.3%		
22 Darin Green Jr.	G 27:15	5-11	1-4	0-0	3	1	4	2	0	11	0	1	0	0	0	3 <sup>rd</sup> FT%	3-9	33.3%		
2 Matt Milon	G 10:32	0-1	0-0	0-0	0	2	2	0	0	0	1	1	0	0	0	GM FG%	14-17	82.4%		
13 Brandon Mahan	11:28	0-5	0-2	0-0	0	0	1	0	0	0	1	1	2	2	-8	3 <sup>rd</sup> FT%	4-15	26.7%		
4 Caesar DeJesus	18:46	2-3	1-1	1-1	0	0	0	1	2	6	0	2	1	0	0	FT%	15-21	71.4%		
5 Avery Diggs	03:36	0-0	0-0	1-2	0	0	0	1	1	1	0	2	0	0	-10	GM FG%		24-74	32.4%	
1 Tony Johnson Jr.	02:38	0-0	0-0	0-2	0	0	0	2	1	0	0	1	1	0	-2	3 <sup>rd</sup> FT%		4-15	26.7%	
Team					3	2	5			0						Dead Ball Rebounds: 2, 0				
Totals		24-74	4-15	15-21	22	22	44	16	20	67	11	12	11	6	-1					
Technical Fouls: NONE																				

Official Basketball Box Score - Final															Game Time: 2:00 AM Game Duration: 2:00					
UCF at Pepperdine															11/30/19 Anaheim Arena, Anaheim, CA		2019-20 Men's Basketball		Officials: Lamar Simpson, Kirby Sitton, Ken Burdett Jr.	
UCF - 78															Record: 4-2					
NO. Name	Min	FG	3P	FT	Rebounds	Fouls	TP	AS	TO	ST	Blocks	BS	BA	+/-	Shooting By Period					
35 Collin Smith	F 18:28	2-4	0-0	0-2	2	1	3	4	2	4	2	5	0	1	0	1 <sup>st</sup> FG%	12-28	42.9%		
3 Dre Fuller Jr.	G 16:58	2-6	0-1	0-1	1	3	4	0	2	4	1	0	2	1	1	3 <sup>rd</sup> FG%	3-10	30.0%		
12 Dazon Ingram	G 24:00	5-8	1-2	3-5	0	8	8	4	4	14	5	0	0	0	19	FT%	4-8	50%		
20 Frank Bertz	G 16:30	0-0	0-0	0-0	1	1	2	1	0	0	2	0	0	0	-9	2 <sup>nd</sup> FG%	17-28	60.7%		
22 Darin Green Jr.	G 33:08	5-10	4-7	2-2	1	0	1	1	1	16	0	1	0	0	8	3 <sup>rd</sup> FT%	5-10	50.0%		
5 Avery Diggs	18:26	2-4	0-0	4-4	2	1	3	1	3	8	1	0	1	0	1	GM FG%	29-56	51.8%		
4 Caesar DeJesus	24:52	8-10	2-3	3-4	0	2	3	4	21	2	1	0	0	0	19	3 <sup>rd</sup> FT%	8-20	40.0%		
2 Matt Milon	07:32	0-0	0-0	0-0	0	0	0	0	2	0	1	1	2	0	0	FT%	12-18	66.7%		
1 Tony Johnson Jr.	09:20	0-3	0-1	0-0	0	3	3	1	0	0	2	1	0	0	0	GM FG%		24-74	32.4%	
13 Brandon Mahan	27:10	5-11	1-6	0-0	2	6	8	1	0	11	4	1	2	0	5	3 <sup>rd</sup> FT%		4-15	26.7%	
14 Ibrahim Famouke Doumbia	03:06	0-0	0-0	0-0	1	1	2	0	0	0	0	1	1	0	3	FT%		14-16	87.5%	
Team					2	2	0			0						Dead Ball Rebounds: 2, 0				
Totals		29-56	9-20	12-18	12	26	38	18	17	78	16	16	8	3	13					
Technical Fouls: NONE																				

Official Basketball Box Score - Final															Game Time: 9:00 PM Game Duration: 1:46					
Col. of Charleston at UCF															12/01/19 Anaheim Arena, Anaheim		2019-20 Men's Basketball		Officials: Tom O'Neill, Lamar Simpson, Mike Szyfers	
Col. of Charleston - 56															Record: 4-4					
NO. Name	Min	FG	3P	FT	Rebounds	Fouls	TP	AS	TO	ST	Blocks	BS	BA	+/-	Shooting By Period					
21 Jaylen McManus	F 29:04	3-12	2-5	0-4	3	2	5	4	0	8	1	2	0	2	-22	1 <sup>st</sup> FG%	11-34	32.4%		
33 Oshachi Smart	C 17:04	2-6	0-0	0-0	4	4	8	1	4	1	2	0	0	-13	3 <sup>rd</sup> FT%	4-16	25.0%			
3 Grant Riller	G 23:57	8-14	0-3	1-1	1	2	3	3	4	17	2	1	1	0	-10	FT%	3-6	50%		
2 Brevin Galloway	G 23:52	3-8	0-5	0-0	1	1	1	0	6	1	1	0	0	-21	2 <sup>nd</sup> FG%	11-25	44.0%			
10 Zep Jasper	G 28:51	2-5	2-2	1-2	1	1	1	0	2	7	1	0	1	0	-18	3 <sup>rd</sup> FT%	2-4	50.0%		
3 DeAngelo Eppes	10:44	1-3	0-1	1-1	1	2	2	1	4	0	0	0	0	0	-4	GM FG%	22-59	37.3%		
13 Quan McCluney	17:38	2-4	1-1	0-1	0	1	3	2	5	0	2	1	0	0	-4	3 <sup>rd</sup> FT%	6-20	30.0%		
20 Sam Miller	19:24	1-3	1-2	1-2	0	5	5	0	1	4	2	0	0	0	-10	FT%	6-10	60.0%		
00 Jayden Richard	07:25	0-0	0-0	0-0	1	1	1	0	0	1	0	1	0	0	-5	GM FG%		22-59	37.3%	
5 Brandon Tucker	18:09	0-3	0-1	1-2	1	1	2	2	1	3	1	0	0	0	-1	3 <sup>rd</sup> FT%		6-20	30.0%	
23 Trevon Reddish	03:52	0-1	0-0	0-0	0	0	0	0	0	0	0	0	0	0	-1	FT%		6-10	60.0%	
Team					1	3	4			0						Dead Ball Rebounds: 2, 0				
Totals		22-59	6-20	16-10	12	21	33	17	12	56	11	10	3	4	-21					
Technical Fouls: NONE																				

Official Basketball Box Score - Final															Game Time: 5:00 PM Game Duration: 1:57 Attendance: 4,178					
NJIT at UCF															12/07/19 Addition Financial Arena, Orlando		2019-20 Men's Basketball		Officials: Bari Lenox, Zetson Steed, Bill Jacobson	
NJIT - 65															Record: 2-7					
NO. Name	Min	FG	3P	FT	Rebounds	Fouls	TP	AS	TO	ST	Blocks	BS	BA	+/-	Shooting By Period					
2 San Antonio Brinson	F 09:29	0-1	0-0	0-0	0	1	1	1	0	0	0	2	0	0	2	1 <sup>st</sup> FG%	10-30	33.3%		
21 Souleymane Diakite	F 25:32	1-4	0-0	3-4	3	4	7	3	4	5	0	2	1	0	-22	3 <sup>rd</sup> FT%	5-12	41.7%		
4 Zach Cooks	G 40:00	9-27	4-10	4-4	2	9	11	0	2	26	4	1	1	0	-13	FT%	5-8	62.5%		
5 Diego Willis	G 12:34	1-2	1-2	0-0	1	1	1	0	3	0	0	0	0	0	-9	2 <sup>nd</sup> FG%	14-34	41.2%		
11 Shyquan Gibbs	G 25:28	2-4	1-2	3-6	1	4	5	0	4	8	2	3	1	0	-14	3 <sup>rd</sup> FT%	2-10	20.0%		
33 Kijell de Graaf	20:49	1-6	1-4	0-0	0	3	4	0	3	1	2	1	0	0	-14	GM FG%	24-64	37.5%		
14 Reilly Walsh	21:57	4-8	0-2	1-1	2	1	3	1	3	8	3	1	3	0	1	FT%	5-8	62.5%		
00 Lavar Williams	16:45	2-4	0-1	0-0	1	0	1	1	0	4	1	1	0	0	-5	GM FG%	24-64	37.5%		
22 Byron Breland III	18:36	3-7	0-1	0-0	2	1	3	2	3	6	0	4	1	0	-4	3 <sup>rd</sup> FT%	7-22	31.8%		
32 Xavier Mayo	08:50	1-1	0-0	0-0	0	2	2	0	2	1	0	0	0	0	-7	GM FG%		24-64	37.5%	
Team					3	1	4			0						Dead Ball Rebounds: 1, 0				
Totals		24-64	7-22	10-15	14	27	41	14	16	65	12	18	8	1	8	-13				
Technical Fouls: NONE																				

Official Basketball Box Score - Final															Game Time: 9:00 PM Game Duration: 1:46					
Col. of Charleston at UCF															12/01/19 Anaheim Arena, Anaheim		2019-20 Men's Basketball		Officials: Tom O'Neill, Lamar Simpson, Mike Szyfers	
Col. of Charleston - 56															Record: 4-4					
NO. Name	Min	FG	3P	FT	Rebounds	Fouls	TP	AS	TO	ST	Blocks	BS	BA	+/-	Shooting By Period					
35 Collin Smith	F 30:14	8-13	0-0	3-4	2	7	9	2	6	19	5	0	1	1	19	1 <sup>st</sup> FG%	12-28	42.9%		
3 Dre Fuller Jr.	G 21:43	4-6	0-1	5-6	1	1	2	1	4	13	2	1	1	0	12	3 <sup>rd</sup> FT%	5-12	41.7%		
4 Caesar DeJesus	G 26:10	3-6	0-1	2-2	0	1	1	0	1	8	3	2	0	0	7	FT%	11-13	84.6%		
12 Dazon Ingram	G 29:50	1-8	0-1	0-0	2	7	9	2	1	6	0	2	2	2	4	2 <sup>nd</sup> FG%	17-32	53.1%		
22 Darin Green Jr.	G 19:10	2-7	2-5	0-0	2	2	1	0	1	1	0	0	0	0	0	3 <sup>rd</sup> FT%	3-9	33.3%		
13 Brandon Mahan	24:23	4-7	3-6	1-2	2	4	0	0	12	0	1	0	0	0	20	FT%	0-1	0%		
2 Matt Milon	15:26	1-3	0-0	1-1	1	1	3	1	3	1	0	1	0	0	0	GM FG%	29-60	48.3%		
20 Frank Bertz	18:49	4-6	2-4	0-0	2	2	4	0	1	10	1	0	0	0	16	3 <sup>rd</sup> FT%	9-21	38.1%		
5 Avery Diggs	08:43	1-1	0-0	0-0	1	1	2	0	2	0	0	0	0	0	1	FT%	11-14	78.6%		
14 Ibrahim Famouke Doumbia	03:13	1-3	0-0	0-0	1	1	2	0	2	0	0	0	0	0	-1	GM FG%		29-60	48.3%	
1 Tony Johnson Jr.	02:10	0-0	0-0	0-0	0	0	0	0	0	0	0	1	0	0	-2	3 <sup>rd</sup> FT%		9-21	38.1%	
Team					2	2	4			0					</					